



Exchange, with

Ont
L

Ontario Legislative Assembly

SESSIONAL PAPERS

VOL. LXIV.—PART II.

FOURTH SESSION

OF THE

EIGHTEENTH LEGISLATURE

OF THE

PROVINCE OF ONTARIO

SESSION 1932

290839
17 8 33

TORONTO

Printed and Published by Herbert H. Ball, Printer to the King's Most Excellent Majesty
1933

CONTENTS
FOR PART II.

REPORTS

LANDS AND FORESTS

MINES

INSPECTOR OF LEGAL OFFICES

SUPERINTENDENT OF INSURANCE



REPORT
OF THE
Minister of Lands and Forests
OF THE
PROVINCE OF ONTARIO

For the Year Ending 31st October

1931

PRINTED BY ORDER OF
THE LEGISLATIVE ASSEMBLY OF ONTARIO

SESSIONAL PAPER No. 3, 1932



ONTARIO

TORONTO

Printed and Published by Herbert H. Ball, Printer to the King's Most Excellent Majesty

1932



TO HIS HONOUR,

The Lieutenant-Governor of the Province of Ontario.

MAY IT PLEASE YOUR HONOUR:

The undersigned has the honour to present to your Honour, Report on the Operations of the Department of Lands and Forests for the fiscal year ending 31st October, 1931.

WILLIAM FINLAYSON,

Minister.

HONOURABLE WILLIAM FINLAYSON,
Minister of Lands and Forests.

We have the honour to submit herewith a Report on the Operations of the Department of Lands and Forests for the fiscal year ending 31st October, 1931.

W. C. CAIN,
Deputy Minister, Lands and Forests.

E. J. ZAVITZ,
Deputy Minister, Forestry.

L. V. RORKE, *Surveyor-General.*

CONTENTS

PART I

MINISTER'S PREFACE.....	Page 7
-------------------------	-----------

APPENDICES:

No. 1. Department Inside Officers and Clerks.....	24
2. Department Outside Agents and Inspectors.....	28
3. Statement of Lands Sold and Leased, with Collections.....	31
4. Gross Revenue.....	32
5. Revenue Refunds.....	33
6. Receipts (Special Funds).....	34
7. Disbursements.....	35
8. Timber Cut and Amounts Accruing re Dues, etc.....	36
9. Revenue from Woods and Forests.....	38
10. Acreage under License.....	38
11. Timber Areas disposed of.....	39
12. Locations, etc., under Free Grant Section, Public Lands Act.....	45
13. Lands Sold and Patented.....	49
14. Instruments Issued.....	61
15. Report of Records Branch.....	61

PART II

APPENDICES:

No. 16. Report of Surveyor-General.....	64
17. Statement of Crown Surveys in Progress.....	67
18. " " " Completed.....	68
19. " Municipal Surveys Ordered.....	69
20. " " " Confirmed.....	69
21. Surveyor's Report, Ontario-Quebec Interprovincial Boundary.....	70
22. Survey Township Outlines, District of Kenora.....	74
23. " " " " Thunder Bay.....	77
24. " " " " Cochrane.....	78
25. " " " " ".....	79
26. " " " " Nipissing.....	81
27. " " " " Cochrane.....	82
28. Survey Base and Meridian Lines, District of Cochrane.....	84
29. " " " " ".....	86
30. " " " " ".....	88
31. " Seventh Base Line and Meridian Line, District of Cochrane.....	90
32. Retracement, Niven's 1898 Meridian Line, District of Cochrane.....	93
33. Survey, Seventh Base Line, District of Cochrane.....	95
34. " North Shore Lake Superior.....	98
35. " Townships Joynet and Langworthy, District of Thunder Bay.....	100

PART III

APPENDICES:

No. 36. Forestry Branch Report:	
(1) Forest Fire Protection.....	105
(2) Report of Director of Air Service.....	126
(3) Report of Liaison Officer.....	137
(4) Reforestation.....	140
(5) Forest Surveys.....	162

Report of the Minister of Lands and Forests of the Province of Ontario

For the Year ending October 31st, 1931

STAFF CHANGES

The amendment to The Public Service Act providing for compulsory superannuation at the age of 70 affected this Department in a number of instances.

In the Inside Service seven officials came within the age and were superannuated, these being: F. E. Titus of the Solicitor's Branch; J. W. Millar and A. E. Roe of the Lands Branch; S. K. Burdin, N. B. Matheson and W. C. St. John of the Records or Files Branch, and A. Leaman of the Survey Branch. In addition to these E. H. Squire of the Records Branch was superannuated by reason of ill-health, and Charles J. Smith was retired, as he had reached the age limit, although not in the Service long enough to enjoy an annual increment.

Of those thus severing their connection with the Service, W. C. St. John had been continuously employed for over twenty-five years, and was senior in point of service.

In the Outside Service one Crown Lands Agent, S. J. Dempsay, Cochrane, was retired after over twenty years of faithful service. Two Homestead Inspectors, Thomas Hughes, Murillo, Ontario, who for over two decades represented the Department in the District of Thunder Bay—and H. F. Jervis of Callender, Ontario—a competent official for Parry Sound District—were both obliged under the retiring allowance system in force to say "adieu" to their official labours.

S. C. LaRose, Crown Timber Agent, Ottawa, Ontario—a painstaking officer of over forty years' standing, still competent and energetic—graciously bowed to the inevitable and, reluctantly relinquishing the reins of control at a near octogenarian age, eagerly sought the opportunity of returning to the land—his first love.

LAND TRANSACTIONS

FREE GRANTS

Throughout the year operations in the Free Grant areas were conducted within approximately the same limits as the previous year, there being 450 locatees, or ten less than in the year 1930. The area thus acquired amounted to 58,460 acres, while an additional 1,937 acres were acquired on a sale basis by those holding Free Grant areas. An evidence of the continued check on the part of the outside Inspectors is the fact that 392 who had previously taken up land in the free zones were cancelled, as against four less for the year 1930.

Over twenty per cent. of new locatees found their pioneer lots in the District of Thunder Bay, while Kenora and Rainy River accounted in about equal proportion for thirty-six per cent. The balance was absorbed in the various other Districts, with Sudbury a good leader.

The land allotments for Free Grant settlers are considerably limited, the transactions being confined to townships that have now been opened for some years. There is always a certain percentage of those acquiring Free Grant locations failing in their efforts to carry out what appeared like bona fide intentions at the time of applying. In due time, after every leniency is extended by the Crown, consistent with the Regulations and in consonance with the justifiable circumstances of individuals, if duties are not performed their rights are forfeited and, with the resumption of the land by the Crown, other parties are free to make their venture.

From the general figures herein quoted, and the detailed statement as provided in appendix No. 12, it may be readily seen that by far the greater number of those entering for free grant land are in the sections comprised within Northern Ontario, although the older or Southern part of the Province is really the cradle of Free Grant Homesteaders. Because of a closer supervision over located lands, and a more systematic segregation of farm or tillable land from unproductive areas, and to many years' demand upon the good portions of the original free grant townships, there are now but few entries in older Ontario, and these are for the most part sons or relatives or immediate friends of those whose pioneer efforts have, although beset with difficulties, kept them on the land and created an urge to induce others to share their lot.

As a result of the gradual diminution of free grant available land for pioneer settlement in Old Ontario the Department during the past year closed two Agencies in the Parry Sound District—those of Emsdale and Powassan; one in Haliburton—that of Minden; and one in Peterborough County—that of Apsley. The occasional application falling within any of the territory covered heretofore by any of these Agencies will be dealt with by the head office at Toronto, while the responsibility of enquiring into and settling disputes or examining land will be assumed by the nearest Crown Timber Agent in each case. A considerable saving by the closing of these offices will be effected.

Locatees who proved up and secured their patents under the Free Grant Section of the Act numbered 205, and the land covered by such comprised 27,310 acres.

Free Grant lands proper are set aside in given areas for the benefit of all married or single men beyond the age of eighteen years. However, for the special purpose of encouraging veterans of the Great War—those who served with the Canadian contingent and saw service overseas—all Crown lands in the Province opened for sale or as free grant are subject to entry free. Although this privilege has been widely advertised and annually open to those eligible comparatively few have accepted the opportunity, and of those who do the majority fail to meet the expressed objective. Some fifty-six were located within the year, but fifty-two were cancelled; as against forty-one and sixty-eight respectively for the previous year.

The hardships met with during the early pioneer days, where individuals with meagre means strive to hew out and undertake to establish homes, are not unrecorded in the Department, and it is with this picture ever present that the officials try to be lenient, particularly with the returned men. The impossible, however, is so often attempted by land-seekers that forfeitures must inevitably follow. Failures, however, upon fertile wooded areas in newer parts

—involving so much man-power and continued hope—are not to be wondered at when one considers the large unoccupied cleared and fertile fields of older parts, crying for the very man-power that made possible such inviting chances. The removal of economic barriers or some new and untried system seems the only solution.

Free grant townships, where there are still certain lots of agricultural potentialities, will remain open for the hardy pioneer to take his share in contributing to the development of the Province's basic natural resource. (See Appendix No. 12 for Free Grant details.)

SALE LANDS

The general depression was keenly reflected in the total purchasers of farm land in the newer parts of Northern Ontario. The tendency during a great economic stress is for the depressed ones to seek ways and means of providing sustenance, and the history of the Department of Lands and Forests has in the main recorded such tendency in the unexpectedly large number of enquiries, both verbal and written, for cheap Crown land that are made when times are bad. But the topsy-turvy condition of the whole world has so adversely affected the forest products industries—such as logging, lumbering and pulp and paper manufacturing—that settlers are proportionately feeling the strain. The woodsman in breaking up his land is almost entirely dependent upon these industries to tide him over his early years of struggle. The wages received from contracting for a company or working for a jobber, or the revenue derived from a ready market for his wood, is the mainspring of his existence. In such troublous times as these, with reduced contracts consequent upon restricted markets and lower production, the would-be settler has but little encouragement, and it appears imprudent to lead him into what might prove other than the promised land.

In these circumstances it is not surprising that the number buying lands is considerably less than during 1930. Some 1,043 purchased 90,814 acres as against 1,351 for 111,408 acres the previous year. Over seventy per cent. of the purchasers is found in the District of Cochrane, the majority on the Trans-continental, their entries having been made through the offices at Cochrane, Hearst, Kapuskasing on the Canadian National Railway, and Matheson on the Temiskaming and Northern Ontario Railway.

The District of Temiskaming accounted for 92, and Sudbury for 49, while the others were widely scattered throughout the Province.

Settlers to the number of 437 completed their payments, met all their settlement duties and received patents; this being less by only 23 than the previous year.

Effective supervision of cutting timber and clearing land, under detailed instructions based upon the Regulations by competent officials, was continued throughout the year, as in the past, and resulted in the elimination of a number of "timber farmers" and others who owing to various causes found it impossible to carry on. The method of issuing permits to settlers and withholding clearances pending the production of evidence in the form of actual progress on the land, verified by an official, has seriously lessened, if not entirely removed, the pulp-wood pilfering that at times had been clandestinely carried on under the guise of land clearing or real farming.

While some 761 sales were cancelled for neglect of duties, it may be remarked that twenty per cent. of these comprised lands that had been sold, some of them years prior to Confederation and others at various times up to the Eighties.

Consistent progress is being made in the checking-up system of these old land transactions, as indicated in last year's report. It is hoped that within the next year or two all the outstanding arrears will be collected or the land covered by them resumed by the Crown.

A good deal of difficulty is met with in the attempt to collect long-standing arrears. And although statutory provision is made for reduction of both principal and interest, and procedure in pursuance of such is followed on sane and reasonable grounds, individuals long content to remain unmoved, although with no clear title to the land, decline to pay and employ divers means of securing the land by a denial of their obligations or claiming freedom from further payment.

The Supervisor of Settlement has throughout the year been in every district and reports an activity in pioneer work that is very commendable in view of the unsettled conditions, the narrowed markets and low prices. He points out that there is a sectional pride throughout the country that begets a confidence worthy of a new land. With his experience of over fifty years—he having pioneered in the Algoma District and blazed the trail—he expresses the belief that the atmosphere of faith surrounding the new settlements in the great possibilities of our natural resources will revivify any doubtful flame of hope and make for an assured era of prosperity. (See Appendix No. 13 for Sales.)

SUMMER RESORTS, ETC.

Summer resort locations to the number of eighty were disposed of, nearly forty per cent. having been taken in Kenora District, twenty per cent. in Thunder Bay, seven per cent. in Rainy River, and the residue in nine other Sections of the Province. These sales were all on the mainland, a number of them contiguous to the new Trans-Canada Highway.

Islands to the number of fifty-six were sold under summer resort conditions, which require the erection of a house before the issue of patent. Twenty-four previous purchasers satisfied building requirements and secured patent.

Eighty-two town lot sales, comprising some twenty-seven acres, were effected, and individual purchasers were made subject to meeting certain building restrictions and such requirements as may be provided for by local by-laws.

CLERGY SALES

From old sales made many years ago under this heading the sum of \$1,494.03 was collected as against \$2,643.57 for the year 1930. As the arrears upon all the old holdings acquired as clergy lands before their secularization are being gradually gathered in or the land affected thereby is being cancelled and re-acquired by the Crown, it will be but a short time until there shall be no further collections.

COMMON SCHOOL LANDS

The continued efforts towards checking up old purchasers have resulted in the receipt of \$6,261.18, a sum somewhat less than that of the year 1930, but considerably larger than the 1929 revenue.

GRAMMAR SCHOOL AND UNIVERSITY SALES

Only \$297.87 was received for Grammar School Lands, this amount being arrears on very old sales. The sum of \$277.35 was derived from the sale of lands set aside for University purposes.

CROWN LANDS

The total quantity of land sold and leased throughout the year was 113,325 acres. This was largely acquired for settlement purposes, as may be observed by a reference to Appendices Nos. 12 and 13. Over twenty per cent., however, was covered by lease tenure only, under which an annual rental is charged.

The total collections on all—including taxes upon certain lands in unorganized districts, and water power rentals—amounted to \$584,388.53, or over \$10,000 in excess of the previous year, a very gratifying evidence of the success of a follow-up system of accounting and of a desire on the part of occupants to acquire title and remain in good standing.

PROVINCIAL LAND TAX

In widely scattered areas in the unorganized sections of the Province are parcels, large and small, held by companies and individuals that up until the Provincial Land Tax Act was passed a few years ago were not subject to any tax whatever—not even school tax. Other parcels had been within a school section, and were assessed only for school purposes. Notwithstanding the general benefit that might accrue to the holders by provincial improvements in the way of roads, fire protection, provincial police protection, et cetera, such class of holdings were not paying any share of taxes to the Province. This Act now nets the Province annually over \$100,000, and while in the earliest stages of its operations certain objections—not entirely unexpected—were urged against it, these have been largely negated by amendments to the Act providing for assured exemption of bona fide farmers and a reduced levy on those paying school taxes.

Extensive tracts of land patented to Railway Companies and areas comprising hundreds of Veteran claims have passed to corporations who are commercializing the timber thereon, or the minerals or some other form of natural resource, and the greater portion of the tax is derived from this source, whereas twenty per cent. is applicable to summer resort holdings, and the balance to parcels used for divers purposes.

The revenue collected during the year was \$131,851.20, as against \$139,832.01 for the year 1930, which had been in excess of the 1929 collections by over \$12,000.00.

Because of the stress of times and the difficulty all classes are meeting in trying to pay taxes, and the general falling off of such revenue in most municipalities, it is not with great optimism that a larger return is looked for in the coming year. There will, nevertheless, be no lessening in the official attempt to collect an amount at least equal to that of the year just closed.

MILITARY CERTIFICATES

There are a number of services, such as those affecting Common School, Grammar School and Clergy Lands, which will shortly be recorded history, each in itself being closed out. The disposition of Military Certificates is in a similar class. These instruments came into being shortly after the South African War; the purpose was to make a grant from the King, as it were, to those who rendered voluntary service in the Boer War. The Fenian Raid Veterans of 1866 considered they had deserved like treatment, and they were united to the South African Veterans as eligible for certificates. These documents, lithographed in variegated colours, gave each holder the privilege of securing 160 acres of land free. Under statutory amendments to the Act outstanding certifi-

cates are accepted now as scrip only, having a cash surrender value of \$50.00, or as payment for Crown land to the value of \$80.00. Only one such certificate was surrendered during the year.

Although originally 13,998 of these certificates were issued, less than 1,000 remain unaccounted for, the others having been either applied on land or surrendered to the Crown.

FORMAL INSTRUMENTS ISSUED

Patents, Leases and Licenses of Occupation to the number of 1,535 were issued as against 1,578 for the previous year, an indication that there was but little slackening in this regard. Of these about 75 per cent. covered patents and leases under the Public Lands or Provincial Parks Act, and, exclusive of 4 Water Power Leases, the balance was made up of Mining Patents, Leases or Licenses.

COMMUNICATIONS

Nearly fifty thousand communications were received in the Department, the exact number being 49,700, and these do not include those received and treated exclusively by the Minister's office, the Provincial Land Tax and Forestry. Over 60,000 letters and various forms of communications, maps, et cetera, were mailed to Departmental Agents and the general public.

PROVINCIAL PARKS

The Province of Ontario has not been unmindful of the efficacy of setting aside and undertaking to protect important areas within different districts as public parks and wild life sanctuaries. The wisdom of having done so is more obviously recognized as the frontiers of civilization are being crowded back. The necessity for preservation of wild life and promotion and maintenance of interest in natural history—thus increasing knowledge of God's handiwork; whether in the animate or inanimate form—are more universally admitted and desired now, probably, than at any time within the lifetime of our Western civilization. This is due to a large extent to the automotive development, with its resultant advantages—amongst others the annihilation of distance and the ease and readiness with which the natural attractions can be reached. Then the desire to seek changes from the congested urban centres—to transport oneself from the artificiality of a hum-drum existence to the reality of a natural one—has added to the interest in the charms of natural woodlands, quiet waterways and wild life.

Ontario, while still subject to the possibilities of an extension of her present park or sanctuary system, is not behind any other country of its size in the world in respect of its great parks, truly, in time, to become huge playgrounds for those coveting communion with nature.

Under the Provincial Parks Act the areas thus set aside comprises four major units; Algonquin Park in old Ontario comprising over 2,700 square miles; Quetico Park, with its recent extension, some 2,100 square miles; Rondeau Park, in the South-Western part—or in Kent County—comprising 5,000 acres, and Franklin Island, with surrounding islets in the Georgian Bay, having an area of 2,500 acres.

ALGONQUIN PARK

As announced in last year's Report, for the purposes of co-ordinating and consolidating our Park and Fire Ranging Services within the Park and con-

tiguous areas, a change was effected under which J. H. McDonald, who had been District Forester at Pembroke, was appointed Superintendent in September, 1930, but took ill shortly thereafter and died on January 1st, 1931. Because of illness it was impossible for him to make much progress on the programme that was being mapped out for future organization. Mr. Mark Robinson, an old, tried Ranger and a naturalist of note, acted in a temporary capacity until May, 1931, when a permanent appointment was made in the person of Mr. Frank A. MacDougall, Forest Engineer, who had proved a competent and efficient servant for some years in the Forestry section of the Department. He had been District Forester at Sault Ste. Marie, and from this position he was promoted to that of Superintendent of Algonquin Park. Mr. MacDougall's academic training, his experience in the Department, his versatility and zealous devotion to duty, backed by a contagious enthusiasm for work and his adeptness at handling men, have largely contributed during the few months to his credit in this new role to the bringing about of a well-ordered and effective organization. As District Forester in succession to Mr. McDonald he is in charge of the Forestry work, which includes forest protection, and as a result of the system which he has evolved, under which both branches are subject to a centralized rather than a dual authority, the Department now has secured more effective control of the Park and Fire Protection Services, succeeded in reducing expenditures for fire protection within the area from those of the previous year by \$6,000, abolished unnecessary duplication of work, and eliminated duplication of certain staff, buildings and patrol.

As Algonquin Park must necessarily remain a great natural recreation centre, and in the future be a greater mecca than ever in the past for visitors from all parts of the globe, it is essential that the capital expenditures, heretofore kept within positively a zero limit, should, when the economic situation justifies, be made on the basis of permanency. The modest headquarters which have now done duty for many years will in due time be remodelled to provide for a more permanent structure that will be consistent with the requirements. The Superintendent, having his residence there, will direct all activities from headquarters, and it will be the central office for the Forestry and Park Administration.

Certain important and long-needed improvements were carried out within the Park area proper, consisting of steel tower, boat-house, car-house and aeroplane hangar, in addition to minor undertakings towards beautification and essential services around headquarters. All these works were accomplished in relation to a tentative plan of a permanent character that has been drawn up and will be put into operation by degrees, the idea being to spread capital expenditures over a given period of years and to evolve as circumstances demand a headquarters administrative area that will redound to the credit of the Province and will be an evidence of the constantly growing feeling that public bodies should foster and protect strategic grounds throughout the Province for the advancement of wild life, the encouragement of tourist traffic and the retention of bits of nature unmolested by the artifice of man.

A new feature in relation to Park administration was the purchase of a flying-machine at a cost of \$7,000. It is a three-place Fairchild K.R.-34 biplane, with a wing span of 30 feet. The machine is used for general patrol inspection work, fire detection and transportation, and has already rendered effective service and is available on requisition for the Tweed and Parry Sound Districts. The use of a plane has had a notable influence for good upon the morale of the staff, all of whom are now within personal reach of the Superintendent within a few hours as against days in certain instances formerly. Summer resorters,

tourists, occasional canoeists and logging operators, scenting the readiness of the plane as a detector, are more than ever on the qui vive and support the staff's efforts in reducing the fire hazard and enforcing the regulations. Upon the poachers the effect of the plane is expected to be quite salutary. The Superintendent is a skilled pilot and handles the controls himself, thus obviating the expense of hiring a special officer for the purpose. The total hours flown were over 307 and the general effectiveness of the service thus performed is readily recorded by those who have had the opportunity of observing.

The fishing licenses issued in the Park throughout the year numbered 1,275 and a perusal of the residence of each holder shews that of these 60 per cent. were residents of Ontario, 1½ per cent of Canada outside of Ontario, and the rest, or nearly 40 per cent., of the United States. Nearly 50 per cent. of those coming from the United States represented New York State, there being representatives of no less than twenty other States of the Union. One European, from Finland, enjoyed a summer's fishing.

An intensive campaign by the staff resulted in the snaring or trapping of 115 wolves, discarded aeroplane cable having been successfully used.

Studies on fish and game are being undertaken by the staff in collaboration with the technical officers of the Game and Fisheries Department, and it is hoped profit will result.

Vigilant measures towards checking up poaching and illegal trapping are being adopted, and notwithstanding the closest scrutiny of patrols several poachers were during the year apprehended and fined under the Act, and had their traps confiscated. The Park is recognized as a good breeding ground and poachers are prepared to take their chances. Only by a continual checking and systematic enforcement of the law can the Park be kept as the breeding and feeding ground for the game animals and held as a real reservoir for the supply of surrounding areas.

QUETICO PARK

This area is situate in Rainy River District on the International Border opposite the State of Minnesota, and is more a virgin area probably than any other section in Ontario. It abounds in wild life, possesses myriads of lakes and connecting streams, affords incomparable canoe trips, and holds countless attractions for the lover of nature in its wildest charm.

Up until this year the Northern boundary was somewhat indeterminate, as certain waterways never regularly traversed and laid down in detail were supposed to be the governing line. Because of frequent incursions by trappers, growing difficulties in enforcing the regulations, in the absence of a properly defined line, readily recognized as a guiding one, and a desire to rehabilitate the area lying immediately north of the waterways line, the Department, believing it in the public interest, extended the line to the Canadian National Railway—adding some four hundred square miles. Certain objections to this extension have been urged, and investigations are being undertaken with a view to determining whether or not any modification should be made.

The staff consists of a Superintendent, nineteen rangers and a housekeeper. In addition to the headquarters buildings there are 45 stop-over cabins. Nine new ones were erected this year, four of which were built on the added area, one on Cache River, one at McAre Lake, and the other three as replacements. The feeling of the Park staff is that the enlargement of the area will be of general advantage, although it does prevent a few trappers who formerly plied their

trade there from carrying on within their old grounds. It was scarcely expected that any unanimity of consent would come from those immediately adjacent to the Park boundary who had been accustomed to exercise certain privileges and probably to carry on certain illegal practices. The Department in enlarging the Park had in mind the general benefits that may accrue from creating and protecting a new sanctuary which in due time will be greatly replenished in wild game life that will trek to and restock outside areas. Then, again, if and when in the public interest it is deemed advisable to throw open any portion of the added area, such action can be taken.

Four persons were found guilty of and fined for offences against the Regulations. Their traps and skins were confiscated. Only four wolves were trapped, but the finding of a number of deer apparently killed by wolves means sterner measures must be taken towards lessening this menace.

In the neighborhood of 500 non-resident fishing licenses were issued during the summer season, all from the United States, while only 5 per cent. of this number resident in Canada took advantage of the great fishing opportunities of Quetico.

That our American neighbours appreciate to the fullest the Park's natural beauties and sporting attractions is evident from the comments made and the expressions of satisfaction heard in different quarters. The following excerpt from a letter recently received from a prominent educationalist across the line is interesting and enlightening: "For many years I have visited the Quetico every summer; in fact I began going to the boundary waters in 1919, and have not missed a summer since then. During the last five summers my trips into the Quetico and the country north of it have occupied from ten to twelve weeks. I have visited hundreds and hundreds of the lakes, and I really doubt if there are many people outside of your ranger force that know the Quetico better than I do. I have spent probably over 75 weeks in it. I go to the Quetico country because of its beauty and because of the wild life it contains, my hobby being making moving pictures of the life history of the big game mammals of North America. On the Minnesota side of the boundary waters political conservation has so wrecked the wild life as to make visiting the Superior National Forest nothing less than a profitless bore to me. On our side we have almost exterminated the wild life, thanks to outlaw trapping and the misdirected energy of crooked wardens. Mr. Jamieson and his men have protected their wild life so that to-day the Quetico is rich in this respect. Last summer I photographed 99 deer and 68 moose in the Quetico! While I sometimes feel that the Quetico is not fully appreciated by native Canadians—they have so much country at hand—it is certainly appreciated in the States, and will, when financial conditions ease a bit, be more used by us than ever."

Mutual co-operation with the Department of Game and Fisheries during the past two years has resulted in the Fort Frances Fish Hatchery getting nearly seventy million Pickerel spawn for general distribution throughout the portions of the Province requiring new stock.

New regulations for the Park provide travel permits to enable the staff to keep a record of those entering and travelling through it, and to maintain an easier check in case of fire or other emergency. Over three hundred such permits were issued. Guide licenses to the number of 88 were granted, and licenses for 31 motor-boats.

The belief is freely expressed that on the return of normal times this Park will be the cynosure and seasonal resort of many of the health and pleasure seekers of Minnesota and the middle-western States.

RONDEAU PARK

This Park, although small in size in comparison with the two previously enlarged upon, is nevertheless of equal if not greater importance from the viewpoint, at any rate, of the number of visitors making it their summer rendezvous. But 5,000 acres in size, comprising a peninsula in Kent County extending into Lake Erie, only twelve miles from Ridgetown and a few miles farther from Blenheim and Chatham, it affords ample space for summer residents and easy access for motor-cars from the surrounding well-settled districts of the South-western portion of the Province. Its proximity to Detroit and the border cities invites special attention. The great expanse of Lake Erie on one side and the more peaceful waters of the Harbour on the Eau side lend themselves to good fishing, excellent bathing and fine boating, and an ideal development of summer cottage sites on the land. Longitudinal roads skirting both sides and sufficient lateral roads enable the motorist to take in the whole Park and enjoy the exhilarating atmosphere of an enchanted corner of nature's wonderland. Here is found a mixed type of timber, practically every species indigenous to Old Ontario.

That this sequestered spot, owned, operated and controlled by the Province for the good of the public, does not go unappreciated is evidenced from the fact that to-day there are 268 summer homes erected, all occupied during the summer season. In addition to these permanent structures several of which were built within the year, to the contrary notwithstanding the general depression, there was an average of 65 tents during the months from June 15th to September 15th. This accounts for a resident summer population of approximately 1,600 persons. When these are taken in conjunction with the ordinary daily transients—motoring, picnicing or bathing—the average daily population is over 3,000. On Sundays and holidays the population is closer to 10,000, and the successful handling of these numbers seeking health and happiness provides a situation and presents a problem not found in the other Parks.

The limited staff, comprising a Superintendent, 3 permanent officials and 8 temporary ones, is constantly engaged, as may be inferred, in maintaining roads and buildings, looking after sanitation, controlling traffic, and keeping law and order; this during the summer season is day and night work. Roads consisting of 10 miles of improved gravel construction for two-way traffic and 15 miles of single-track back trails are regularly maintained and the 40 Government-owned structures are systematically cared for.

Special pastimes for picnics are provided in the form of pavillion entertainments, miniature golf, pony riding, bathing, boating, et cetera. Park equipment for the service of the public is provided and every effort made towards furnishing facilities for the convenience of the public.

Pheasants of different species, confined in a specially constructed aviary, Wild Canada Geese, Turkeys and other bird types may be viewed by visitors.

In the lower part of the Park, in the marshy and tag-alder area, red deer thrive. They are, because of their restricted haunts and limited food supplies, inbred and small of stature. From time to time their increase is beyond the natural food supply, and to avoid their trekking into adjacent cleared and private areas and becoming a menace a certain number are shot. During the past year 187 were thus despatched and their carcasses, totalling 16,287 lbs., were sold at an average of 13½c. a pound. There are still probably 200 deer in the Park. A few for show purposes have been maintained in a wire enclosure and it is the intention in due time to restrict all deer to a large, select wire enclosure

in order to enable the Superintendent to proceed as conditions warrant with a reforestation plan for the continuation of the forest area and the beautification of the Park. Running wild and indiscriminately the deer do not spare the young growth, and it is impossible to make great headway in any spaces subject to the nightly prowlings of the foraging quadrupeds.

Rondeau Park must remain a real open theatre for the great acting public, whose divers desires and longings to get into touch with nature even for a brief respite in the hot summer months can be there fully satisfied. Cottage sites may be leased on reasonable terms by applying to the Superintendent, R. S. Carman, Morpeth, Ontario.

FRANKLIN ISLAND

Franklin Island in the Georgian Bay, although set aside under the Act as a Provincial Park, has not been subdivided and offered as yet to the general public. Its virgin Pine forest is a valuable asset both from a commercial and an aesthetic point of view. Up to date only one mixed camp for adults and boys and girls has been permitted there, these largely occupying privately owned land patented a number of years ago.

COMMISSION PARKS

Apart from the Parks administered by the Department of Lands and Forests, there are certain strategically situated areas bordering on the Great Lakes that have been allocated for and developed into well-known watering places.

Burlington Beach, on Burlington Bay, opposite Hamilton; Presqu'île Point on Lake Ontario, near Brighton, and Long Point Park on Lake Erie in Norfolk County are each operated under a Commission appointed by virtue of a separate Act creating the Park and providing for its administration. The Commission in each case is vested with powers similar to those of an ordinary municipality and, subject to securing approval of the by-laws by Lieutenant-Governor-in-Council, may sell, lease or otherwise dispose of such of the land for cottage sites or other purposes as may be deemed in the interests of the general public.

SURVEYS, WATER POWERS, ENGINEERING, MAPS, ETC.

The land and boundary surveys carried out during the year under instructions included interprovincial boundaries, base and meridian lines, township outlines, lake, river and road traverses, and other miscellaneous surveys.

The northerly point of the Ontario-Manitoba boundary line on the shore of Hudson's Bay was determined, and aerial photographs of the country on the boundary line between Island Lake and Hudson's Bay were taken for the purpose of determining the nature of the country traversed as an aid for future field work on this line.

The Ontario-Quebec boundary line north from Lake Temiskaming was completed through to the shore of James Bay. The surveys of township outlines were carried out along the line of the James Bay Extension of the Temiskaming and Northern Ontario Railway.

Control surveys for mapping purposes were continued in the Algonquin Park Area and also between Lake Superior and Lake Nipigon, in the Thunder Bay District.

Surveys of Colonization and trunk roads were carried out in the districts of Temiskaming, Nipissing, Sudbury and Parry Sound.

The total expenditure for survey work during the past year was \$125,000, being a decrease of \$19,059.55 as compared with the former year's expenditure.

The development of water-power privileges under Crown Leases was carried on at Abitibi Canyon on the Abitibi River, and at Chats Falls on the Ottawa River. The revenue from water-power rentals was \$216,058.70, which was \$33,464.48 less than the past year.

The plans and specifications of several new dams constructed on streams throughout the Province were filed and approved under the Lakes and Rivers Improvement Act.

Maps of the Province and districts have been kept up to date as far as possible during the past year.

See Appendices Nos. 16 to 35 inclusive.

TIMBER ADMINISTRATION

It is probable that never in the history of the great forest products industry—generally termed “lumbering”—so far as Ontario at any rate is concerned (and other sections of Canada are no less exempt) has there been more widespread discontent and uncertainty manifested than during the last year. Lumbering, next to the basic industry, agriculture, has for over a century been the mainstay of thousands. The logging of timber and the diversified uses to which within the last three decades raw material taken from the forest has been put have given the industry a vitalizing importance, acknowledged by the nation and reflected in international trade balances. The pulp and paper development, with the heavy tonnage of manufactured content, largely newsprint, played its part in recent times in maintaining parity in Canadian exchange in the United States. When, owing to the combination of factors—including, amongst others, over-production, restricted markets and foreign competition—exports lessened, the Canadian dollar automatically dropped, and any gradual improvement in its value across the line will in no small measure be due to a continued, although less intensive, movement of newsprint out of the country.

The country-wide economic depression indubitably has left its mark upon the lumbering and logging business that has been so long nurtured in its own world of romance and adventure. The glamour surrounding the woodsman developed in him a buoyancy and confidence in his country and a determination to keep the wheels turning and the chimneys smoking. Lately, however, the usual confidence and optimism so characteristic of members of the trade have given way to forebodings, uncertainties and indecisiveness.

Large quantities of manufactured lumber fill the yards of the manufacturers, who are unable to locate ready markets. The stress and strain of the times have tended to make users of lumber and other products of the forest apprehensive of investing in buildings or other lines requiring wood products. With such a prospect the limit holders in the Province necessarily reduced their cut during the past year. As the sale of timber is the chief source of revenue to the Department of Lands and Forests, the reduced bush operations adversely affected the revenue and as the prospects for the ensuing season are dimmer than last the Department's exchequer will continue to suffer until a return to normalcy.

The adverse current of business continuing from the previous year, when the operators urgently requested special consideration in the way of a reduction in stumpage, but were refused on grounds of public policy, provided occasion during this fiscal year for another request for aid, and the Government, recognizing the need of having operations carried on wherever possible, deems it

advisable to encourage in some slight way those operators to whom a reduction at least in Crown dues may appeal, and provision for the season of 1931-32 along this line will be made.

Operators were granted the same privileges of paying their accounts for this year as obtained last year. Fifty per cent. of all charges against timber were payable on or before the 31st of October, 1931, and the balance without interest in two equal instalments, the first on the 30th of April and the second on the 31st of October, 1932. A certain number accepted this basis of payment in connection with their 1930-31 accounts, but the large number failing to do so indicated the troublous times through which the manufacturers are passing.

The halt to the operations this coming winter will throw thousands out of their usual employment, and add to the numbers seeking Government relief. Every step is being taken to urge licensees, where any hope exists, to operate a limited number of camps and thus lessen the pressing problem of unemployment.

TIMBER AREAS SOLD

The instability of the lumber and wood market lessened the demand for timber, and, apart from those whose going concerns were in need of additional stock or jobbers who had tie contracts or a limited market for short orders of pulpwood, no one needed raw material. Consequently the number of sales during the year were only thirty as against over fifty for the year 1930.

Of these areas fourteen were only one square mile or less in extent, the others varying in size up to the last sold, which was $76\frac{1}{2}$ square miles, situate in the District of Nipissing and acquired by the Standard Chemical Company, Limited, of Toronto, whose plant is at South River and where continuance now by the acquirement of this block of hardwood is assured for twenty years, conditional, of course, on the hardwood market remaining constant on the return of improved conditions.

A reference to Appendix No. 11 will disclose in detail the purchaser in each case, the area sold, the prices bid, and the nature of the proposition. Considering the uncertain trend of trade and the general decline in values, the prices, which in each instance were at least equivalent to the upset ones, were reasonable.

No large areas of importance are in contemplation of sale for the coming year, unless it be that certain burnt pulpwood and timber will be offered if a market for salvaged material of this type can be found.

QUANTITIES CUT

The number of timber licenses issued and in good standing during the seasonal year ending 30th April, 1931, was 954 for an area of 19,350 square miles, as against 1,010 for 21,744 square miles in 1930. Those are in addition to the pulp concessions covering $54,408\frac{1}{2}$ square miles.

On these licensed limits the Red and White Pine cut amounted to 112,918,120 feet B.M., or only 56 per cent. of the previous year's output. Jack Pine logs accounted for 27,697,407 feet B.M., slightly less than half of the cut for the year 1930. Other types of log timber, such as Birch, Maple, Hemlock, et cetera, were cut to the extent of 30,221,313 feet B.M., or only 44 per cent. of the previous year. Railway ties numbering 667,813 were made in the bush and these are but 50 per cent. of those for the season of 1929-30.

The greatest reduction in bush operations, however, is recorded in the pulpwood line. It is true that during 1929 and part of 1930 the cordage cut was very large, as shown on last year's report, viz.: 1,393,299 cords; and while

a decided decrease was expected from that, it was scarcely anticipated that operations would be conducted up to only 20 per cent. or even less, yet such is the case, there being but 265,586 cords cut from Crown areas. Such a difference is a direct result of the heavy previous season's cut or overproduction with a declining market. A decrease in the cut on settlers' lands was also noticeable, only 743,793 cords having been taken, a reduction of approximately 19 per cent. Although this quantity is all exportable only 403,448 cords were exported, or about the same percentage of the settlers' product as the previous year.

The pulp and paper industry still presents a problem during the deflation of values and the uncertainty of ready markets. The Government is fully cognizant of the industrial importance of this great enterprise and is hopeful that in due time the stabilization of a business that contributes so much to international trade will be effected. In the meantime a watchful eye will be maintained in respect of the Province's interests, and where it is possible to aid local areas contiguous to mills by insisting upon the fulfillment of obligations the Department will do so, always paying due regard to the rehabilitation rather than the annihilation of the industry.

The total accruals from all timber sources, including ground rent, fire charges, bonus, dues, transfer fees, etc., were only \$2,492,333.76, the details of which are indicated in Appendix No. 8. This amount is less than the year 1930 by over \$2,500,000.00.

FOREST FIRE PROTECTION

The forest fire season of 1931 experienced a continuation of the drought conditions of the previous two years. Extremely low precipitation and abnormally high temperatures were prevalent throughout the greater portion of Northern Ontario. Electrical storms were also numerous and we found over 16 per cent. of the recorded fires attributed to this cause. These fires of lightning origin are usually in inaccessible places and this season some of the most difficult fires originated in this way.

Fires reported were 1,851, the largest number since records have been available. Of these 92 per cent. did not reach 100 acres in extent and 75 per cent. were under ten acres in area.

The total area burned was 138,287 acres of which 45,000 acres is classed as timber land. Again the camper was the cause of the largest number of fires, namely 622, or 33.8 per cent. of all causes.

The clearing of land in Northern Ontario seems to have received an impetus, probably due to the lack of employment in woods operations. In the burning of slash and land clearing the Department issued 27,031 permits covering 81,952 acres. The indications are that a very large area of land will have been cleared for agricultural purposes throughout the Clay Belt.

AERIAL SURVEYS

The principal work undertaken in connection with aerial survey this past season was the photographing of areas in connection with road location for the Northern Development Department. These photographs not only assist in locating right-of-way but also may be used later in studying forest conditions. The area covered during this season amounted to approximately 3,300 square miles.

REFORESTATION

During the planting season of 1931 the Department distributed to private individuals 5,220,946 trees. In addition some 371 schools were supplied with

trees, receiving in all 90,547 trees. Planting upon municipal and Crown lands required a little over 5,000,000 plants. The interest in reclamation and planting of waste lands seems to keep up and many people are taking advantage of the Department's distribution for this purpose.

REVENUE

While the actual business in connection with the sale and cutting of timber and the issue of Timber Licenses amounted to only \$2,492,333.76, the actual amount collected under this service was \$3,042,753.25, a considerable portion of which had been charges due under the heavy operating, with its large accruals, during 1930. Appendix 9 lists the various items and amounts.

Land collections covering sale and lease of lands for all purposes and certain refunds as shown in Appendix 4 added \$655,637.96 to the above figure, making a gross revenue of \$3,698,391.21, which, when reduced by expenditure refunds of \$1,625.83 for timber dues, mill fees and transfer fees, as shown in Appendix 9, and of \$304,843.76 for fire protection, gives a net revenue Ordinary and Capital of \$3,391,921.62, made up of \$2,439,724.42 Ordinary and \$952,197.20 Capital, as against a total revenue for 1930 of \$3,307,945.49, made up of \$2,532,603.28 Ordinary and \$775,342.21 Capital.

While the revenue of last year included the Fire Protection Taxes which were all treated as Ordinary, this year's Ordinary Revenue, as shown in the Public Accounts, will be debited to the extent of such charges, amounting to \$304,843.73. It may also be observed that this year's collections on timber dues and bonus are all classed as Ordinary Revenue, rather than on the basis of 70 per cent. Ordinary and 30 per cent. Capital as heretofore. This new analysis has been adopted after a careful inventory of the present timber stand and annual increment in growth throughout the Province, which has justified the conclusion that in relation to the entire forest area of the Province and the annual increment the Capital resources of the forest are not being invaded.

EXPENDITURES

The total disbursements of the entire Department for the year amount to \$3,542,163.05, as against \$3,834,684.37, for last year or a difference of \$292,531.32. This year's gross expenditures, however, have been reduced by the amount received from Fire Protection Taxes, viz., \$304,843.76, which leaves a net expenditure of \$3,237,319.29, of which \$2,130,425.83 is Ordinary and \$1,106,893.46 is Capital.

The increase in Ordinary expenditures, after deducting from Fire Ranging outlay the Fire Tax collections, over last year is \$66,505, and while in certain services reductions occurred, increases were found in fire ranging and park services that account for the difference. Capital expenditures throughout the year were less by \$319,458.34 than the previous year. The large items of expenditure are in connection with Reforestation, Forest Protection, Forest Ranging, Surveys and clearing Townsites to remove fire hazards. This coming year will necessarily see an important reduction in Capital accounts due to the retrenchment measures being adopted.

APPENDICES

PART I

Appendix No. 1

Return of Officers and Clerks of the Department of Lands and Forests, for the year ending October 31st, 1931.

Branch	Name	Designation	When Appointed	Salary per Annum	Remarks
Main Office	Finlayson, Hon. Wm.	Minister	1926, Oct. 18	\$10,000 00	
	Cain, W. C.	Deputy Minister	1903, Mar. 1	6,000 00	
	Ferguson, A.	Assistant to Deputy Minister	1915, Dec. 15	3,450 00	
	Thompson, J. B.	Secretary to Minister and Dept. Secretary	1925, Feb. 2	3,000 00	
	Bliss, M. E.	Senior Clerk	1909, Aug. 16	1,700 00	
	Halfday, E. G.	"	1907, Feb. 21	1,700 00	
	Harrison, E.	Secretarial Stenographer	1920, May 14	1,600 00	
	Molesworth, V. M.	Senior Clerk Stenographer	1928, April 10	1,400 00	
	Smedley, D.	Clerk Stenographer, Group 1	1926, July 9	1,200 00	
	Budd, F.	Office Boy	1927, Nov. 4	675 00	
Solicitor's Branch	Titus, F. E.	Solicitor	1920, Mar. 2	3,500 00	Superannuated as from June 1st 1931.
	Draper, S.	Chief Clerk	1900, May 1	3,450 00	
Lands Branch	Ledger, W. R.	Head Clerk, Group 2	1894, Feb. 15	2,700 00	
	Burns, C. E.	"	1897, July 29	2,700 00	
	Millar, J. W.	Investigator, Provincial Parks	1915, Nov. 29	2,190 00	Superannuated as from June 1st, 1931.
	Roe, A. E.	Senior Clerk	1906, Oct. 16	2,000 00	Superannuated as from June 1st, 1931.
	Robillard, A. E.	"	1894, May 4	2,000 00	
	Hutcheon, J.	"	1923, Nov. 22	1,700 00	
	Benson, B. M.	Clerk, Group 1	1909, May 25	1,600 00	
	O'Neil, E. F.	Senior Clerk	1902, July 7	1,700 00	
	Ross, S.	"	1917, July 9	1,700 00	
	Carey, A. R.	Clerk, Group 1	1925, July 7	1,200 00	
Lands Branch	Eaton, E. F.	" 2	1927, Aug. 15	1,125 00	
	McGuire, Geo. W.	"	1930, Feb. 10	1,050 00	
	Griffith, F.	Senior Clerk Stenographer	1921, Jan. 22	1,300 00	
	Pepler, A. V.	"	1922, Sept. 14	1,300 00	
	Sutherland, M. I.	"	1921, Jan. 22	1,300 00	
	McLeod, L.	"	1925, June 9	1,200 00	
	Burke, M. G.	Clerk Stenographer, Group 1	1928, Jan. 9	1,200 00	
	Feehelly, R. M.	"	1928, Feb. 9	1,200 00	
	Stephens, A. M.	"	1927, Oct. 4	1,425 00	
	Anderson, A. M.	Clerk Typist, Group 1	1930, May 15	975 00	

	Mason, A. V.	Clerk Stenographer, Group 2.	1929 May 6	975 00	
	Kelly, J. P.	Vault Caretaker.	1927, April 19	1,400 00	
Woods and Forests Branch.....	Houser, J.	Chief Clerk.	1905, July 17	3,450 00	
	Gillard, H. D.	Head Clerk, Group 2.	1897, Dec. 6	2,700 00	
	O'Neil, A. H.	Principal Clerk.	1906, July 19	2,300 00	
	Meeking, S. D.	"	1910, Feb. 8	2,200 00	
	Telfer, E. H.	Senior Clerk.	1915, Sept. 27	2,000 00	
	Lee, J. T.	"	1917, June 25	2,000 00	
	Potter, G.	Clerk, Group 1.	1923, June 1	1,600 00	
	McCord, W. A.	"	1926, May 26	1,600 00	
	Quigley, E. F.	"	1921, May 4	1,500 00	
	Judd, Wm.	"	1928, April 24	1,125 00	
	Armer, E. C.	Senior Clerk Stenographer.	1909, Aug. 6	1,500 00	
	Bryce, J. J.	"	1922, July 24	1,500 00	
	Ferguson, J.	"	1919, Aug. 4	1,500 00	
	Stewart, F. E.	"	1927, July 25	1,300 00	
Accounts Branch.....	Lount, H. M.	Accountant, Group 2.	1903, Oct. 1	3,000 00	
	Clarke, C. J.	Head Clerk, Group 2.	1905, Aug. 9	2,550 00	
	Burritt, W. A.	Senior Clerk.	1907, Sept. 24	2,000 00	
	McLean, A.	"	1926, Feb. 8	2,000 00	
	Warren, J. F.	Clerk, Group 1.	1922, June 5	1,600 00	
	Bowland, C.	"	1908, July 9	1,600 00	
	Donald, L. G.	"	1924, June 2	1,600 00	
	Bryson, James	"	1927, Jan. 4	1,600 00	
	Whyte, M. A.	"	1921, June 1	1,500 00	
	Stuart, D. E.	Office Appliance Opr., Group 2.	1929, Jan. 5	1,125 00	
	Armitage, M. C.	Clerk Stenographer, Group 2.	1927, Oct. 18	975 00	
	Burdin, S. K.	Senior Clerk.	1916, April 6	2,800 00	Superannuated as from Oct, 13th, 1931.
	Samuels, F.	"	1903, Dec. 5	2,000 00	Superannuated as from June 1st, 1931.
	Mathewson, N. B.	Clerk, Group 1.	1915, May 7	1,600 00	Superannuated as from June 1st, 1931.
Files Branch.....	Hills, E.	"	1912, July 2	1,600 00	Superannuated as from Jan. 1st, 1931.
	Squire, E. H.	"	1916, Jan. 4	1,600 00	Superannuated as from June 1st, 1931.
	St. John, W. C.	"	1906, July 9	1,500 00	Superannuated as from June 1st, 1931.
	Mulholland, S.	"	1918, May 6	1,600 00	
	Black, R. N.	"	1915, Dec. 13	1,600 00	
	Harris, G.	"	1925, Jan. 14	1,600 00	
	Smith, Chas. J.	"	1928, April 14	1,400 00	
	Meredith, Thos. A.	Senior Clerk Messenger.	1929, Mar. 29	1,200 00	Retired July 31st, 1931.

Appendix No. 1—Continued

Return of Officers and Clerks of the Department of Lands and Forests for the year ending October 31st, 1931.

Branch	Name	Designation	When Appointed	Salary per Annum	Remarks
Provincial Land Tax Office	Ryan, L. M.	Land Tax Collector	1925, July 1	2,500 00	
	Hinton, G. J.	Senior Clerk	1925, May 4	1,700 00	
	Craddock, M. M.	Clerk, Group 2	1928, Mar. 7	1,125 00	
	Deacon, C. H.	" " 2	1927, Sept. 29	1,050 00	
	Stephens, F. E.	" " 2	1926, May 27	1,050 00	
	Riches, E. P.	Clerk Stenographer, Group 1	1925, Aug. 10	1,125 00	
	Lyons, H. M.	" " 1	1926, May 31	1,125 00	
	Madill, S.	" " 1	1927, July 14	1,050 00	
	Lomas, M. E.	Clerk Typist, Group 2	1927, Oct. 18	900 00	
	Zavitz, E. J.	Deputy Minister	1905, May 1	5,700 00	
	Mills, C. R.	Assistant Provincial Forester	1921, Mar. 28	4,000 00	
	Richardson, A. H.	Forester	1921, June 15	3,300 00	
	Johnston, R. N.	"	1915, Aug. 15	3,300 00	
	Sharpe, J. F.	Forester in charge of Prov. Forests	1922, May 15	3,300 00	
Haddow, Wm. R.	Forest Pathologist	1931, June 16	2,700 00		
Forestry Branch	Westland, C. E.	Assistant Forester, Group 1	1923, May 16	2,400 00	
	Bayly, G.	" " 1	1924, Mar. 1	2,400 00	
	Simmons, J. F. L.	" " 2	1928, Mar. 19	2,100 00	
	Bishop, J. M.	Draughtsman, Group 1	1924, Nov. 1	2,000 00	
	Rogers, N. L.	Principal Clerk	1911, Aug. 1	2,100 00	
	Harris, G. W.	Senior Clerk	1906, Sept. 1	2,000 00	
	Cooper, E. W.	" " "	1921, Jan. 6	1,800 00	
	Rowland, M. C.	" " "	1912, May 1	1,500 00	
	Bald, J.	Senior Clerk Stenographer	1913, June 12	1,500 00	
	McKeyes, A. S.	" " "	1921, May 9	1,400 00	
	Cuthbertson, F. A.	Clerk Stenographer, Group 1	1926, Nov. 9	1,125 00	
	DeNure, K. H.	" " 2	1928, Sept. 1	975 00	
	Evans, G. H.	Clerk Typist, Group 1	1928, Mar. 22	975 00	
	Overend, M. E.	Clerk Stenographer, Group 1	1928, Feb. 10	1,050 00	
Rorke, L. V.	Surveyor General	1909, May 1	5,400 00		
Morris, Jas. L.	Inspector of Surveys	1928, Mar. 1	3,650 00		
Weaver, Wm. F.	Surveyor	1930, Mar. 25	2,400 00		
Burwash, N. A.	Surveyor and Sr. Draughtsman	1917, April 26	2,550 00		
Heath, W. H.	Geographer	1923, Nov. 28	2,850 00		
Barnard, Wm. A. C.	Sr. Map Draughtsman, Group 2	1928, Jan. 1	2,400 00		

Surveys Branch					
Jarvis, E. M.	Senior Clerk	1897, April 25	2,000 00	Superannuated as from June 1st, 1931.	
Treby, H.	Map Draughtsman	1897, May, 8	2,000 00		
Blanchet, F. E.	"	1906, May 15	2,000 00		
Leaman, A.	"	1907, Sept. 12	2,000 00		
Barr, F. L.	Senior Draughtsman, Group 2	1923, Oct. 31	2,100 00		
Wilson, Archie	Draughtsman, Group 3	1929, April 15	1,050 00		
Vance, V.	Clerk, Group 2	1924, Sept. 10	1,050 00		
Dennis, S. O.	Senior Clerk Stenographer	1924, April 5	1,400 00		
Stork, G. E. M.	Clerk Stenographer, Group 1	1927, July 28	1,200 00		
Haskett, M. C.	"	1928, Sept. 5	900 00		
Aylsworth, P.	"	1929, Mar. 29	900 00		
Pugh, M. B.	Filing Clerk, Group 1	1929, Aug. 15	975 00		

Appendix No. 2
List of Agents for the year ending October 31st, 1931

Name	Post Office Address	District or County	Date of Appointment	Salary per Annum	Remarks
Alexander, James A.	Fort Frances	Part Rainy River District	1921, May 26	
<i>Lands Agents</i>					
Arthurs, E.	Espanola Mills	" District of Sudbury	1915, June 1	\$600 00	For salary see Crown Timber Agents and Mining Recorders.
Barnes, E. H.	Sault Ste. Marie	" " Sault Ste. Marie	1929, June 20	For salary see Homestead Inspectors.
Blank, F.	Wilno	" of Renfrew County and South Part of Nipissing District	1921, April 1	600 00	
Both, C.	Denbigh	" of Frontenac, Lennox and Addington	1905, Oct. 20	300 00	
Bresnahan, John	Hearst	Part District of Cochrane	1924, April 28	1,200 00	
Cameron, Wm.	Stratton Station	" " Rainy River	1911, May 8	500 00	
Campbell, I. M.	Parry Sound	" " Parry Sound	1914, Nov. 15	650 00	
Clark, John	Englehart	" " Temiskaming	1929, Mar. 14	900 00	
Dempsey, S. J.	Cochrane	" " Cochrane	1911, Feb. 1	1,100 00	Superannuated as from June 1, 1931.
Ellis, H. J.	Powassan	" " Parry Sound	1909, May 20	500 00	Agency closed June 30, 1931
Fink, J. Arthur	Mattawa	" " Nipissing	1925, Mar. 18	500 00	
Fleming, A. W.	Minden	Haliburton County	1928, May 14	350 00	Died on March 31, 1931.
Freeborn, J. S.	Magnetawan	District of Parry Sound	1905, Nov. 10	500 00	
Freeland, A. W.	Emsdale	" " "	1927, Nov. 1	500 00	Agency closed June 30, 1931
Fuller, David	Bancroft	" Hastings County	1926, Mar. 20	500 00	
Gerhart, Wm. G.	Bracebridge	Muskoka District	1924, Oct. 14	For salary see Homestead Inspectors.
Gibson, J. E.	Dryden	Part District of Kenora	1914, Dec. 5	1,400 00	
Grigg, Albert	Bruce Mines	" " Algoma	1925, Sept. 1	1,000 00	
Hales, W.	Apsley	County of Peterborough	1911, July 17	250 00	Died on January 25, 1931.
Hough, John A.	Matheson	District of Cochrane	1926, April 20	1,400 00	
MacCrea, J. R.	New Liskeard	District of Temiskaming	1924, Nov. 15	1,400 00	
MacLennan, J. K.	Sudbury	" " Sudbury	1905, July 3	700 00	
MacPhie, W. F.	North Bay	" " Nipissing and Parry Sound	1929, Oct. 1	1,125 00	
Marchildon, J. P.	Sturgeon Falls	" " Nipissing and Part Sudbury	1923, April 27	1.60	per day

Millichamp, Thos.	Markstay	"	"	" Nipissing and Sudbury	1928, Nov. 1	700 00	For salary see Crown Timber Agents and Mining Recorders.
Smith, J. D. C.	Kenora	"	"	" Kenora	1921, May 9	
Sheppard, H. E.	Kapuskasing	"	"	" Cochrane	1909, Feb. 13	For salary see Homestead Inspectors. Died on January 19, 1931.
Teasdale, R. A.	Massey	"	"	" Sudbury	1917, July 1	600 00	
Trainer, W. J.	Hilton Beach	St. Joseph Island			1925, Sept. 12	300 00	
Watt, F.	Pembroke	Part Renfrew County			1923, Sept. 11	300 00	
Wilson, A. N.	Kinmount	County of Peterborough and Haliburton			1915, May 6	175 00	
Wilson, S. H.	Port Arthur	District of Thunder Bay			1921, Nov. 26	1,400 00	
<i>Homestead Inspectors</i>							
Barnes, E. H.	Sault Ste. Marie	Part Algoma District			1929, June 20	1,125 00	Also Crown Lands Agent.
Barr, J. C.	Fort Frances	District of Rainy River			1906, Dec. 1	1,900 00	
Bastien, J. A.	Chelmsford	West Part of Sudbury District			1913, May 12	1,400 00	
Cragg, W. V.	New Liskeard	South Part of Temiskaming District			1913, April 1	1,900 00	
Gerhart, Wm. G.	Bracebridge	Muskoka District			1924, Oct. 14	1,400 00	Also Crown Lands Agent. For salary see Crown Lands Agents.
Grigg, Albert	Bruce Mines	Part District of Algoma			1925, Sept. 1	
Hough, Wm.	Englehart	Centre Part of Temiskaming District			1926, Jan. 18	1,400 00	Superannuated as from June 1, 1931.
Hughes, T.	Murillo	Thunder Bay District			1908, July 29	1,400 00	
Jervis, H. F.	Callander	District of Parry Sound			1920, June 10	1,900 00	Superannuated as from June 1, 1931.
Owens, H. B.	Cache Bay	East Part Sudbury and West Part Nipissing Districts			1918, July 1	1,400 00	
Sheppard, H. E.	Kapuskasing	Part District of Cochrane			1909, Feb. 13	1,900 00	Also Crown Lands Agent.
Smith, D.	Cochrane	" Cochrane District			1912, April 24	1,900 00	
Torrise, L.	Kakabeka Falls	Thunder Bay District			1931, July 1	1,200 00	
Van Horn, L. E.	Monteith	Part Cochrane District			1920, Jan. 27	1,900 00	
Wigle, R. G.	Dryden	Kenora District			1914, June 1	1,900 00	
<i>Timber Agents</i>							
Alexander, J. A.	Fort Frances	Fort Frances District			1921, May 26	2,500 00	Also Crown Lands Agent. and Mining Recorder.
Duval, C. A.	Timmins	Part of the District of Cochrane			1925, May 1	2,500 00	
Fletcher, N. B.	Parry Sound	Part Parry Sound and Muskoka Districts			1923, Dec. 1	2,000 00	Superannuated as from June 1, 1931.
Huckson, A. H.	Sault Ste. Marie	" District of Algoma			1914, April 1	2,500 00	
Larose, S. C.	Ottawa	" Ottawa District			1890, May 8	1,800 00	
MacDonald, S. C.	New Liskeard	" Temiskaming District			1907, Jan. 1	2,500 00	Superannuated as from June 1, 1931.
McCaw, J. G.	Sudbury	" District of Sudbury			1909, Oct. 1	2,500 00	

Appendix No. 2—Continued

List of Agents for the year ending October 31st, 1931

Name	Post Office Address	District or County	Date of Appointment	Salary per Annum	Remarks
McDougall, J. T.	North Bay	Nipissing and Part Sudbury Districts	1908, July 1	\$2,500 00	
Milway, Jos. H.	Port Arthur	Part Thunder Bay District	1910, Oct. 1	2,500 00	
Smith, J. D. C.	Kenora	Kenora District	1921, May 9	2,500 00	Also Acting Crown Lands Agent and Mining Recorder.
Stevenson, A.	Peterborough	Belleville District	1905, Oct. 4	2,000 00	
Vincent, H. T.	Cochrane	Part of the District of Cochrane	1917, Nov. 1	2,200 00	
Whelan, P. J.	Renfrew	Renfrew Agency	1908, Feb. 4	2,500 00	
Hartt, J. I.	Orillia	Inspector of Crown Timber Agencies and Supervisor of Operations in connection with Timber Administration	1923, Sept. 5	4,600 00	
Hawkins, S. J.	Toronto	Relieving Crown Timber Agent	1905, Aug. 16	2,500 00	

Appendix No. 3

Statement of Lands Sold and Leased. Amount of Sales and Leases, and Amount of Collections for the year ending October 31st, 1931

Service	Acres sold and Leased	Amount of Sales and Leases	Collections on all Sales, Leases, Land Taxes, etc.
<i>Lands Sold:</i>		\$ c.	\$ c.
Agricultural and Townsites, etc.	92,277.88	82,886.99	159,080.29
Clergy Lands.....			1,494.03
Common School Lands.....	248.50	715.14	6,261.18
University Lands.....	641.50	300.76	277.35
Grammar School Lands.....	100.00	100.00	297.87
<i>Lands Leased:</i>			
Crown.....	20,027.30	15,203.29	285,126.61
Provincial Land Tax.....			131,851.20
	113,295.18	99,206.18	584,388.53

Appendix No. 4

Statement of the Revenue of the Department of Lands and Forests for the year ending
October 31st, 1931

Service	\$	c.	\$	c.	\$	c.
LANDS COLLECTIONS						
<i>Crown Lands:</i>						
Agricultural.....	81,379	01				
Townsites, etc.....	77,701	28				
			159,080	29		
Clergy Lands	1,494	03				
Common School Lands.....	6,261	18				
University Lands.....	277	35				
Grammar School Lands.....	297	87				
			8,330	43		
					167,410	72
<i>Rent:</i>						
Crown Leases and Licenses of Occupation			264,957	40		
Algonquin Provincial Park.....			5,024	83		
Rondeau Provincial Park.....			9,935	43		
Bruce Beach.....			1,574	20		
Jordan Harbour.....				66	00	
Temagami Islands.....			3,568	75		
Provincial Land Tax.....			131,851	20		
					416,977	81
<i>Woods and Forests:</i>						
Bonus.....			1,296,936	29		
Timber Dues.....			1,352,080	92		
Ground Rent.....			85,325	15		
Fire Protection.....			304,843	76		
Transter Fees.....			1,380	10		
Mill License Fees.....				561	20	
					3,041,127	42
<i>Parks:</i>						
Algonquin Provincial Park.....			11,187	48		
Quetico Provincial Park.....			6,826	81		
Rondeau Provincial Park.....			4,611	02		
					22,625	31
Casual Fees.....			456	00		
Surveys: Maps, Office Fees, etc.....			3,298	39		
Sand and Gravel.....			2,873	50		
					6,627	89
<i>Refunds:</i>						
Agents' Salaries.....			50	00		
Clearing Townsites, etc.....			11	92		
Contingencies.....			9	00		
Fire Ranging.....			9,988	17		
Forest Ranging.....			15	04		
Forestry Act.....			65	14		
Lac Seul Storage Dam.....			23,393	08		
Reforestation.....			8,463	88		
					41,996	23
					3,696,765	38
Less Fire Protection Tax transferred and credited against Expenditures under Fire Ranging.....					304,843	76
					3,391,921	62

*Appendix No. 5*Statement of Revenue Refunds of the Department of Lands and Forests
for the year ending October 31st, 1931

Service	\$	c.
Algonquin Provincial Park—Rent	45	00
Algonquin Provincial Park—Miscellaneous	18	00
Bruce Beach—Rent	12	00
Casual Fees	1	00
Crown Rent	97	82
Crown Lands Sales	3,354	39
Fire Ranging	9	53
Mill License Fees	16	00
Provincial Land Taxes	248	35
Rondeau Provincial Park—Rent	25	00
Rondeau Provincial Park—Miscellaneous	42	98
Timber Dues	1,569	83
Transfer Fees	40	00
	5,479	90

Appendix No. 6

Statement of Receipts of the Department of Lands and Forests for the year ending
October 31st, 1931, which are considered as Special Funds

Service	\$ c.	\$ c.
<i>Clergy Lands:</i>		
Principal	878 50	
Interest	615 53	
		1,494 03
<i>Grammar School Lands:</i>		
Principal	186 17	
Interest	111 70	
		297 87
<i>Common School Lands:</i>		
Principal	3,826 84	
Interest	2,434 34	
		6,261 18
<i>University Lands:</i>		
Principal	193 25	
Interest	84 10	
		277 35
		8,330 43

Appendix No. 7

Statement of Disbursements of the Department of Lands and Forests for the year ending October 31st, 1931

Service	\$	c.
MAIN OFFICE AND BRANCHES:		
Salaries—Lands.....	129,638	44
Salaries—Forestry.....	42,875	00
Salaries—Surveys.....	34,297	94
AGENTS' SALARIES AND DISBURSEMENTS.....	102,649	26
ALGONQUIN PROVINCIAL PARK.....	60,035	28
ALLOWANCE TO SCHOOL SECTION—SOUTH WALSINGHAM.....	150	00
ALLOWANCE TO SCHOOL SECTION—TOWNSHIP OF VESPRE.....	250	00
ALLOWANCE TO SCHOOL SECTION—TOWNSHIP OF CLARKE.....	150	00
ALLOWANCE TO SCHOOL SECTION—TOWNSHIP OF CHARLOTTEVILLE.....	150	00
ADVERTISING.....	2,651	31
BOARD OF SURVEYORS.....	200	00
CONTINGENCIES—LANDS.....	26,472	32
CONTINGENCIES—FORESTRY.....	9,275	39
CONTINGENCIES—SURVEYS.....	10,071	50
CLEARING TOWNSITES AND REMOVING FIRE HAZARDS.....	91,950	87
CREATION AND EXTENSION OF PARKS.....	35	64
DISPLAY AT TORONTO EXHIBITION.....	1,331	60
DISPLAY AT EXHIBITIONS AND FALL FAIRS.....	998	49
EXPENDITURES UNDER FORESTRY ACT.....	34,759	81
FIRE RANGING.....	1,784,307	67
FOREST RANGING AND MEASUREMENT OF TIMBER.....	291,008	88
FOREST RESERVES.....	6,187	98
FOREST RESEARCH.....	13,168	48
FOREST INSECT CONTROL.....	4,845	80
GRANT—CANADIAN FORESTRY ASSOCIATION.....	1,000	00
INSURANCE.....	7,081	82
LEGAL FEES AND EXPENSES.....	129	35
MOVING EXPENSES OF OFFICIALS.....	220	40
OTTAWA AGENCY.....	1,689	41
QUETICO PROVINCIAL PARK.....	22,109	02
REFORESTATION.....	391,984	31
RONDEAU PROVINCIAL PARK.....	26,244	66
SALARIES, EXPENSES, &C., RE INSPECTION OF DAMS, &C.....	144	90
SURVEYS.....	125,000	00
VETERANS' COMMUTATION.....	50	00
STATUTORY:		
Minister's Salary.....	10,000	00
Salaries not otherwise provided for.....	1,362	50
Refunds.....	1,009	44
SPECIAL WARRANTS:		
To PAY WAGES, ETC., Re Matininda Forest Products, Limited.....	1,831	82
	3,237,319	29

Appendix

Statement of Timber and Amounts accrued from Timber Dues, Ground

PROVINCE OF ONTARIO	Area covered by timber licenses	Saw Logs						Boom	
		Red and White Pine		Jack Pine		Other		Red and White Pine	
	Square Miles	Pieces	Feet	Pieces	Feet	Pieces	Feet	Pieces	Feet
		19,350	2,455,461	108,415,565	1,723,310	25,791,333	958,305	28,070,995	42,051

STATEMENT OF

PROVINCE OF ONTARIO	Posts	Tele- graph Poles	Pulp- wood	Railway Ties	Lagging	Car Stakes	Shingle Bolts
	Pieces	Pieces	Cords	Pieces	Cords	Pieces	Cords
	53,071	79,323	265,586	667,813	86	7,653	4

Total amount received from all Forest sources, \$3,042,753.25. See Appendix No. 9.

No. 8

Rent, Fire Protection and Bonus, etc., during the year ending 31st October, 1931

and Dimension Timber				Piling		Cordwood		Tan- bark	Box- wood
Jack Pine		Other		Lineal	Board Measure	Hard	Soft		
Pieces	Feet	Pieces	Feet	Feet	Feet	Cords	Cords	Cords	Cords
28,123	1,906,074	25,542	2,150,318	315,209	136,501	16,928	42,114	62	6,320

TIMBER—Concluded

Amounts Accrued

Timber Dues	Bonus	Trespass	Interest on Dues and Bonus	Ground Rent	Transfer Fees	Fire Tax	Mill License Fees	Annual Bonus	Total Accruals
\$ c.	\$ c.	\$ c.	\$ c.	\$ c.	\$ c.	\$ c.	\$ c.	\$ c.	\$ c.
854,402 00	1,149,352 67	15,868 88	36,949 68	97,280 62	1,420 10	329,812 61	567 20	6,680 00	2,492,333 76

Appendix No. 9

Statement of Timber Revenue, Year 1930-31

Timber Dues.....	\$1,270,909 01	
Interest on Timber Dues.....	31,166 74	
Timber Sale Deposits.....	51,575 00	
		\$1,353,650 75
Bonus.....		1,296,936 29
Fire Protection.....	\$303,856 05	
Interest on Fire Protection.....	987 71	
		304,843 76
Ground Rent.....	\$84,453 72	
Interest on Ground Rent.....	881 43	
		85,335 15
Transfer Fees.....		1,420 10
Mill License Fees.....		567 20
		\$3,042,753 25
Less Refund Account Timber Dues.....	\$1,569 83	
“ “ “ Mill Fees.....	16 00	
“ “ “ Transfer Fees.....	40 00	
		1,625 83
		<u>\$3,041,127 42</u>

Statement of Timber Revenue, Year 1930-31

Timber Dues.....	\$1,353,650 75
Bonus.....	1,296,936 29
Fire Protection.....	304,843 76
Ground Rent.....	85,335 15
Transfer Fees.....	1,420 10
Mill License Fees.....	567 20
	<u>\$3,042,753 25</u>

Appendix No. 10

ACREAGE UNDER LICENSE

The area covered by timber licenses where the holder pays regulation ground rent and fire tax charges, at the end of the license season, April 30th, 1931, was 19,350 square miles.

The number of Crown Timber Licenses issued for the license season of 1930-31 (1st of May, 1930 to April 30th, 1931) was 954.

Appendix No. 11
Timber areas disposed of from November 1st, 1930, to October 31st, 1931

Date Offered	Date Sold	Locality	Area sq. miles	No. of Tenders	To Whom Sold	Prices Paid			Proposition	File
						Kind of Timber	Bid	Upset		
1930 Oct. 3	Nov. 3	Canisbay Township, District of Nipissing	64	1	J. S. L. McRae, Airy, Ont.	Birch..... Maple, Ash..... Elm and Basswood.....	\$4 25 3 50	\$2 50 2 50	Hardwood Logging	79218
Oct. 22	Nov. 4	Mining Claims L. 22537, L. 22538 and L. 22539 McGarry Township, District of Timiskaming	¼	1	Edlund & Bowie, Cheminis, Ont.	Spruce Pulpwood..... Poplar Pulpwood..... Jackpine Pulpwood..... Birch Fuelwood.....	60 35 60 50	1 40 40 40 50	Pulpwood	39358
Oct. 23	Nov. 24	Leo Township, District of Timiskaming	25	2	P. J. Grant, New Liskeard, Ont.	Red and White Pine.....	\$3 15	7 00	Pine	86197
Oct. 23	Nov. 24	Speight Township, District of Timiskaming	36	2	National Lumber Co., Ltd., Toronto, Ont.	Red and White Pine.....	1 85	7 00	Pine	87837
Nov. 7	Nov. 24	Evelyn Township, Part District of Cochrane	14½	1	Nick Blahey, Timminis, Ont.	Red and White Pine..... Jackpine..... Spruce, Large..... Spruce, Pulpwood..... Balsam, Pulpwood..... Fuelwood, Hard..... Fuelwood, Soft..... Cedar Poles..... 30 Feet and Less..... 31 to 40 Feet..... 41 to 50 Feet..... 51 and Over.....	1 50 1 00 1 75 .10 .80 .10 .10	2 50 2 00 2 00 1 40 70 50 25 25 50 75 1 00	General Logging	72758

Appendix No. II - Continued
 Timber areas disposed of from November 1st, 1930, to October 31st, 1931

Date Offered	Date Sold	Locality	Area sq. miles	No. of Tenders	To Whom Sold	Prices Paid			Proposition	File	
						Kind of Timber	Bid	Upset			Dues
1930 Nov. 6	1930 Nov. 26	E. 1/2 and S.W. 1/4, Musgrove Township, District of Timiskaming	15	2	Hawk Lake Lumber Co., Ltd., Cochrane, Ont.	Jackpine, Red and White Pine, Spruce, Large, Spruce, Pulpwood	\$ 50	\$3 50 6 00 4 50 50	2 50 2 50 2 00 1 40	Mixed	46076
Nov. 26	Dec. 8	Oto Township, Mining Claims L. 8496-7-8, District of Timiskaming	1/4	1	Walter Little, Ltd., Kirkland Lake.	Red and White Pine, Jack pine, Spruce Pulp, Fuelwood, Cedar Poles, 30 Feet and Less, 31 to 40 Feet, 41 to 50 Feet, 51 and Over, Birch Fuelwood	2 50 1 00 15 10 25 25 25 25 10	7 50 3 00 20 10 25 50 75 1 00 50	2 50 2 50 1 40 25	Mixed	34019
Dec. 22	Jan. 2	Lots 5 and 6, Range 3 and 4, Drayton Reserve, District of Kenora	1/4	1	Geo. E. Farlinger, Sioux Lookout	Burnt Red and White Pine	25	1 00	2 50	Salvage	1423A
Dec. 19	Jan. 5	Mining Claims L. 23066, Bernhard Township, District of Timiskaming	1/4	1	N. A. Assad, Kirkland Lake	Spruce Pulp		60	1 40	Pulpwood	5484A
Dec. 20	Jan. 5	Lot 13, Concession 2, Bethme Township, District of Parry Sound	1/2	1	Muskoka Wood Mfg. Co., Ltd., Huntsville, Ont.	Hardwood, Spruce and Balsam, Hemlock, Fuelwood, Soft, Fuelwood, Hard	1 00	2 50 2 00 1 50 25 25	2 50 2 00 1 50 25 25	Mixed	8793

Dec. 12	Jan. 5	Lots 1 to 5, Concessions 7-8, Williamson Township, District of Cochrane	1½	1	Hawk Lake Lumber Co., Ltd., Cochrane, Ont.	Spruce Logs..... Spruce Pulp..... Balsam Pulp..... Fire Killed Spruce and Balsam Pulp.....	30 06 06 06	4 00 50 1 20	2 00 1 40 70 1 00	Pulpwood	61075
Dec. 19	Jan. 8	Benoit Township, N. ½ Lot 10, Con. 5; N. ½ Lot 11, Con. 6, District of Timiskaming	½	1	Harry Grant, Englehart, Ont.	Jackpine Ties.....	08	10	Ties	39434
Dec. 18	Jan. 12	Island R.K. 408 and R.K. 509, Minnitaki Lake, District of Kenora	¼	2	Kenora Tie Co., Port Arthur	Red and White Pine....	6 50	7 50	2 50	Pine	398 65
Dec. 23	Jan. 15	Areas S. of Nivens Lake and E. of Banning Station on C.N.R. District of Rainy River	1½	1	Shaw & Corneille, Fort Frances	Cedar Poles 30 Feet and Less..... 31 to 40 Feet..... 41 to 50 Feet..... 51 Feet and Over..... Cedar Posts..... Cedar Ties..... 25 50	10 15 20 25	25 50 75 1 00 02 08	Cedar	88270
Jan. 6	Jan. 16	Hay Island, Lake of the Woods, District of Kenora	1¼	1	Jos. Gauthier, Kenora, Ont.	Cedar Poles 30 Feet and Less..... 31 Feet to 40 Feet..... 41 Feet to 50 Feet..... 51 Feet and Over..... Spruce Booms.....	05 10 10 25	05 10 15 25 2 50	25 50 75 1 00 2 50	Polos	1956C
Jan. 19	Jan. 26	Evelyn Township, Lot 3, Con. 4, District of Cochrane	¼	2	Nick Blahay, Timmins	Spruce, Large..... Spruce Pulp..... Balsam Pulp..... Fuelwood, Hard..... Fuelwood, Soft..... Cedar Poles..... 30 Feet and Less..... 31 Feet to 40 Feet..... 41 Feet to 50 Feet..... 51 Feet and Over.....	4 00 75 80	1 75 10 10 10 10	2 00 1 40 70 50 25	Mixed	72758

Appendix No. 11

Timber areas disposed of from November 1st, 1930, to October 31st, 1931

Date Offered	Date Sold	Locality	Area sq. miles	No. of Tenders	To Whom Sold	Prices Paid			Proposition	File
						Kind of Timber	Bid	Upset Dues		
1931 Jan. 19	Feb. 3	Lundy Township, S. ½ 3, Con. 4, District of Timiskaming	¼	1	Brisco Bros., New Liskeard	White Pine..... Jackpine..... Spruce.....	\$3 00 2 00 1 50	\$2 50 2 50 2 00	Logging	16080 Vol. 2
Jan. 29	Feb. 16	Scoble Township, Lots 7 and 8, Con. 6, District of Thunder Bay	½	1	G. Alf. Cooper, Fort William	Jackpine Poles— 30 Feet and Less..... 31 Feet to 40 Feet..... 41 Feet to 50 Feet..... 51 Feet and Over..... Spruce Pulp..... Balsam Pulp.....	10 15 30 25 10 10	25 50 75 1 00 1 40 70	Mixed	11227
Jan. 30	Feb. 16	Five Parcels, vicinity Glenorchy Station, District of Rainy River	2½	1	B. V. Holmes, Fort Frances	Jackpine Ties.....	07	10	Ties	18648 Vol. 2
Jan. 30	Feb. 16	Area lying between C.N.R. and Little Turtle River, District of Rainy River	½	1	Shaw Timber Co., Fort Frances	Jackpine Ties.....	07	10	Ties	18642 Vol. 2
Jan. 30	Feb. 16	Area east of G.T.P., Block 8, District of Kenora	4	1	O. R. Greer, Fort William	Jackpine Timber.....	1 10	2 50	Jackpine Logging	39865

Jan. 30	Feb. 18	Area south of Osawin Station, District of Thunder Bay	4	1	Donald A. Clark, Port Arthur	Jackpine..... Spruce, Large..... Spruce Pulpwood..... Balsam Pulpwood.....	05 05 05 1 20	9 00 6 00 2 00 50 1 40 70	2 50 2 00 1 40 70	Mixed	42245
Mar. 2	Mar. 10	Block 53, Gillies Limit and Lot 1, Con. 3, Lorrain, District of Timiskaming.....	1 1/4	2	Northern Tele- phone Co., Ltd., New Liskeard	Cedar Poles— 30 Feet and Less..... 31 Feet to 40 Feet..... 41 Feet to 50 Feet..... 51 Feet and Over.....	15 25 25 25	10 15 15 15	25 50 75 1 00	Poles	2772
Mar. 3	Mar. 13	Timber Berth, J.A. 27, District of Rainy River	1	1	J. J. Moore, Fort Frances	Cedar Poles— 30 Feet and Less..... 31 Feet to 40 Feet..... 41 Feet to 50 Feet..... 51 Feet and Over.....	05 05 10 20 25	05 10 20 50	25 50 75 1 00	Poles	63390
Feb. 27	Mar. 16	Evelyn Township, Lots 9, S. 1/2 10, S. 1/2 11, Con. 5, District of Cochrane	1	2	Nick Blahey, Tim- mins	Red and White Pine..... Spruce, Large..... Spruce Pulp..... Balsam Pulp..... Cedar Poles 30 Feet and Less..... 31 Feet to 40 Feet..... 41 Feet to 50 Feet..... 51 Feet and Over.....	1 00 1 25 25 80 25 25 75 75 1 00	1 50 1 75 10 80	2 50 2 00 1 40 70 25 50 75 1 00	Mixed	72758
June 16	July 8	Mulock & Lockhart Township, Pt., District of Nipissing	8 1/2	1	Win. Holden Lum- ber Co., Mulock	Birch..... Spruce..... Hemlock.....	2 50 3 00 2 00	2 50 3 00 2 00	2 50 2 00 1 50	Mixed	36985
July 8	July 27	Turtle Island, District of Thun- der Bay.....	3	1	Molinski Bros., Rosport, Ont.	Spruce..... Balsam.....	15 10	5 00 4 00	2 00 2 00	Boxwood	90194

Appendix No. 11
Timber areas disposed of from November 1st, 1930, to October 31st, 1931

Date Offered	Date Sold	Locality	Area sq. miles	No. of Tenders	To Whom Sold	Prices Paid			Proposition	File
						Kind of Timber	Bid	Upset		
1931 Sept. 16 Oct.	1931 1 Oct.	Mining Location 1-73 Z, T.B. 9486-7-8 and Area N. of District of Thunder Bay	1½	2	Le Grow Timber Co., Ltd., Port Arthur	Mixed Pine..... Pines..... Poles— 30 Feet and Less..... 31 Feet to 40 Feet..... 41 Feet to 50 Feet..... 51 Feet and Over.....	\$1 50 03 25 25 35 50	\$6 50 10 25 50 75 1 00	Mixed	90438
Sept. 25 Oct.	12 Oct.	Mining Claims L. 20395, L. 20396, L. 20397, Grenfell Township, District of Timiskaming	¼	1	J. T. Goldthorpe, Goldthorpe, Ont.	Jackpine..... Spruce Pulpwood..... Poplar Pulpwood..... Fuelwood, Hard..... Fuelwood, Soft.....	4 50 10 45 50 25	2 50 1 40 40 50 25	Mixed	1443A Vol. 2
Sept. 4 Oct.	6 Oct.	Biggar Township, Parcel 1, Paxton Township, Parcels 2-3-4, District of Nipissing	76½	1	Standard Chemical Co., Ltd., Toronto, Ont.	Birch and Maple— Parcels 1, 2, 4..... Birch and Maple Parcel 3..... Pine—Parcels 1, 2 & 3..... Hemlock—All Parcels..... Spruce—All Parcels..... Spruce Pulpwood..... —All Parcels..... Balsam Pulpwood—All Parcels..... Other Pulpwood—All Parcels..... Fuelwood, Hard and Soft —All Parcels.....	3 00 5 50	2 50 2 50 1 50 2 00 1 40 70 40 25	Mixed	53691

Appendix No. 12

Statement showing the number of Locatees and of acres located; of purchasers and of acres sold; of lots resumed for non-performance of settlement duties, and of patents issued in Free Grant Townships during the year ending 31st October, 1931.

Township	District or County	Agent	No. persons located	No. of acres located	No. of purchasers	No. of acres sold	No. persons cancelled	No. of acres resumed	No. patents issued	No. of acres patented
Baxter	Muskoka	W. G. Gerhart,	1	4					1	4
Draper	"	Bracebridge							1	193.35
Freeman	"	"	3	247			5	457		
Macaulay	"	"	1	96			1	96		
Medora	"	"					2	183		
Morrison	"	"	1	95			2	205	1	200
Muskoka	"	"	1	100			3	231	1	155
Oakley	"	"	3	299			2	196	1	200
Carling	Parry Sound	Miss I. M. Campbell, Parry Sound	3	245			3	297	4	563
Christie	"	"					4	357	1	185.43
Conger	"	"					1	94		
Ferguson	"	"					1	100		
Foley	"	"					1	75		
Hagerman	"	"					1	103		
Henvey	"	"	2	107					2	217
Humphrey	"	"							1	190
McDougall	"	"							1	100
McKenzie	"	"	1	98			1	98		
Chapman	"	J. S. Freeborn,	2	200		18	2	200	1	409
Croft	"	Magnetawan.	1	100			1	100		
Gurd	"	"					1	100	1	196.92
Lount	"	"							2	300
Machar	"	"				2			1	202
Mills	"	"							1	154
Pringle	"	"	1	100					1	100
Ryerson	"	"							1	100
Fraser	Renfrew	Finlay Watt,							1	100
Head	"	Lembroke	2	196			1	96		
Maria	"	"					3	361		
Rolph	"	"					1	160		
Wilberforce	"	"					1	27.75		
Wylie	"	"			1	100			1	100
Algona South	"	Frank Blank							1	200
Brougham	"	Wilno	1	100			4	325	1	200
Brudenell	"	"	6	615		3	6	600	5	796
Grattan	"	"							1	98.27
Griffith	"	"			2	200			2	300
Hagarty	"	"				2			5	520
Jones	"	"	3	286			11	1,121	2	142.50
Lyndoch	"	"	2	101		1	7	601	3	290
Mattawatchan	"	"					2	200		
Radcliffe	"	"	3	314			4	389	1	100
Raglan	"	"							3	272
Richards	"	"	3	250	1	50	1	85	1	100
Sebastopol	"	"					1	57	1	73
Sherwood	"	"	6	464.50		37	6	447	2	382.97
Lyell	Nipissing	W. F. MacPhie,	4	378			4	383	1	150
North Bay	"	North Bay	2	166.08	1	82.08			1	100
Boulter	"	"					3	303		
Chisholm	"	"	2	200			1	100	2	183
Ferris	"	"	2	166			4	352	1	72
Calvin	"	J. A. Fink,							1	99
Mattawa	"	Mattawa							3	377.22
Mattawan	"	"	1	186			2	287		
Papineau	"	"	3	300			2	200		

Appendix 12—Continued

Township	District or County	Agent	No. persons located	No. of acres located	No. of purchasers	No. of acres sold	No. persons cancelled	No. of acres resumed	No. patents issued	No. of acres patented
Caldwell	Nipissing	J.P. Marchildon	1	160			1	160	1	160
Grant	"	Sturgeon Falls	6	951		5	5	803.50	1	160
Macpherson	"	"				26	1	160.50	1	186
Springer	"	"	1	160			2	320		
Cosby	Sudbury	"				50				
Kirkpatrick	Nipissing	T.A. Millichamp	2	317.50	1	156				
Appleby	Sudbury	Markstay	7	1,123.50		2.50	5	801		
Casimir	"	"					2	298		
Dunnet	"	"	1	160			1	160		
Hagar	"	"	17	2,553.50			11	1,678.50	2	239
Jennings	"	"	2	324.50						
Ratter	"	"	11	1,789.50			7	1,145.50	2	304.50
Baldwin	"	Ed. Arthurs,				4				
Merritt	"	Espanola	1	153					1	133
Broder	"	J.K. Maclellan,	2	244			2	241	1	76.75
Capreol	"	Sudbury	1	160			1	160		
Dill	"	"	23	3,232.25		6	2	240	4	600
Garson	"	"	1	160		5.50	1	160	2	226.50
Lumsden	"	"	1	79.75						
Morgan	"	"							1	74.75
Rayside	"	"							1	140.50
Bangor	Hastings	David Fuller,					1	100		
Carlow	"	Bancroft	2	197			2	200		
Dungannon	"	"	1	110			1	110	1	100
Herschel	"	"	3	224			1	99	3	217
Limerick	"	"	1	97			1	89	2	289
Mayo	"	"	1	50		9			3	506
Monteagle	"	"	1	101			1	101	3	225.95
McClure	"	"	2	201			1	100	1	198
Wicklow	"	"	1	50			3	272		
Wollaston	"	"							2	200
Aberdeen	Algoma	Albert Grigg,					1	199.50		
Lefroy	"	Bruce Mines							2	239.50
Jocelyn	"	W. G. Trainor,	3	282			3	281	2	309
		Hilton Beach								
Blake	Thunder Bay	S. H. Wilson,	9	1,172			6	880	1	160
Conmee	"	Port Arthur	2	240		20.50			8	995
Crooks	"	"	5	645			6	860	1	190
Dawson Rd.	"	"	4	482			4	482	1	187.27
Dorion	"	"	6	941					4	639
Gillies	"	"	1	80						
Gorham	"	"	9	1,246.25		50	4	616	3	461
Lybster	"	"	1	80			2	160	1	160.28
Marks	"	"	1	157.50			2	242	1	138
McGregor	"	"	2	320			3	479		
Oliyer	"	"	1	158.50						
Paipoonge	"	"							2	173
Pardee	"	"	34	5,409			8	1,167.50	1	160
Pearson	"	"	10	1,591.50		33	7	1,035.75	5	757
Scoble	"	"	3	308			1	199	4	558
Stirling	"	"				50			2	319.50
Strange	"	"	2	302.50			1	143		
Ware	"	"	18	2,466.75		1.50	7	819.50	1	160.50
Blue	Rainy River	Wm. Cameron,	6	605.50	1	85	7	930.50	2	240
Curran	"	Stratton	3	486		2	1	164		
Dewart	"	"	5	716.50		2	11	1,542.75	1	162
Dilke	"	"							1	82
Mather	"	"	2	334		16	1	158	1	160
Morson	"	"	8	754			14	1,365.50		

Appendix No. 12—Continued

Township	District or County	Agent	No. persons located	No. of acres located	No. of purchasers	No. of acres sold	No. persons cancelled	No. of acres resumed	No. patents issued	No. of acres patented
McCrosson	Rainy River	Wm. Cameron,	3	259			3	434.38		
Nelles	"	Stratton	1	157					1	82
Pattulo	"	"	3	242			4	311		
Potts	"	"	3	481.50		2	3	481		
Pratt	"	"				10.25			1	160.50
Richardson	"	"	10	1,675.00	1	99.25	6	1,015		
Shenston	"	"	1	81						
Sifton	"	"	6	744			7	618.50		
Spohn	"	"	11	1,376.75		14	20	2,604.25		
Sutherland	"	"	3	493	1	154	9	1,046.25	1	159
Tait	"	"	4	385.50			5	466.50	1	72
Tovell	"	"	9	973.75	1	91	8	894.50	1	160
Burriss	"	J. A. Alexander,	1	119.25			1	119.25		
Carpenter	"	Fort Frances				2				
Dance	"	"	5	711.25			2	317		
Devlin	"	"	1	242						
Kingsford	"	"	4	651.50		19	4	665.50		
Lash	"	"							2	155.01
Miscampbell	"	"	1	159.50			2	319		
Woodyatt	"	"					1	69		
Aubrey	Kenora	J. E. Gibson,	2	296.50	1	82.75	1	160.50	8	1,005.00
Britton	"	Dryden	7	1,022.50		1	2	231.50		
Eton	"	"	4	510.50			3	449	6	855
Langton	"	"	1	160			1	79.25		
Melgund	"	"	7	1,107.50	1	79	3	480.50	5	478.50
Mutrie	"	"	1	156	1	81.75			4	512.50
Redvers	"	"	7	1,050			3	482.50		
Rowell	"	"	9	1,363.50			5	609.50		
Rugby	"	"	4	560.25			4	640.50	1	160
Sanford	"	"					1	79.50		
Southworth	"	"	9	889	1	40	3	408.50	2	313
Temple	"	"	3	387	1	76	2	236	2	156
Van Horne	"	"							1	118.25
Wabigoon	"	"	1	163			1	163	2	317
Wainwright	"	"	4	635.75			3	478.50	5	794.50
Zealand	"	"	15	1,712.14		2	11	1,170.04		
Melick	"	J. D. C. Smith,	10	1,289.22	2	282.97	1	145	3	422.50
Pellatt	"	Kenora	1	154.50			2	282.50		
Canonto, N.	Frontenac	Chas. Both,							1	147
Clarendon	"	Denbigh							1	58.50
Palmerston	"	"					2	351		
Miller	"	"					3	300		
Abinger	Lennox and	"					1	49		
Denbigh	Addington	"	4	390			4	390		
Galway	Peterboro	A. N. Wilson,	1	49			3	249	1	112
Cardiff	Haliburton	Kinmount					6	565		
Monmouth	"	"					4	386		
Airy	Nipissing	Unattached							1	100
Bethune	Parry Sound	"	1	77						
Burleigh S.	Peterboro	"	1	104					4	406
Chandos	"	"							1	96
Clara	Renfrew	"					2	218		
Hardy	Parry Sound	"							2	388
Himsworth N.	"	"	3	288		20	2	299	1	100
Himsworth S.	"	"	1	100			1	100	3	487.87
Joly	"	"							2	200
Lutterworth	Haliburton	"					1	50	1	266
Methuen	Peterboro	"					2	376	2	150
Murchison	Nipissing	"	1	100						

Appendix No. 12--Continued

Township	District or County	Agent	No. persons located	No. of acres located	No. of purchasers	No. of acres sold	No. persons cancelled	No. of acres resumed	No. patents issued	No. of acres patented
Nipissing.....	Parry Sound	Unattached ...	2	265.50	2	200
Patterson.....	"	"	2	400
Sabine.....	Nipissing...	"	2	191
Stanhope.....	Haliburton..	"	1	81
Total.....			450	58,460.44	18	1,937.05	392	47,282.17	205	27,310.29

Number of lots assigned, 155. Number of acres assigned, 20,621.48.

Appendix No. 13

Statement showing the number of purchasers and of acres sold; of lots resumed for non-performance of the settlement duties; and of patents issued in Townships other than Free Grant during the year ending October 31st, 1931.

Township	District or County	Agent	No. of purchasers	No. of acres sold	No. of lots cancelled	No. of acres resumed	No. of patents issued	No. of acres patented
Blount	Cochrane	II. T. Vincent,	21	1,680.50	10	893	1	137
Brower	"	Cochrane	24	1,882.50	16	2,294	4	603
Calder	"	"	36	3,032.50	28	2,560	8	1,178.92
Clute	"	"	27	2,046.00	26	3,029.50	3	452
Colquhoun	"	"	34	2,527.80	23	1,678.50		
Fauquier	"	"	11	819.50	6	675	12	1,681.93
Fournier	"	"	21	1,724.75	7	788.50	2	292
Fox	"	"	10	888	23	3,272.75	2	319.50
Glackmeyer	"	"	6	451	10	1,431.50	5	693.40
Haggart	"	"	2	289	1	150		
Kendrey	"	"					1	150
Kennedy	"	"	11	882	1	150	2	298
Lamarche	"	"	3	240.50	10	1,203	4	634.73
Leitch	"	"	32	2,373.50	20	2,087.50	2	295
Machin	"	"	12	958	8	975		
Newmarket	"	"	3	239.25	10	1,348.34		
Pyne	"	"	26	2,111.50	9	1,369	1	160
Shackleton	"	"	15	1,137	8	1,056	6	811
Barker	"	John Bresnahan,	8	598	4	300		
Casgrain	"	Hearst	7	518	2	149	2	297
Devitt	"	"	51	3,917.25	14	1,718.53	6	896.91
Eilber	"	"	59	4,417	8	825	2	257.64
Hanlan	"	"	28	2,313	2	227	4	597
Kendall	"	"	30	2,274	9	776	11	1,371
Lowther	"	"	40	3,061	12	1,219.50	3	443
McGowan	"	"	7	556.50	4	299.50		
Idington	"	H. E. Sheppard,						
		Kapuskasing	42	3,973.50	22	2,159	1	83
McCrea	"	"	54	4,130.75	26	2,334		
Nansen	"	"	21	1,591.50	10	975.50	4	574.84
O'Brien	"	"	7	625	6	570	6	593
Owens	"	"	29	3,009	21	2,092	1	99
Williamson	"	"	19	1,856.50	20	1,876	1	86
Beatty	"	J. A. Hough,						
		Matheson					2	321
Bond	"	"	2	160.75	1	151.50		
Bowman	"	"	5	471.75	4	469.50	1	154.50
Calvert	"	"	4	322	6	782	4	278.75
Carr	"	"	1	159	6	736.48	1	162
Clergue	"	"	1	161	6	728.75	1	167
Currie	"	"	5	403	3	397	1	164.50
Dundonald	"	"	3	283.25	11	1,478.25		
Evelyn	"	"					1	145
German	"	"	7	500	5	700.25	1	136
Guibord	"	"	1	184.50			1	183.50
Hislop	"	"	2	153.50			3	550
Matheson	"	"	3	249.50	3	330.50	2	318
Mountjoy	"	"	6	477.50	2	231.50	4	524.40
McCart	"	"	7	623.50	2	321.50	1	149.50
Playfair	"	"			1	159.50	1	158
Shaw	"	"	6	499	1	188		
Stock	"	"					1	171
Taylor	"	"	4	299.75	3	469.50	3	393.75
Tisdale	"	"					1	159
Walker	"	"	1	158.50	1	150.50	3	454

Appendix No. 13—Continued

Township	District or County	Agent	No. of purchasers	No. of acres sold	No. of lots cancelled	No. of acres resumed	No. of patents issued	No. of acres patented
Benoit	Temiskaming	J. A. Hough,	9	806	9	801.25	1	158.50
Maisonville	"	Matheson	2		2	214		
Blain	"	John Clark,	2	159	1	80.50		
Burt	"	Englehart	5	368.50				
Catharine	"	"			1	160		
Chamberlain	"	"	5	470.75	4	464	6	955.50
Dack	"	"			1	157.50		
Eby	"	"	10	790.50	3	320	1	153.17
Evanturel	"	"			1	158.50	2	318
Gross	"	"			2	318		
Ingram	"	"			8	946		
Marquis	"	"	12	946.25	8	1,258.50		
Marter	"	"	2	160.25	1	80		
Otto	"	"	12	950.75	8	627	5	760.50
Pacaud	"	"	8	633.50	3	394	1	159.50
Pense	"	"			3	320		
Robillard	"	"	4	406	3	390.25		
Savard	"	"	6	478	3	399.25		
Sharpe	"	"	7	557.50	2	239.75		
Truax	"	"			6	947.50		
Auld	"	J. R. McCrea,			6	941		
Beauchamp	"	New Liskeard			2	318		
Brethour	"	"	1	160	3	389		
Bryce	"	"			1	60		
Bucke	"	"			1	138		
Cane	"	"	1	80	3	479.50		
Casey	"	"	3	238.50	2	319	2	258.50
Firstbrook	"	"			4	427.75		
Harley	"	"			1	80	1	125.13
Harris	"	"			1	77.50	2	239.10
Henwood	"	"	4	321.25	4	644.50	2	319.50
Hilliard	"	"			3	399.50	2	313.50
Hudson	"	"			4	642		
Lundy	"	"			2	327		
Tudhope	"	"			8	1,154		
Lorrain	"	N. J. McAulay, Haileybury	1	40	3	394.50	2	314.16
Crerar	Nipissing	T. A. Millichamp, Markstay	1	164.44			1	164.44
Hugel	"	"	1	78.75				
Loudon	"	"	2	217				
Phelps	"	W. L. MacPhie, North Bay	4	640.50	4	640.50	1	123
Widdifield	"	"	3	362	2	240		
Bigwood	Sudbury	J. K. MacLennan, Sudbury	2	325.50			3	363.50
Delamere	"	"	10	1,590	1	151.50		
Dowling	"	"					1	148.14
McKim	"	"	1	52.95			1	52.95
Burwash	"	J. P. Marchildon, Sturgeon Falls	1	164				
Mason	"	"	1	159.50			1	159.50
Awrey	"	T. A. Millichamp, Markstay			1	160		
Henry	"	"	10	1,630.50	3	506.50		
Loughrin	"	"	7	1,116	2	316	1	160
Hallam	"	"	1	160	2	330.50		
Harrow	"	Massey					1	177
May	"	"	1	120				
McKinnon	"	"	1	79				
Salter	"	"	1	160			1	160

Appendix No. 13—Continued

Township	District or County	Agent	No. of purchasers	No. of acres sold	No. of lots cancelled	No. of acres resumed	No. of patents issued	No. of acres patented
Shakespeare	Sudbury	Massey					1	159.50
Victoria	"	"			2	305		
Shedden	Algoma	"					1	160
Bright	"	Albert Grigg,	1	154				
Cobden	"	Bruce Mines			1	160.50		
Gould	"	"	1	123				
Kirkwood	"	"					1	147
Patton	"	"					1	159
Striker	"	"					2	357
Tarbutt	"	"					1	68.38
Thompson	"	"	1	165			4	429
Aweres	"	E. H. Barnes, Sault Ste. Marie						
Devon	Thunder Bay	S. H. Wilson Port Arthur			3	466		
Forbes	"	"	1	100	1	66		
Fowler	"	"	13	2,068.50	4	636.50	1	159
Goldie	"	"					2	214
Jacques	"	"	5	713.25	1	160		
Lyon	"	"	1	88.00	5	736	1	138.5
McTavish	"	"	1		1	160	1	162.50
Nakina	"	"	8	1,115	4	615		
Sibley	"	"	3	144.70				
Upsala	"	"	7	959	5	791	1	158.50
Drayton	Kenora	J. D. C. Smith,	10	1,573	6	945	1	138.50
Jaffray	"	Kenora	2	168.80			2	179.5
Farrington	Rainy River	J. A. Alexander,						
Halkirk	"	Fort Frances			7	1,166		
Admaston	Renfrew	Unattached			1	165		
Anglesea	Lennox and Addington	"	4	400.00	4	350	12	1,290
Arran	Bruce	"					3	400
Artemesia	Grey	"			2	204	1	100.50
Arthur	Wellington	"					2	100
Badgerow	Nipissing	"	2	240.50			1	31
Bagot	Renfrew	"	2		2	320	3	470.19
Barrie	Frontenac	"	1	100	10	865	10	987.50
Bathurst	Lanark	"			2	178	5	425
Bedford	Frontenac	"			1	100	1	100
Belmont	Peterborough	"			1	180		
Bentinck	Grey	"	1	200				
Bliethfield	Renfrew	"			3	251	7	580
Bromley	Renfrew	"			4	296.25	1	100
Bruce	Bruce	"	1	30	1	30	2	120
Bruce Lake	"	"	2	190	1	50	13	972
Range	Bruce	"						
Carden	Victoria	"			3	248		
Coleman	Temiskaming	"	3	256.50	1	100	6	560.75
Culross	Bruce	"	2	36			1	18
Dalhousie	Lanark	"					1	127
Dalton	Victoria	"	1	100	3	273	3	300
Darling	Lanark	"	2	144	7	506.50	4	344
Denison	Sudbury	"	2	5.21	5	425	4	394.81
Derby	Sudbury	"	2	121.88				
Digby	Grey	"					1	100
Drury	Victoria	"			8	596.50	2	279
Dryden	Sudbury	"					3	446
Dummer	Sudbury	"	2	164.86			1	27.36
Egremont	Peterborough	"			2	200	1	200
	Grey	"					1	50

Appendix No. 13—Continued

Township	District or County	Agent	No. of purchasers	No. of acres sold	No. of lots cancelled	No. of acres resumed	No. of patents issued	No. of acres patented
Elzevir	Hastings	Unattached	2	200	9	1,324	6	500
Ennismore	Peterborough	"			2	215		
Falconer	Nipissing	"	4	649.50				
Field	Nipissing	"	2	320			1	160
Flos	Simcoe	"			1	35		
Foleyet	Sudbury	"	1	.06				
Foster	Sudbury	"	1	151				
Glenelg	Grey	"	2	148.50	5	323.50	13	978.70
Grimsthorpe	Hastings	"					1	224
Harvey	Peterborough	"	7	671.10	9	1,176	15	1,997.50
Hinchinbrooke	Frontenac	"	2	197.50	1	100	4	319.50
Holland	Grey	"					1	79
Horton	Renfrew	"					2	150
Hungerford	Hastings	"			1	100		
Huntley	Carleton	"					1	100
Huron	Bruce	"					2	150
Kaladar	Lennox and Addington	"			6	795.25	4	785
Kennebec	Frontenac	"	4	236.44	5	437	6	499.54
Kenora	Kenora	"	3	268.42			1	130.42
Kincardine	Bruce	"					1	56
Kinloss	Bruce	"					3	200
Lake	Hastings	"			1	100	1	80
Lanark	Lanark	"			1	100	3	300
Laxton	Victoria	"	1	88.50	1	100	5	574
Lcchiell	Glengarry	"					1	100
Lorne	Sudbury	"	1	166			3	422.50
Loughboro	Frontenac	"			2	172		
Louise	Sudbury	"	4	584.50			2	261
Maclennan	Sudbury	"	2	283			1	124.50
Mara	Ontario	"					1	100
Marlborough	Carleton	"			4	500	2	200
Marmora	Hastings	"	1	50			1	50
Matchedash	Simcoe	"	1	200	4	547.50		
Matilda	Dundas	"					1	50
Montague	Lanark	"	1	100			4	400
Morin	Algoma	"	1	156.50				
McNab	Renfrew	"					1	100
Normanby	Grey	"					1	66.67
Olden	Frontenac	"	1	76	6	674	5	392.25
Oso	Frontenac	"	1	103	11	1,468.50	9	965.00
Osprey	Grey	"	1	50	3	200	11	650
Pakenham	Lanark	"					2	200
Proton	Grey	"					2	170.50
Rama	Ontario	"			1	100		
Ramsay	Lanark	"			1	50		
Ross	Renfrew	"					1	108.9
Rutherford	Manitoulin	"			1	160		
Sheffield	Lennox and Addington	"	6	463.40	4	403	5	585
Sherbrooke N.	Lanark	"					1	100
Sherbrooke S.	Lanark	"	1	100			4	598.43
Smyth	Temiskaming	"			1	160		
Snider	Sudbury	"					1	105.75
Somerville	Victoria	"	1	49	3	436	5	446.50
Storrington	Frontenac	"			1	65		
Sullivan	Grey	"	1	50	1	50	6	600
Sunnidale	Simcoe	"			1	200		
Sydenham	Grey	"					3	300

Appendix No. 13—Continued

Township	District or County	Agent	No. of purchasers	No. of acres sold	No. of lots cancelled	No. of acres resumed	No. of patents issued	No. of acres patented
Thurlow	Hastings	Unattached					1	100
Tilbury W.	Essex	"					1	27
Tiny	Simcoe	"	2	228	2	400	2	228
Tudor	Hastings	"			9	587		
Waters	Sudbury	"			1	159.50		
West Luther	Wellington	"			1	204		
Miscellaneous			16	57.27			24	657.34
		Total	1043	90,832.46	761	89,036.10	437	49,310.35

Number of lots assigned, 473. Number of acres assigned, 51,323.87.

Appendix No. 13—Continued

Statement showing the number of purchases, acres sold and patents issued in cities, towns and town plots during the year ending October 31st, 1931.

Towns, etc.	District or County	No. of acres sold	No. of purchasers	No. of patents issued	No. of acres patented
Alexandra	Temiskaming	.50	2	1	.25
Alma	Bruce	8.68	18	2	9.68
Bartleman	Cochrane	.28	4	1	.006
Capreol	Sudbury			1	.13
Hearst	Cochrane	.81	3	1	.25
Hornepayne	Algoma	.19	1	3	.78
Hudson	Kenora	.60	1	1	.60
Inverhuron	Bruce	4	4	2	3.86
Kapuskasing	Cochrane	.92	1	6	78.54
Kirkland Lake	Temiskaming	2.40	28	24	2.13
Missinaibi	Cochrane	.66	4	8	2.60
Moonbeam	Cochrane	.17	1		
Nakina	Thunder Bay	.92	5		
Nemegos	Sudbury			3	1.96
Pembroke	Renfrew			1	.02
Picton	Prince Edward	1.75	1		
Riverside	Essex			1	30.5
Sandwich East	Essex			1	.453
Savant	Thunder Bay			1	.32
Sioux Lookout	Kenora	.44	2	3	.66
Smyth	Temiskaming			1	.25
Southampton	Bruce	.51	3	1	.11
Swastika	Temiskaming			1	.20
Timmins	Cochrane			1	.08
Windsor City	Essex	.82	3	6	.904
Winnipeg River Crossing (Minaki)	Kenora	.50	1	2	.60
		24.15	82	72	134.883

Locations by returned soldiers and cancellations for non-performance of settlement duties.

District	Agency	Locations		Cancellations	
		No.	Acres	No.	Acres
Algoma	Sault Ste. Marie	1	98		
Cochrane	Hearst	2	178.50	3	375
Cochrane	Cochrane	13	1,027.59	13	1,579.25
Cochrane	Matheson	7	711.75	13	1,084.25
Cochrane	Kapuskasing	10	874.50	6	579
Cochrane	Unattached			1	160
Kenora	Kenora	1	160	1	160
Nipissing	North Bay	6	899.50	2	320
Nipissing	Unattached	1	167	1	160
Rainy River	Fort Frances	2	320.50		
Sudbury	Sudbury	1	151.50		
Sudbury	Markstay	3	479	1	159
Thunder Bay	Port Arthur	6	943	2	312.50
Temiskaming	Englehart	3	236.50	6	803.50
Temiskaming	Englehart			1	160.50
Temiskaming	New Liskeard			1	80
Temiskaming	Haileybury			1	160
		56	6,247.34	52	6,093

Number of lots assigned, 7. Number of acres assigned, 1,177.

Appendix No. 13—Continued

MAINLAND SOLD

Under Summer Resort Regulations

Lot or Parcel	Township	District or County	No. of Acres
Pt. N.W. $\frac{1}{4}$, Sec. 35	Aweres	Algoma	4.25
Pt. S.W. $\frac{1}{4}$, Sec. 12	"	"	5
Pt. of Lot 1, Con. 1	Striker	"	3.8
Lot 1, Con. 1	"	"	2
North half of Lot 1, Con. 4	Cobden	"	2
Pt. of Lot 13, Con. 5	Miller	Frontenac	1
Pt. of Lot 14, Con. 5	"	"	1
Pt. of Lot 14, Con. 11	Olden	"	3.5
Pts. of Lots 29 and 30, Con. 2	McClintock	Haliburton	5
Pt. of Lot 20, Con. 10	Lutterworth	"	1.96
L.K. 379, Granite Lake		Kenora	4.70
L.K. 380, Granite Lake		"	2.37
L.K. 382, Trout Lake		"	4.40
L.K. 385, Trout Lake		"	2.73
L.K. 394, Trout Lake		"	2.40
L.K. 395, Trout Lake		"	4.12
L.K. 383, Trout Lake		"	3.08
L.K. 384, Trout Lake		"	2.91
L.K. 388, Trout Lake		"	2
L.K. 389, Trout Lake		"	3.03
L.K. 392, Trout Lake	Broderick	"	4.75
L.K. 187 (east side), Canyon Lake		"	6
North half of L.K. 187, Canyon Lake		"	4.90
South half of L.K. 188, Canyon Lake		"	6.34
Pt. of A. 9, Lake of the Woods		"	5.52
Pt. of A. 9, Lake of the Woods		"	5
East Part of P. 552, Lake of the Woods		"	1.25
Pt. of P. 463, Lake of the Woods		"	4.96
Pt. of P. 463, Lake of the Woods		"	4.32
Pt. of D. 11, Lake of the Woods		"	3.50
North Pt. of D. 11, Lake of the Woods		"	4.50
Pt. of Old Location, D. 160, Lake of the Woods		"	1.80
Pt. of K. 23		"	3.85
R.F. D. 3, Little Vermillion Lake		"	1.70
L.K. 208, Cache Lake		"	6.45
T.P. 2712, White Fish Bay		"	1.34
R.F.D. 2, Minitaki Lake		"	5
G. 2657, Kakaga Lake		"	4.80
G. 2662, Kakaga Lake		"	3.40
G. 2663, Kakaga Lake		"	3.70
Pt. of Lot 29, Con. 10	Bastard	Leeds	0.09
Pt. of Lot 4, Con. 8	Morrison	Muskoka	5
Pt. of Lot 18, Con. 3	Medora	"	20
Road Allowance (Lot 25, Con. 2)	Sinclair	"	1.20
Pt. of Lot 21, Con. 8	Baxter	"	1
Parcels A., B. and C.	Field	Nipissing	7.97
Pt. of Lot 23, Con. 16	Bonfield	"	5
Northwest Corner of Lot 11, Con. 17	Nipissing	Parry Sound	25
Pt. of Lot 40, Con. 1	Carling	"	1.60
Pt. of Lot 40, Con. 2	"	"	2.82
Pt. of Lot 12, Con. 17	Nipissing	"	5
No. 63, Clearwater Lake		Rainy River	1.36
No. 67, Clearwater Lake		"	1.26
No. 77, Clearwater Lake		"	1.15
No. 79, Clearwater Lake		"	1.16
No. 80, Clearwater Lake		"	1.60
No. 114, Clearwater Lake		"	1.25
Pt. of Lot 29, Con. 2	Watten	"	4.85
Pt. of Lot 1, Con. 5	Cherriman	Sudbury	22.45
No. 45, Lake Wahnapitae	MacLennan	"	3
Pt. of Lot 5, Con. A	McKinnon	"	5

Appendix No. 13—Continued

MAINLAND SOLD

Under Summer Resort Regulations

Lot or Parcel	Township	District or County	No. of Acres
Parcel 1, Lot 2, Con. 2	Bigwood	Sudbury	2.20
Parcel 2, Lot 2, Con. 2	"	"	1.60
B.R. No. 1, Sesekinika Lake	Grenfell	Timiskaming	.84
P.P. 143, Lower Shebandowan Lake	"	Thunder Bay	2.24
P.P. 170, Lower Shebandowan Lake	"	"	1.62
P.P. 171, Lower Shebandowan Lake	"	"	1.91
P.P. 172, Lower Shebandowan Lake	"	"	1.83
P.P. 179, Lower Shebandowan Lake	"	"	1.99
P.P. 180, Lower Shebandowan Lake	"	"	2.05
P.P. 225, Lower Shebandowan Lake	"	"	1.69
P.P. 230, Lower Shebandowan Lake	"	"	1.01
P.P. 231, Lower Shebandowan Lake	"	"	1.59
P.P. 627, Shebandowan River	Laurie	"	.70
P.P. 9, Trout Lake	Gorham	"	1.17
P.P. 53, Trout Lake	Ware	"	.79
P.P. 54, Trout Lake	Gorham	"	1.05
Pt. of Lot 15, Con. 7	"	"	.25
North Part of Lot 15, Con. 7	"	"	5.80
No. 641, Two Island Lake	Jacques	"	3.60
			251.48

Appendix No. 13—Continued

ISLANDS SOLD
Under Summer Resort Regulations

Part or Parcel	Township	District or County	No. of Acres
Lot 27, Pine Island	Laird and Tarbutt	Algoma	3.40
O. Pivabiska Lake	Hanlan	Cochrane	28.00
Keith, Eagle Lake	Hinchinbrooke	Frontenac	.13
Pt. A, Sharbot Lake	Olden	"	5
Pt. 31, Devils Lake	Bedford	"	1
No. 28, " "	"	"	.1
G. 2015, Lake of the Woods	"	Kenora	1
G. 1975 " "	"	"	2.8
G. 2018 " "	"	"	.4
South Pt. G. 2035, Lake of the Woods	"	"	5
N.T. 85, Otter Lake	"	"	.64
Pt. No. 4, Mud Lake	South Crosby	Leeds	4.2
Butterfield, Otter Lake	South Elmsley	"	3.50
No. 78, Lake Newboro	South Crosby	"	.02
T.P. 3794, N. Channel, Lake Huron	"	Manitoulin	3.20
T.P. 3795 " "	"	"	2.30
J.D. 1462, " "	"	"	.98
T.P. 20, Pcl. 8, McGregor Bay	"	"	21
T.P. 1503, Lot 7	"	"	3.70
T.P. 903	"	"	10
T.P. 2434, Pcl. 2, Whitefish Bay	"	"	7.20
T.P. 2533, Whitefish Bay	"	"	4.40
T.P. 2667, Whitefish Bay	"	"	5.26
T.P. 34, Killarney Bay	"	"	5.30
Pcl. 5, No. 36, Severn River	Baxter	Muskoka	1.19
Pt. 10, Lake Nipissing	Front of Loudon	Nipissing	5.54
Pt. Rama, Lake Simcoe	Rama	Ontario	.36
"Q," Clearwater Lake	"	Rainy River	.55
A. 49, Pcl. 3, Rainy Lake	"	"	5
N. 1/2 T.P. 3799, Great Mountain Lake	"	Sudbury	6.50
S. 1/2 T.P. 3799, " "	"	"	6.50
T.P. 3190, Panache Lake	"	"	5
G.R. 47, Wahnapiatae Lake	Rathbun	"	5.5
S. Pt. W.D. 2586	"	"	5
T.P. 3228, Panache Lake	"	"	2
P.P. 3214	"	"	4
T.P. 3261	"	"	1
S. Larder Lake	McFadden	Teniskaming	2
Pt. 37-C	Front of McDougall and Carling	Parry Sound	2.50
N. pt. 97-C	Front of Carling	"	5
Pcl. 3, Huckleberry	McDougall	"	3.27
B-269	Front of Conger	"	2.10
B-220	Front of Conger	"	1.60
S. pt. B-342	Front of Conger	"	5
B-692	Front of Conger & Cowper	"	.5
Pt. McLaren	Front of Cowper	"	.5
B. 426	Front of Cowper	"	5
B. 985	Front of Shawanaga	"	5.50
Pt. E. 3	Front of Shawanaga	"	2
E. 27	Front of Shawanaga	"	2.30
No. 70-A	Front of Shawanaga	"	.9
Island near Key Inlet	"	"	4.8
N. 1/2 K.G. 9165	"	"	5.55
S. 1/2 K.G. 9165	"	"	5.55
No. 3, McQuaby's Lake	Nipissing	"	2
Florence (Isle F.)	Restoul Lake	Patterson	36

Appendix No. 13—Continued

MAINLAND PATENTED
Under Summer Resort Regulations

Lot or Parcel	Township	District or County	No. of Acres
No. 2, Garber Sub., Pt. Sec. 11	Aweres	Algoma	16
Pt. S.W. $\frac{1}{4}$, Sec. 12	"	"	5
Pt. N.W. $\frac{1}{4}$, Sec. 35	"	"	5
Pt. 1, Con. 1	Striker	"	3 8
Pt. 1, Con. 1	"	"	2
Pt. 14, Con. 5	Miller	Frontenac	1
Pt. 13, Con. 5	"	"	1
Pt. 20, Con. 10	Lutterworth	Haliburton	1 96
Lot 23, Con. 5	Herschel	Hastings	2
L.K. 352, Cache Lake	"	Kenora	6 60
L.K. 208, Cache Lake	"	"	6 45
L.K. 355, Granite Lake	"	"	4 95
L.K. 367, Granite Lake	"	"	4 42
L.K. 366, Granite Lake	"	"	4 68
L.K. 372, Granite Lake	"	"	3 30
L.K. 379, Granite Lake	"	"	4 70
L.K. 282, Granite Lake	"	"	4 30
L.K. 353, Granite Lake	"	"	4 50
L.K. 187, Canyon Lake	"	"	6
Pt. S.E. Pt. Mg. Location A9, Lake of the Woods	"	"	3 78
Pt. D-11, Lake of the Woods	"	"	4 50
Pt. 463 P, Lake of the Woods	"	"	1 20
West Pt. D-11, Lake of the Woods	"	"	3 50
Pt. 463 P, Lake of the Woods	"	"	4 96
L.K. 337, Lake of the Woods	"	"	2 83
L.K. 320, Lake of the Woods	"	"	4 47
Pt. D-12, Lake of the Woods	"	"	2 40
L.K. 369, Macara Lake	"	"	4 7
L.K. 389, Between East and Wild Lakes	"	"	3 03
N.T. 84, Otter Lake	"	"	3
L.K. 384, Trout Lake	"	"	2 91
Pt. 11, Con. 6	Sheffield	Lennox and Addington	4
Pts. 17 and 18, Con. 4	Ashby	"	5
Pt. 17, Con. 4	"	"	4 1
Lot 19, Sub. Lots 28 and 29, Con. 8	Wood	Muskoka	47
Pt. 18, Con. E	Medora	"	1
Pt. Road Allowance, Lot 25, Con. 2	Sinclair	"	1 2
Pt. 22, Con. 16	Bonfield	Nipissing	5 92
Pt. 9, Con. A	Olrig	"	5
Pt. 9, Con. A	"	"	7
Pt. 9, Con. A	"	"	7
Pts. 12, Cons. 1 and 2	Field	"	7 97
Pt. 17, Con. 10	Seymour	Northumberland	9 5
N.W. Pt. 11, Con. 17	Nipissing	Parry Sound	25
Pt. 15, Con. 3	Bethune	"	2
Pt. 32, Con. 4	Harvey	Peterborough	17 1
No. 112, Clearwater Lake	"	Rainy River	1 05
No. R.B. 14, Mink Lake	"	"	84
No. 64, Clearwater Lake	Fleming	"	1 56
No. 34, Clearwater Lake	"	"	3
No. 77, Clearwater Lake	"	"	1 15
Pt. 29, Con. 2, North Range	Watten	"	4 85
Pt. 5, Con. 3	Bigwood	Sudbury	2 40
Pt. 11, Con. 4	Scadling	"	3
Pt. 10, Con. 4	Dowling	"	4 8
Pt. 5, Con. A	McKinnon	"	4 2
Pt. 5, Con. A	"	"	4 2
Pt. 5, Con. A	"	"	5
Pts. 5 and 6, Con. A	"	"	4 50

Appendix No. 13—Continued

MAINLAND PATENTED

Under Summer Resort Regulations

Part or Parcel	Township	District or County	No. of Acres
Pt. 6, Con. A.....	McKinnon.....	Sudbury.....	4.50
Pt. 6, Con. A.....	".....	".....	4.67
No. 44, Wahnapiatae Lake.....	MacLennan.....	".....	3
No. 40, Wahnapiatae Lake.....	".....	".....	2.75
Part 1, Con. 5.....	Cherriman.....	".....	22.45
Pt. 15, Con. 7.....	Gorham.....	Thunder Bay.....	5
P.P. 632, Two Island Lake.....	Jacques.....	".....	3.5
P.P. 635, Two Island Lake.....	".....	".....	3.6
P.P. 637, Two Island Lake.....	".....	".....	4.7
P.P. 638, Two Island Lake.....	".....	".....	5.1
P.P. 641, Two Island Lake.....	".....	".....	3.6
P.P. 642, Two Island Lake.....	".....	".....	5.5
P.P. 644, Two Island Lake.....	".....	".....	4.8
P.P. 627, Shebandowan River.....	Laurie.....	".....	.70
P.P. 171, Lower Shebandowan Lake.....	".....	".....	1.91
P.P. 172, Lower Shebandowan Lake.....	".....	".....	1.83
P.P. 228, Lower Shebandowan Lake.....	".....	".....	2.55
P.P. 231, Lower Shebandowan Lake.....	".....	".....	1.59
P.P. 267, Lower Shebandowan Lake.....	".....	".....	1.64
No. 44, Trout Lake.....	Ware.....	".....	1
No. 45, Trout Lake.....	".....	".....	1.19
			313.14

Appendix No. 13—Continued

ISLANDS PATENTED

Under Summer Resort Regulations

Part or Parcel	Township	District or County	No. of Acres
Lot 26, St. Mary's River.....	Laird and Tarbutt.....	Algoma.....	1.7
"H," Remi Lake.....	Fauquier.....	Cochrane.....	5.2
"O," Pivabiska Lake.....	Hanlan.....	".....	28
Keith, Eagle Lake.....	Hinchinbrooke.....	Frontenac.....	.11
Pt. Lot 31, Devil's Lake.....	Bedford.....	".....	1
"X" (Garden), Trout Lake.....	Palmerston.....	".....	1.5
L.K. 318 (Corkscrew), Lake of the Woods.....	".....	Kenora.....	2.63
G. 2009, Lake of the Woods.....	".....	".....	6
G. 2011, Lake of the Woods.....	".....	".....	.7
G. 1883, Lake of the Woods.....	".....	".....	6
G. 2016, Lake of the Woods.....	".....	".....	.8
G. 2032, Lake of the Woods.....	".....	".....	3.1
G. 2361, Lake of the Woods.....	".....	".....	2.5
L.K. 365, Lake of the Woods.....	".....	".....	5
L.K. 349, Winnipeg River.....	Jaffray.....	".....	5.35
No. 4, Mud Lake.....	South Crosby.....	Leeds.....	4.2
T.P. 196, Parcel 10, George, Lake Huron.....	".....	Manitoulin.....	9.7
Parcel 24, George, Lake Huron.....	".....	".....	3.2
Parcel 3, T.P. 2831, Lake Huron.....	".....	".....	5.4
Parcel 8, T.P. 1503, Lake Huron.....	".....	".....	4.7
B. 68, Moon River.....	Freeman.....	Muskoka.....	3.3
"H," Lake Nipissing.....	Loudon.....	Nipissing.....	12.8
Lot No. 1, Rama Island Sub., Lake Couchiching.....	Rama.....	Ontario.....	.36
Belle, Loon Lake.....	Chandos.....	Peterborough.....	1.06

Appendix No. 13—Continued

ISLANDS PATENTED

Under Summer Resort Regulations

Part or Parcel	Township	District or County	No. of Acres
Pt. Lot 37 C, Georgian Bay.....	opp. Carling.....	Parry Sound.....	2.50
Pt. Island northeast of K.G. 9229, Georgian Bay.....	".....	4.8
K.G. 8607, French River, Georgian Bay.....	".....	1.7
Pt. Parcel 3, Huckleberry (15 C), Georgian Bay..	opp. McDougall..	".....	3.27
D. 351, Georgian Bay.....	".....	4.4
Pt. B. 704 (McLaren), Georgian Bay.....	opp. Cowper.....	".....	2
E. 18, Georgian Bay.....	opp. Shawanaga..	".....	3.8
B. 985, Georgian Bay.....	opp. Shawanaga..	".....	5.5
F. (Florence), Restoul Lake.....	Patterson.....	".....	36
West Pt. "B," Cariboo Lake.....	McConkey.....	".....	5
Mickiebish, Deer Lake.....	Lount.....	".....	.23
T.P. 3464, French River.....	".....	5
"P," Clearwater Lake.....	Rainy River.....	1
No. 131, Severn River.....	Matchedash.....	Simcoe.....	.50
T.P. 3151, Lake Panache.....	Sudbury.....	1.5
T.P. 3236, Lake Panache.....	".....	.70
T.P. 3227, Lake Panache.....	".....	1.50
South half, T.P. 3799, Great Mountain Lake....	Township 82.....	".....	6.50
North half, T.P. 3799, Great Mountain Lake....	Township 82.....	".....	6.50
L.N. 34, French River.....	".....	1.20
T.P. 3190, Lake Panache.....	Township 91.....	".....	5
G.R. 51, Lake Wahnapiatae.....	Rathbun.....	".....	.6
			212.51

Appendix No. 14

PATENTS OFFICE (LANDS BRANCH)

Statement of Patents, etc., Issued from November 1st, 1930 to October 31st, 1931

Public Lands Patents.....	683	
Free Grant Lands Patents.....	205	
Pine Patents.....	13	
Transfers (Crown Lots).....	30	
		931
Mining Lands Patents.....	262	
Mining Rights Patents.....	4	
Mining Leases.....	120	
		386
Crown Leases.....	19	
Rondeau Park Leases.....	25	
Algonquin Park Leases.....	7	
Bruce Beach Leases.....	8	
Bruce Beach Renewals.....	6	
Jordan Harbour Leases.....	1	
Water Power Leases.....	4	
		70
Licenses of Occupation (Mines).....	24	
Licenses of Occupation (Lands).....	104	
Licenses of Occupation, Temagami Lake.....	15	
Licenses of Occupation, Rondeau Park.....	2	
Licenses of Occupation, Algonquin Park.....	3	
		148
Total.....		1,535

Appendix No. 15

RECORDS BRANCH, 1930-31

Communications received:	
From Crown Land Agents.....	7,965
From Crown Timber Agents.....	4,262
From Mining Recorders.....	3,056
From Homestead Inspectors.....	2,376
From Superintendent, Algonquin Park.....	872
From Superintendent, Quetico Park.....	190
From Superintendent, Rondeau Park.....	412
Orders-in-Council.....	142
Telegrams.....	351
All other sources.....	30,074
Total incoming (Minister's Office and Land Tax Branch not included).....	49,700
Communications sent out:	
To Crown Land and Timber Agents, Inspectors and Park Superintendents.....	19,000
To General Public.....	23,800
Re Statistics.....	2,381
Re Mill Licenses.....	1,850
Re Maps and Blueprints.....	8,500
Summer Home Booklets.....	5,000
Total outgoing (Minister's Office and Land Tax Branch not included).....	60,531
Files:	
New files issued—General.....	3,400
New files issued—Accounts Chargeable.....	970
New files issued—Accounts Free.....	363

REPORT
OF THE
MINISTER OF LANDS AND FORESTS
ONTARIO
1931
PART II — SURVEYS BRANCH

Appendix No. 16

REPORT OF SURVEYOR-GENERAL

The following surveys were carried out under instructions from this Department during the past year:—

PROVINCIAL BOUNDARIES

The Ontario-Quebec boundary north from Lake Timiskaming was continued from the 208th mile to the shore of James Bay and this boundary between the 129th mile south to the Canadian National Railway, north of Lake Abitibi, was retraced and re-monumented where necessary, under the instructions of the Commissioners by Ontario Land Surveyor Shirley King and Quebec Land Surveyor J. M. Roy.

The line work on the Ontario-Manitoba boundary was not continued during the past year, but steps were taken to provide for this future work by establishing the northerly point of the line on Hudson's Bay and the taking of aerial photographs over the projected line to determine the nature of the country and the waterways crossing the line, to enable the work on the ground to be carried out more expeditiously, when continued.

BASE LINES

The 7th base line was continued east, in the District of Cochrane, from Niven's meridian line of 1898, to the Ontario-Quebec boundary, by Ontario Land Surveyors Beatty & Beatty of Pembroke.

This base line is now completed across the entire northerly part of the Province, the total distance being 690 miles, 24 chains and 94 links. This line is run on chords of latitude through the Districts of Kenora and Thunder Bay at north 50 degrees, 24 minutes and through the District of Cochrane at north 50 degrees, 29 minutes. This line will serve as a correction and base for all further surveys to the north.

BASE AND MERIDIAN LINES

In the territory northeast of Sturgeon Lake, in the District of Thunder Bay, these were run by Ontario Land Surveyors Phillips & Benner of Port Arthur.

Base and Meridian Lines in the District of Cochrane north and west of Moose River, were established on the ground by E. L. Moore, Ontario Land Surveyor, of North Bay, the Base Line being approximately at latitude north 51 degrees.

TOWNSHIP OUTLINES

Nine-Mile Township Outlines, all in the District of Cochrane and in the Moose River area comprising the boundaries of the Townships of Gentles, McCuaig, Mulholland, Pickett, Gardiner, Morrow, Canfield and Carroll by Ontario Land Surveyor H. W. Sutcliffe of New Liskeard.

Nine-Mile Township Outlines in the Moose River territory, in the District of Cochrane, comprising the boundaries of the Townships of Sutcliffe, Stapells, Dyer, DePencier, Haight, Brain and Bessborough, by Ontario Land Surveyors Speight & vanNostrand of Toronto.

Nine-Mile Township Outlines in the Little Abitibi River territory, in the District of Cochrane, comprising the boundaries of the Townships of Hobson, Ophir, Carss, Valentine, Heath and Lewers, by Ontario Land Surveyor J. T. Ransom of Toronto.

RE-SURVEYS

Retracing of part of the boundaries of the Townships of McClintock, Finlayson, Lawrence and Nightingale, in the District of Nipissing by Ontario Land Surveyor J. T. Coltham of Parry Sound, Ont.

Continuing of the retracement of Niven's Meridian Line of 1898, in the District of Cochrane, by Ontario Land Surveyor E. L. Moore of North Bay.

LAKE AND RIVER TRAVERSES

Continuing of the traverses of islands and shore lines of the north part of Lake Superior, in the District of Thunder Bay, by Ontario Land Surveyor James S. Dobie of Thessalon.

Traverse of Onion Lake, Spruce River and Black Sturgeon Lake, in the District of Thunder Bay, by Ontario Land Surveyor R. S. Kirkup of Fort William, Ont.

ROAD SURVEYS

Survey of constructed roads in the Townships of Firstbrook, Henwood, Cain, Barber, Beauchamp, Bryce, Tudhope, Truax, Robillard, Ingram and Pense, in the District of Timiskaming; the Townships of Best, Strathy, Strathcona, Riddell, Askin, Flett, Gooderham, LaSalle, Osborne, Stewart and Merrick, in the District of Nipissing, by Ontario Land Surveyor C. E. Bush of Toronto.

Surveys of constructed roads in the Townships of Scollard, Falconer, Cherriman, Haddo, Loudon, Phelps, Commanda, Beaucage and Pedley, in the Districts of Sudbury and Nipissing by Ontario Land Surveyor E. L. Cavana of Orillia.

GROUND CONTROL SURVEYS FOR MAPPING PURPOSES

Traversing of roads and water routes in part of the Algonquin Park, District of Nipissing and County of Haliburton by Ontario Land Surveyor J. T. Coltham of Parry Sound.

Traversing of certain roads and making of ties between surveyed points in the territory north and west of Fort William by Ontario Land Surveyor R. S. Kirkup of Fort William.

MISCELLANEOUS SURVEYS

Surveys of Crown lands in Mitchell Bay, Lake St. Clair, by Ontario Land Surveyor R. W. Code of Windsor.

Survey of mining claims reserved from the Algoma Central Railway Company's land grant, in the District of Algoma, by Ontario Land Surveyor C. R. Kenny of Sault Ste. Marie.

Traversing part of the shores of Trout Lake, in the Township of Aweres, and Fairbank Lake, in the Township of Fairbank, by Ontario Land Surveyor C. R. Kenny of Sault Ste. Marie.

Inspection of surveys by Ontario Land Surveyor E. Stewart of Collingwood.

MUNICIPAL SURVEYS

Municipal surveys performed under instructions and authority of the Lieutenant-Governor in Council, were completed and confirmed as follows:

1. Establishing the street lines in part of the City of London, in the County of Middlesex.
2. The limits of parcels of land fronting on Kempenfeldt Bay, Broken Lot 28, Concession 14, Township of Innisfil, County of Simcoe.
3. The limits of certain streets in the Village of Fort Erie, County of Welland.
4. Part of the original road allowance between Concessions 7 and 8, Township of Lochiel, County of Glengarry.
5. Part of the original road allowance between Concessions 9 and 10, Township of Pelham, County of Welland.
6. Part of the original road allowance between Lots 20 and 21, Township of Saltfleet, County of Wentworth.
7. The limits of certain blocks in the Town of Simcoe, County of Norfolk.

MAPS

The following maps have been published during the year:

Revised edition of Rainy River and Kenora (24-A);

New Revised Map, Easterly Portion of the District of Cochrane (25-A);

Revised Map of Islands in Georgian Bay (11-B);

Revised edition, Huron and Ottawa Map (19-A);

Reprints were also made of other lithographed maps as the stock was depleted.

Extracts from the reports of the several surveyors employed will be found in Appendices 21 to 35.

Appendix No. 17

Statement of Crown Surveys in progress during the twelve months ending October 31st, 1931

No.	Date of Instructions	Name of Surveyor	Description of Surveys	Amount Paid
				\$ c.
1	Mar. 26, 1931	Beatty & Beatty	Seventh Base Line, District of Cochrane	6,430 00
2	Mar. 26, 1931	C. E. Bush	Certain roads in District of Temiskaming	8,085 00
3	Apr. 10, 1931	C. R. Kenny	Certain Mining Claims in District of Algoma	2,500 00
4	Apr. 10, 1931	R. W. Code	Coast Line of Township of East Dover, Lake St. Clair, County of Kent	1,800 00
5	Apr. 13, 1931	E. L. Cavana	Certain roads in Districts of Nipissing and Sudbury	2,200 00
6	Apr. 15, 1931	Speight & Van Nostrand	Township Outlines, District of Cochrane	6,075 00
7	Apr. 15, 1931	Phillips & Benner	Township Outlines, District of Thunder Bay	7,200 00
8	Apr. 15, 1931	H. W. Sutcliffe	Township Outlines, District of Cochrane	7,290 00
9	Apr. 15, 1931	E. L. Moore	Base and Meridian Lines, District of Cochrane	6,600 00
10	Apr. 15, 1931	R. S. Kirkup	Control Traverse, District of Thunder Bay	4,363 20
11	Apr. 15, 1931	J. T. Ransom	Township Outlines, District of Cochrane	7,491 25
12	Apr. 20, 1931	J. T. Coltham	Certain Traverse Surveys, District of Nipissing	3,657 22
13	Apr. 28, 1931	Shirley King	Boundary between Provinces of Ontario and Quebec	6,900 00
14	May 4, 1931	J. S. Dobie	Traverse Island and Shores in northerly part of Lake Superior, Thunder Bay District	6,500 00
15	June 11, 1931	Elihu Stewart	Inspection of Surveys, 1931	2,500 00
				79,591 67

Appendix No. 18

Statement of Crown Surveys completed and closed during twelve months ending October 31st, 1931

No.	Date of Instructions	Name of Surveyor	Description of Surveys	Amount Paid	
				\$	c.
1	Aug. 5, 1929	T. J. Patten	Summer Resort Locations on shore of Island and Patten Lakes, McMahon and Aberdeen Townships, District of Algoma	1,998	16
2	Jan. 30, 1930	J. W. Pierce	Survey Boundary between Provinces of Ontario and Manitoba	4,138	91
3	Mar. 4, 1930	H. W. Sutcliffe	Township Outlines, District of Cochrane	2,332	50
4	Mar. 10, 1930	G. P. Angus	Survey of Township Outlines, District of Cochrane	1,697	50
5	Mar. 11, 1930	Speight & Van Nostrand	Certain Outlines, District of Cochrane	2,244	24
6	Apr. 9, 1930	Phillips & Benner	Township Outlines, District of Kenora	2,070	69
7	Apr. 10, 1930	E. L. Moore	Retrace O.L.S. Niven's Meridian Line in District of Cochrane, 1898	2,087	85
8	Apr. 10, 1930	Beatty & Beatty	Base and Meridian Lines, District of Cochrane	4,185	30
9	Apr. 17, 1930	J. Lanning	Traverse, Little Abitibi River, District of Cochrane	1,458	91
10	Apr. 28, 1930	J. T. Coltham	Control Survey in Districts of Parry Sound, Nipissing, Counties of Haliburton and Renfrew	2,446	73
11	Apr. 30, 1930	R. W. Code	Township Outlines and Traverse, west shore of Lake Temiskaming and Ottawa River, District of Nipissing	1,216	59
12	May 9, 1930	R. S. Kirkup	Townships of Joynt, Langworthy and District of Thunder Bay	1,782	50
13	May 9, 1930	W. F. B. Rubidge	Control Survey, District of Thunder Bay	77	40
14	May 12, 1930	C. E. Bush	Survey certain roads in District of Algoma	4,179	58
15	May 13, 1930	J. S. Dobie	Traverse Shore and Islands north part of Lake Superior, District of Thunder Bay	3,598	98
16	May 26, 1930	Shirley King	Boundary between Provinces of Ontario and Quebec	2,447	46
17	May 30, 1930	Elihu Stewart	Survey of Roads, District of Sudbury	2,301	68
18	June 7, 1930	C. R. Kenny	Certain Mining Claims, Township 29, Ranges 22, and 23, District of Algoma	1,731	35
19	June 11, 1930	John Butterfield	Inspection of Mining Claims in District of Kenora	1,115	94
20	June 23, 1930	E. M. McQuarrie	Control Survey, District of Thunder Bay	3,142	76
21	Dec. 5, 1930	R. S. Kirkup	Making a tracing of islands, Minnitaki Lake, District of Kenora	10	00
22	Feb. 13, 1931	C. R. Kenny	Traverse Shores of Fairbank Lake, Township of Fairbank, District of Sudbury	338	11
23	Dec. 11, 1931	C. R. Kenny	Traverse Shores of Trout Lake in Township of Aweres, District of Algoma	305	19
				46,908	33

Appendix No. 19

Statement of Municipal Surveys for which instructions issued during the twelve months ending October 31st, 1931

No.	Surveyor	No.	Date of Instructions	Description of Surveys
1	R. Blake Erwin	755	Jan. 23, 1931	Define the limits of the southerly boundaries of Blocks 32 and 33 and the northerly boundary of Block 50 as shown on Registered Plan No. 20-B, in the Town of Simcoe in the County of Norfolk.
2	F. W. Farncomb	782	Mar. 14, 1931	Define the limits of streets in that part of the City of London bounded on the east by the north branch of the River Thames on the south by River Thames and on the west by present city limits in the County of Middlesex.

Appendix No. 20

Statement of Municipal Surveys confirmed during the twelve months ending October, 31, 1931

No.	Surveyor	No.	Date of Instructions	Description of Surveys	Date of Confirmation
1	F. W. Farncomb	759	Nov. 1, 1927	Part of the City of London in the County of Middlesex, bounded on north by Huron Street, on east by Adelaide Street, on south by Central Avenue, on west by Talbot Street . .	Oct. 27, 1931
2	J. M. Watson . .	764	Oct. 19, 1928	Establish the limits of several parcels of land fronting on Kempenfeldt Bay, and comprising Broken Lot 28, Con. 14, Township of Innisfil in County of Simcoe	Feb. 17, 1931
3	M. T. Gray	771	April 22, 1929	Establish the boundaries of certain streets in the Village of Fort Erie, County of Welland	May 4, 1931
4	N. B. MacRostie	776	Mar. 29, 1930	That part of the original road allowance between concessions 7 and 8, across lots 14, 15 and 16, in the Township of Lochiel, Glengarry County	June 9, 1931
5	F. N. Rutherford	780	Sept. 2, 1930	Limits of the original road allowance between concession 9 and 10, across lots 14 and 15, in Township Pelham, in the County of Welland	June 24, 1931
6	Speight & van- Nostrand	781	Sept. 26, 1930	The road allowance between lots 20 and 21 from the shore Lake Ontario to the second concession in the Township of Saltfleet, County of Wentworth	Sept. 19, 1931
7	R. Blake Erwin	755	Jan. 23, 1931	Define the limits of the southerly boundaries of Blocks 32 and 33 and the northerly boundary of Block 50 as shown on registered plan 20B, in the Town of Simcoe, County of Norfolk	June 9, 1931

Appendix No. 21

Extract from Report of Survey of the Interprovincial Boundary, Mile 140 and Mile 208, also retracement between Mile 140 and Mile 129, by Shirley King, O.L.S., 1930.

Upon receipt of instructions to proceed with the establishment of that portion of the Ontario-Quebec boundary north from Mile 140 to James Bay, your surveyors made arrangements to meet in Ottawa. On May 30th and 31st we met and made our plans for organization. The party was duly organized and collected at La Sarre, a town on the Canadian National Railways in Quebec, just east of the boundary. We left there for the line on June 20th and arrived back on October 2nd, having in the meantime completed 68 miles of new line, to Mile 208, and having retraced 11 miles from Mile 140 to Mile 129 on our way home.

Following your instructions, the party was recruited wholly from one province, thereby the better assuring accord, as this was a dual control party. It was arranged that Mr. Roy should engage all the men and his assistants from Quebec and that Mr. King should take his assistants from Ontario. This plan worked admirably. Every one of the party rendered excellent service. Particular mention is made of Mr. A. Dumas, Q.L.S., assistant, who while mainly in charge of opening and production of line yet did particularly fine work in every part of the job as occasion demanded. It was mutually agreed between us that Mr. Roy should look after transport and supplies and that Mr. King should be in charge of production of the line. The transport proved particularly heavy work, taking more men from our party than had been anticipated. The great distance from our base of supplies, very low water and bad waterways, all combined to hold up the mileage. The line work was fairly routine compared to other lines except that refraction was perhaps a little more pronounced than usual. As much outfit as possible and all provisions were purchased in Ontario to offset the fact of all men being hired in Quebec.

The Route

From LaSarre we portaged with teams and trucks about 14 miles to the Turgeon River where we embarked in our canoes. A Johnson motor and five canoes comprised our outfit at the beginning. The Turgeon was splendid water for going down at this time for about 50 miles to the mouth of a little river, the Turcotte. We went up this river in good water till we crossed Speight's base line run in 1900 and which was almost completely obliterated in places. This crossing was about one mile west of Mile 140 on the boundary, the point at which we were to commence.

The Turgeon was used for about 18 miles farther to the Garneau River, up which one trip was made with supplies to the line. This is a very shallow crooked creek or small river with numerous shallow stoney rapids and logfalls and is extremely bad for canoes. For farther distance of 16 miles to the mouth of the Detour River, the Turgeon was used. The Detour was fairly good as far as travelled on, about 6 or 7 miles west of the boundary. The route followed up a creek which came from the northwest and entered the Detour at a point about 1 mile east of the boundary. Ascending this creek for about 5 miles the boundary is crossed and thence the route lay wholly in Ontario. Small crooked shallow creeks, shallow weedy lakes and a muskeg height of land made transport heavy and slow. The route then led by shallow lakes and creeks to a small

river flowing to James Bay. It soon developed into a shallow rough river with water so low as to make transport next to impossible. No other way being possible however, the canoes had to be used and they were all but destroyed in this part of the job. Man packing was resorted to wherever possible but we were such a long way from our base of supplies and the route was so bad for such a large part of it that the canoes had to be used even though they were being cut to pieces. Of six canoes at the end of the job all but one of these had to be abandoned as useless to us when we stepped out of them at our last landing on our way home.

In summer the Turgeon fell very low and long flat rapids soon showed themselves. These were so shallow and rough with stones that only a very small load could be carried even with the current. Poling was resorted to as the only efficient means of navigating these rapids. Fortunately the men engaged were thoroughly skilled in this rather expert and very hard work.

While possible to go through to James Bay by this route, it is not a good one. Apparently it has never been used except by hunters and trappers in gaining access to their hunting grounds.

The Line

The line was everywhere opened to a skyline width, nowhere less than six feet and often much wider in thick overhanging timber. The opening up and production of the line was done by A. Dumas, Q.L.S., using a K. & E. transit reading to minutes. Observations for azimuth were taken by him wherever possible and very frequently by him during the day's work along the line. The line was further controlled with a Cooke transit reading to 20". Wherever possible long stretches of line were checked by the Cooke before moving it ahead—sights of a mile or more being obtained this way. Observations were taken with it under the best conditions possible mostly at the close of the day's work or in the evening. No long stretch of line but was observed on and corrected if necessary to keep it well within a few seconds in azimuth of true north. Enough observations on Polaris, for azimuth, were taken during the season to give an average of $1\frac{1}{2}$ per mile. Refraction was found particularly bad, owing no doubt to the fact of the low relief of the country run through. This brought the line of sight close to the ground where the heat rays are the greatest. One method of overcoming this was found by using very long black pickets, very carefully aligned. Some of these were 35 feet high, unblazed, and were easily seen when the ordinary picket was entirely obliterated.

The chaining was in charge of Assistant F. H. Preston. The line was chained forward with a 400-link tape and check chained the opposite way with a 300-foot tape. Corrections were made for pull and sag, grade and temperature. The two chainages were made with same accuracy and care and the mean of the two measurements taken for the position of the monuments. One link per half mile was the maximum error allowed. If necessary a recheck was made. The tapes were sent to Ottawa at the close of the survey for testing. The results are submitted in a separate statement.

Observations for magnetic declination were taken at frequent intervals with both transits. The declination in this district is from 14 to 12 degrees west of north, decreasing as the latitude increases. These were the first ever received at Ottawa from this district.

Monuments were made at every mile.

Every mile was marked by a wooden post, 6" square if obtainable and long enough when planted to stand firmly in the ground and still show from 3 to 4

feet above the ground. The wooden post was carved with the letters QUE on the east side, ONT on the west side and the number of the mile on the south side, the number in Arabic numerals.

Every third mile starting at and including Mile 140 was marked by a standard iron post with special wording on the bronze cap to indicate that it marked the Ontario-Quebec boundary. At these miles the iron post was planted at the exact position of the mile and the wooden post exactly one foot north of it. At the other miles the wooden post was put at the exact mile.

Short rock posts were planted at salient points of rock in place. No mile post fell at such a point. Such points between the miles were numbered with the mile to the south and lettered alphabetically from A till the next mile. A stone mound was made beside each post.

Two pits and two mounds were made at every mile and witness post. These were due north and south of the post and therefore lay directly on the boundary.

An aluminium plate stamped with special wording to show that it marked the boundary line was nailed to a live tree at every mile as nearly opposite as possible to the true corner. This plate was also put on a suitable tree at shores of all lakes, rivers and large creeks crossed by the line and chainage noted.

The Country

The country through which the line passed is generally flat or slightly undulating and for the most part covered with some kind of bush. Areas of muskeg varying from a few chains to three or four miles across lie interspersed in this bush but of far less total area than the bush. This muskeg varies all the way from fairly dry to very wet but in only one or two places of small area was any floating muskeg encountered. The wet muskeg makes very difficult walking, not so much on account of the depth to which one sinks in it but to the fact of the strong suction on one's feet. A great deal of the muskeg has dwarf spruce and tamarac growing on it. The rings of some specimens of these dwarf trees were counted and were as follows: Spruce, $1\frac{1}{2}$ " diam., 56 rings; spruce, $\frac{3}{4}$ " diam., 50 rings; dwarf tamarac, 1" diam., 150 rings.

Vegetation and Soil

Moss forms the general surface covering of the country with the shrub Labrador Tea in the bush and scrub forming a very thick low undergrowth. In the muskeg the moss extends down to at least 3 feet in places. In some places after a few inches down, the moss is found turning to a black muck and in others the brown mossy characteristics continue down considerably farther. In the bush the moss is of a more open and looser texture for a depth of from 6" to 18" and generally lies on a firm soil of black loam, sand, clay or gumbo. This exceedingly tough gumbo underlies a large area of the country.

The top 4 to 6 inches of this mantle of moss becomes in summer time a veritable hotbed particularly in the bush area. Small shrubs and flowers requiring only shallow roots grow in profusion in this moss in the bush areas. Many kinds of small fruits were found and though not in any quantity yet they were well formed and of good quality. These were strawberries, raspberries, saskatoons, red and black currants, gooseberries, high bush cranberries, dew berries and partridge berries. Blueberries were a splendid crop on the rocky ridges at Mile 207. The shrub Labrador Tea is an interesting plant although not peculiar to this area. The family has a very large distribution through its many species

over a great part of eastern and northern America. It is a wiry branching shrub from 15 to 36 inches high and grows in profusion. It has evergreen waxy leaves and a bright magenta flower and is of course extremely hardy. Its slight narcotic content in the leaves is said to have caused it to be used by the early Americans especially during the War of Independence in the making of a drink like tea from which it got its name. The extent and profusion with which it grows leads one to believe that surely some use could be found for it.

This layer of moss on the top of the soil also acts as an insulator. A few inches down, the moss itself or the soil underlying is very cold. Frost was found only 15 inches down as late as mid September. Much of the country is wet owing to drainage being retarded by the impervious gumbo soil and the blanket of moss acting as a sponge. Consequently timber growth is retarded or stunted owing to the cold, wet or frozen soil. Areas where it is high and well drained do carry fair stands of timber or of second growth bush. There is no doubt that were the country properly drained and the layer of moss removed, it would in many places support a splendid vegetation. The growing season is sufficiently long. Last frost in early summer was July 3rd and first in fall was on September 6th.

Timber of merchantable proportions was cut through in the following places: Mile 149+40 to Mile 150 was very heavy bush with spruce up to the 12" and some birch and poplar spruce predominating. From Mile 152+40 to 156+60 was almost continuous heavy bush, with spruce predominating and varying from a mean of 8" in diameter to as high as 12", with some birch and poplar. Small patches of good spruce timber up to 10" are interspersed in almost continuous heavy bush up to 168 M. + 40. Then for about a mile the line runs through a strip of timber which follows the Detour River. Here there are spruce up to 30" in diameter but the mean around 12", together with birch and poplar. To Mile 170 the bush is mostly small and only of pulpwood size. From Mile 169 to 181, the bush is fairly heavy and continuous, with patches of good timber, spruce to 12" and some jack pine around the height of land. This area extends for miles on either side of the line. Much of this bush is pulpwood size. At Mile 181 the line enters muskeg country and from there to the end, no more timber of any worth was seen.

Game

Game of all kinds was very scarce. Moose are in the country but not at all plentiful. No deer or caribou were seen. Two trappers on the party said there were but few signs of any fur-bearing animals. Rabbits and mice were rarely ever seen, and there were few partridges or grouse. It is easy to see why the larger predatory animals such as fox, wolf, marten, lynx, bear, weasel and mink are not found there in any numbers for their food supply in great part is rabbits, mice and grouse. Two or three families of beaver were at work. But at one time the country had been full of beaver as is evident from the fact of many fine old beaver dams, beaver meadows and beaver houses. Many of the snakes are still standing in the creeks, the barricade traps used by the beaver hunter when taking the beaver under ice and with the help of dogs. It is an ideal country for beaver.

One small flock of geese including some young ones was seen on one of the lakes, indicating that this is on the fringe of the breeding grounds of this bird. Loons and ducks were not at all plentiful. A few small flocks of prairie chickens were flushed around Mile 200. It would seem that this bird is spreading farther north and east. Originally known only in the western prairies it is said that

soon after the C.P.R. was built that they were found along the tracks living on spilt grain as far east as Fort William. They were recorded at Sault Ste. Marie in 1894 and in the Abitibi a few years ago.

MINERALS

No great extent of rock outcrop occurs except at Mileage 205 to 208. There the line crosses a ridge or series of low rounded hills running in an easterly and westerly direction. They have been burnt over years ago and are almost bare on the tops, but the depressions and gullies are muskeg and timber. The rock is mostly granitic. The height of land at about Mile 172 is a low ridge with some exposed rock in places. These rocks are basic and dark coloured. At about Mile 158 some exposures were seen and here occur the typically spheroidal Keewatin. Only one or two small quartz stringers were seen anywhere. In two places on the line the compass was deflected a few degrees from the normal declination.

RETRACEMENT

As we had a considerable cache of provisions on the Turgeon on our way home we decided to use them in retracing part of the boundary from Mile 140 south. This part had been run in 1906 and we had found it in places very much obliterated by new growth. We retraced back to Mile 129. In alder swamps particularly the old line was so overgrown that the traveller in the bush would cross right over it without seeing it. In some places the line was still quite open. Old cuttings and stumps, blazes, posts and bearing trees were readily found when looked for. The iron posts were all found in place and well marked, the wooden posts were still well shaped and well marked though generally small and now rotten.

The line was opened out in the same manner as we had done the new part and blazed, care being taken not to destroy the old blazes. The retracement was done by making a traverse of the line of posts, measuring the offsets to the posts when the stations did not coincide with them. The line was chained and check chained. The main chainage only was recorded in the notes as the distance between the posts as found on the ground.

The iron posts were not disturbed. The wooden posts were pulled up and replaced in exactly the same position by new six-inch posts, marked the same as in our original survey. The old wooden post was placed alongside and leaning against the new one. Old posts at river banks were found as shown in the notes, were noted but were not replaced. Pits and mounds were made at each mile as in our original survey and aluminum plates placed at mile posts and crossings.

From Mile 129 to 131 M. +40, the line cuts across a very fine strip of timber, which follows the Turgeon River. This timber consists of spruce mainly, up to twenty inches; some very fine jack pine up to twenty inches around 130 M. +40; with some very fine poplar, balsam and birch along the river. The Turgeon River has fine pulpwood and timber all along its banks.

Appendix No. 22

Extract from report and field notes of Township Outlines in the District of Kenora, by Phillips & Benner, O.L.S., 1930.

The lines were well opened up and blazed in the usual manner. As the greater part of the area is covered with a growth of coniferous trees the lines should be easily visible by those engaged in aerial photography.

The lines were measured twice, the first measurement being made with a tape graduated in chains and links and the check measurement was made with a tape graduated in feet and tenths. Though some of the country was particularly rough the measurements checked very well. The measurement in feet will be found noted on each page of the notes either opposite the mile points or triangulation points. In obtaining distances across water areas two triangles were used as instructed. It was necessary to resort to a system of triangles in two cases, the first being on page 4 of the field notes and second being on Cygnet Lake on pages 86, 87 and 88 of the notes.

Wooden posts were planted and marked according to your instructions. In only one case was it necessary to dig pits and erect mounds owing to no rocks being available. Standard iron posts and standard rock posts were used to mark or witness the township corners and the three-mile points. Where iron posts were used pits were dug and mounds erected and where rock posts were used stone mounds in the shape of pyramids were built. In addition to the above-mentioned points, rock posts were planted at four (4) miles and thirty-five (35) chains and twenty-eight and four-tenths (28.4) links north of the northwest angle of the Township of Malachi and at one (1) mile and thirty-four (34) chains and twenty (20) links east of the northwest angle of the Township of Rudd. The markings on all iron posts and rock posts will be found indicated in the notes.

SURVEY LINES

The outlines of the Townships of Rice, Malachi and Pelican were easily picked up.

The point of intersection of the north boundary of the Township of Noyon with the inter-provincial boundary was in a burned area and it was necessary to retrace a portion of this boundary in order to locate the 42nd mile post to which a tie was made. It was also difficult to locate the 24th mile post of the inter-provincial boundary as the country was burned over when that boundary was run and there has been no retracement survey.

Ties were made to many of the mining locations around Lake of the Woods and Shoal Lake and these will be found on several pages of the notes.

A tie was made to a post found on an island in Cygnet Lake. This island is about two miles south of the northeast angle of the Township of Rudd and the post was marked 1 No. 12. We had no advice of a survey in this vicinity and the post may have been planted on some control survey.

Though we had no notes of the lines of the Dominion Lands System of Surveys which were projected into Ontario, we made a careful search for evidence of these lines but were only successful in picking up one tree which was blazed on four sides and marked $\frac{1}{4}$ on each side and which appeared to be one of the quarter section posts of the system. This was found in the first mile east from the southwest angle of the Township of Forge. We do not believe that any of the other lines will be found without a great amount of retracement work as the points where they would intersect our lines have been burned bare since the original line was run.

Ties were made to O.L.S. Kenny's control traverse of Lake of the Woods and Shoal Lake. These were made in Clearwater Bay, Rush Bay (two ties), Echo Bay, Portage Bay and Mountain Bay of Lake of the Woods and in Shoal Lake Narrows and Carl Bay of Shoal Lake.

The survey for the Kenora-Winnipeg Highway was tied in on the east boundary of the Township of Forge.

There was a well blazed line, about thirty years old, paralleling our line south from Portage Bay of Lake of the Woods to about the 13th mile post. No posts were found on this but several ties were made to the line of blazes. We have no record of a line in this vicinity.

GEOLOGY

The area south of the north limits of the Townships of Boys, Forgie, and Ewart has been well covered by geological surveys and mining activities and investigations have been carried on in this area for many years with varying results. In the balance of the area covered no favourable formation and no minerals of economic importance were noticed, the rock being mostly granite or gneiss.

TOPOGRAPHY

In the southern block of Townships (Gundy, Broderick, Gidley, Ewart, Ewart, Forgie and Boys) the country is all very rough and rocky. The Lake of the Woods and Shoal Lake are the main features and these with easy routes into adjoining lakes made an ideal summer resort area. The land though rough is not so hard to travel as there is only a small amount of underbrush.

The Townships of Rudd and Noyon are not so rugged and are easily accessible through the Scot Lakes and Cygnet Lake. There is a large summer colony at Malachi.

There are very few swamp areas in any of the townships and where such are found they are usually well timbered.

CANOE ROUTES, ETC.

Several portages will be found indicated on our plans which were not previously mapped. Many of these are old routes but many new ones were cut out. Most of the routes south of the Canadian Pacific Railway have not been used much in recent years. North of the Canadian National Railway, the routes to the Winnipeg River by the Scot Lakes and by Cygnet Lake seem to be used about equally.

The lakes in the southern part of Gundy Township would appear from previous maps to drain northerly. These outlet in a westerly direction either into Long Pine Lake or West Hawk Lake.

No falls of any consequence were noted. The one at the outlet of North Scot Lake is about thirty-five feet high but the drainage area is rather small.

TIMBER

The timber plan shows the timber areas divided into three age classes. The area shown in green indicates a growth over sixty years old. The area in red indicates second growth timber between thirty and sixty years old. Most of the timber in this class is thirty-five years old with jack pine being the predominant species. The areas shown in brown represent young growth under thirty years old. This area is comparatively small and the reforestation is also principally jack pine.

The areas of merchantable timber (green) the age runs about seventy years for all the southern group of townships. Jack pine predominates to a great extent but there are small areas of spruce. The jack pine has not yet reached maturity and though of fine size for pulpwood it is mostly too small for ties or logs. The growth has been slow owing to the shallowness of the soil.

The Townships of Rudd and Noyon much of the timber large enough for commercial purposes is past maturity and in many places a great part of the timber has been blown down. These are a few areas of good jack pine and spruce remaining.

No forest fires of any consequence were noticed in the area covered by the survey during the period we were in the field.

SOIL

The agricultural possibilities in the southern group of townships are practically negligible. Some good soil was reported in the north part of Gidley Township but this was not investigated. It might be possible to get a few lots along the Kenora-Winnipeg Highway as there is some sandy soil in various portions.

Along the lines run in the Townships of Rudd and Noyon over fifty per cent was land suitable for agriculture and we would recommend a further investigation of these townships with a view to subdividing the same. The soil is a clay loam of a similar nature to that found in the Dryden area.

An interesting item on this survey was the discovery of a type of native cactus. This was found on the shores of Rush Bay of Lake of the Woods. The species does not appear to attain a greater height than three or four inches and is very prickly. No blooms were showing at the times of discovery. On checking up with the botanical division of the Department of Agriculture at Ottawa we found that there was a very old report of cactus in this vicinity but no recent specimens had been taken.

There were few indications of fur-bearing animals. Deer are very numerous while moose appear to be quite scarce. Rabbits and partridge are becoming more plentiful after several seasons in which there have been few to be found.

Appendix No. 23

Extracts from the report of the survey of Township Outlines in the District of Thunder Bay, by Phillips & Benner, O.L.S., in 1931.

In the topography of the country no very prominent elevations appear. The area adjacent to Sturgeon Lake is rough, rocky and broken, but in general to the east and south the land varies from rolling to hilly with small swamps and muskegs in places between the hills and ridges.

Along the first meridian to the south the timber is about thirty-five years old and varies in size from three to ten inches in diameter, with this is mixed some small stands of older and larger timber. Along the first meridian run to the north, on the north side of Sturgeon Lake, the timber has been burned within the last seven or eight years and the only timber of any value at present is some stands of green spruce in the swamps. Along the north base line the greater part of the country has been burned and is now covered with a young growth of poplar, birch, jack pine and spruce mixed with isolated stands of larger mixed timber which has not been burnt, there are also considerable areas of spruce fit for pulpwood in the swamps. South of Fog Lake on the second meridian run, there is mixed timber about thirty-five years old, spruce predominating, and varying in size from four to twelve inches in diameter. Along this line the land is well timbered to a point on the third mile south of Ross' Sixth Base Line, from this point the timber has been burnt to the north side of Seseganaga Lake;

for the remainder of the meridian there is good timber consisting of spruce, birch, jack pine and poplar up to twelve inches in diameter with the exception of two small areas which have been burnt. The south base line east from the second meridian is well timbered throughout its entire length with spruce, jack pine, birch and poplar of commercial size. West from the second meridian, spruce and jack pine predominate mixed with birch and poplar up to ten inches in diameter as far as the lake on the fourth mile; west of this lake, the timber is younger and smaller with a few exceptions as far as the lake in the third mile east of the second meridian; from the west shore of this lake to the district boundary, the timber is mixed and of commercial age but varies considerably in size some of it being twenty inches in diameter and over, while in other places the average diameter would be about three inches. In the whole area the timber is of very dense growth and in many places the trees are of considerable age but small in size and many of the larger trees have passed maturity.

The water routes were found to be particularly good and old portages used and new ones cut will be found indicated on the accompanying plan. A dam at the outlet of Seseganaga Lake appears to hold the water of that lake at the usual spring high water mark, although it is evident that when the dam was in use the water was held about one foot above ordinary high water mark as evidenced by the fringe of dead trees around the shore of this lake.

In the northerly part of this area game life does not appear to be very plentiful. In the southern part moose and deer are fairly plentiful. The beaver appear to have been all exterminated with the exception of one lake where signs of beaver were seen. The partridge is appearing again but outside of those mentioned there are very few signs of animal life.

Appendix No. 24

Extract from report of survey of Township Outlines, District of Cochrane, by H. W. Sutcliffe, Ontario Land Surveyor, 1930.

CHAINAGE

Two chain gangs were used, one using a four-chain tape and the other a two hundred-foot tape. I have shown in my notes the chainages for each mile in both chains and feet. Unquestionably the practice of double chaining on this type of work is the proper one. In all cases over hills and steep slopes the vertical angle was taken and corrections made for the slope.

POSTS AND BEARING TREES

Timber of the most durable type available was used for posts, which in most cases was spruce. The posts were well made and of good size, pointed and care taken to sink them well into the ground. In a few cases, it was possible to obtain stones for mounding purposes, but generally it was necessary to construct pits and mounds.

Effort was made to select the two bearing trees as nearly opposite as possible. Only in a few cases it was not possible to get the second bearing tree within reasonable distance.

BLAZING OF LINES

The blazing was done in prescribed form. The line was also well brushed out, a brush hook being used for this purpose.

TIMBER

The area included within this survey is mostly within the area covered by the Abitibi Power and Paper Company Limited timber limit. The lines marking the west boundaries of the Townships of Heighington, Raven and Freele and the south boundary of Heighington pass through an excellent timber country. My impression was that practically this whole area, to within a short distance of the Lowbush River, is covered with excellent timber, mostly spruce. There has already been considerable timber taken from Dempsay Township.

In the vicinity of the Lowbush River, in places, and east therefrom a very large area has been overrun by fire several years ago. I am informed this old burned area extends for some considerable distance north. The spruce regeneration would seem disappointing, as the young growth consists mostly of poplar, birch and some jack pine. The soil in this area being generally of a lighter character doubtless accounts for this. The east side of Kenning Township which is drained by a branch of the Burntbrush River, is well timbered. It seems to be east of the main burn. The burn extends south about three and one-quarter miles along the line between Case and Challies Townships. The area included within the limits of the rat farm, comprising forty square miles in vicinity of Circle Lake, does not appear to include much valuable timber.

SOIL

The area generally is composed of clay soil suitable for agriculture, but in the burned area east of the Lowbush River the soil is sandy in places with occasional rock outcrops. In the vicinity of the southeast corner of Raven and the southwest corner of Seguin, there is considerable rock showing.

WATER COURSES

There are only two small streams, the Lowbush and the Circle rivers. Both are navigable for canoes, but during the low water period the upper portions of both streams are shallow. The Lowbush has been known and used as a canoe route for many years.

ANIMAL LIFE

Moose are fairly plentiful. There are a few red deer, but very few. Black bears are numerous. Fur animals are not so numerous as it is said they were in years gone by. The apparent absence of squirrels and rabbits, with consequent lack of food for larger animals, may partially account for this scarcity of fur.

Appendix No. 25

Extract from the report of Township Outlines in the District of Cochrane, by H. W. Sutcliffe, 1931.

In compliance with instructions issued under date of April 15th, 1931, by the Surveyor-General, to survey certain township outlines in the District of Cochrane, I proceeded with and carried out same during the months of June and July. I left the James Bay extension of the T. & N.O. Railway at Mileage 115, and proceeded by way of the Abitibi River to the southwest corner of the Township of Dyer on the Beatty & Beatty Base Line run in 1930.

The order in which the various township boundaries were run was in exact conformity with that set out in the instructions, and on the whole very satisfactory connection was made with prior surveys.

TIMBER AND SOIL

The percentage of timber of commercial size in the area traversed by this survey is small. A liberal guess would be ten per cent. Only in the vicinity of streams the timber is of any size in quantity. There are large areas of flat country from which the water does not drain freely, and in those areas the timber is very stunted in growth and size. In some sections, there is much young tamarac which seems to thrive better in the wet land. The timber along the base line north of the Missinaibi River, while still too small for commercial purposes, was, generally speaking, larger than east and west of the Abitibi River. While there appears to be a great amount of muskeg, the depth of muskeg is usually shallow. There does not appear to be the deep muskegs as found farther south. I was informed by the T. & N. O. Railway engineers that the deepest they found north of Coral Rapids was eight feet, and usually the depth was much less. This can be observed along the railway grade, where considerable ditching has been done.

In connection with the ditching of the railway right-of-way, off-take ditches were dug for great distances from the railway, and as this will necessarily drain the land in that locality, it would seem to me a good opportunity of observing if it means anything to the timber growth to drain the land. I am not prepared to say whether or not the chemical condition of the top muck soil is such that drainage would sufficiently aid the timber growth to make it worth while, but the railway ditching seems to me to provide an opportunity of finding this out. In most places, where we dug through the muck, we found a good clay beneath. There is very little rock showing in this area.

MINERALS

A portion of the coal and clay deposits, at present being investigated by the Department of Mines, lie within the area covered by this survey. Gypsum deposits, concerning which you already have information, are also to be seen on the Moose River for some distance below the T. & N. O. Railway bridge. Granite rock shows near the 8-mile post on the east boundary of the Township of Dyer.

WATER POWERS

There is nothing concerning water powers that I can add in addition to data already obtained by your Department, which I understand includes everything on the Abitibi and Missinaibi rivers, excepting a water fall on the Little Cedar River. This falls is about twenty-five chains southwest of the 8-mile post on the east boundary of the Township of Dyer. There is a fall of from thirty to forty feet. Relatively it is small and not much of importance. This falls is over granite rock.

GAME

There were signs of moose and bear, but we saw neither. Large game does not seem to be very plentiful and there does not seem to be much small game either. The area we were in is, for the most part, too wet for game, so that the above remarks should not be necessarily taken as representative of the whole north area. I am told that moose is more plentiful in some sections.

Appendix No. 20

Extract from the report of Township Outlines, District of Nipissing, by R. W. Code, O.L.S., 1930.

In earlier years at which time extensive lumbering operations were carried on, wagon roads were constructed—the principal one being from the Town of Mattawa up to Crest and Beauchene in Quebec Province—opposite the Townships of Eddy and Poitras. From Beauchene, Quebec, through Poitras Township to Temiskaming and from Temiskaming to the McDougal Lake area and to McLaren's Bay these roads have been well made, but through time the macadam and log bridges have deteriorated beyond repair. Owing to the rough country many long curves and bends occur around the hills.

Throughout the course of survey of township outlines, notes were taken as to location of rock or soils or boulder areas, and shown in field notes. The area around McDougal Lake is yellow sand with the broken areas of rock. Good agricultural lands were observed about the three-mile distance on the Clarkson-Poitras line, being of a light clay loam.

Good areas of a heavier clay were observed near the junction of the Little and Big Jocko Rivers in Eddy Township, also sand areas occur near this location. The south boundary of Eddy is principally rock with areas of clay soils with boulders and stone, while the line south between Butler and Antoine Township is rocky with sand and stone boulders, the more sandy areas being near the south end.

The general direction of the flow of water of streams is east toward the Ottawa River. The valleys of the streams are very deep, having long and steep grades from north to south, as will be observed on plan and field notes. The line between the Townships of Wyse and Clarkson is not extremely hilly up to six miles, but a heavy descent from this point to Temiskaming Lake occurs.

The line south along the east limit of Clarkson and Jocko is very rough and hilly as is also the south line of Eddy Township, particularly the east two or three miles; the east limit of Butler Township is quite hilly.

The principal timber, pine, has been removed from practically the whole area except an area in the north part of Eddy Township, north of the junction of the Little and Big Jocko River, at which location lumbering operations are being made this season.

The area along the north line of Clarkson Township is wooded scarcely with spruce and balsam and cedar, while at and east of the northeast corner of Clarkson Township, large black and yellow birch and maples occur. The area from the northeast corner of Clarkson to the southeast is nearly all burned by fire which occurred some six years previous, and a thick young undergrowth of cherry, birch and willow has sprung up, along the east line of Jocko, the usual soft woods balsam, white birch, poplar, spruce and some black and yellow birch occur, while along the south line of Eddy Township and south four miles along the south line of Eddy Township and south four miles along the east boundary of Butler Township, a good stand of hardwood, black and yellow birch, maple, oak and few beech occur, also hemlock and cedar with few other soft woods, south of 4-mile post along east limit of Butler, a second growth soft wood area occurs, except the lower portion which has been badly burned years previous, and re-seeded with cherry, willows and birch. Generally throughout the course of lines run, except the hardwood area at the northeast corner of Butler Township, there is a thick undergrowth of small soft woods. Considerable large hemlock is located in Parkman Township.

It was noted in muskeg areas that young tamarac has commenced growth and trees observed in my opinion from two to ten years old. These locations are very scarce, except for use of the hardwoods the balance of timber of the area may only be used as pulpwood.

PLANS

Accompanying my report is a plan showing lines run on ground on white mounted paper on scale of one mile to one inch. The plan shows the names of townships which the lines complete the boundaries of, together with names of adjoining townships - lines intersected and run by other Ontario Land Surveyors. Topography as noted in field notes on the reduced scale, rivers, lakes, wagon roads, portages, location of posts planted; bearings and distances of lines, together with other necessary information.

There is also a timber map prepared on tracing linen, which shows the above information with the addition of burned area shown with brown India ink and a commercial area of timber, in green. The area of pine timber in Eddy Township previously mentioned in my report is not shown in green as the limits were not known.

Field notes of the township outlines are transcribed in ink and show topography, timbers, soils, location and marking of posts, position and bearing trees and the check foot chainage for the respective miles.

An index page is prepared for township outlines, observations for azimuth are also prepared on forms supplied by your Department, and book of magnetic observation is herewith submitted.

Fish in the inland lakes consist of pike, pickerel, perch, speckled and grey trout and the streams contain brook and speckled trout. Many animals inhabit the area. Moose are quite common. Deer are very thick, bear inhabit principally the burned area and are quite numerous, as are also the wolves; fox are scarce, beaver inhabit certain areas, partridge are very common.

The general formation of rock is red granite. The only minerals observed were iron and copper pyrites, and mica. Several mining claims were noticed to be staked in the Townships of Clarkson and Poitras.

Appendix No. 27

Extract from report of the survey of Township Outlines, District of Cochrane, surveyed by Messrs. Speight & van Nostrand, O.L.S., in 1931.

The line was opened up to give long clear sights for the transit, and the production of the lines was determined by careful reversals of the instrument. Owing to the swampy nature of the ground, it was necessary to set the instrument on posts and to build platforms for the instrument man at all but a few instrument stations. The line was opened out at the river crossings to make it clearly visible from the air. In addition to these crossings, the lines will undoubtedly be readily visible from the air, through the long stretches of muskeg and small timber.

Fifteen magnetic observations were taken during the course of the work, and the results of these observations are forwarded in the Department of the Interior Record Book. In addition, we have shown in the field notes the points where magnetic observations were made, together with the mean reading of the magnetic needle at the point of observation.

The lines were measured by means of a two-chain steel band, and the distance was checked by means of a steel tape two hundred feet in length. As the country was extremely flat, it was necessary to use clinometers at the river crossings, and at one or two other points only.

Posts were made from the most durable wood obtainable. On account of the stunted nature of the timber, we found it impossible, however, in certain sections of the line, to obtain posts of the standard size. The field notes show the actual size of the posts planted. No rock posts were set during the survey, and no rock was available with which to build cairns. As a consequence pits were dug at all posts. Most of the country through which the lines passed, was covered with a very considerable depth of peaty material, and it was not possible to follow the instructions literally, and to give each pit a clear depth of eighteen inches in earth. Two bearing trees were marked for each post, except where the post came at a point where there were no suitable trees within a reasonable distance. Care was taken to insure that the line was well blazed. Muskeg areas were crossed on which there were no trees of sufficient size for blazing, but in general the line is thoroughly marked in this way.

Triangulations were necessary at the crossings of the Missanaibi and Mattagami rivers only. At each crossing two separate triangles were used, and the base was check-chained to guard against error.

GENERAL FEATURES

The townships outlined are situated along the Mattagami and Missanaibi rivers, immediately above their junction, to form the Moose River, and lie in the great coastal plain adjoining James Bay. The land is extremely flat. The two rivers have cut for themselves valleys about sixty feet in depth and the larger tributaries have, in a similar way, cut channels for themselves, corresponding in a general way to the volume of water carried, but elsewhere it is generally impossible to distinguish by the eye any rise or fall in the ground. The Missanaibi and Mattagami rivers are wide, but relatively shallow streams, flowing over beds formed from boulders and gravel originally embedded in the glacial clay.

There is a stream of considerable size, which follows a course about parallel to, and south of, the Missanaibi River. Although we kept a look out for the mouth of this stream when we were returning to the railway, we are not able to say whether it empties into the Missanaibi River, or flows east to empty into the Mattagami River.

Owing to the depth of peat and muskeg over the original surface, it was often only possible to determine the nature of the soil near the streams. An examination of the banks of the rivers shows that the ground is, for the most part, clay, though occasional beds of gravel and sand were seen. A large gravel deposit on the south side of the Moose River, just below the junction of the Mattagami and Missanaibi rivers, is now being used to supply ballast for the T. & N. O. Railway extension.

TIMBER

The timber in these townships is largely confined to the banks of the rivers and creeks. Judging by what was observed on the survey lines, the drainage is slightly better and there is better pulpwood north of the Missanaibi River than between the Missanaibi and Mattagami rivers. On the west boundary of the Township of McCuaig, in particular, the line crossed a succession of small creeks, along the banks of each of which there was a substantial growth of medium sized pulpwood. It is, of course, difficult to speak with assurance of a

large area, from the limited observation given by travelling along a survey line. Immediately west of the Mattagami River our line crossed a belt of spruce pulpwood, about four miles in width. The map sketched by the Department of Forestry from the air, 1922, suggests that this belt extends up and down the river for a considerable distance.

CANOE ROUTES

The junction of the Missanaibi and Mattagami rivers is about ten miles above the T. & N. O. Railway crossing. The water was low this season, and navigation above the junction even with canoes equipped with outboard motors, was interfered with by numerous shallow riffles and beds of boulders. On the Missanaibi River, no actual portage was required, however, except immediately below the crossing of the south boundary of the Township of McCuaig. A good sized stream which had been cut out for canoes, was crossed by our line, on the west boundary of McCuaig, at six miles + forty chains. As this stream was not crossed by the east boundary of the township, it would appear to flow to the north of east, and it probably is one of the tributaries of the Cheepash River.

FISH AND GAME

We came to the conclusion from the examination of the banks of the streams and rivers, that there were very few moose in the country, and very little game of any sort was seen during the summer. The fishermen in the party did not fare well, only a few pickerel being caught during the season.

MINERALS

As we saw no rock during the summer, none of the minerals found farther south may be expected to occur. We saw a minute outcrop of coal, on the Missanaibi River, below the crossing of the south boundary of McCuaig, and coal has been found in the Onakawana River a few miles from our point of commencement.

Appendix No. 28

Extract from report of Base and Meridian Lines, District of Cochrane, surveyed by John T. Ransom, O.L.S., 1931.

TIMBER

The best and most valuable timber exists along the rivers, large creeks and streams. The Onakawana, Abitibi, Little Abitibi, Bad River, Little Cedar Creek and creek flowing into Little Abitibi near the southeast corner of Township of Hobson, all flow in wide deep valleys heavily wooded for considerable distances up to twenty chains and more, back from the tops of valleys with spruce four inches to thirty inches; balsam to twelve inches, poplar to twelve inches and birch to fourteen inches, except that portion of Little Abitibi shown on plan "Brule" where just a fringe remains along the river banks and flats of the green spruce timber.

All small streams and creeks are heavily wooded for five to ten chains back with dense spruce up to eight and ten inches and scattered birch, balsam, poplar and cedar to eighteen inches.

Generally away from the streams the timber is smaller, ranging about four to six inches. However, except in a comparatively few areas of light spruce, muskegs as shown on plan, the township lines cut pass through dense spruce bush to six inches of good average size and of good commercial value.

The timber appears to be more consistently heavier in quantity and size in the Township of Lewers and Ganong on account of the higher and drier nature of the country.

All the rivers mentioned would supply excellent logging facilities.

WATER POWER AND RIVERS

The rivers crossed in the course of the survey were the Onakawana River, Abitibi River and Little Abitibi River, Bad River and Little Cedar Creek. The Onakawana, Abitibi, Little Abitibi, are well-known rivers and were navigable except under extremely low water conditions. They are fast running rivers flowing in deep ravines and water power could be developed in a number of places.

The Bad River and Little Cedar Creek are not navigable except in high water. They are fast running rivers with occasional water falls of ten to fifteen feet sheer drop.

All the foregoing rivers have stony or rocky river beds and stony clay banks. The cut banks along rivers are of gravelly clay.

MINERALS

No minerals or mineral ore were seen. The only rock seen was in the form of red granite rock ridges and in almost every case totally covered with deep moss and thick bush.

All townships surveyed are comparatively flat except the Township of Lewers and Ganong. These townships are considerably higher and consist of low rocky hills covered with dense spruce, jack pine, birch and poplar.

SOIL

The country surveyed is mostly muskeg and fairly low, flat and wet. The subsoil is a good clay loam, but the country needs drainage very badly. The muskegs do not seem to get drainage to the rivers, although the rivers generally flow in deep ravines from 50 to 150 feet in depth.

The Townships of Lewers and Ganong are higher and consist of sand and rocky low ridges with heavy timber. The rock is mostly very near the surface and just covered with deep moss. There is generally good black loam soil along all rivers and streams. The subsoil is generally grey clay. Most all river cut banks show gray clay surfaces.

CLIMATE

The climate is excellent. Apparently, the summer is about the same as Toronto, except that the evenings are a little cooler. No summer frosts occurred during June, July, August and September, up to the 15th, the close of the survey.

It was noticeable that heavy clouds blew up suddenly and often from the northwest, but did not cause rain unless wind changed rapidly to south or east in which case rain fell.

GAME

Rivers and streams abound with fish. In large rivers there are plenty of Sturgeon, pike and pickerel. In almost every small stream there is plenty of good size trout.

Moose and bear are very plentiful and fur-bearing animals, muskrats, beaver, otter, marten and fisher, although previously trapped out, are increasing rapidly and still provide good returns to the diligent trapper. Very few traces of deer were seen.

Appendix No. 29

Extracts from Report of Survey Base and Meridian Lines, in the District of Cochrane, by Speight & van Nostrand, O.L.S., 1930.

Upon the completion of the work, the party running north returned to Little Abitibi Lake by the Floodwood River, while the major part of the south party returned to the lake by the La France River. Canoes were not available to carry all the party with their equipment, and most of the men walked out to the railway, along our base line. The heavier part of the camp and survey equipment was taken down the Lowbush River to the Canadian National Railways. Owing to rather exceptionally low water in the river, over four days were required for this trip, in spite of the fact that the canoes were only very moderately loaded, and the overland party reached the railway two days ahead of those travelling by water.

Cutting line was completed on the 10th of August, and the last of the party reached Cochrane on the 15th of August.

The direction of the line was checked by twenty-two observations on Polaris. The season was very cloudy, and there were a great many nights when it was impossible to see the star. Although it was attempted to obtain an observation every clear night, unless the previous observation was less than two miles away, a succession of cloudy nights sometimes interfered. The first observation taken for the purpose of commencing the work was not recorded in the regular field book, and we regret to say that the record has been mislaid or lost. All observations consist of at least two sets of readings, and the calculations have been entered on the forms supplied. The convergence per township was computed from the tables published by the Department of the Interior, and carefully laid off at the township corners by repetition of the angles.

All the base line and the meridian lines north of the base line, were run with a Bausch and Lomb $5\frac{1}{2}$ -inch transit. The meridian lines south of the base line were run with a 5-inch Watt instrument. The compasses of both these instruments were tested at Ottawa prior to going into the field.

The line opened up to give long clear sights for the transit, and the production was carefully determined by reversals of the instrument. In the vicinity of lakes, and on the tops of hills, the line was opened out to make it clearly visible from the air. The most easterly meridian and parts of the other lines were through comparatively young timber, and we believe that much of the line will be visible from the air for long stretches, regardless of the special openings.

Eighteen magnetic observations were taken during the course of the work, and the results of these observations are forwarded in the Department of the Interior record book. In addition, we have shown in the field notes the points

where magnetic observations were made, together with the mean reading of the magnetic needle at the point of observation.

The lines were chained twice, first with a steel band two chains in length, graduated in links, then with a steel band two hundred feet in length, graduated in feet. Where the ground was hilly or broken, clinometers were used to determine the slopes, and the horizontal distances were deduced from the measured angles. On the base line, two separate chain parties were maintained, and one pair of chainers measured the distance in chains and links, while the other pair obtained the distance in feet. On the meridian lines the distances were first obtained in chains and then measured in feet by the same men. An examination of the returns shows that with two separate parties, the average difference in measurement per mile was 0.55 feet, while the average difference was 0.46 feet when the same men made both measurements. The differences were, of course, sometimes in one direction, and sometimes in the other, and we find that the mean of the check measurements works out to 5,280.09 feet between mile posts.

Posts were made from the most durable wood obtainable; they were at least six inches square and were carefully hewn, carved and planted. Rock was available for cairn building at only a small percentage of the posts, and it was generally necessary to dig pits.

Except where it was found impossible to do so on account of swamp or water, standard iron posts were planted at the end of each third mile, and pits were dug as set out in the general instructions relating to such posts. Where it was found impossible to plant the iron posts at the mile points, witness posts were planted on the nearest suitable ground, and were appropriately marked. Very little rock was encountered, and but one rock post was planted during the season.

Care was taken to insure that the line was well blazed. On the most easterly meridian, some burnt areas were crossed, on which there were no trees of sufficient size for blazing, but in general the line is thoroughly marked in this way.

GENERAL FEATURES

With the exception of the extreme easterly and westerly portions, the townships outlined are drained by tributaries of the Little Abitibi River. To the south lie the Abitibi Hills, and the south end of each of the meridians run showed the influence of the more broken lands in that direction.

The easterly meridian crossed a succession of sand ridges, and so far as we could tell, these extended for some distance to the eastward. About two and a half miles east of the Township of Bragg, we have indicated on our plan two hills. These are very prominent land marks, and they can be seen for miles in all directions.

Speaking generally, the townships consist of gently rolling or level clay land, much of it possessing good agricultural possibilities. No extensive muskegs were encountered, nor did we find any but very local outcrops of rock.

CANOE ROUTES, ETC.

The territory in which our work lay, though relatively close to the railroads, is not as readily reached by water as many parts of Northern Ontario. We have indicated the route used to get to Little Abitibi Lake. With high water the Floodwood River could be used to reach the easterly part of the work. The stream was travelled by our party between Little Abitibi Lake and the

east boundary of the Township of McQuibban, but the water was low, and numerous shallow flat rapids were encountered.

So far as we could learn, Little Abitibi Lake is seldom approached from the north.

TIMBER

The lines west of Little Abitibi Lake in particular passed through much first class pulpwood. The pulpwood limits of the Abitibi Pulp and Paper Company extend over this area, and surveys have been made by them for a proposed extension of their logging railway north from Stimson on the Canadian National Railways. The location line was crossed at 21 M. and 64 chains east of Niven's meridian, near the proposed crossing of the Little Abitibi River.

East of Little Abitibi Lake we found extensive burnt areas, and in consequence less valuable timber exists.

Very little jack pine was seen, and the only typical jack pine ridge crossed was in the last mile of the east boundary of the Township of Bragg. The trees were young growth only, following a fire.

WATER POWERS

The townships outlined lie very close to the height of land, and no important water powers exist. Harris, Pierre, Williston and Little Abitibi Lakes will be available as storage basins when power is developed from the waters of the Little Abitibi River, either through a proposed diversion of the Abitibi River at New Post, or on the Little Abitibi River itself.

GAME AND FISH

The party which brought in our supplies caught some fine speckled trout in the upper reaches of the Low Bush River.

We did not find any lake trout, but caught pike and pickerel in a number of the lakes, while Little Abitibi Lake seems well stocked with white fish.

Beaver are now very scarce, new signs being noted at only three or four points. Signs of moose were not very plentiful except along the Floodwood River, where the animals are apparently fairly numerous. No deer were seen.

Appendix No. 30

Extract from O.L.S., E. L. Moore's report of survey of Base and Meridian Lines in the District of Cochrane, 1931.

Canoe routes through this country are very scarce, but I was fortunate in finding one, namely, the Cheepash River, which was of great advantage to me for getting my supplies in. This stream has an average width of about two hundred feet. It is for the most part shallow with a strong current and a great many short rapids but a remarkable feature of it is that in the entire distance that I travelled on it, which I estimated to be about seventy miles, it was not necessary to make a single portage. This, however, could not be said of it in very low water. I was told there is a point farther up this stream where there is a portage about a mile long into the Missinaibi River. I attempted to make the return trip this way but the stream became so shallow that I abandoned the idea and returned by way of the Moose River.

I am thankful to say that I had only one man who met with an accident by cutting himself and this happened in the early part of the work where it was not too difficult to get him out.

Swamp is the predominant feature of the whole area covered. Along the nine miles of Niven's meridian included in this survey, typical muskeg prevail but north of the Moose River I would not call the country generally muskeg but rather very swampy clay land covered with from one to six feet of black muck. This, however, does not apply to the west boundary of Dunsmore Township where again the country is chiefly muskeg with marked ridges of sand or gravel all running in a northeasterly and southwesterly direction.

It is rather remarkable that in the whole ninety miles covered by this survey the line did not cross a single lake, rock, ridge nor a hill except for the ravines of streams.

There are numerous creeks throughout the country and with very few exceptions they have good currents.

Owing to the flatness of the land and the blanket of moss and decayed vegetable matter which covers it, the natural run off of the water is very slow and consequently back from the streams the timber which consists of spruce and tamarac is small though in most cases fairly thick. Along the streams including the smallest, however, timber of good size and quality is plentiful and consists of spruce, poplar, balm of gilead with a few balsam and cedar. The tamarac in this section of the country was not so seriously affected by the blight which killed so much of this timber throughout the country about thirty-two years ago.

I have much faith in the future of large sections of this country. The land consisting of black muck and clay is fertile and where drainage is afforded it is very productive, and I can see no reason why large areas could not be drained as the streams have plenty of fall. When I reached the Cheepash River on the 4th of July, its banks were strewn with wild flowers, consisting of tiger lilies, roses and many other varieties with which I am not familiar. Wild fruits consisting of strawberries, raspberries, black and red currants and gooseberries also grow abundantly in the few places where the ground is exposed to the sunlight. One of the finest patches of wild raspberries I ever saw was encountered in the eighth mile of the west boundary of the Township of Brain. The fact that there is frost in the ground until late in the season and in some places apparently does not come out at all is not due to a lack of heat to melt it but to the almost perfect insulation afforded by the moss. In spite of the frozen ground there was no frost at nights while I was there and the long days were extremely hot.

Black flies and mosquitoes are naturally bad in a swampy country such as this but the worst pest is the moose fly which very much resembles a honey bee in size and appearance. Fortunately, they disappeared about the middle of July. Another handicap to be contended with was the lack of dry ground to camp on. Night after night it was necessary to build the beds up out of the water with poles.

No mineral was discovered on this survey, but on the way out I passed through the large gypsum deposit on the Cheepash River and again on the Moose River. I anticipated that the line would cross this deposit and no doubt it did but the gypsum did not appear on the surface.

Game is not plentiful, in fact, during the first half of the survey scarcely any sign of game was seen. West of the Cheepash River, however, moose were fairly numerous. A few partridge were seen but they were not numerous, owing

in a large measure, I believe, to the presence of many owls and hawks. A few pike and pickerel were caught in the Cheepash River.

Appendix No. 31

Extract from report of survey, Seventh Base Line and Meridian Line, District of Cochrane, by Messrs. Beatty & Beatty, O.L.S., 1930.

We proceeded from Pembroke on May 25th, via the Canadian National Railways to Pagwa River Station, about sixty miles west of Hearst. We met our canoes, which had been sent in with our supplies to where the line was to be resumed this season. We went down the Pagwa River to the Kenogami or English River and continued down it to the English River Post and then went up the Ridge River about thirty-five miles to where our supplies had been left at the end of the line. The route in all, was about 100 miles and was made without any portages, taking three days to go in.

We produced the base line from the witness post planted by us last season, marked 63M W.P. 3E. and at 125 miles plus 70.622 chains, we intersected the west boundary of the Township of Mahony, which we ran north from line by O.L.S. Sutcliffe, 1925, from the south side of the Missinaibi River, intersecting at eight miles plus 75.756 chains. We continued the base line east and at 143 miles plus 50.59 chains, we intersected the west boundary of the Township of Rapley, which we ran north from 59-mile post planted by O.L.S. Speight & van Nostrand in 1911, intersecting at 62 miles plus 74.59 chains. We continued the base line east and at 152 miles plus 48.269 chains we intersected the east boundary of the Township of Rapley as run by O.L.S. Speight & van Nostrand, 1911, intersecting 4.796 chains south of 9-mile post planted by them. We continued the base line east to 187 miles plus 62.35 chains, where we intersected meridian by O.L.S. Niven, 1898, and retraced this summer, intersecting 1.931 chains south of 261-mile post.

SOIL

For the portion of the line run this season up to mile 175, the soil is clay or clay loam. This is covered with moss varying in thickness from one foot to two feet in depth, except in the muskegs, where we were unable to determine its depth. This portion of the country is nearly level. From mile 175 east to the end of the line at Ontario Land Surveyor Niven's Meridian, the soil is sand and gravel ridges and occasional rocky hills.

The country along the west boundary of Mahony was broken with ravines at the numerous small creeks. This condition was also found just east of the Missanaibi River miles 138 to 140.

We encountered occasional frosts during the summer. There was ice in the swamps in the heavy spruce all summer.

TIMBER

From the start of this season's work to mile 112 the country is mostly spruce and tamarac muskegs, broken with short stretches of black spruce swamps. The largest of these being at miles 65 to 67, miles 77 to 78 and miles 79 to 80. There are also borders of spruce from three to ten inches in diameter along the

creeks and rivers and around some of the larger lakes, indicating that wherever there is any drainage, the timber is much larger in size. From miles 112 to 117½, also from miles 119 to 122 and from mile 122½ to mile 125, there are a series of spruce and cedar swamps, broken by tamarac swamps. The spruce varies in size from three to ten inches and the cedar is stunted and averages about ten to twelve inches. Along the west boundary of the Township of Mahony and along the base line from mile 125 to mile 140, the country has been burnt over. There are occasional patches of spruce, two to eight inches, that escaped the fire. Small spruce is growing up in the burnt muskegs and poplar to six inches along the banks of the creeks and rivers. In the ravines along the numerous creeks, there are scattered patches of white spruce and poplar six to eighteen inches that have escaped the fires. Along the west boundary of the Township of Rapley and along the base line from mile 140 to mile 153, at the east boundary of Rapley, the country is low and wet and the timber is small and stunted, mostly tamarac to four inches. From mile 153 to mile 155, there is a cedar and spruce swamp, trees are from three to twelve inches in diameter. At mile 158, the line runs into brule from the fires along the Mattagami River. Between the Mattagami and Abitibi rivers are muskegs of spruce and tamarac, parts of which have been burned over. From the Abitibi River east to mile 187, the country is mostly covered with muskegs of spruce and tamarac. There are borders of spruce and poplar, six to sixteen inches, along the banks of the numerous creeks. There is also some fair sized spruce and jack pine on the high rocky hills rising out of the muskegs. From mile 175, east, there is jack pine, six to sixteen inches, along the creeks. Fire has followed the banks of creek, near mile 187, since the meridian was run by O.L.S. Niven. It was noted that a thick growth of young tamarac to two inches has grown up in the muskegs replacing the old growth that had been killed since the east boundary of the Township of Rapley was run in 1911.

There were no fires in the immediate district this season.

MINERALS

There were no indications of minerals in this district.

STREAMS AND LAKES

The line crossed several small lakes between miles 93 to 110. The country here is low and flat and the lakes were shallow with soft bottoms and marshy or swampy shores. The Ridge River, which touched the line at mile 63, followed to the south of the line, from Ridge Lake, which is about two miles south of mile 89. This lake is about one mile east and west, and about three-quarters of a mile north and south. The Rabbit River which crossed the line near 132 miles is about eighty feet wide, and from the Indians we learned this river is navigable for about fifty miles in high water. The Missinaibi, Mattagami and Abitibi rivers were also crossed. These rivers have been traversed and a full report has been made on them. The French River was crossed near our 186 mile post. When we crossed it was very shallow, but indications are that it is navigable in the high water in the spring. It is shallow and has numerous stretches of small rapids.

CANOE ROUTES

As mentioned before we used the Pagwa, English and Ridge rivers to our starting point. We were able to use the Ridge River east from our start, up to

Ridge Lake by making several trips and lightening our canoes. From mile 74, we moved camp along the line and brought supplies from Ridge River into the line once a week. From Ridge Lake, where we left our freight canoes, we cut a trail northeast and brought the balance of our supplies and a small canoe into the line and moved everything along it. When we got to mile 110, we sent seven men back to Ridge Lake, where they took the canoes back to Pagwa River Station, following out the route we had used coming in. We shipped our canoes to Mattice, where we brought supplies down the Missinaibi River to the west boundary of the Township of Mahony. As this was late in the season, and the water was low, we had to send one canoe back from the end of the Long Rapids for the balance of our supplies. We moved camp south from mile 126 on the base line and brought enough supplies along the west boundary of Mahony as we ran it north to take us across to where our base line crossed the Missinaibi River. From the river, we made a trail southeast along the creek which crossed our line near mile 140 and took sufficient supplies to take us across to near the Mattagami River. When we had gotten to mile 150, we sent men back to take our canoes down the Missinaibi and up the Mattagami to where our line would cross. We then brought sufficient supplies down the new branch of the Temiskaming and Northern Ontario Railway, from Coral Rapids, to complete the line. We brought part of these over on a trail, which we made to the Mattagami River, and after getting the line across it, we moved our canoes over to the railroad. We crossed the Abitibi River near where the Little Abitibi River joins it. From the Abitibi east, we carried a small canoe to be used when crossing lakes and at the French River. When we arrived at the French River it was nearly dry, but evidences are that it could no doubt be used in the early spring flood. No doubt O.L.S. Niven used this for moving his supplies when he ran his meridian and made a full report on it. After completing the line to be run this season, we walked back to the railroad and boarded a ballast train for Coral Rapids. From here we took the Temiskaming and Northern Ontario Railway to Cochrane and disbanded our party.

The building of the railroads in recent years has altered the canoe routes a great deal. The branch line to Smoky Falls on the Mattagami had made it the main route to Moose factory, and now the production of the new line north from Cochrane will alter everything.

GAME

There is very little game in the country. Outside of the members of our party who were bringing supplies along the larger river, only one man saw a moose during the season. No caribou were seen at all. There were no signs of fresh beaver work seen.

Speckled trout abound in all the small creeks. We caught several in the creeks to the east of Abitibi. The Onakawana River is supposed to have excellent fishing in it.

We sent in our canoes with the supplies as soon as the weather conditions were favourable and took our party in as soon as they could return for us. In this way we were able to get in about ten days before the flies started. We had a lot of cloudy weather and showers nearly every day or night all season. We had very hot weather and terrific thunder storms and several hail storms. The last two weeks of August was wonderful weather. We had a larger party this year than usual and this enabled us to make better time by being able to keep the camp up when we had light cutting. We had our heaviest cutting during

the first three weeks of July when we were taking our canoes around and bringing our supplies in.

We did not see any Indian encampments other than English River Post, which was reported on last year. We saw signs of trappers along the principal creeks and rivers.

Appendix No. 32

Extract from the report, Retracing O.L.S. Niven's 1898 Meridian from Mile Post 198 to Mile Post 288, District of Cochrane, by E. L. Moore, O.L.S., 1930.

I left North Bay on the 3rd of July with most of my party, all of whom were experienced men, and arrived in Cochrane that night, where I engaged two more men and continued the journey the next day to Mileage 29.6 on the Temiskaming and Northern Ontario Railway north of Cochrane, at which point the railway crosses the Jawbone Creek. Fortunately this creek was swollen due to heavy rains of a few days previous, and with considerable difficulty I made my way in relays up this creek with four canoes and all my supplies for the entire trip to a point a short distance east of the meridian that I was to retrace and about three miles south of my starting point, where the creek became useless as a canoe route. From here the route was by way of portages and small lakes to a lake about a mile east of the 200th mile on the meridian and while camped on this lake the survey proper was commenced from the 198th mile post. The main party of the survey usually moved and camped along the line while the heavy supplies and canoes were taken down a creek, the outlet of this lake to the Little Abitibi River, a route which I would not recommend to anyone except in extreme high water. From the Little Abitibi River the canoes and supplies were portaged into Haultain Lake; thence down the Bad River, the outlet of Haultain Lake, a few miles to a portage route into the French River in the 225th mile of the line; thence into this river which was followed to its last crossing of the line in the 268th mile where the party was finally equipped for the last lap of the survey which was without canoe route. After a few days on the line from this point, four of the packers were sent back to take the canoes down the French River to the Moose River, up the Moose River to the Abitibi, and up the Abitibi River to the point where the survey was completed, both parties reaching this point at almost the same time. The return trip was commenced the following day up the Abitibi River to Blacksmith Rapids, where the extension of the said railway was built about a quarter of a mile west of the river. The extension however, was not open for public service, but I was able to get a construction train as far as Coral Rapids where there was a regular service south and I arrived in North Bay on September 7th.

The travelling through this country was very difficult and the load of supplies particularly during the first part of the trip, was necessarily heavy. The streams are all shallow, swift and stony. The French River which crosses the line four times between 225th and 268th miles is from one hundred to two hundred feet in width, but for the most part is so stony and shallow in low water that it is almost unnavigable with a canoe and it was necessary for the men to wade and pull the canoes through much of it. The Abitibi and Moose Rivers are also very shallow and stony and without a guide who knows the channels travelling on them is treacherous, but I was thankful to have three men with me who were quite at home on these rivers.

Early in the survey I was obliged to bring two men out, one who cut himself quite seriously and another who was poisoned from fly-bites, and apart from these, I am glad to report there were no serious accidents.

From the point of commencement of the survey for about forty miles the country passed through consists of areas of good clay land and areas of muskeg, probably fifty per cent. of each. Along the streams where there is good drainage the land is quite fertile. I was surprised at the varieties of wild fruits that were found among which were strawberries, raspberries, blue berries, red currants like cultivated ones, gooseberries and cherries, and at New Post on the Abitibi River near the end of July, I saw a very fine garden out of which among other things new potatoes were being used, and I cannot help but feel that this country has a good future for agricultural purposes. It is true that under present conditions most of it is too wet due to the close texture of the soil, but it could be drained without much difficulty as all the streams have a good fall and the whole area while apparently level has a gradual slope to the north. The last fifty miles of the line traverses an area in which muskeg is the predominant feature with strips of clay land from five to twenty chains in width along the streams. The 252nd mile of the line passes through a rough, rocky piece of country and this kind of country could be seen again from the 267th mile, and I am of the opinion that a large area of such country lies east of the line. Again the 276th and 277th miles of the line passes through an area that is not common to the country generally, here the soil is of a coarse sand filled with small shells and under laid with a bed of gypsum which shows in many places on the surface. In this area there is a peculiar formation of the ground, round holes are everywhere, some of them twenty or thirty feet deep. In this area and for several miles north the water tastes strong of sulphur.

Spruce is the predominant timber throughout but poplar, balm of gilead and white birch appears as far north as the work took me. The only jack pine of commercial size was in the 276th and 277th miles and again in the 279th mile. Cedar is very scarce. Most of the tamarac in this part of the country as is general in Northern Ontario was killed by a blight which swept over the country about thirty years ago and much of the dry timber is still standing, however, a second growth of this timber is making good progress in many places. Fire has swept over much of the country as can best be seen hatched in brown on the plans which accompany this report. The timber of commercial size usually along streams and the large areas of muskeg are wooded only with a scrubby growth of spruce or tamarac not generally over five inches in diameter.

The only mineral encountered was the gypsum deposit in the 276th and 277th miles. Rock outcrops were not numerous and any that were seen were of a granite-gneiss formation.

No water powers of any size were seen but the French River has such a large general fall and in places high banks, that I have no doubt small units could be developed.

Game is not plentiful, there were some moose and bear throughout the whole area covered. Occasional signs of red deer were seen and a few flocks of partridge and prairie chickens were also seen. Beaver which once inhabited so many of the lakes and streams are now extinct. Signs of otter were seen in a few of the lakes. Fish do not seem to be plentiful in any of the streams, a few nice pickerel were caught in the Little Abitibi.

In all respects I have endeavoured to make this survey in close conformity with your instructions. I was able to locate and renew all of the original posts, many of which were in exceptionally good condition while others were almost

obliterated. Some difficulty was experienced in getting good material for posts and in many cases spruce was the only wood available but if better material could at all be found it was always used. As well as renewing all the original posts, I have planted five rock posts, one on each of the available sites. A five-chain tape was used for all general chaining and two hundred-foot tape used for check chaining. The line was run with a standard Cooke transit of the D.L.S. pattern, with which Polaris could be observed two or three hours before dark.

Appendix No. 33

Extracts from report and field notes of the survey of the Seventh Base Line, District of Cochrane, by Beatty & Beatty, O.L.S., 1931.

SOIL

From Niven's Meridian east to the Nettogami River the soil is sand and gravel ridges with occasional granite ridges and hills. From mile 16 east to mile 40 the soil is mostly sandy with a little clay mixed with it. From mile 40 east to the boundary it is mostly sandy clay with some boulders on some of the ridges. Granite outcrops again appear at the Lowakamistik River and there are occasional low outcrops of granite from this point east.

The first ten miles east of Niven's Meridian are broken and then the country flattens out being generally undulating with low ridges running north and south. The country is well drained by the numerous creeks and rivers. The muskegs are much drier and firmer than those crossed last year and we did not encounter ice in the swamps and heavy bush late in the summer. We had the usual summer frosts.

TIMBER

In general the country is covered with muskegs and low ridges of spruce from three to ten inches in diameter. As a rule these ridges are at numerous creeks and rivers or where there is any drainage. Between miles 1 and 2, between miles 3 and 5 and from the Yesterday River east to mile 10 there are some good patches of spruce and jack pine. From mile 19 to 24, the 26th mile and from mile 29 to 31 the timber is mostly spruce three to eight inches with narrow ridges of spruce three to ten inches. This has been classed as merchantable timber although quite a bit of it is scattered, yet there are patches that would yield about fifty cords of pulpwood to the acre. At mile 56 and from mile 59 to 61 there is some fair spruce three to eight inches with scattered poplar six to ten inches. These strips are not as good as those to the west, but are the only good sections crossed.

Between miles 12 and 18 the higher country was overrun by fire eight or nine years ago. The dead trees are still standing, there is a good growth of young jack pine and spruce coming up. This same fire followed the French River and the Yesterday River to the south of our line. It also crossed the line at mile 39 but here it was only patchy and was mostly to the north of our line.

From the Ahtick River east to mile 65, we found evidence that the country had been burned over about 100 years ago. On the ridges in this section there is a fair growth of pulpwood in places.

As mentioned before the muskegs are firm and dry with scrub spruce to four inches. There are very few tamarac muskegs and we found very little swamp birch in the muskegs.

There were no fires in the immediate district this season. We saw smoke on our way out to the south of Agaskagou Lake to the west of Kesagami Lake.

MINERALS

There were no indication of minerals in this district

STREAMS AND LAKES

Our line did not cross any lakes. There were a few small ponds or soft places in the muskegs where the water accumulates in the spring, but these were very small and not numerous.

The largest lake in this district is Kesagami Lake. The northwest bay of this lake was about fifty chains south of our 37 mile post. This lake has already been fairly accurately sketched in on the maps already issued. It is a very large lake and owing to its shape and the absence of islands it is often very rough and difficult to cross. The shores are very low and the surrounding country is flat. There are several stretches of sandy beaches on the shores. The shores are covered with spruce and white birch from three to eight inches in diameter.

There are several fair sized lakes to the east and west of Kesagami Lake. These have also been sketched on the present published maps.

Our line crossed the Yesterday River in the 7th mile, also a fair sized stream which flows into it at the 12th mile. We crossed the Nettogami River with our 16th mile and two branches of the Kiasko or Gull River at our 24th and 27th miles. We crossed the Partridge River with our 35th mile and our 44th mile post is on an island in the Kesagami River. Our 49th mile crossed the Kaskiskastic River and our 55th mile the Ahtick River. We crossed the Lowakamistick River with our 58th mile. These last three rivers all flow into the Kesagami River. Our 67th mile crossed a fair sized river which was used by O.L.S. King this summer to take his supplies into work on the inter-provincial boundary and he would no doubt report on it. Besides these rivers mentioned we crossed numerous smaller rivers and creeks. Where our line crossed, these were all swift and shallow.

CANOE ROUTES

As mentioned before, we used the French, Yesterday and Nettogami Rivers to place supplies along our line. All these rivers are swift and get very shallow during the summer. The Yesterday River is used by trappers in the early spring and late fall. The Nettogami is the main route used and we found the portages well cut out. At present it is only used by trappers but formerly the Indians used it when they went to Kesagami Lake in the summer to fish.

The Nettogami is swift and shallow throughout and there are numerous portages. The first portage, about nine miles up from the mouth, is short, being a lift over, at a short falls; about fifteen miles above this is the Ashegan Portage which avoids a series of chutes and rapids. This portage is about thirty chains long on the east bank. About one mile above this is the Axetandle portage, about twenty chains long, on the west side, which avoids a series of rapids. About one mile above this is a falls of thirty feet passed by a portage of ten chains on the west side. A mile above this is a falls of fifteen feet, passed by a portage on the east side. One half mile above this is a portage of sixty chains on the east side which avoids a rapids about one mile long with an estimated fall of 110 feet. Our Indians told us that this rapids may be run or poled up in very low water. At the north end of this portage there are some

Indian graves. About one mile above this there is a falls of six feet with a portage of two chains on the east side. Our line crossed the river about ten chains above or south of this portage. About twenty chains above our line there is a portage of ten chains on the west side. About seven miles above this there is a winter trail on the east side about six miles long which avoids a crooked winding stretch of the river with numerous rapids. This trail comes back to the river at what is called Nettogami Lake. It is probably a lake in the early spring but in summer is only a part of the river that winds through a flat stretch of country with low willow banks for about five miles. Above this there is a short lift over here at a falls of four feet. About four miles above this is Fox Rapids, where a short portage of two chains is necessary. About five miles above this is Island Portage, about two chains long. From this point south to Agaskagon Lake, about seven miles, the river is swift but there are no rapids where portages have been made.

There is a portage of about a mile and a half between Agaskagon and Kesagami Lakes.

On the Kesagami River between the lake and our line there were no portages and the river, though swift is easily navigable. We learned that below our line the river is very swift and shallow and is never used by the Indians. They prefer to go east over a series of lakes and portages from Kesagami Lake to the Lowakamistick River and use it to go north to the lower part of Kesagami River and on to Hannah Bay. The Kaskiskastic and Altick Rivers are used only in high water by trappers. These are shallow and swift rivers.

WATER POWERS

There are several falls on all the principal streams where they go over the escarpment to the costal plain below. Some of these are from twenty to thirty feet high. Owing to the small volume at low water in any of these rivers it is doubtful if any of these powers would warrant development.

There is a fall of about thirty-five feet made up by two short falls and a rapids between them at the junction of French River and the river from the southeast, which we used going to our starting point. This is about five miles north of the base line. There might be a possibility of creating sufficient storage on these two streams to insure a sufficient flow to develop a small power at this point.

GAME

There is very little game in the country. Our packers saw several moose and bears along the Nettogami River and we saw signs of bears on the line. No caribou were seen at all. The only signs of fresh beaver work were seen along the French River. While we were taking in supplies in the spring the Indians told us they were having good success at hunting muskrats.

Speckled trout abound in all the streams excepting in the Kesagami and Lowakamistick Rivers. These fish vary in size up to one and one-half pounds.

There are white fish and pike in Kesagami Lake. There are also pike in the other lakes to the east and west of Kesagami.

We went in as early as possible to enable us to get the benefit of the high water in the French and Nettogami Rivers to put in our supplies. Owing to the swiftness and shallowness of these rivers we had great difficulty. These

streams could not have been used late this season by loaded canoes. The water in the Nettogami River dropped over ten inches in the first two weeks of July. We had a lot of rain on our way out but this did not seem to help water conditions any. It took us eight days by canoe from the Kesagami River to where the railroad extension crosses the Moose River. We had to wade the rivers the greater part of the way.

We had a very hot week the latter part of June and the early part of July, but otherwise the weather was good.

We did not see any permanent Indian camps. The whole of the country is trapped over but apparently they use tents all the time and move about a great deal.

Appendix No. 34

Extract from report and field notes of the survey of North Shore of Lake Superior, District of Thunder Bay, J. S. Dobie, O.L.S., 1930.

The portion of the mainland surveyed extends from the south boundary of the Township of Lyon to George Point on the east shore of Black Bay, from which point a tie was made across Black Bay to the southeast corner of Lot 6, concession II, Township of Sibley. All the islands adjacent to the above mentioned portion of the mainland were traversed as well as St. Ignace, Simpson, Salter and other smaller islands adjacent thereto.

As instructed all islands were marked in such a manner as to be easily identified. In the case of islands which are named on the charts issued by the Department of Marine and Fisheries or other official maps, the names were retained, and a post was planted on the island with the name inscribed on it with a scribing iron. Islands not named on the charts were given a designating number for each island preceded by the initials J.D. The numbered islands start at J.D. 1802, and continue consecutively to J.D. 2037, and each one has a substantial wooden post with the initials J.D. and the proper number carved on it. Every post is surrounded by a substantial mound of stones.

Every mining claim corner located was marked by a substantial wooden post in a good mound of stones. In some cases there were already iron posts at these corners, and at several others, where iron posts had not been placed originally, iron bars were placed alongside the wooden posts and similarly marked. All of these posts are shown on the plans submitted herewith.

Standard metal posts were planted at a few strategic points on the survey and the position of these is also marked on the plans.

Many of these old mining claims were difficult to find and of some no trace could be found. All mining claim corners located and re-posted are shown in their proper position on the accompanying plans.

Generally speaking the country included within the limits of the survey is high and rugged. This applies to the mainland as well as to the islands. As one approaches the southwest end of the Black Bay peninsula, however, low stony shores are very much in evidence and there are not nearly so many of the bold precipitous rocks which are so prominent in the sections nearer Nipigon Straits. Much of the shore line on the south side of St. Ignace, Simpson and many of the other islands is composed of an amygdaloid rock which has been greatly eroded by the action of the waves. This amygdaloid is intruded in numerous places by dikes and sills of diabase, some vertical and others inclined

at various angles. This diabase is very highly resistant to erosion and the result is that the incessant pounding of the waves has worn the rocks into all sorts of fantastic shapes, many of which are extremely beautiful. Several natural tunnels were observed and other odd forms are quite plentiful.

St. Ignace Island is the largest island surveyed and as a matter of fact it is the largest island in Lake Superior in Canadian territory. It is nearly sixteen miles long and is over seven miles wide.

It is high and rugged with many hills rising to a height of over five hundred feet and in one place the elevation is over twelve hundred feet above Lake Superior. On the north side, however, there are long stretches of flat stony shore but only a short distance back are rocky hills rising several hundred feet above the lake. There are several small lakes on St. Ignace Island where speckled trout are said to be plentiful and some small streams on this island also contain trout. St. Ignace Island and the other islands in the vicinity are very popular with tourists and a number of camping parties were met during the season.

One noticeable feature of the shore line is that there are very few sand beaches. There are numerous stretches of gravel beach, the gravel being separated into layers of different sizes by the action of the waves. Many of these beaches have been staked as gravel claims, and from these, particularly at Paradise Island, large quantities of gravel have been removed and taken to Port Arthur and Fort William for construction purposes.

From a scenic standpoint the whole territory, both islands and mainland is extremely beautiful. The ever recurring contrasts between the bold precipitous rocks with the smooth gravel beaches are very attractive to the lover of natural beauty. While Lake Superior is subject at times to savage storms when the lake becomes so rough that small boats cannot live on its surface, there are numerous harbours for small craft and nearly all of the islands afford attractive camping places.

Lumbering operations have been carried on extensively all along the shore and on most of the larger islands, and much of the best timber suitable for pulpwood has been removed. The beauty of the landscape as seen from the lake does not appear to have suffered to any great extent however, as the thick mantle of smaller timber still remains. The piles of brush, etc., which one encounters on landing in many places does not add to the attractiveness of the country, however. Several areas have suffered from fires in recent years however, such as on Edward Island, on the east side of Sturgeon Bay and on the west side of Nipigon Straits. Some of the larger islands have been burned over in the past and are now covered with a healthy growth of young trees.

During the latter part of June and early in July red trout of large size are easily caught with a troll on the reefs outside the islands, and speckled trout of large size, locally known as "coasters" are to be caught at all seasons in many of the channels between the islands and along the talus heaps at the foot of the rougher shores.

Moose and caribou were often seen in the vicinity of St. Ignace and Simpson Islands and occasionally in other places.

The magnetic variation generally ranges from one degree east to two degrees west, but there is a considerable range as there is much local attraction in many places.

Complete plans have been prepared showing all the essential information obtained during the survey. These plans are on a scale of 20 chains to 1 inch as instructed and complete tracings of the plans are submitted herewith. These tracings are in two sheets one showing all islands and the mainland between

Nipigon Straits and Point Porphyry including the westerly part of St. Ignace Island, and the other showing the remainder of St. Ignace Island, Simpson and Salter Islands and other smaller islands adjacent.

Appendix No. 35

Extract from report of survey of Townships of Joynt and Langworthy, District of Thunder Bay, by Roy S. Kirkup, O.L.S., 1930.

The Township of Joynt was outlined in 1925 by Lang and Ross, the lines of which were found to be well opened out, with very little underbrush, except on the north boundary. On the north boundary it was necessary to spend several days cleaning out the underbrush, on account of the second growth and in order to obtain good chainage. Lac des Mille Lacs intrudes into the south-east corner of this Township, cutting out the greater parts of Lots 1, 2 and 3 in the First Concession. The Canadian Pacific Railway traverses the Township in a north-westerly direction, also cutting out a considerable acreage in the Township. Adjacent to the southerly limit of the Canadian Pacific Railway, what appears to be a right of way for a road has been cut out, and this is shown wherever we crossed it in the field notes. I presume that this would be a link in the trans-Canada highway scheme.

We then proceeded to lay out the south half of the Township of Langworthy, and in due course this was accomplished. Several small lakes were encountered throughout both townships and notes of the traverses of the same will be found accompanying this report. Two Cooke transits were used throughout the survey, and two tapes, one five chains and one two chains. We found the five chain tape to work out very well when check chaining, on account of the nature of the ground, which was fairly level throughout. Chainages on hills were reduced to the horizontal by the Abney Clinometer. The base lines, of course, were double chained, in accordance with your instructions. Observations were taken before starting the survey and throughout the progress of the survey, and these will be found tabulated with this report.

Iron posts, pits and mounds were placed at the points indicated on the plan accompanying the instructions with one or two exceptions, i.e., when we hit an iron post or within a short distance of where one was planted on the boundary lines.

We had some little difficulty at times to locate the post on the East Boundary of Upsala, and as instructed we deducted the width of the concessions at that end by our ties to posts. These chainages do not agree by a considerable distance in some instances with what our chainages produced would be. However, I have shown them in brackets on the plan and used these distances in the calculation of acreage on these lots.

SOIL

The first three concessions of Joynt Township are low lying, and except for an occasional ridge, do not promise to be of much importance agriculturally. Concessions four to six in the greater part are suitable for agricultural purposes, the ridges being covered with a light loam. The valleys have a moss covered clay soil.

Practically all of Langworthy Township is suitable for agricultural purposes, the soil being the same as that of the northern portion of Joynt.

The more remunerative crops of this district are hay, clover seed, and potatoes. Some excellent crops of hay were observed on Upsala farms.

TIMBER

The southerly portion of Joynt has a very heavy stand of spruce of a suitable size for pulpwood. The north-eastern portion has some considerable stands of poplar and birch suitable for lumber, also several stands of spruce of pulpwood size. The greater part of Langworthy Township has been burned over years ago, and partially reburnt by the fires this summer. The only heavy stand of spruce is along the northern boundary of the third concession. The hills which have not been burnt over in most cases have a stand of jack pine, and in all the swamps are found scattered balsam and dry tamarac.

GEOLOGY

There are very few rock exposures in either townships, but those observed were found to be of Dioritic Granite. Some of the glacial boulders in the western part of Langworthy Township were as large as fifteen feet in diameter.

STREAMS AND LAKES

Lac des Mille Lacs and Little Jackfish are the only lakes of any account. There are several other small lakes throughout the townships. The Little Savanne River, McKay's Creek and Spruce Creek all drain into Lac des Mille Lacs, and are the only creeks of mentionable size. Owing to the dry season, the lakes were at a very low level, and numerous small creeks were dried up.

GAME


Bear, moose and deer were plentiful. Several colonies of beaver were noticed on some of the small lakes. Lac des Mille Lacs and Little Jackfish Lake yielded good catches of pike and pickerel.

During the course of the survey, several prospective settlers visited the party and were anxious to ascertain when the townships would be thrown open for settlement, so that it would seem that no difficulty would be had in this regard. The survey having been completed the party returned to town on the 8th day of August.

Enclosed herewith, together with my report, is a plan on mounted linen of the Townships of Joynt and Langworthy, timber plan showing the resources in timber, field notes, observations, chain bearers' oaths, etc., and my account in triplicate, all of which I trust will be found correct.

REPORT
OF THE
MINISTER OF LANDS AND FORESTS
ONTARIO
1931

PART III — FORESTRY BRANCH



Courtesy Dept. National Defence

BEAR ISLAND TOWER

Appendix No. 36

I—FOREST FIRE PROTECTION

(1) *Legislation*

No changes were made in the Forest Fires Prevention Act, 1930.

On the 21st day of July an Order-in-Council was approved placing under "Travel Permit" Concessions 7, 8, 9 and 10 in the Township of Richards.

(2) *Organization and Personnel*

On January 1st the death occurred of James H. McDonald, Superintendent of Algonquin Park, who also acted as District Forester in charge of the Algonquin Inspectorate.

On August 18th John V. Stewart, District Forester at Fort Frances, together with P. A. Hutton, A. J. Runciman and C. V. Greer of the Air Service, were killed in an aircraft crash near Fort Frances.

To the families of these men the Forestry Branch extends its deepest sympathy.

On June 1st the District Forester at Sault Ste. Marie was transferred to Algonquin Park as Park Superintendent. He also took over the duties of the District Forester in charge of the Algonquin Inspectorate.

On the same date the Assistant District Forester at Sudbury was transferred to Sault Ste. Marie as District Forester at that point.

On June 16th an additional Forest Assistant was appointed for each of the Kenora and Sudbury Inspectorates.

The Forest Assistant in the Hudson Inspectorate was transferred to Sudbury on August 1st.

No appointment has yet been made to fill the vacancy in the position of District Forester at Fort Frances.

The total field supervisory staff for the eleven inspectorates was as shown in the following table and consisted of eleven District Foresters, thirteen Forest Assistants, one Forest Supervisor, nine Fire Inspectors, one Assistant Fire Inspector, thirty-three Chief Fire Rangers and one hundred and twenty-five Deputy Chief Fire Rangers. The Forest Supervisor at Macdiarmid, the Fire Inspectors at Armstrong, Port Arthur, Elk Lake, Gogama and Biscotasing and the Assistant Fire Inspector at Longlac also acted as Chief Fire Rangers.

There was direct supervision of one Chief or Deputy Chief Ranger to an average of every seven rangers.

ORGANIZATION AND PERSONNEL

Inspectorate	Area (acres)	Headquarters	Supervisory Staff	Chief Ranger Districts	Headquarters
Hudson...	26,000,000	Sioux Lookout	1—District Forester 1—Forest Assistant 1—Fire Inspector 1—Fire Inspector and Chief Ranger 2—Chief Rangers 12—Deputy Chief Rangers	Red Lake Sioux Lookout Armstrong	Goose Island Sioux Lookout Armstrong
Kenora...	14,000,000	Kenora...	2—District Foresters 2—Forest Assistants 3—Chief Rangers 10—Deputy Chief Rangers	Kenora Minaki Rainy River	Kenora Minaki Fort Frances
Port Arthur	11,500,000	Port Arthur	1—District Forester 1—Forest Assistant 1—Forest Supervisor and Chief Ranger 1—Fire Inspector and Chief Ranger 13—Deputy Chief Rangers	Thunder Bay Nipigon	Port Arthur Macdiarmid
Oba	26,000,000	Kapuskasing	1—District Forester 1—Forest Assistant 2—Fire Inspectors 1—Assistant Fire Inspector and Chief Ranger 5—Chief Rangers 18—Deputy Chief Rangers	Nakina Longlac Oba Hearst Kapuskasing Franz	Nakina Longlac Oba Hearst Kapuskasing Franz
Cochrane	12,000,000	Cochrane.	1—Fire Inspector 4—Chief Rangers 15—Deputy Chief Rangers	Cochrane Abitibi Timmins Swastika	Cochrane Stimson Timmins Swastika
North Bay	5,100,000	North Bay	1—District Forester 1—Forest Assistant 1—Fire Inspector and Chief Ranger 3—Chief Rangers 11—Deputy Chief Rangers	Temagami North Temagami East Latchford North Bay	Elk Lake Temagami Latchford North Bay
Sudbury	12,600,000	Sudbury..	1—District Forester 2—Forest Assistants 2—Fire Inspectors and Chief Rangers 6—Chief Rangers 21—Deputy Chief Rangers	Foleyet West Foleyet East Mississagi West Mississagi East Webbwood Temagami West Sudbury North Sudbury South	Foleyet Gogama Chapleau Biscotasing Espanola Mattagami Post Skead Sudbury
Sault Ste. Marie..	7,400,000	Sault Ste. Marie..	1—District Forester 1—Forest Assistant 3—Chief Rangers 11—Deputy Chief Rangers	A.C.R. Blind River Mississagi South	Sand Lake Blind River Ranger Lake
Georgian Bay...	3,700,000	Parry Sound..	1—District Forester 2—Forest Assistants 3—Chief Rangers 6—Deputy Chief Rangers	Georgian Bay W. Georgian Bay E. Georgian Bay S.	Parry Sound Powassan Coboconk
Algonquin	3,500,000	Pembroke	1—District Forester 1—Forest Assistant 2—Chief Rangers 4—Deputy Chief Rangers	Algonquin North Algonquin South	Pembroke Brule Lake
Trent	3,200,000	Tweed	1—District Forester 1—Forest Assistant 2—Chief Rangers 4—Deputy Chief Rangers	Trent Madawaska	Bancroft Dacre

Total area, 125,000,000 acres.

The average daily force, including the Chief and Deputy Chief Rangers, was as follows: April, 222; May, 851; June, 1,153; July, 1,214; August, 1,206; September, 815; October, 244. The largest number of men on duty at any one time, including Chief and Deputy Chief Rangers, was 1,221.

NUMBER OF MEN ON DUTY INCLUDING CHIEF AND DEPUTY CHIEF RANGERS

	1931	1930	1929	1928	1927	1926	1925
April 1st.....	121	104	77	49	44	19	24
April 15th.....	191	189	139	98	159	42	62
May 1st.....	471	454	454	293	361	168	360
May 15th.....	878	880	683	628	675	549	648
June 1st.....	1,112	1,111	981	992	958	896	822
June 15th.....	1,164	1,173	1,066	1,026	1,040	966	842
July 1st.....	1,195	1,216	1,090	1,071	1,046	982	847
July 15th.....	1,210	1,235	1,085	1,080	1,062	992	848
August 1st.....	1,212	1,205	1,072	1,068	1,051	987	845
August 15th.....	1,207	1,208	1,081	1,055	1,019	983	841
September 1st.....	1,114	1,184	1,083	988	926	918	835
September 15th.....	901	1,136	987	778	865	798	806
October 1st.....	332	477	407	242	240	257	245
October 15th.....	244	288	245	131	120	129	82
October 31st.....	196	179	154	93	57	44

(3) *Expenditures*

The total expenditure for the year was \$2,147,923.49, less \$60,000.00 transferred to a charge against Forest Ranging to cover air operations in connection with that work, leaving the actual charge against Forest Fire Protection at \$2,087,923.49. The amount of fire tax collected for the year was \$304,843.76.

While this total amount of over two million dollars is classified as an expenditure for forest protection it must be remembered that quite a considerable proportion is not spent for forest protection at all but for the protection of lives and private property in the various settlements throughout the Fire Districts.

Considered as insurance on our forest resources, which are valued at \$578,250,000 the expenditure is at the rate of 0.36 per cent.

Consideration should also be given to the value of protection to Crown lands for recreational purposes, watersheds upon which power development is dependent, and fish, game and fur, the latter items now having an annual value of 93 million dollars.

The table of expenditures shows a steady rise in pay roll but there has not been a corresponding increase in the number of men on duty, in fact the highest number on the staff at any one time was less in 1931 than in 1930, and both were less than 1923. The increased pay roll is accounted for by the increased number of higher paid and better personnel and the necessity of maintaining an ever-increasing winter staff.

There have been large expenditures on improvements and equipment in order to bring the detection and suppression facilities along as rapidly as possible. This policy seems to be amply justified by the results obtained.

The matter of expenditures resolves itself into the question as to whether a reasonable degree of protection is desired or not. If it is, then we must be prepared to spend at the very least one and three-quarter million dollars annually. This is at the rate of 1.4 cents per acre over an area of 125 million acres.

CLASSIFICATION OF EXPENDITURES

Item	1931	1930	1929	1928	1927	1926	1925
Pay roll.....	\$1,066,960 89	\$962,860 47	\$925,173 08	\$786,600 74	780,527 29	\$664,260 69	\$615,811 09
Equipment.....	217,532 08	412,135 88	168,367 55	137,070 76	109,496 05	108,387 12	134,692 18
Improvements.....	104,725 01	118,059 30	82,180 13	76,496 09	63,333 45	19,097 63	225,723 85
Extra fire-fighting.....	351,054 59	364,240 16	183,210 35	21,028 90	43,509 13	34,728 85	67,023 32
Express, postage, etc.....	30,681 77	25,951 38	21,619 43	16,866 97	20,951 71	30,105 86	39,472 70
Gasoline and oil.....	111,924 18	167,091 41	129,738 04	51,797 50	72,295 61	67,720 04	26,924 17
Maintenance.....	189,790 06	170,819 55	159,764 39	112,716 04	89,888 11	95,931 36	98,520 56
Travel.....	73,760 57	50,244 53	53,097 39	58,259 25	39,494 42	29,065 24	33,649 18
Rent.....	10,607 81	8,732 79	8,194 05	6,748 25	7,226 40	5,920 17	7,528 62
Miscellany.....	4,193 41	1,779 10	2,669 46	4,192 22	13,273 84	17,327 48	11,964 07
Expenditure refunds.....	2,161,230 37
Totals.....	*\$2,147,923 49	*\$2,281,914 57	*\$1,734,013 87	*\$1,271,776 72	*\$1,239,996 01	*\$1,072,544 44	*\$1,261,309 24

*Of this total \$80,000.00 was transferred in 1925, 1926 and 1927, \$60,000.00 in 1928, 1929 and 1931 and \$70,000.00 in 1930 to a charge against Forest Ranging to cover air operations in connection with that work.

(4) *Fires*

The 1931 fire season was the third in succession with abnormal conditions. Precipitation from January 1st to September 30th was below normal and the mean temperature during the fire season was above normal. These conditions together with the results of two preceding dry years created an extremely dangerous situation. Many previously reliable canoe routes had to be abandoned because of low water and fires burned in the ground to such an extent that it was almost impossible to state that they were definitely extinguished. The number of dry electric storms was exceptionally high. One great redeeming feature however was the comparatively few days of high winds.

In so far as temperature and precipitation are concerned the seasons of 1923 and 1931 were very similar. The official weather records show that the mean temperature during the fire season was higher in 1931 than in 1923 and the precipitation for most of the Fire Districts about equal.

A comparison of the area burned in each of the two years, years with almost identical conditions, 1931 being if anything more dangerous, shows a total of 2,120,148 acres in 1923 and 138,287 acres in 1931. There were 1,343 fires reported in 1923 and 1,851 in 1931. The area under protection in 1931 was larger by some 20 million acres.

Of the total number of fires 92 per cent. were held to areas of 100 acres or less. Two fires got beyond an area of 10,000 acres burning some 14,000 acres each.

Of 1,851 fires a total of 878 were confined to private land and burned 20.2 per cent. of the total area.

CLASSIFICATION OF AREA BURNED OVER
BY MONTH

Inspectorate	*November (1930)		April		May		June		July		August		September		October		Totals	
	Acres	Per cent.	Acres	Per cent.	Acres	Per cent.	Acres	Per cent.	Acres	Per cent.	Acres	Per cent.	Acres	Per cent.	Acres	Per cent.	Acres	Per cent.
Hudson	44	0.9	221	4.7	14	0.3	4,402	93.0	221	4.7	14	0.3	1	...	39	0.8	4,736	0.8
Kenora	288	2.6	3,279	29.8	6,140	55.9	163	1.5	3,279	29.8	337	3.1	771	7.0	14	0.1	10,997	0.1
Port Arthur	1,937	7.1	4,174	15.1	9,096	32.9	23	0.1	4,174	15.1	11,860	42.9	532	1.9	27,622	...
Oba	3	...	4,892	16.1	246	0.8	24,059	79.4	4,892	16.1	1,115	3.7	5	30,320	...
Cochrane	504	6.2	1,358	16.7	1,264	15.5	504	6.2	4,990	61.3	25	0.3	8,141	...
North Bay	50	2.0	143	5.9	1,743	11.3	16	0.7	143	5.9	465	19.0	27	1.1	2,444	...
Sudbury	134	1.4	4,577	48.0	1,127	11.8	2,475	26.0	4,577	48.0	1,203	12.6	14	0.2	9,532	...
Sault Ste. Marie	427	1.8	352	1.5	788	3.2	19,348	79.5	352	1.5	3,373	13.9	33	0.1	24,323	...
Georgian Bay	14	0.3	17	0.4	649	15.8	6	0.2	17	0.4	1,965	47.8	1,451	35.3	4,116	...
Algonquin	1,436	12.9	5,057	45.3	2,615	23.4	10	0.1	5,057	45.3	261	2.3	1,782	16.0	11,161	...
Trent	2,685	54.8	73	1.5	512	10.5	112	2.3	73	1.5	228	4.6	238	4.8	4,901	...
Totals	2,704	1.9	23,289	16.8	24,289	17.6	51,878	37.5	23,289	16.8	25,811	18.7	4,879	3.5	77	0.1	138,287	0.1

*Report covers period from November 1st, 1930 to October 31st, 1931.

CLASSIFICATION OF AREA BURNED OVER
BY ORIGIN

Inspectorate	Settlers		Campers		Railways		Lightning		Logging Operations		Smokers		Road Construction		Incendiary		Miscellaneous		Unknown		Totals	
	Acres	Per cent	Acres	Per cent	Acres	Per cent	Acres	Per cent	Acres	Per cent	Acres	Per cent	Acres	Per cent	Acres	Per cent	Acres	Per cent	Acres	Per cent	Acres	Per cent
Hudson.....	41	0.9	4,137	87.4	2	...	523	11.1	6	0.1	...	35	0.3	...	25	0.5	2	...	4,736	...
Kenora.....	745	6.8	5,500	50.0	689	6.3	3,915	35.6	3	640	2.3	...	1	74	0.7	10,997	...
Port Arthur.....	4,759	17.3	15,368	55.6	88	0.3	1,827	6.6	...	1,754	6.3	3,074	11.2	...	112	0.4	27,622	...
Oba.....	352	1.2	281	0.9	4	...	28,499	94.0	69	0.2	305	1.0	17	0.1	...	4	789	2.6	30,320	...
Cochrane.....	1,727	21.2	1,034	12.7	207	2.5	663	8.1	480	5.9	570	7.0	12	0.2	266	3.3	3,182	39.1	8,141	...
North Bay.....	428	17.5	771	31.6	125	5.1	932	38.1	98	4.0	27	1.1	...	63	2.6	2,444	...
Sudbury.....	444	4.7	776	8.1	37	0.4	6,980	73.2	2	...	1,023	10.7	15	0.2	199	2.1	45	0.5	11	0.1	9,532	...
Sault Ste. Marie.....	176	0.7	1,636	6.7	3	...	21,468	88.3	644	2.7	25	0.1	370	1.5	1	...	24,323	...
Georgian Bay.....	362	8.8	463	11.2	12	0.3	14	0.3	1	...	1,574	38.3	2	0.1	207	5.0	719	17.5	756	18.5	4,110	...
Algonquin.....	76	0.7	492	4.4	13	0.1	6,568	58.8	677	6.1	3,320	29.8	1	...	14	0.1	11,161	...
Trent.....	417	8.5	3,008	61.4	5	0.1	131	2.7	9	0.2	144	2.9	62	1.3	884	18.0	18	0.4	223	4.5	4,901	...
Totals.....	9,527	6.9	33,466	24.3	1,060	0.8	70,050	50.6	1,679	1.2	6,705	4.9	1,366	0.9	5,027	3.6	4,180	3.0	5,227	3.8	138,287	...

CLASSIFICATION OF FOREST AREAS BURNED OVER

Inspectorate	Number of fires	Timber land, mainly coniferous, i.e., softwood	Timber land, mainly hardwood	Cut-over land, some softwood left	Cut-over land, some hardwood left	Young growth, mainly coniferous	Young growth, mainly hardwood	Barren land	Grass land	Totals (acres)
Hudson.....	47	743	1	25	2	104	60	3,763	38	4,736
Kenora.....	171	704	4	3,621	39	1,920	603	3,660	446	10,997
Port Arthur.....	227	784	393	6,498	877	9,138	2,745	5,223	1,964	27,622
Oba.....	101	18,603	930	983	4	826	1,419	7,286	269	30,320
Cochrane.....	170	246	11	2,181	30	251	25	4,914	483	8,141
North Bay.....	108	98	73	986	81	201	211	619	175	2,444
Sudbury.....	313	2,916	2,254	147	941	313	2,491	470	9,532
Sault Ste. Marie.....	170	18,590	668	220	213	1,394	788	1,265	1,185	24,323
Georgian Bay.....	142	13	9	228	139	244	1,606	1,398	473	4,110
Algonquin.....	129	182	1	1,352	1,373	90	1,296	6,809	58	11,161
Trent.....	273	32	5	239	111	1,145	2,339	791	239	4,901
Totals.....	1,851	42,911	2,095	18,587	3,016	16,254	11,405	38,219	5,800	138,287
Totals 1930.....	1,402	383,246	16,337	63,104	6,177	74,902	25,688	135,868	6,487	711,809
" 1929.....	1,550	114,026	912	109,315	5,261	177,464	8,085	205,302	5,278	625,643
" 1928.....	536	37,220	21	6,530	634	29,758	1,101	24,024	1,095	100,383
" 1927.....	924	831	119	4,202	974	4,294	2,041	18,061	5,220	35,742
" 1926.....	1,110	10,266	2,468	12,866	9,378	17,583	11,303	19,262	5,248	88,374
" 1925.....	1,149	4,634	5,555	13,555	21,588	22,391	34,164	68,414	19,242	189,543

CLASSIFICATION OF LAND BURNED OVER

INSPECTORATE	Fires burning on one class of land only				Fires burning on both Crown and private land						Totals				
	Crown land		Private land		Originating on Crown land			Originating on private land							
	No. of fires	Area in acres	Per cent.	No. of fires	Area in acres	Per cent.	No. of fires	Area in acres	Per cent.	No. of fires		Area in acres	Per cent.		
Hudson	38	4,669	98.6	9	67	1.4							47	4,736	
Kenora	110	9,646	87.7	60	1,349	12.3							171	10,997	
Port Arthur	77	10,999	39.9	146	15,075	54.7							227	27,022	
Oba	65	29,089	96.0	34	455	1.5							101	30,320	
Cochrane	67	1,641	20.1	95	4,452	54.7	1	770	2.5	5			170	8,141	
North Bay	51	1,698	69.5	55	686	28.1	3	48	0.6	80	1.0		108	2,444	
Sudbury	157	8,040	84.4	155	1,491	15.6							313	9,532	
SaultSte. Marie	57	21,795	89.7	110	2,263	9.3	1	15	0.1	10			170	24,323	
Georgian Bay	62	1,868	45.4	75	427	10.4	2	511	12.4	212	5.2	3	142	4,110	
Algonquin	99	8,731	78.3	24	426	3.8	1	115	1.0	90	0.8	5	129	11,161	
Trent	152	2,922	59.6	115	1,209	24.7	3	360	7.3	155	3.2	3	273	4,901	
Totals	935	101,098	73.1	878	27,900	20.2	11	1,819	1.3	552	0.4	27	2,949	1,851	138,287

MEANS OF FIRE DETECTION

INSPECTORATE	CHIEF RANGER DISTRICT	TOTAL FIRES	AIR SERVICE		TOWERS		RANGERS		PUBLIC	
			Number	Per cent.	Number	Per cent.	Number	Per cent.	Number	Per cent.
Hudson.....	Red Lake.....	9	6	66.7	1	11.1	2	22.2
	Stoux Lookout.....	25	8	32.0	2	8.0	4	16.0	11	44.0
	Armstrong.....	13	3	23.1	3	23.1	2	15.4	5	38.4
Kenora.....	Kenora.....	47	17	36.2	5	10.6	7	14.9	18	38.3
	Minaki.....	82	30	36.6	23	28.9	11	17.1	15	18.3
	Rainy River.....	18	6	33.3	6	33.3	2	11.1	4	22.3
		71	29	40.9	16	22.5	1	1.4	25	35.2
Port Arthur.....	Thunder Bay.....	171	65	38.0	45	26.3	17	10.0	44	25.7
	Nipigon.....	210	69	32.8	35	16.7	60	28.6	46	21.9
		17	9	52.9	1	5.9	2	11.8	5	29.4
Oba.....		227	78	34.3	36	15.9	62	27.3	51	22.5
	Nakina.....	7	4	57.1	2	28.6	1	14.3
	Longlac.....	16	7	43.8	8	50.0	1	6.2
	Oba.....	22	1	4.6	7	31.8	3	13.6	11	50.0
	Franz.....	18	6	33.3	3	16.7	1	5.6	8	44.4
	Hearst.....	18	4	22.2	8	44.5	6	33.3
	Kapuskasing.....	20	5	25.0	4	20.0	3	15.0	8	40.0
Cochrane.....		101	23	22.8	28	27.7	16	15.8	34	33.7
	Cochrane.....	95	3	3.2	44	46.3	48	50.5
	Abitibi.....	7	3	42.9	4	57.1
	Timmins.....	16	1	6.2	12	75.0	3	18.8
	Swastika.....	52	8	15.4	30	57.7	14	26.9
	170	15	8.8	90	52.9	65	38.3	

North Bay.....	15	3	20.0	6	40.0	3	20.0	3	20.0
Temagami North.....	10	3	30.0	3	30.0	4	40.0
Temagami East.....	64	1	1.6	32	50.0	20	31.2	11	17.2
North Bay.....	19	1	5.2	9	47.4	6	31.6	3	15.8
Latchford.....	108	5	4.6	50	46.3	32	29.6	21	19.5
Sudbury.....	15	1	6.7	6	40.0	5	33.3	3	20.0
Foleyet West.....	17	3	17.6	8	47.1	2	11.8	4	23.5
Foleyet East.....	13	7	53.8	3	23.1	3	23.1
Temagami West.....	24	8	33.3	6	25.0	10	41.7
Sudbury North.....	167	33	19.8	75	44.9	23	13.8	36	21.5
Sudbury South.....	41	3	7.3	20	48.8	5	12.2	13	31.7
Webbwood.....	12	9	75.0	2	16.7	1	8.3
Mississagi East.....	24	10	41.7	3	12.5	3	12.5	8	33.3
Mississagi West.....	313	59	18.9	129	41.2	47	15.0	78	24.9
Sault Ste. Marie.....	81	30	37.1	12	14.8	12	14.8	27	33.3
A.C.R.....	68	8	11.8	12	17.6	17	25.0	31	45.6
Blind River.....	21	6	28.6	10	47.6	3	14.3	2	9.5
Mississagi South.....	170	44	25.9	34	20.0	32	18.8	60	35.3
Georgian Bay.....	90	1	1.1	37	41.1	15	16.7	37	41.1
Georgian Bay West..	50	27	54.0	15	30.0	8	16.0
Georgian Bay East..	2	2	100.0
Georgian Bay South..	142	1	0.7	64	45.1	32	22.5	45	31.7
Algonquin.....	37	2	5.4	20	54.1	6	16.2	9	24.3
Algonquin North.....	92	3	3.3	42	45.6	21	22.8	26	28.3
Trent.....	129	5	3.9	62	48.1	27	20.9	35	27.1
Trent.....	163	110	67.5	24	14.7	29	17.8
Madawaska.....	110	53	48.2	19	17.3	38	34.5
Totals.....	273	163	59.7	43	15.8	67	24.5
Totals.....	1,851	297	16.0	631	34.1	405	21.9	518	28.0

(5) *Permits*

The total number of burning permits issued during the season was 27,031 for an area of 81,952 acres. Although the season was warm and dry every encouragement was given to the settlers to burn, as conditions in most districts were ideal for land clearing. Only in very dry weather can a burn be secured which appears satisfactory to the settler.

The large number of uncontrolled fires on private land was not directly attributable to the liberal issuance of burning permits but rather to deliberate incendiaryism for the purpose of creating employment and burning without the necessary permit and therefore without proper control.

STATEMENT OF PERMITS ISSUED

DISTRICT	Number of Permits						
	1931	1930	1929	1928	1927	1926	1925
Red Lake.....	107	111	63	129	24	31}	99
Sioux Lookout.....	115	66	78	40	103	26}	
Armstrong.....	98	10	13	5	28
Kenora.....	863	606	769	611}	497	179	3
Minaki.....	108	66	55	44}			
Rainy River.....	121	40	40	29	61	31	19
Thunder Bay.....	1,763	395	293	333	433	264	235
Nipigon.....	37	3	4	10
Nakina.....	13	2	7	42	37	51	95
Hearst.....	2,845	1,173	1,074	1,501	1,264	1,804	1,656
Longlac.....	8	2	4	2
Oba.....	56	24	15	24	34	29	11
Franz.....	10	13	9	6	14	5	10
Kapuskasing.....	3,824	2,113	1,903	2,274	1,245	1,022}	1,187
Smoky Falls.....	16	84	76}	
Cochrane.....	4,723	2,755	2,078	2,637	2,871	2,506	2,485
Abitibi.....	3	8	20	5	65	157
Swastika.....	3,105	1,915	1,664	1,236	1,482	1,603	1,515
Timmins.....	1,836	1,093	1,241	1,034	1,173	1,407	1,212
New Liskeard.....	836	637
A.C.R.....	132	93	95	51	72	97	82
Blind River.....	387	250	191	134	293	164	126
Mississagi South.....	2	3
Foley West.....	141	74	43	43	59	58	3
Foley East.....	167	170	199	185	163	175	169
Mississagi West.....	50	48	55	22	77	67	20
Mississagi East.....	84	64	6	12	26	18	12
Webbwood.....	435	225	222	169	322	183	162
Sudbury North.....	185	129	12	15	18	16	36
Sudbury South.....	1,669	962	854	540	766	580	411
Temagami West.....	37	18	27	12	11	14	19
Temagami North.....	1,367	924	988	51	765	294	253
Temagami East.....	20	17}	277	139	223	395	174
Latchford.....	249	18}					
North Bay.....	1,091	731	914	724	829	971	691
Georgain Bay West.....	288	93	105	111	87	83	100
Georgian Bay East.....	295	224	165	155	162	207	159
Algonquin North.....	35	41	50	29	45	14	33
Algonquin South.....	173	122	106	105	73	103	84
Trent.....	217	172	150	77	57	31}	106
Madawaska.....	374	327	235	181	172	59}	
Totals.....	27,031	15,094	14,038	13,611	13,593	13,466	11,962

STATEMENT OF PERMITS ISSUED

DISTRICT	Acreage covered by Permits						
	1931	1930	1929	1928	1927	1926	1925
Red Lake	572	1,786	29	109	56	15	416
Sioux Lookout	757	375	570	85	189	63	
Armstrong	412		4	18			
Kenora	2,124	1,738	2,170	1,671	3,123	442	
Minaki	17	22	18	5			
Rainy River	344	90	403	378	1,162	2,144	174
Thunder Bay	7,068	2,201	1,137	7,777	2,428	993	1,029
Nipigon	93		15	2	110		
Nakina	7		3	18	19	35	28
Hearst	13,591	4,805	4,898	7,119	3,358	3,435	3,721
Longlac	2						
Oba	109	25	7	7	7	28	1
Franz	1						1
Kapuskasing	10,894	6,437	7,443	13,807	5,085	4,106	4,222
Smoky Falls			22		72	205	
Cochrane	12,407	8,735	6,414	16,901	5,577	5,623	4,462
Abitibi	1	39	19		4	213	426
Swastika	11,351	8,411	7,554	5,031	3,251	4,884	5,211
Timmins	5,795	5,669	6,801	2,222	1,812	2,354	2,064
New Liskeard						2,039	2,154
A.C.R.	466	603	184	1,121	269	408	1,257
Blind River	1,422	690	380	130	1,199	1,041	1,119
Mississagi South				1	27		
Foleyet West	205	19	23	29	1,370	1,008	25
Foleyet East	252	61	65	87	2,280	1,613	3,152
Mississagi West	77	83	331	310	2,373	2,208	2,555
Mississagi East	19	27	9	26	2,984	2,843	4,741
Webbwood	1,964	915	648	449	7,565	4,125	2,768
Sudbury North	664	339	13	14	556	137	293
Sudbury South	3,387	1,670	2,184	941	5,105	2,089	1,957
Temagami West	523	5	34	3	7	27	6
Temagami North	2,087	1,692	1,228	1,272	1,412	319	1,197
Temagami East	11	1					
Latchford	535	9	579	217	514	458	819
North Bay	1,612	875	1,697	1,366	1,348	1,830	1,384
Georgian Bay West	531	169	307	157	297	201	742
Georgian Bay East	742	623	730	380	456	558	418
Algonquin North	110	121	3,362	33	15	148	377
Algonquin South	305	180	1,753	141	139	199	121
Trent	472	437	295	268	550	111	326
Madawaska	1,043	1,296	423	810	1,043	86	
Totals	81,952	50,278	51,752	62,905	55,762	45,988	47,168

STATEMENT OF PERMITS ISSUED

MONTH	Number of Permits						
	1931	1930	1929	1928	1927	1926	1925
April	1,564	756	640	116	663	100	451
May	6,173	3,531	2,579	3,372	2,857	3,580	2,185
June	7,528	3,025	5,043	4,494	4,641	3,341	2,273
July	3,450	2,150	2,937	2,581	2,082	2,643	2,172
August	4,545	2,753	1,520	2,139	1,671	2,065	2,484
September	3,139	2,469	1,220	899	1,656	1,672	2,367
October	632	410	99	10	23	65	30
Totals	27,031	15,094	14,038	13,611	13,593	13,466	11,962

STATEMENT OF PERMITS ISSUED

MONTH	Acreage Covered by Permits						
	1931	1930	1929	1928	1927	1926	1925
April.....	6,919	4,888	2,662	701	7,138	3,686	7,981
May.....	22,898	14,134	9,882	21,435	15,265	13,484	12,397
June.....	25,440	10,696	24,581	23,453	13,896	12,020	5,851
July.....	7,521	7,263	8,627	9,589	5,662	7,521	7,685
August.....	10,318	6,871	2,693	5,796	8,408	4,434	6,667
September.....	7,238	4,923	2,302	1,812	4,742	4,800	6,546
October.....	1,618	1,503	1,005	119	651	43	41
Totals.....	81,952	50,278	51,752	62,905	55,762	45,988	47,168

(6) Equipment

While considerable additions had been made to the stock of fire-fighting equipment in previous years the supply was still insufficient to meet the demands of 1931 and further purchases were necessary. The bulk of the equipment purchased during the actual fire season was not assigned to any particular district but will be kept at central points available for any district in which abnormal conditions may develop.

(7) Locomotive Inspection

Two men were employed between April 1st and September 30th solely on the inspection of fire-protective appliances on railway locomotives and engines of all descriptions operating within the Fire Districts.

A total of 2,562 inspections were made covering 1,085 different locomotives and engines.

MAJOR EQUIPMENT PURCHASED AND IN USE

	Fire Fighting Units		Fire Fighting Hose (feet)		Portable Hand Pumps		Tents		Blankets (pairs)		Canoes		Small Motor Boats		Launches		Auto Trucks		Railway Motor Cars		Velocipedes		Out-board Motors		Binoculars			
	Purchased 1931	Total in use	Purchased 1931	Total in use	Purchased 1931	Total in use	Purchased 1931	Total in use	Purchased 1931	Total in use	Purchased 1931	Total in use	Purchased 1931	Total in use	Purchased 1931	Total in use	Purchased 1931	Total in use	Purchased 1931	Total in use	Purchased 1931	Total in use	Purchased 1931	Total in use	Purchased 1931	Total in use		
INSPECTORATE																												
Hudson ..	82	179,700	18	148	18	116	18	116	578	62	62	12	1	4	1	1	3	9	22	3	9	22	3	9	22	3	9	
Kenora... Port	67	195,300	29	200	23	107	23	107	609	39	39	18	1	5	8	2	2	2	4	2	2	4	23	5	12	5	12	
Arthur.	5	52,500	110	529	23	159	23	159	1,064	52	52	4	5	5	3	5	3	7	8	3	7	8	8	5	8	5	8	
Oba.....	2	15,400	122	334	44	174	44	174	187	2	2	17	2	2	1	6	1	28	17	15	28	4	17	6	24	6	24	
Cochrane	3	6,500	45	202	14	59	14	59	50	36	36	5	6	6	5	12	5	28	1	5	28	1	5	5	5	5	5	
Sault Ste.	1	15,000	79	152	11	84	11	84	385	32	32	1	1	1	2	6	3	9	5	3	9	5	5	12	5	12	5	
Marie	1	17,000	72	302	14	233	14	233	1,167	164	164	13	11	11	4	13	8	6	17	8	6	17	4	26	4	26	4	
Sudbury..	4	8,000	24	129	22	125	22	125	75	96	96	3	3	9	4	15	1	2	4	1	2	15	4	12	23	23	23	
North Bay																												
Georgian Bay.....	20	3,000	7	99	2	47	2	47	369	2	2	2	1	8	8	8	5	5	2	5	2	6	6	14	14	14	14	
Algonquin	1	4,000	77	30,000	6	67	6	67	507	55	55	8	3	3	1	5	2	7	7	5	7	7	2	12	12	12	12	
Trent... Head	2	1,000	48	88	4	31	4	31	206	18	18	18	18	18	1	10	1	1	1	1	1	1	11	11	18	18	18	
Office Reserve	36	65,000	120	120	12	12	12	12	50																			
Totals.	55	208,000	674	2,380	193	1,214	193	1,214	483	7,277	14	684	8	82	3	54	4	2	117	4	2	117	15	133	22	154	22	154

LOCOMOTIVE INSPECTIONS

Railway	Number Inspected					Total No. Locomotives		Total Number Inspections								Inspections Showing Defects	Percentage Defective					
	Times					1931	1931	1931	1930	1929	1928	1927	1926	1925	1931		1930	1929	1928	1927	1926	1925
	1	2	3	4	5 and over																	
C.P.R.	141	109	74	53	46	423	1,025	665	890	918	805	739	799	18	1.7	0.6	...	0.5	1.2	0.8	0.5	
C.N.R.	202	123	85	55	48	513	1,169	721	995	925	915	962	988	26	2.2	3.2	1.6	1.5	0.8	1.8	0.5	
A.C. & H.B.R.	2	4	4	7	2	19	60	60	64	65	19	20	45	
A.E.R.	...	1	3	4	11	10	12	17	15	18	21	4.8	
N.C.R.	11	12	13	13	4	53	146	57	110	3	3	2	1.4	8.9	33.3	
T. & N.O.R.	31	15	17	10	...	73	151	24	46	43	28.5	54.2	30.4	
Logging and Construction	387	264	196	138	100	1,085	2,562	1,537	2,120	1,925	1,754	1,742	1,856	89	3.4	4.3	1.4	1.0	1.0	1.3	0.6	
Totals	387	264	196	138	100	1,085	2,562	1,537	2,120	1,925	1,754	1,742	1,856	89	3.4	4.3	1.4	1.0	1.0	1.3	0.6	

Average cost per inspection: 1931, \$1.43; 1930, \$1.39; 1929, \$1.84; 1928, \$1.74; 1927, \$1.78; 1926, \$1.91; 1925, \$1.78.

(8) *Improvements*

The building programme was continued as time permitted, much work being done during the winter months. Twenty-five steel towers were erected, 292 miles of permanent telephone line built and six radio stations installed.

Radio stations are now installed at Cat Lake, Swains Lake, Red Lake, Gold Pines, Goose Island, Lake St. Joseph, Savant Lake, Caribou Lake, Fort Hope, Sioux Lookout (2 stations), Otter Lake, Kenora, Upper Manitou Lake, Nesters Falls, Jackfish Island, Obonga Lake, Garden Lake, Macdiarmid, Port Arthur, Pukaskwa, Sault Ste. Marie, Little Abitibi Lake, Adair Tower, Stimson, Latchford Township, North Bay, Delhi Township, Maple Mountain Tower, Mount Collins Tower, and Elk Lake.

PERMANENT IMPROVEMENTS

Completed to October 31st, 1931

Cabins.....	321
Storehouses.....	72
Boathouses.....	36
Combined Storehouses and Boathouses, etc.....	14
Bunkhouses.....	62
Offices.....	16
Garages.....	52
Other Buildings.....	111
Hose Towers.....	54
Wooden Lookout Towers.....	114
Steel Lookout Towers.....	140
Permanent Telephone Lines (miles).....	3,342
Temporary Telephone Lines (miles).....	72

(9) *Air Operations*

From the standpoint of personnel and machines the year 1931 was disastrous. Two pilots, P. A. Hutton and A. J. Runciman, and two Air Engineers, C. V. Greer and L. Mewburn, were killed and four machines washed out.

Aircraft were originally allotted as follows:

Goose Island.....	1 H.S. 2 L.
	1 Moth
Caribou Lake.....	1 H.S. 2 L.
	1 Moth
Sioux Lookout.....	1 Hamilton
	1 Moth
Kenora.....	1 Hamilton
	1 Moth
Fort Frances.....	1 H.S. 2 L.
	1 Moth
Port Arthur.....	1 Fairchild
	1 D.H. 61
· Orient Bay.....	1 Hamilton
	1 H.S. 2 L.
	1 Moth
Twin Lakes.....	1 H.S. 2 L.
	1 Moth
Oba Lake.....	1 H.S. 2 L.
	1 Moth
Remi Lake.....	1 Moth
Sault Ste. Marie.....	1 Moth
Biscotasing.....	1 Moth
Sudbury.....	2 Moths
Elk Lake.....	1 Moth

Of these the Hamilton at Kenora, the H.S. 2 L. at Fort Frances, the Fairchild at Port Arthur and the H.S. 2 L. at Orient Bay were damaged beyond repair.

Apart from the regrettable loss of life and equipment the operations for the season were very successful. Aircraft are being used more and more for transportation purposes and less for detection as the tower system is pushed further ahead. In spite of the bad fire season it was necessary to purchase commercial flying only to the extent of approximately 200 hours.

(10) *Hazard Disposal*

Considerable headway was made in clearing up settlers' slash and in disposing of the debris along roads and around settlements. Much benefit was derived in this respect from expenditures made possible by the Unemployment Relief Scheme.

Special projects were undertaken in the following locations:

Sioux Lookout	Pigeon River	Dill
Hudson	Hamilton's Corner	Capreol
Savant Lake	Pine River	Hagar
Armstrong	Pass Lake-Squaw Bay	Westree
Redditt	Nipigon Highway	Shining Tree
Kenora-Redditt Road	Shebandowan Highway	Gogama
Silver Mountain-Mackies Road	Shabaqua	Tionaga
Lybster and Strange North	Mud River	Foleyet
Devon Road	Murillo	Sultan
West Pearson Road	Brent	Massey
Silver Mountain	Opeongo Lake	Tilden Lake
Hillside	Macdiarmid	Marten River
Graham	Kapuskasing	Wilson Lake
Surprise-Two Island Road	Hearst	James Lake
Surprise-Dawson Road	Hornepayne	Latchford
Pearson and Pardee	Nakina	Elk Lake
Marks	Mississagi Road	Gowganda
Kakabeka	Batchewana Road	Patterson
Hymers	Timmins	Laurier
Gillies	Kirkland Lake	Dorset
Sellers	Markstay	Nipissing Road
Slate River	Benny	Bonnechere Road

(11) *Travel Permits*

The "Travel Permit" system again proved very satisfactory and received the full support of the public. A total of 48,593 permits were issued to people wishing to travel in the areas under permit. These covered 135,975 persons.

A total of 29,967 permits were issued for the Ferguson Highway alone, covering 93,607 persons.

STATEMENT OF TRAVEL PERMITS ISSUED

Inspectorate	1931		1930		1929		1928		1927	
	Permits	Persons	Permits	Persons	Permits	Persons	Permits	Persons	Permits	Persons
Hudson.....										
Kenora.....	1,592	3,727	982	2,734						
Port Arthur.....	842	938	354	365						
Oba.....	296	682	206	313						
Cochrane.....	3,221	7,445								
Sault Ste. Marie.....	1,061	1,669	693	2,331	615	3,034	167	895	273	918
Sudbury.....	3,635	7,475	3,090	9,714	229	783	57	106	56	137
North Bay—										
Ferguson Highway..	29,967	93,607	25,907	65,000	18,268	46,000	13,617	40,000	5,605	14,000
Other than Ferguson Highway..	5,804	14,346	5,567	11,000	1,626	1,626	1,565	1,565	614	614
Georgian Bay.....										
Algonquin.....	2,175	6,086								
Trent.....										
Totals.....	48,593	135,975	36,799	91,457	20,738	51,443	15,406	42,566	6,548	15,669

(12) *Operating Permits*

Section 24 of The Forest Fires Prevention Act, which requires that a permit be secured to cover any kind of operation in the woods, was enforced and met with general satisfaction.

A total of 3,642 operating permits were issued under this section covering operations employing 27,078 men. The number of operating permits refused because of the danger of fire was very limited. In some instances permits were given for limited periods only and then extended as conditions warranted.

No fires escaped as a result of mining operations being permitted during the summer months.

OPERATING PERMITS, 1931

Inspectorate	Mining Operations		Woods Operations		Miscellaneous Operations		Totals	
	No. of Permits	Men Engaged	No. of Permits	Men Engaged	No. of Permits	Men Engaged	No. of Permits	Men Engaged
Hudson.....	228	704	34	320	1	5	263	1,029
Kenora.....	99	358	104	679	203	1,037
Port Arthur.....	212	982	18	468	230	1,450
Oba.....	106	457	6	886	1	50	113	1,393
Cochrane.....	602	2,203	234	2,304	27	2,858	863	7,365
Sault Ste. Marie...	99	437	11	1,321	110	1,758
Sudbury.....	509	2,494	468	3,254	4	313	981	6,061
North Bay.....	656	3,002	67	1,375	9	266	732	4,643
Georgian Bay.....	5	22	27	663	32	685
Algonquin.....	13	52	19	954	32	1,006
Trent.....	19	87	57	204	7	360	83	651
Totals.....	2,548	10,798	1,045	12,428	49	3,852	3,642	27,078

II. REPORT OF DIRECTOR OF AIR SERVICE

Introduction:

The work of the Ontario Provincial Air Service during the year 1931 has been directed, as in the past, toward the further development of its aircraft and the further promotion of aircraft in the work of the Department.

Outstanding in these connections were the addition of new transport aircraft, redesigning and building aircraft, installation of new devices, general increase in performance of all types and general expansion of operations.

Progress of a most gratifying nature has been the reliability of the engines. Examination of our records discloses the fact that the reliability is due to the development of the inspection procedure governing our aircraft on operations.

The Western District, which hitherto enjoyed the distinction of supplying the greater percentage of flying hours, had a respite this year due to a comparatively low fire hazard. The fire hazard and fires in the Eastern District equalled in intensity the fire situation which existed in the District in 1923, with the result that all available transport aircraft were obtained from the Western District to assist in fire-fighting duties.

The movements of aircraft from one district to the other brought about the necessity of organizing a new flight in the service with a complement of three transport aircraft and the Vedette, which is used in connection with the photographic and survey operations. The object of this flight, which operates independently from the two districts, is to assist in fire-fighting duties when and where as requisitioned under authority from the Toronto office.

Of immediate value to the Branch in general is the research work undertaken by the Radio Section. The value of two-way communication, that is between ground stations and aircraft, cannot be estimated because it opens up such a wide field of possibilities. It is evident that radio communication will reduce flying hours and promote speed and efficiency in the ground organizations.

Each year the demands upon the transport aircraft become greater. They are now used extensively throughout the season, both summer and winter operations. The present complement of aircraft of this type is inadequate to meet the demands, consequently the services of commercial aircraft are still required. In this respect it is noted that the majority of available commercial aircraft have comparatively small pay or effective loads. Neither do the operators show any inclination to land in the smaller lakes.

The flying hours of the season show a decrease of 3,283.57 hours as compared with the season of 1930. This decrease was largely due to the adverse weather conditions which prevailed in the Western District throughout the season, and towards the latter part of the season in the Eastern District.

The 1931 period commenced with a complement of twenty-seven machines, comprising one D.H. 61, three Hamiltons, one Fairchild 71, six H.S. 2 L. flying boats, 14 Moths, a Fairchild 34, and a Vedette. Of this number one Hamilton, one flying boat, and the Fairchild 71 were lost under circumstances described later in this report. The five large seaplane transport aircraft continue to play an important roll in fire-suppression duties, contributing approximately one-fifth of the total 10,908.43 flying hours and conveying 595 tons 1,067 lbs., including men and equipment.

The D.H. 61, which was redesigned and reconditioned, performed excellently throughout the entire operations carrying exceedingly heavy loads. All credit is due to the personnel whose care, maintenance and keen judgment in connection with the operation of this aircraft and engine has added another very interesting page to the history of our service. The fourteen Moth aircraft in the service

contributed 6,670.03 hours flying with but two minor cases of engine trouble. The Moth aircraft allocated to the Eastern District rendered valuable service in connection with fire suppression, and although operating as units in the detection programme, they carried large loads and operated from very small, hazardous lakes.

With the appointment of the flying District Forester to the Superintendency of Algonquin Park a new Fairchild KR-34 type was added to the service and transferred to the Park for duty. During the season various modifications were made to this machine, increasing its performance and standardizing the equipment.

Organization—Flying Operations:

The operating season was, generally speaking, one that we are not anxious to recall. Loss of personnel and aircraft, adverse weather conditions, reduced flying hours, drastic changes affecting the personnel, could scarcely have been more unkind. One senior pilot was promoted to Superintendent of Flying Instruction to fill the vacancy caused by the death of Major John Leach. Two new bases were formed, one at Algonquin Park and the other at Elk Lake. One Moth machine was posted to the latter base to patrol over the areas in which minerals were recently located.

The Disposition of Aircraft, Western District:

Sioux Lookout.....	Moth	CF-OAA
	Hamilton	CF-OAH
Goose Island.....	Moth	G-CAOU
	H.S. 2 L.	G-CAOK
Fort Frances.....	Moth	G-CAOY
	H.S. 2 L.	G-CAOJ
Kenora.....	Moth	CF-OAC
	Hamilton	CF-OAI
Orient Bay.....	Moth	G-CAOZ
	H.S. 2 L.	G-CAPE
Caribou Lake.....	Moth	CF-OAE
	H.S. 2 L.	G-CAOQ

The Disposition of Aircraft, Eastern District:

Sault Ste. Marie.....	Moth	G-CAPC
Sudbury.....	Moths	G-CAOW
		G-CAOX
Biscotasing.....	Moth	CF-OAD
Remi Lake.....	Moth	CF-OAF
Oba Lake.....	Moth	CF-OAG
	H.S. 2 L.	G-CAOA
Twin Lakes.....	Moth	G-CAPA
	H.S. 2 L.	G-CAPF
Elk Lake.....	Moth	G-CAPB

The Disposition of Aircraft, Headquarters Flight:

Port Arthur.....	Fairchild 71	CF-AHC
	D.H. 61	G-CAPG
Photography.....	Vedette	CF-OAB
Algonquin Park.....	Fairchild K.R. 34	CF-AOH
East and West (Roving Commission)....	Hamilton	CF-OAJ

Reconditioning:

With the passing of each year the inspection and reconditioning of aircraft becomes more rigid. The age of aircraft is not considered in years but in the number of hours flown, the type and quality of work it performs or the abuse to which it is subjected. Any one of these three factors necessitates a very rigid inspection in order to determine the condition of an aircraft. Collectively they form a minute inspection such as that given to the aircraft of our service. Each year our aircraft fly a considerable number of hours, are engaged in a wide variety of work, and consequently must suffer considerable abuse. It must be borne in mind also that the majority of our aircraft posted to the various operating bases in the Province are not held under cover or in a hangar during the summer season and in this way are subject to every variety of weather deteriorating effects.

The periodical inspection and subsequent reconditioning reflects in the ability of the machines to withstand the effects of the weather changes and the different forms of ill-use, too numerous to mention, to which they are subject throughout the season.

Various modifications and innovations were introduced into the assembling of aircraft, the outstanding modification being that carried out in connection with the redesigning and reconditioning of the D.H. 61 aircraft.

The designing, construction and subsequent delivery of a 26½ ton 60-foot cabin cruiser for the Forestry Branch provided a new departure from the ordinary routine and further evidenced the versatility of the plant personnel.

Skis built for the large transport aircraft proved an immediate success, the shape, size and construction receiving favourable comment and reports by our operating personnel and by commercial operators who observed their performance.

The hangar proper was reorganized to permit the erection of additional floor space, most essential to provide a special division for the welders and sheet-metal workers. This additional space relieves the congestion in the hangar particularly at the time of assembling of aircraft just prior to delivery to the operating personnel for the purpose of test.

Fire Detection:

Although the hours devoted to detection flying show a considerable decrease as compared with the hours flown in the preceding year, the percentage is maintained. The Eastern District supplied most of the 2,560.45 hours, a very creditable performance in view of the comparatively short fire hazard period which existed in the majority of the operating areas. The Fairchild 71 was used almost exclusively for fire detection in the Western District, operating from the bases Port Arthur and Orient Bay and the refueling cache of Shebandowan Lake.

Fire Suppression and Transportation:

As has been previously stated, the adverse weather was responsible for the decrease in hours flown on fire suppression. Considering the fact that the fire hazard was confined more or less to the Eastern District the 2,564.10 hours flown in this operation is highly gratifying when these figures are compared with those governing both districts for the previous year.

Flying in connection with inspection of fires while in progress, by Forestry Branch officials, is now included in Fire Suppression but it is only a small item

as compared with the flying entailed in actually conveying men and equipment to and from a fire.

Transportation:

Transportation covers all flying connected with Forestry Branch routine, such as conveying men and equipment or duties other than those mentioned above. The 4,089.55 hours devoted to this work is a considerable increase over the hours in 1930. This increase is partly due to the rearrangement of the flying classifications or titles but mostly due to the extent to which transport aircraft were used in summer and in winter. The work accomplished by the Hamilton seaplanes during February is demonstrated by the speedy and efficient manner in which towers were erected in various districts. The assistance of the flying personnel in loading and unloading the steel expedited the programme resulting in its completion considerably before the anticipated time. The transportation of large quantities of gasoline and oil to the various remote gasoline caches in the Western District by these same aircraft assisted the summer flying operation programme in that sufficient quantities of gasoline and oil were placed at these various gasoline caches in such quantities as would permit a better and more flexible programme of detection.

The location of some of the fires in the Eastern District required at times intricate flying. The danger does not lie so much in landing but in taking out heavy loads from small or unsuitable lakes, such as those surrounded by high hills.

Ferrying:

A variety of causes reduced the hours to the lowest ferrying figures since the inauguration of the service. Fewer engine changes, fewer machine repairs, maintenance of aircraft in general at the bases of operation, and the co-operation of the Branch officials in respect to transport requisitions were the main contributors to this reduction of ferrying hours. Another factor meriting attention was the high speed in which the planes completed the flights between the bases. The 271.27 hours connected with this classification of flying is, I consider, another example of the progress in the development of our service.

Sketching:

The programme schedule for the year limited the areas and flying hours with the result that the 282.3 hours devoted to sketching was considerably less than for the year 1930. Poor visibility, high winds and stormy weather conditions experienced in the areas featured in the limited results obtained. Sketching of fires while in progress is now a very definite procedure with the fire-suppression programme and the information obtained is frequently of immeasurable benefit to the ground organization. Sketching in this latter category is not represented in the total hours because so long as the work is accomplished it is unnecessary to separate the times from those covering the initial flights, whether they be detection or suppression.

Photography:

1931 proved to be a record year for photography due to a combination of good weather and close co-operation between the air service and photographic personnel concerned. Early in the spring operations much valuable photography was completed in the Eastern and Kawartha Provincial Forests. The flying operation of this particular work is conducted from Tweed, Ontario.

Several low-flying reconnaissance flights were made in connection with the proposed Trans-Canada Highway, and also a survey party were flown in and out of several lakes to enable them to speed up their programme. In the month of February the Department made purchase of a Fairchild 71 which was equipped to take care of a camera installation. This machine was operated on skis during the months of February and March, and during this period of time considerable photographic work was accomplished operating from the base of Sand Lake on the Algoma Central Railroad.

The 199.20 hours do not represent the total hours flown by the Vedette aircraft for the season. This particular machine was pressed into service in connection with the transportation and suppression duties required by the Branch and operated from the gasoline cache at Sand Lake.

Instruction:

Since 1929 when the Flying School was organized and flying instruction accounted for 658.45 hours, a steady decrease has been recorded yearly, reaching for the fiscal year of 1931 a low total of 441 hours. The decrease was anticipated both from an economical desire and a reduction in the number of pupils.

Eleven pupils received instruction, all of whom completed the number of solo hours required by the regulations of the Air Board and for commercial licenses. Three pilots were chosen to pilot aircraft and lived up to expectation, turning in very excellent flying efforts. The graduates of former years continue to justify their selection to the Pilot Branch of the Air Service contributing a large percentage of the total hours each year and performing their duties to the entire satisfaction of all concerned.

Special Transportation:

The Service was again called upon to supply aircraft for special duties connected with the administration of Northern Ontario. Each year the activities and demands in this direction increase, proving that aircraft are gradually becoming an accepted and uniform means of transportation by the authorities in almost every branch of the administration.

The 82.35 hours absorbed in this important function, although showing a decrease in hours against the increase for the preceding year, actually covered flights of more importance. Reference to our records discloses many inspiring examples of devotion to duty of the personnel in complying with emergency requisitions which were invariably carried out in adverse weather conditions, some flights having been completed after dark. Included in this list of flights reference is made to the flights required in the conveyance of diphtheria serum to Northern Development road camps, doctors to Indian camps, Indians to hospitals, Sanitary Inspectors to mines, and Government officials on urgent service, doctors to summer camps along the rugged Lake Superior coast line, fire fighters, prospectors, and woodsmen from the interior to hospitals.

Conclusion:

It is small wonder that the fiscal year ended with a feeling of relief. The mental depression felt by the personnel over the tragic deaths of comrades made the year one most anxious to forget. When tragedy strikes at an organization such as ours it strikes hard because it affects everybody. It means the loss of comrades, temporary collapse of a common ideal or ambition, or the disorganization or disbandment of some important or necessary function.

The untimely deaths of four of our boys makes one realize the common danger we all face. While the control and safety of aircraft in flight depends upon the human factor, accidents will happen. The tragic deaths of Messrs. Hutton, Greer, Runciman and Mewburn of the Ontario Provincial Air Service, and of Mr. Stewart, District Forester at Fort Frances, came as a shock not only to the Service but to the communities in which they lived. Their untimely passing is deeply regretted by all their associates, to whom they had endeared themselves. The sympathy of the entire service goes out to the families of our deceased comrades.

Misfortune attended the Service as regards loss of aircraft. One Hamilton was written off on Rainy Lake, becoming a total wreck and causing the death of its occupants. In the opinion of the members of the Court of Enquiry the accident was due to the following: owing to flying speed being lost whilst the aircraft was being brought out of a turn which resulted in a spin with insufficient height to allow control of the aircraft to be regained. One Fairchild 71 met with mishap at Arrow Lake. One H.S. 2 L. met with mishap at Pays Plat, becoming a total wreck and causing the death of one of the crew under very distressing circumstances. Apparently the machine landed in an inverted position in the water. In the opinion of the members of the Court of Enquiry the accident was due to the following: the pilot attempting to make an alighting with insufficient height to allow the aircraft to clear an obstruction in the line of flight situated one hundred yards inland from the shore line.

One H.S. 2 L. was lost at Rainy Lake, becoming a total wreck. The crew narrowly escaped drowning. This machine was force landed in a terrific thunderstorm and was capsized after it had made a safe landing. The wind speed, estimated at sixty-five miles per hour, turned the machine completely over, drifting it to an island shore line. The engineer of this particular machine was later killed in the crash of the Hamilton. One Moth was damaged at Rainy Lake in the same storm which struck the H.S. 2 L. The pilot, after landing his Moth aircraft and in an attempt to reach a sheltered cove, was caught by the storm and thrown clear of the machine, unable to reach it again. He divested himself of his clothing, inflated his air vest and floated in the stormy water for more than an hour before he was rescued. The crews of both the H.S. 2 L. and the Moth displayed exceptional courage and coolness in their trying circumstances. The Moth, as referred to in this accident, was returned to Sault Ste. Marie, reconditioned and flown back to Fort Frances two weeks after the terrible storm.

Words can but feebly express the admiration for the courage and cheerfulness displayed by the personnel throughout the very trying 1931 flying operations. They were faced with difficult problems which they met with stout hearts. I am proud to be associated with such a splendid organization.

Operating Statistics:

The statistical summary herewith is comparative with the years 1928, 1929 and 1930.

ONTARIO PROVINCIAL AIR SERVICE

	1931	1930	1929	1928
<i>Flights.</i>				
Total number of flights	10,617	11,955	9,472	4,130
Average duration of flight	1.03 hrs.	1.19 hrs.	1.22 hrs.	1.47 hrs.
Average miles flown per flight	67.6	73.2	70.6	83.0
Average altitude	2,112 ft.	1,892 ft.	1,720 ft.	2,354 ft.
Average number of flights per day	30.8	40.8	33.0	17.9
Average number of flights per day per machine on days machines employed	3.78	4.13	3.90	2.55
Number of miles flown	717,731	875,043	669,423	342,343
<i>Load.</i>				
Total load—weight carried	8,648,224	9,477,386	7,586,368	4,258,984
Total operating load	6,375,877	7,179,208	6,171,649	3,495,552
Effective or useful load	2,272,347	2,298,178	1,414,719	763,432
<i>Passengers Carried.</i>				
Total number of passengers carried	4,369	4,766	2,672	2,606
Average number of passengers per flight	0.41	0.40	0.27	0.63
Average number of passengers per machine	162	191	103	172
Total number of passengers and personnel carried	8,910	9,821	7,279	8,938
Machine days, one machine for one day, employed Fair weather machine days, machine available and idle	2,807	2,893	2,336	1,614
Machine days, machines available and weather unfit for flying	999	642	644	754
Machine days, machines available and weather unfit for flying	876	633	456	805
Total number of machine days supplied by the Service	4,682	4,168	3,436	3,173
Number of times one machine unserviceable one day	181	286	328	161
Total possible machine days in the season	4,863	4,454	3,764	3,334
Number of patrols requisitioned	2,747	2,989	1,960	1,540
Number of times machines unable to complete patrol on account of machine trouble	27	38	24	16
Service patrol efficiency	96.28	93.80	90.45	95.20
Machine patrol efficiency	99.01	98.70	98.70	98.95

TRANSPORT AIRCRAFT—LOADS CARRIED

OPERATING, 1931

Machine	Month	Operating Load	Effective Load	Total
D.H. 61.....	May.....	32,625 lbs.	23,030 lbs.	55,655 lbs.
G-CAOG.....	June.....	133,060 lbs.	69,555 lbs.	202,615 lbs.
	July.....	166,065 lbs.	102,205 lbs.	268,270 lbs.
Flying time, 528.35 hours	August.....	76,880 lbs.	37,697 lbs.	114,577 lbs.
	September.....	95,100 lbs.	57,610 lbs.	152,710 lbs.
	October.....	41,710 lbs.	21,670 lbs.	63,380 lbs.
		545,440 lbs. (272 tons, 1,440 lbs.)	311,767 lbs. (155 tons, 1,767 lbs.)	857,207 lbs. (428 tons, 1,207 lbs.)
Hamilton.....	February....	83,136 lbs.	42,075 lbs.	125,211 lbs.
CF-OAH	March.....	118,033 lbs.	67,715 lbs.	185,748 lbs.
	April.....	19,640 lbs.	14,320 lbs.	33,960 lbs.
Flying time, 542.40 hours	May.....	42,726 lbs.	12,760 lbs.	55,486 lbs.
	June.....	49,300 lbs.	22,585 lbs.	71,885 lbs.
	July.....	103,185 lbs.	41,335 lbs.	144,520 lbs.
	August.....	153,994 lbs.	54,705 lbs.	218,699 lbs.
	September....	51,327 lbs.	14,950 lbs.	66,277 lbs.
	October.....	23,293 lbs.	7,710 lbs.	31,003 lbs.
		644,634 lbs. (322 tons, 634 lbs.)	288,155 lbs. (144 tons, 155 lbs.)	932,789 lbs. (466 tons, 789 lbs.)
Hamilton.....	March.....	42,552 lbs.	27,845 lbs.	70,397 lbs.
CF-CAJ	April.....	33,649 lbs.	21,680 lbs.	55,329 lbs.
	May.....	20,897 lbs.	4,750 lbs.	25,647 lbs.
Flying time, 536.20 hours	June.....	115,446 lbs.	57,905 lbs.	173,351 lbs.
	July.....	180,553 lbs.	75,468 lbs.	256,021 lbs.
	August.....	145,515 lbs.	68,430 lbs.	213,945 lbs.
	September....	72,889 lbs.	22,835 lbs.	95,724 lbs.
	October.....	31,243 lbs.	9,465 lbs.	40,708 lbs.
		642,744 lbs. (321 tons, 744 lbs.)	288,378 lbs. (144 tons, 378 lbs.)	931,122 lbs. (465 tons, 1,122 lbs.)
Hamilton.....	February....	19,071 lbs.	5,865 lbs.	24,936 lbs.
CF-GAI	March.....	70,822 lbs.	51,391 lbs.	122,213 lbs.
	April.....	23,835 lbs.	17,990 lbs.	41,825 lbs.
Flying time 426.15 hours	May.....	106,088 lbs.	38,005 lbs.	144,093 lbs.
	June.....	104,369 lbs.	38,977 lbs.	143,346 lbs.
	July.....	152,457 lbs.	48,779 lbs.	201,236 lbs.
	August.....	78,824 lbs.	23,585 lbs.	102,409 lbs.
		555,466 lbs. (277 tons, 1,466 lbs.)	224,592 lbs. (112 tons, 592 lbs.)	780,058 lbs. (390 tons, 58 lbs.)
Fairchild "71"....	May.....	85,495 lbs.	35,145 lbs.	120,640 lbs.
CF-AHC	June.....	68,925 lbs.	19,830 lbs.	88,755 lbs.
	July.....	71,755 lbs.	24,100 lbs.	95,855 lbs.
Flying time, 241.20 hours		226,175 lbs. (113 tons, 175 lbs.)	79,075 lbs. (39 tons, 1,075 lbs.)	305,250 lbs. (152 tons, 1,250 lbs.)
Grand Total.....		2,614,459 lbs. (1,307 tons, 459 lbs.)	1,191,967 lbs. (595 tons, 1,967 lbs.)	3,806,426 lbs. (1,903 tons, 426 lbs.)

OPERATIONS STATISTICS, 1931

MACHINES	No. of days servicable	No. of days Unservicable	Machine days machine employed	Clear days machine available and idle	Available but weather unfit	Unable to com- plete patrol, Mechanical	Requisitions	Patrols aban- doned account of weather
Albatross.....	172	4	77	59	36	2	55	3
Auk.....	177	2	94	39	44	..	107	21
Avocet.....	263	3	140	48	75	2	126	6
Blackbird.....	166	6	80	48	38	1	73	8
Bobolink.....	188	5	127	39	22	..	160	4
Crane.....	234	4	132	54	48	1	102	4
Crow.....	188	2	150	27	11	..	138	7
Curlew.....	103	1	70	12	21	2	70	12
Dove.....	175	7	126	30	19	1	186	4
Eagle.....	3	1	2
Emu.....	175	1	82	45	48	..	69	2
Finch.....	161	1	62	61	38	1	57	4
Flamingo.....	174	3	88	54	32	..	105	7
Goose.....	152	18	120	6	26	..	104	6
Grouse.....	261	10	166	51	44	2	145	1
Hawk.....	112	10	81	14	17	..	76	1
Heron.....	231	22	140	42	49	2	122	4
Ibis.....	175	3	110	40	25	2	110	5
Jackdaw.....	82	17	53	14	15	3	54	6
Jay.....	211	13	131	31	49	3	126	15
Kestrel.....	164	3	103	34	27	1	92	..
Quail.....	151	6	86	26	39	1	66	..
Upstart.....	228	1	127	59	42	..	86	2
Wren.....	178	1	115	34	29	..	136	3
Xebec.....	182	1	117	31	34	..	168	5
Yellowbird.....	185	28	90	61	34	..	82	4
Zeno.....	191	9	139	38	14	3	132	5
Totals.....	4,682	181	2,807	999	876	27	2,747	139

EFFICIENCY—PROVINCIAL AIR SERVICE OPERATIONS, 1931

Machines	Requisitioned	Attempted	Not attempted	Completed	Completed same day but delayed	Not completed same day	Not completed (flight abandoned)	Mechanical causes	Weather	Percentage completed uninterrupted	Percentage completed same day but delayed	Percentage not completed (flight abandoned)
Albatross.....	55	55	42	2	2	9	3	10	76.3	3.6	18.1
Auk.....	107	91	16	76	2	1	12	1	30	83.5	2.2	13.2
Avocet.....	126	126	117	3	3	3	4	5	92.9	2.4	2.4
Blackbird.....	73	73	60	6	7	13	82.2	8.2	9.6
Bobolink.....	160	160	152	4	1	3	2	6	95.0	2.5	1.9
Crane.....	102	102	99	2	1	3	97.0	1.9
Crow.....	138	138	136	2	2	98.5	1.4
Curlew.....	70	63	7	50	3	1	9	1	19	79.4	4.7	14.3
Dove.....	186	186	176	2	1	7	3	7	94.6	1.1	3.9
Eagle.....
Emu.....	69	69	62	5	2	7	89.9	2.9
Finch.....	57	55	2	47	4	1	3	1	9	85.5	7.3	5.5
Flamingo.....	105	105	99	6	6	94.2	5.7
Grouse.....	145	145	138	1	6	2	5	95.2	4.2
Goose.....	104	103	1	89	5	2	7	1	14	86.4	4.8	6.7
Hawk.....	76	76	75	1	1	98.7
Heron.....	122	121	1	113	4	3	1	3	6	93.4	3.3	7.4
Ibis.....	110	110	103	4	1	2	2	5	93.6	3.6	1.8
Jackdaw.....	54	53	1	45	4	4	2	7	84.9	7.5	7.6
Jay.....	126	115	10	108	3	4	2	15	93.9	2.6	3.5
Kestrel.....	92	91	1	90	1	1	98.8
Quail.....	66	66	65	1	1	98.5	1.5
Upstart.....	86	86	83	1	2	3	96.5	2.3
Wren.....	136	136	132	1	3	4	97.1	0.7	2.2
Xebec.....	168	168	157	5	6	1	10	93.4	3.0	3.6
Yellowbird.....	82	82	77	2	3	5	93.9	3.6
Zeno.....	132	127	5	122	3	2	5	5	96.1	2.4

EFFICIENCY—PROVINCIAL AIR SERVICE OPERATIONS, 1931

Month	Requisitioned	Attempted	Not attempted	Completed	Completed same day but delayed	Not completed same day	Not completed (flight abandoned)	Mechanical causes	Weather	Percentage completed uninterrupted	Percentage completed same day but delayed	Percentage not completed (flight abandoned)
November.....	8	8	8	100.0
December.....	1	1	1	1	100.0
January.....	17	17	16	1	1	94.1
February.....	49	49	47	2	2	95.9
March.....	75	74	1	68	3	1	2	3	4	91.8	4.0	2.7
April.....	24	24	20	1	3	2	2	83.3	4.1	12.5
May.....	359	354	5	336	4	3	11	4	19	94.9	1.1	3.1
June.....	525	512	13	463	21	5	23	5	57	90.4	4.1	4.4
July.....	679	669	10	624	19	9	17	11	44	93.2	2.8	2.5
August.....	564	554	10	525	8	21	4	35	94.7	1.4	3.7
September.....	300	296	4	279	1	3	13	2	19	94.2	0.3	4.3
October.....	146	145	1	128	1	6	10	3	15	88.2	0.6	6.8
	2,747	2,703	44	2,514	58	30	101	35	198

HOURS FLOWN ON VARIOUS PHASES OF FLYING OPERATIONS

	1925		1926		1927		1928		1929		1930		1931		
	Hrs.	Min.	Hrs.	Min.	Hrs.	Min.	Hrs.	Min.	Hrs.	Min.	Hrs.	Min.	Hrs.	Min.	Per cent.
Fire Detection.....	1,440.	40	1,957.	44	2,170.	53	1,736.	10	3,070.	30	4,506.	00	2,560.	45	23.5
Fire Suppression.....	155.	45	640.	17	948.	00	1,717.	55	4,592.	55	3,659.	40	2,564.	10	23.5
Transportation.....											2,537.	50	4,089.	55	37.5
Inspection.....											951.	20			
Special Transportation.....	197.	40	194.	50	127.	10	185.	10	246.	05	247.	45	82.	35	0.7
Sketching.....	244.	42	142.	56	523.	00	583.	20	297.	05	471.	05	282.	30	2.6
Photography.....	53.	15	99.	25	173.	00	163.	15	207.	45	187.	45	199.	20	1.8
Observers' Instructions.....	26.	50	17.	14	31.	35			4.	50	13.	40			
Dusting Operations.....							20.	10	21.	25					
Wireless Tests.....															
Operations.....	62.	05	62.	10	426.	35	1,016.	20	1,584.	40	4.	55	13.	45	0.1
Forced Landings.....	36.	04	29.	25	17.	50	30.	35	222.	30	194.	15	222.	08	2.1
Ferrying.....	330.	41	234.	36	240.	25	345.	15	523.	10	164.	15	53.	30	0.5
Test (Aircraft.....	47.	27	42.	55	65.	30	117.	35	172.	20	590.	25	271.	27	2.5
(Engine.....											134.	25	59.	00	0.5
Flying Instruction and Demonstration.....	144.	43	117.	50	137.	05	192.	55	658.	45	529.	20	441.	00	4.1
Totals.....	2,739.	52	3,539.	22	4,861.	03	6,108.	40	11,602.	00	14,192.	40	10,908.	43	100.0

III. REPORT OF THE LIAISON OFFICER

During the field season of 1931 this section of the Forestry Department carried out operations which may be conveniently grouped under two headings, (a) Aerial Survey, and (2) Radio Communication.

1. *Aerial Survey*:

This branch of the work may be further separated into:

- (a) Timber Type Classification.
- (b) Aerial Photography.
- (c) Ground Control.

(a) *Timber Type Classification* by Aerial sketching was carried on during the early part of the summer in continuation of the Departmental survey of the Ogoki watershed. During the season an additional twelve hundred square miles was examined, bringing the total area covered to 5,200 square miles. Approximately 3,000 square miles is still to be examined.

The comparatively small area completed this season is due to diversion of personnel to road construction surveys and also to unfavourable fire hazard and weather conditions. Fifty hours only were used on this project. As in the preceding year, this classification was based on a skeleton topographic map specially prepared for the work from Departmental oblique photos.

(b) *Aerial Photography*. Three main photographic operations were carried out:

- (1) From Sand Lake, Algoma District.
- (2) From Stoco Lake, Haliburton District.
- (3) Special Survey for Provincial Mines Department.

(1) The operation from Sand Lake was undertaken partly to provide a map for road location to be used for this purpose by the Northern Development Department. Information obtained will also be used to provide Forest Type Maps in the districts concerned.

The area covered by this operation included:

(a) A block between Michipicoten Harbour and Batchawana Bay extending inland to the Algoma Central Railway.

(b) A strip four miles wide from Michipicoten Harbour to White Lake via Magpie River, Pokei Lake, Depew and White River.

(c) A strip four miles wide from White Lake to Hornepayne.

(b) A strip four miles wide from White Lake to Rous Lake via C.P.R. right-of-way.

(e) A block from Heron Bay to Schreiber to an average depth of 10 miles.

(f) A block from Schreiber to Rosspoint (joining work of 1929) to an average depth of six miles.

(2) The operation from Stoco Lake was undertaken to provide type boundaries and a general forest classification in the Eastern and Kawartha Forest Reserves. The area covered included portions of the following townships: Brougham, Palmerston, Clarendon, Griffith, Abinger, Ashby, Mayo, and Burleigh and all of Canonto North, Canonto South, Miller, Matawatchan, Anglesea, Effingham, Methuen and Harvey.

(3) The Mines Department Survey included a small area of vertical photography around Manitouwadge Lake, lying between the Pic and the headwaters of the Black Rivers. Partly to locate this area and also to provide additional map detail, two narrow series of obliques were also run, one from Manitouwadge Lake over the portage route to the Pic, the second from Manitouwadge Lake to the C.P.R. covering the Black River.

With the exception of the above short series of obliques required by the Mines Department, all aerial survey during the past season was based on vertical photos of sufficient overlap to allow complete stereoscopic examination of the area covered. The total area covered during the season amounted to 3,300 square miles, the total number of exposures 6,200, the total flying hours 168.

(c) *Ground Control.* Although in general a net of base control survey data pretty thoroughly covers all of the Province south of the Albany River line, very little is suitable as control for aerial survey strips without additional field work. This is particularly true where vertical control is required. It therefore becomes necessary to obtain additional ground survey data in all areas covered by aerial photography, if maps of acceptable accuracy are to be produced.

During the past season the Department placed a control party in the field in Block A, described above, with instructions to obtain information for (a) position of township lines, traversed topographic features, etc., in the photos, (b) spot elevations covering all main topographic features as indicated by stereoscopic examination of photo pairs, (c) forest sample plots in all main forest types.

This party was under the direction of a graduate Forester and covered a strip following the Superior shore line between Michipicoten Harbour and Batchawan Bay extending inland to an average depth of six miles. In this belt, which approximates 600 square miles, 1,100 elevations were taken and 32 sample plots measured.

A change in procedure during the present season which transferred the primary plotting of photographic strips to the operating base gave very satisfactory results. The chief benefits are:

- (1) A better use of the time of operating personnel.
- (2) An increased appreciation of sources of error and improvement in operating procedure.

The drawbacks are negligible except for the necessity of working over a large area from a single base. Where a number of small scattered operations constitute a season's programme the expense and delay of moving and setting up a field draughting room would not ordinarily justify plotting in the field.

2. *Radio Communication:*

The features perhaps most worthy of notice as indicating the development of this work during the past season are:

- (a) The transfer of appointment of radio operators from Head Office to district offices.
- (b) Development of light-weight apparatus (b 1) for inaccessible tower stations, (b 2) for portable work.
- (c) Successful test of aircraft transmitters.

As radio communication was first established in the Department as a Head Office project and as the details of operation were not familiar to district personnel, it was natural that at the outset full responsibility for operation of radio equipment should be carried by the Head Office radio section.

After four years' experience, however, and as the use of radio equipment expanded, it seemed advisable to transfer the responsibility for supplying

personnel to the districts, thus placing radio operators on practically the same footing as other members of the fire-ranging staffs. The present arrangement still holds the Head Office section solely responsible for the development, design, purchase and general maintenance of departmental radio equipment and also for approval of district appointees' technical qualifications.

The original radio sets, specially designed for tower use, were produced for hand starting. With equipment on the ground and a reasonably close schedule, anything like thorough observation from the tower cabin proved to be almost a physical impossibility. During the season therefore, a trial set using an electric starting motor and storage battery was assembled and given a series of short tests. Unfortunately the only assembly immediately available for test, would not stand up under continuous operation. Equipment of this kind is almost essential at certain tower sites and if constructed with suitably designed units will give entire satisfaction.

The need of communication at inaccessible fire-fighting operations of any size is well established. Present equipment designed for this purpose and used last season at the Garden Lake fire was again given a chance to demonstrate its usefulness during the present year on a fire-fighting operation in the Sault District. The chief problem for use of this type of apparatus is one of personnel. It can be met in a variety of ways by various district organizations.

The Branch aircraft transmitter was redesigned and completely reconstructed during February and March of the current season. Unfortunately, winter flying from the Sault was not available so that installation in the machine had to be postponed until summer flying. As flying was at a premium in the Sault district during the past season, there was no opportunity of testing the equipment until late summer.

During the autumn, however, successful installation was completed and a successful series of tests covering the patrol area of the Sault Inspectorate carried out. This equipment is now ready for installation in any bonded De Havilland Moth. The total weight of the transmitter is 36 pounds.

A tabular statement of radio traffic and a comparison with previous seasons is shown below:

TRAFFIC RECORDS SUMMARIZED

(Number of Words)

<i>Totals for Districts, 1931</i>		Total, 1931
District		
Hudson.....		452,612
Kenora.....		44,944
Western.....		50,336
Cochrane.....		24,354
Sault Ste. Marie.....		29,170
North Bay.....		60,990
Total.....		662,406

<i>Comparison with Previous Years</i>		Total Traffic
Year		
1927.....		58,239
1928.....		233,855
1929.....		545,983
1930.....		500,184
1931.....		662,406
Total.....		2,000,667

IV.—REFORESTATION

ST. WILLIAMS

The temporary staff was employed during the fall of 1930 until December 24th. On plantation trimming, and thinning, while a considerable acreage of natural woodland was cleaned up. The brush from this operation was salvaged to serve as winter protection of seed beds.

All temporary hands were laid off from December 24th until January 1st, 1931, when married men and single men with dependants were reinstated. Woodlot improvements and operations preparatory to the establishing of forest plantations were continued throughout the winter, only when weather conditions permitted outside work. During rough weather all temporary men were suspended and the permanent staff employed on the usual winter work of painting and repairing machinery, crate construction and making Carolina poplar cuttings.

The four teams and two trucks were steadily occupied hauling logs and pole wood to points of conversion into fuel wood and lumber.

The winter of 1931 was ideal for carrying nursery stock over in perfect condition. A blanket of five to six inches of snow persisted into late March, after which the temperature was fairly constant and the usual severe thawing and freezing typical of the spring was quite moderate.

1. *Nursery Operations.*

Nursery operations commenced on March 23rd, twelve days later than last year. A few thousand trees were lifted prior to this date but the general operation was not carried out until the latter part of the month.

In addition to 745,000 deciduous species which were heeled in during the fall of 1930, 425,000 poplar and willow cuttings which were made during the winter, there were 5,668,000 conifers lifted in the spring of 1931, making a total of 6,889,000 trees available for distribution.

(a) *Fertilizers:*

Thirty-three and one-half acres of soy beans were turned under at Station No. 1, and at Station No. 2, eight acres of soy beans and twenty-three acres of rye and vetch were turned under for the purpose of soil maintenance.

Twenty-five tons of barnyard manure was applied on light soil at Station No. 2, while at Station No. 1 manure and commercial fertilizer was used as per record herewith.

	Phosphate	Nitrate	Animal	Sulph. Ammonia	Blood	Bone Meal
Total.....	10,050 lbs.	5,750 lbs.	241 tons	2,750 lbs.	700 lbs.	1,600 lbs.

To November 30th, 1931:

Sufficient compost has been prepared to meet fertilizing requisites for 1932 and the purchase of outside manure and commercial fertilizer will be unnecessary.

(b) *Tree seed:*

With the exception of a quantity of jack pine cones collected during the late fall of 1930 and the winter of 1931 very little coniferous seed was procured

locally. Seed of black walnut, white ash and hard maple, was prolific, and a sufficient quantity to meet our requirements was obtained without difficulty and at a reasonable price.

TREE SEED ON HAND, 1931

	Pounds
Red Pine.....	72 $\frac{3}{4}$
White Pine.....	9 $\frac{1}{2}$
Scotch Pine.....	75 $\frac{1}{4}$
Jack Pine.....	474 $\frac{1}{2}$
Norway Spruce.....	106
White Spruce.....	506
White Cedar.....	127 $\frac{1}{2}$
European Larch.....	49
Siberian Larch.....	100
Sitka Spruce.....	10
Austrian Pine.....	12
Black Locust.....	52
Total amount of seed on hand.....	1,594 $\frac{1}{2}$

(c) Seed Beds:

Seeding was carried out during the late fall of 1930, reseeding during the early spring of 1931, and 193 $\frac{1}{2}$ beds of white pine seed were sown during early June.

Seed sown throughout the year is as follows:

CONIFEROUS SEED SOWN, 1931

Species	Beds Sown	Total Amount Pounds
Spruce White.....	24	21
Pine Mugho.....	8
Pine White.....	321	479
Pine Red.....	483	574 $\frac{7}{8}$
Pine Scotch.....	64	40
Cedar White.....	60	45
Spruce Norway.....	100	100
Pine Jack.....	66	41 $\frac{1}{4}$
Spruce White.....	79	49 $\frac{3}{8}$
Balsam.....	6	12
Cedar Red.....	10	70
Total number of beds sown.....		1,221
Total amount of seed sown.....		1,432 $\frac{1}{2}$ lbs.

DECIDUOUS SEED SOWN

Species	Amount	Species	Amount
Elm.....	4 bus.	Beech.....	1 bus.
Soft Maple.....	19 bus.	White Ash.....	$\frac{1}{2}$ bus.
Walnuts (husked).....	8 bus.	Shagbark Hickory.....	$\frac{3}{4}$ bus.
Walnuts.....	572 bus.	Red Ash.....	$\frac{3}{4}$ bus.
Hickory Nuts.....	27 bus.	Bitternut Hickory.....	$\frac{3}{8}$ bus.
Hard Maple.....	21 bus.	Green Ash.....	$\frac{1}{2}$ bus.
Black Cherry.....	1 $\frac{1}{2}$ bus.	Black Locust.....	30 lbs.
Red Oak.....	14 bus.	English Walnut.....	400 nuts
Butternut.....	6 bus.	Chestnuts.....	800 nuts
White Birch.....	8 bus.	Red Oak.....	$\frac{3}{4}$ bus.
Tulip.....	4 bus.	Catalpa.....	4 lbs.
Honey Locust.....	5 $\frac{1}{2}$ bus.	Manitoba Maple.....	4 lbs.
Chestnut Oak.....	1 bus.	Sycamore.....	12 lbs.
Burr Oak.....	4 bus.		
Total number of bushels sown.....			699 $\frac{5}{8}$
Total number of pounds sown.....			50

(d) There were no importations of transplants from other nurseries this year but 325,000 seedlings were transferred to other points.

The operation of lining out transplants started early in April and by the end of May all sufficiently developed seedlings were transferred from the seed beds to the nursery lines. The total number here, 9,900,000.

NURSERY STOCK AVAILABLE, SPRING, 1932

CONIFERS

Species	Totals
Red Pine.....	270,000
White Pine.....	175,000
Scotch Pine.....	631,000
Jack Pine.....	745,000
White Spruce.....	718,000
Norway Spruce.....	761,000
White Cedar.....	385,000
Austrian Pine.....	29,000
Montana Pine.....	19,000
Korean Larch.....	185,000
Total.....	3,918,000

DECIDUOUS TREES

Species	Totals
White Ash.....	100,000
Walnut.....	100,000
Soft Maple.....	257,000
Hard Maple.....	1,500
Elm.....	250,000
Oak.....	16,000
Poplar "Rooted".....	95,000
Poplar Cuttings.....	350,000
Willow Cuttings.....	25,000
Norway Maple.....	5,000
Basswood.....	116,000
Black Locust.....	4,000
Alder.....	2,000
Butternut.....	2,000
Japanese Walnut.....	1,500
Total.....	1,325,000
Grand Total.....	5,243,000

2. *Improvements.*

Addition to Property:

Consistent with an effort to curtail expenditures no new buildings were erected during the year. Outlay on roads was but a matter of maintenance, and proposed land purchase was passed over until a more propitious date.

3. *Permanent Planting.*

All forest plantations have grown well during the recent summer. Plenty of rainfall has supplied the required stimulus and the effects of the two preceding dry years have been pretty well overcome. Each plantation at both stations was carefully inspected for failures and where gaps occurred these were replanted with species similar to those identifying the different plantations.

PERMANENT PLANTING RECORD

White Pine.....	1,000	Elm.....	2,700
Red Pine.....	74,850	White Ash.....	4,450
Scotch Pine.....	36,850	Willow Cuttings.....	79,500
Jack Pine.....	59,700	Rooted Poplar.....	14,900
White Spruce.....	46,700	Oak.....	100
Norway Spruce.....	4,300	Basswood.....	800
White Cedar.....	5,750	Cherry.....	906
Larch.....	5,700	Soft Maple.....	500

Total to November 30th, 1931..... 338,700

Experimental Plantations

Experimental plantations at Station No. 2 were extended this year, and an additional Scotch pine group was established.

EXPERIMENTAL PLANTATION AT STATION No. 2

SCOTCH PINE GROUP

1. Scotch Pine from Finland.....	2,700
2. Scotch Pine from Finland.....	1,350
European Larch, Swiss Alps.....	1,350
3. Scotch Pine from Finland.....	2,000
Rooted Poplar.....	700
4. Scotch Pine from Jutland.....	To be planted next year.
European Larch, Swiss Alps.....	1,350
5. Scotch Pine, German.....	1,350
Rooted Poplar.....	1,350
6. Scotch Pine from Jutland.....	To be planted next year.
7. Scotch Pine from Jutland.....	To be planted next year.
Rooted Poplar.....	700
8. Scotch Pine from Sweden.....	1,350
European Larch, Swiss.....	1,350
9. Scotch Pine from Sweden.....	1,350
Rooted Poplar.....	700
10. Scotch Pine from Sweden.....	2,700
11. Scotch Pine from Scotland.....	2,700
12. Scotch Pine from Scotland.....	1,350
European Larch, Swiss.....	1,350
13. Scotch Pine from Scotland.....	1,350
Red Pine, Ontario.....	1,350

4. *Woodlot Improvement.*

Plantation thinnings fell off somewhat since operations in this connection were very extensive during 1930, and practically every plantation is now in No. 1 condition. The yield from plantation thinnings is, accordingly, not so heavy as last year. It may be of interest, however, to note that so far there has been no waste. Local fuel requirements are sufficient to consume our plantation thinnings as rapidly as they are placed on the market.

PLANTATION YIELDS

Fuelwood		Cords 16''	Poles	Stakes	
30''	24''			Short	Long
18	172	6 loads apple props	5,600	11,200

Extensive work in connection with woodlot improvement was carried out during the late fall of 1930, winter and early spring months of 1931.

Since nearly all of the plantations were cleaned up in the previous year it was possible to concentrate on improvement cuttings over a large acreage of natural woodland and prepare the way for underplanting. Lots Nos. 26, 32, 43, Park Lot 3, 4, 5, 6 and 7, comprising a total area of 122 $\frac{3}{4}$ acres were subjected to a final cutting. Old, ill-formed, and diseased trees were removed, leaving only young, vigorous stems of white pine, white oak, ash, maple and elm, averaging forty years of age to form a light overhead and came within the same rotation as the underplanting which was carried out during the recent fall of 1931.

The yield of lumber, fuel, posts and poles accruing from woodlot improvement is herewith tabulated:

YIELD FROM WOODLOT

Cords				Posts		Lumber, F.B.M.
16" Oak	16" Poplar	24" Oak	48" Oak	Fence	Telephone	
1,192	51	31	159	1,386	149	17,019—6 Loads

5. *Protection.*

Whether in connection with nursery operations, care of forest plantations, or management of natural woodland, protection plays an important part.

During the recent year special attention was given to this phase of the Station's operations, and intensive work was carried out in an effort to control injurious factors.

Protection of the nursery section was carried out under three considerations: (a) Insects. (b) Animals. (c) Disease.

Insects.

The larvae of the common cut worm was practically kept under control by means of consistent and periodical applications of poisoned bran over the seed bed and nursery line areas.

Species of *Lachnosterna* (May Beetle) were common, but crop rotation and cultivation appears to be efficacious in minimizing damage from this insect.

Barring these two insects, damage from other pests was negligible.

Animals.

All hedge rows and windbreaks were thoroughly cleaned twice during the year. The removal of leaf and needle droppings and all other accumulations of litter tends to make a clean nursery, and destroys a splendid breeding ground for mice.

The results of this bi-annual house cleaning of the nursery section is reflected in that little or no damage to nursery stock nor loss of seed is encountered on account of mice.

Rabbit injury is becoming less severe as all plantations in the vicinity of the nursery area are being thinned and underpruned. The heretofore excellent shelter is being dispelled, and the rabbit is compelled to make a local migration to more distant zones of safety and feeding grounds.

Where deciduous species are left in lines over winter these are protected against rabbits by a screen or lath mat enclosure.

Disease.

Damping off of first-year seedlings, with special reference to red pine, was rather severe, owing to heavy and consistent rainfall during the period of germination. White pine seedlings suffered slightly while the spruces, cedars, Scotch and jack pine were least affected.

Those seed beds that were sown during the late fall of 1930 withstood damping off better than did the spring-sown beds.

Hard maple and elm nursery stock was sprayed with an arsenated Bordeaux mixture to prevent leaf curl and black spot. All red pine nursery lines, as well as 1-0 and 2-0 seed beds of the same species were subjected to three periodical applications of Bordeaux mixture, for the purpose of controlling needle cast caused by *Lophodermium pinastri*.

On the plantation and woodlot areas protection involved the control of injury from:

- (a) Fire.
- (b) Insects.
- (c) Disease.

Fire.

Practically no damage was caused by fire. A number of little boys playing with matches caused a small fire to be started in a seventeen-year-old white pine plantation, but the conflagration was speedily subdued and an area less than one-sixteenth of an acre was burned over. Only a half dozen trees were killed.

However, all fire lines subdividing the thousand acres of plantations and woodlots were plowed during the recent year, affording an excellent control should the fire hazard become great.

As a result of the extensive work carried out in connection with plantations and natural woodlots, both Stations No. 1 and No. 2 are clean and the danger of severe fire injury is becoming less each year.

Insects.

The severe attack of *Ips pini* and *Ips calligraphus* which occurred in several red pine plantations last year appears to have been checked.

Every effort was put forth to stamp out this insect, which when present in sufficient numbers is so injurious as to kill the trees within a fortnight. A close inspection was maintained during 1931, but only five trees showed signs of insect action. These were at once removed and burned.

Unless the 1932 season is very dry there is small likelihood of a recurrence of injury from this source.

I am pleased to report that injury from the pine weevil was forty per cent. less than that of 1930.

Disease.

Ribes Eradication was carried on at both Station No. 1 and No. 2 during the current year.

Removal of wild gooseberry and currant bushes was affected for the first time at Station No. 2.

Work in the above connection commenced on June 12th and was completed July 25th, entailing a cost of 739 hours. An area slightly in excess of 200 acres was covered.

At Station No. 1 where ribes eradication has been consistently carried out for a number of years, inspection was renewed on July 30th, and by August 29th, over 800 acres was combed for gooseberries and wild currant. A total expenditure in time of 1,229 hours was necessary to find, dig and destroy 2,246 currant bushes and 2,415 gooseberry plants.

The value of these preventative measures is apparent when it is able to report that only one incipient case of white pine blister rust was encountered during the entire period of inspection.

Chestnut blight continues unabated. A great many trees are dead, and practically 100 per cent. are diseased. All woodlot owners have been advised to cut their chestnut at once, even if it is necessary to store the lumber until the market improves.

5. *Publicity.*

More visitors than ever called at the Forest Station during 1931. A visitor's book was provided, and names of people from almost every country in the world were registered.

Organized parties were supplied with experienced guides who explained the various points of interest in detail.

Reforestation exhibits were set up at St. Thomas, Ingersoll, Woodstock, Burford, Jarvis, Simcoe and Tillsonburg.

Several other requests for our exhibit were made but on account of conflicting dates it was impossible to concede.

ORONO

The drought, which was experienced throughout this section of the Province during 1930, continued throughout the year 1931. The precipitation for 1930 was approximately seven inches below the average for the preceding six years. That for the year 1931 was even slightly less than that for the preceding year. The drought conditions, which were rendered acute by having extended over a period of two years, were made even more acute by an extreme heat wave which descended on the countryside during late June and which lasted throughout July, August and the greater part of September. Although certain of the thin-barked species, notably white and norway spruce and larch, suffered severely in the transplant lines, growth was uniformly good in the seed beds and the plantations and, while growth was not so good, general survival and appearance of the trees in the transplant lines was also good.

(1) *Nursery Operations*

(a) *Fertilizers.*

The usual practice of ploughing under green manure crops on areas just cleared of transplants or seedlings, followed by a light top dressing of manure, was again employed with complete success. Commercial fertilizers, i.e., dried blood, acid phosphate, muriate of potash and sulphate of ammonia, were used sparingly on the seed bed areas. In addition, a weak solution of nitrate of soda was sprayed on the seed beds at intervals of two weeks from shortly after germination to early June. This resulted in a very marked increase in growth in the seedlings and a much better colour in those seedlings in the center of crowded beds.

Quantities of fertilizers used were as follows:

ANIMAL		MINERAL			
Manure	Dried Blood	Acid Phosphate	Muriate of Potash	Sulphate of Ammonia	Nitrate of Soda
275 tons	1,200 lbs.	1,475 lbs.	450 lbs.	450 lbs.	350 lbs.

(b) *Seed.*

Seed gathered during the year comprised 80 bushels of walnuts, which were an off crop in this district this year.

Present seed on hand at the nursery is composed entirely of deciduous tree seed which has been stratified in shallow, screened pits for spring planting.

They consist of the following species and quantities:

Seed on hand:

Species	Amount in Bushels
Butternut.....	7
Hard Maple.....	3
Walnut.....	725
Total.....	735

(c) *Seed Beds.*

During the year a total of 1,071 coniferous seed beds were sown, 245 beds in the spring and 826 beds in the fall. In addition 1,051 bushels of hardwood seed were sown.

Spring sowing of coniferous beds:

Species	Number of Beds Sown	Total Amount of Seed Sown	
		Pounds	Ounces
Red Pine.....	91	68	4
Jack Pine.....	77	28	14
Scotch Pine.....	47	29	6
White Cedar.....	30	22	8
Totals.....	245	149	...

The spring-sown red pine beds were entirely experimental. While the results served to confirm the observations of last year they also brought out the fact that there is an optimum period for spring planting. The number (average) of seedlings per bed increased constantly from the earliest sowings to that of May 16th, when the maximum number of seedlings per bed was obtained. The next sowing made on May 27th showed a decrease of more than 66 per cent. from that of May 16th.

In general, however, the observations of previous years were borne out, i.e., that fall-sown red pine seed beds are superior in every way to spring-sown beds at this nursery. As drought and temperature conditions were entirely abnormal last year, however, a small number of beds have been laid out for a continuance of these observations during the next year.

Fall sowing of coniferous beds:

Species	Number of Beds Sown	Total Amount of Seed Sown	
		Pounds	Ounces
White Cedar.....	35	26	4
Jack Pine.....	60	33	...
Scotch Pine.....	101	63	2
Red Pine.....	476	357	...
Norway Spruce.....	70	105	...
White Spruce.....	84	84	...
Totals.....	826	668	6

Hardwood seed sown was as follows:

Species	Total Amount of Seed Sown in Bushels
Ash, White.....	21
Basswood.....	8
Butternut.....	120
Cherry, Black.....	2
Elm, White.....	10
Maple, Hard.....	27
Maple, Soft.....	20
Oak, Red.....	43
Walnut, Black.....	800
Totals.....	1,051

This year, for the first time, a light application of a solution of nitrate of soda was made on the seed beds. The first applications were experimental, but the results were so marked and the progress of the beds which had been sprayed was so outstanding that all beds were eventually treated each second week until the end of the first week in June.

(d) *Transplanting.*

As a result of the severe drought and extreme heat conditions which prevailed throughout the growing season, certain of the thin barked species suffered severely in the transplant lines. This was notably the case with the two spruces and larch. During the heat of the day the surface soil temperature reached such a height that the small trees were girdled by being seared at the ground level. A distinct swelling with a very definite lesion of the bark was noticeable in those specimens which were lost, the swelling and lesion occurring at ground level.

An experimental area of ten transplant beds was laid off in the white and norway spruce transplants and mulch paper was laid between the rows of transplants. The results were encouraging as a much better survival was obtained, as well as better growth, where the mulch paper was used. This survival varied from an average increase of 20 per cent. in the white spruce to as high as 50 per cent. in the norway spruce, the latter species suffering much more severely from the heat girdling. The extreme heat and drought was a very definite factor in these results, however, and it is hoped to carry out observations under more normal conditions next year.

Spring transplanting of coniferous stock was as follows:

Species	Number Transplanted
Cedar, White.....	325,000
Larch, Siberian.....	25,700
Pine, Austrian.....	5,400
Pine, Jack.....	657,000
Pine, Red.....	385,000
Pine, Scotch.....	335,000
Pine, White.....	500,000
Spruce, Norway.....	480,000
Spruce, White.....	525,000
Total.....	3,238,100

Spring transplanting of hardwood:

Species	Number Transplanted
Elm, White.....	20,000
Maple, Hard.....	6,000
Maple, Red.....	20,000
Maple, Silver.....	20,000
Walnut.....	22,000
Miscellaneous (Black Cherry, Basswood, etc.).....	1,000
Total.....	89,000

(e) Nursery Stock on hand for distribution, 1932.

CONIFERS		Totals
Species		
Red Cedar.....		5,200
White Cedar.....		465,000
Hemlock.....	
European Larch (Finnish Seed).....		10,600
Austrian Pine.....		1,500
Jack Pine.....		153,000
Red Pine.....		150,000
Scotch Pine.....		300,000
Norway Spruce.....		400,000
White Spruce.....		186,000
Total.....		1,671,300

In addition to the stock on hand which is shown above, a total of 3,500,000 white pine of all ages were destroyed during the past summer as a Blister Rust Control measure.

DECIDUOUS		Totals
Species		
White Ash.....		35,000
Basswood.....		1,500
Butternut.....		29,500
Black Cherry.....		600
White Elm.....		39,700
Hard Maple.....		20,000
Silver Maple.....		87,000
Red Oak.....		61,000
Black Walnut.....		179,500
Japanese Walnut.....		8,300

CUTTINGS		
Carolina Poplar.....		50,000
White Willow.....		25,000
Total.....		537,100

*(2) Improvements**(a) Buildings.*

No new buildings were constructed during the year. The interior of the barn was renovated, however, the cobble floor of the stables being replaced with concrete and new stalls built. A new floor was laid over part of the mows upstairs and the granary was enlarged and remodelled.

(b) Roads and Bridges.

The wings⁷ and abutments of the bridge on the approach from the village were raised eighteen inches to accommodate the new grade. All roads were graded and gravelled.

(c) Electricity and Telephones.

In the vicinity of the buildings all electric and telephone lines were replaced with underground cables.

(d) Wells.

To obtain a new supply of water for the superintendent's house a well was drilled to a depth of fifty-two feet and a small electric pump was installed.

(e) *Fences.*

A woven wire fence was erected along that part of the west side of the nursery north of the fifth concession. One hundred and eighty-five rods of fence was replaced with woven wire.

(3) *Permanent Planting*

In the two hundred acre block in Manvers Township, the area which had been burned over and which had been opened up during the preceding winter was planted. The plantations, seven in number, were arranged with the narrow edge to the fence line and extended back to the bush. Species planted, numbers, area planted, etc., follow:

Plan-tation No.	Species	Arrangement	How Planted	Spacing	Number of Trees	Area in Acres
1	Scotch Pine.....	Pure	Spade in Furrow	6x6	6050	5.0
2	Red Pine.....	"	" "	6x6	6050	5.0
3	Jack Pine.....	"	" "	6x6	6050	5.0
4	Red and Jack Pine.....	Alternate rows	" "	6x6	R3350 J3350	5.5
5	Red and Scotch Pine....	"	" "	6x6	R3300 S3300	5.5
6	Jack and Scotch Pine....	"	" "	6x6	J3300 S3300	5.5
7	Red and White Pine....	"	" "	6x6	R3400 W3400	5.6
Totals.....					44,850	37.1

(4) *Protection*

(a) *Animal and Bird.*

Little trouble was experienced from mice or rabbits during last winter. The rabbits are much less numerous than during the past few years, partially as a result of the clean-up carried on systematically during the past two years.

Crows continue to be a pest in the walnut and butter-nut areas. They are especially destructive during the germination of the seed. Shooting was resorted to before any measure of control could be established.

Black and red squirrels have constituted an increasing nuisance during the past two years in the seed bed areas and in the areas planted to walnut and butternut.

(b) *Insects.*

White Pine Weevil. Considerable damage from the white pine weevil was noted in the Durham County Forest and in the two hundred acre block in Manvers Township. No infestations were noted on the nursery or in plantations. The usual control methods were followed.

June Bug Larvae. No extension of areas attacked by June Bug Larvae last year were noted. The areas attacked at that time are now recovering.

Leconte's Sawfly. Depredations of Leconte's Sawfly were again noted in the areas reported as being infested last year. Control measures were adopted

to prevent the spread of this pest. No new infestations were reported, however, nor has the attack come in any way close to the nursery.

(c) *Fungi.*

White Pine Blister Rust. A considerable start was made this season in the control of the White Pine Blister Rust. All plantations within a radius of several miles were visited and where infections were located the owners were advised as to the measures to be adopted for control purposes. In the vicinity of the nursery itself all species of ribes within an area of one square mile were destroyed to do away with the alternate host.

In the Durham County Forest numerous infections were located in both mature and immature white pine. The situation has become so serious as to lead to a decision to cease growing and shipping white pine trees from the nursery until control measures have had a chance to become more thoroughly effective.

An experiment in spraying the various species of ribes with chemical weed killers was attempted but was finally abandoned as being too dangerous to live stock.

(5) *Woodlot Improvement*

On the two hundred acre block in Manvers Township, slash from logging and cordwood operations was cleared over an area of about twenty-five acres. Tops were lopped and brush piled and burned. The remainder of the area which was damaged by fire during the summer of 1930 was clear cut—some five acres being so treated. The wood which was badly charred in most cases was used for firewood on the nursery.

(6) *Publicity*

A general awakening to the value and the necessity of reforestation, not only on the part of farmers and others directly concerned with planting, but also by business men, is much in evidence. The increasing number of requests for lectures from Service Clubs and Horticultural Societies, not only on general reforestation but upon specific phases of the subject and the calls for advice regarding the purchase and planting of areas of from one hundred acres in areas up, are an indication of this.

The Municipal Demonstration Plots, which have been established in the district, are continuing to bring much favourable comment. The establishment of these plots should be increased to a maximum. They are one of the most inexpensive and, at the same time, one of the most effective methods of attracting favourable attention.

Exhibits were placed at five fall fairs. An effort was made to reach the agricultural communities most interested and to spread the exhibit over as much territory as possible. As a result the exhibit visited only one fair in each near-by county, as follows: Oshawa in Ontario county, Lindsay in Victoria county, Norwood in Peterborough county, Markham in York county, Orono in Durham county. Results were exceptionally good throughout.

In addition to the fall fairs, the exhibit was placed at the International Ploughing Match near Peterborough. These ploughing matches offer an unexcelled opportunity for reaching the public interested and, where possible, an exhibit should be placed at the International Match at least.

In connection with our exhibit this year we added certain features to show the fire protection of the work of the Branch. This was done in co-operation

with Mr. Crosbie of the Tweed Inspectorate. As our exhibit reaches a considerable number of persons who are in direct contact with the fire districts, in the eastern and northern sections which are visited, this combination would appear to be advisable.

MIDHURST

(1) *Nursery Operations*

(a) *Fertilizers.*

Natural barnyard manure still continues to be our main source of fertilizer. The amount used is not as great as formerly, as the soil is gradually being built up both chemically and physically with the use of sweet clover as a green legume fallow crop and decomposed humus from our swamp land.

This humus is hauled and spread on the nursery land during the winter season. | This year 1,079 loads were taken out. This humus is rich in available nitrogen as well as improving the soil from a physical standpoint.

The legume seed (sweet clover) before sowing is thoroughly treated with nitro-culture and the resulting nodular development is very gratifying.

The seed bed land received the heaviest application of manure as well as considerable artificial fertilizers. The following artificial fertilizers were used this year.

Sulphate of Potash.....	72 lbs.
Sulphate of Ammonia.....	92 "
Bone Meal.....	80 "
0—12—15.....	52 "
Muriate of Potash.....	52 "
Sheep Manure.....	436 "
4—8—10.....	72 "
Blood Tankage.....	384 "
2—8—10.....	72 "
Carbonate of Potash.....	600 liquid lbs.
Acid Phosphate.....	132 lbs.
Wood Ashes.....	12 "
Animal Tankage.....	24 "
Steamed Bone Meal.....	12 "
Nitrate of Soda.....	12 "
Rock Phosphate.....	12 "

This gives a total weight of 2,116 pounds of artificial fertilizers used on seed beds at this station. Besides this the lawns receive four or five hundred pounds of Blood Meal, Sheep Manure and Bone Meal.

(b) *Seed.*

As usual the majority of our seed was furnished from the extracting plant at Angus.

(c) *Seed Beds.*

This year most of our seed beds were sown in the fall. Seeding commenced on October 28th, and finished on November 13th.

A few beds were sown in the spring on May 11th.

The following chart gives this data in tabulated form.

FALL SOWING

Species	No. of Beds	Amount	
		lbs.	ozs.
Red Pine.....	656	574	..
White Pine.....	282	452	..
White Spruce.....	125	93	4
White Cedar.....	68	51	2
Norway Spruce.....	67	50	..
Jack Pine.....	45	35	6
Scotch Pine.....	40	32	8
Hemlock.....	10	10	..
Red Cedar.....	8	64	..
Black Locust.....	2	2	..
Totals.....	1,303	1,364	4

Fall Sowing—(Experimental Group).
Fifty-five Beds.

SPRING SOWING

Species	No. of Beds	Amount	
		lbs.	ozs.
Larix Leptolepis.....	4	3	..
Red Pine.....	4	4	6
Totals.....	8	7	6

Grand total of beds sown during the year—1366.

Grand total of amount of seed by weight—1417 lbs. 10 ozs.

We were again troubled with late spring frosts after germination and some of our Scotch pine and Norway spruce beds were damaged.

The loss from damping-off was not excessive and the seedlings did well after the danger from frost and damping-off was past.

HARDWOOD SEED SOWN SEASON 1930-31

FALL

Species	Amount in Bushels
Walnut.....	793 $\frac{1}{2}$
Butternut.....	128
Red Oak.....	48
White Ash.....	32
Hard Maple.....	40
Basswood.....	13
Black Cherry.....	2
Hickory.....	2 $\frac{5}{8}$
Black Locust.....	2 lbs.

SPRING

Species	Amount in Bushels
Walnut.....	10
Soft Maple.....	15
Elm.....	10
Hickory.....	1 $\frac{1}{4}$

Total sown in Fall, 1,061 $\frac{1}{8}$ bushels.

Total sown in Spring, 36 $\frac{1}{4}$ bushels.

Grand total of Hardwoods sown, Season
1930-31, 1,097 $\frac{3}{8}$ bushels, plus 2 lbs. of
Black Locust.

(d) *Transplanting.*

The season for transplant work was excellent as we received plenty of rain throughout.

The summer season was dry and excessively hot at times and as a result the mortality in our transplant beds was greatly increased above normal. The following trees were lined out:

Species	Number
Red Pine.....	275,726
White Pine.....	1,388,248
Scotch Pine.....	146,639
Jack Pine.....	237,368
Norway Spruce.....	492,124
White Spruce.....	493,324
Red Cedar.....	288
White Cedar.....	24,139
Totals.....	3,057,856

(e) *Trees Ready for Distribution in 1932.*

CONIFERS		HARDWOODS	
Species	Number	Species	Number
Red Pine.....	1,346,000	Walnut.....	150,425
White Pine.....	866,000	Red Oak.....	50,000
Jack Pine.....	216,000	Elm.....	47,110
Scotch Pine.....	136,000	Butternut.....	35,000
European Larch.....	37,000	White Ash.....	30,200
Norway Spruce.....	412,000	Soft Maple.....	18,040
White Spruce.....	180,000	Hard Maple.....	3,225
White Cedar.....	200,000	Black Cherry.....	1,579
Total.....	3,393,000	Car. Poplar.....	15,000
		White Willow.....	15,000
		Total.....	365,579
Grand Total.....	3,758,579		

(f) *Nursery Stock in other stages of development.*

CONIFERS		HARDWOODS	
Age	Number	Species	Number
1-year old.....	4,400,000	Soft Maple.....	40,000
2-year old.....	4,000,000	Butternut.....	20,000
Total.....	8,400,000	Ash.....	40,000
		Hard Maple.....	60,000
		Total.....	160,000
Grand Total.....	8,560,000		

Small quantities of Black Cherry, Basswood, Yellow Birch and Black Locust.

(2) *Improvements*

This year saw the completion of our land clearing (stumping, stoning and breaking up) for use in the propagation of trees for shipping. The roads through all this land have been laid out and hedged. Considerable hedging with spruce was done both in the spring and early fall months. About half a mile of our main road was surfaced with clay and gravel.

This year the park was greatly improved and new additions added to it. Adequate seating and fire-place accommodation was provided. Lights were installed in the older section of this beauty spot.

One of the permanent houses had a verandah added to it and a pressure water system installed.

The perennial border at the superintendent's house was further developed and made a wonderful display during the summer season.

The ditches on the highway and sixth concession near headquarters were improved and stoned.

(3) *Permanent Planting*

The land so far acquired at this station is nearly completely planted up. The land still remaining to be planted consists of small isolated areas.

This year the following trees were planted from this station.

MIDHURST NURSERY		HIGHWAY PLANTING	
Red Pine.....	31,400	Conifers.....	3,000
White Spruce.....	1,000	Hardwoods.....	4,050
Norway Spruce.....	1,000		
European Larch.....	5,000	Total.....	7,050
Poplar.....	8,000		
White Willow.....	8,000		
Total.....	54,400		
Grand Total.....			61,450

(4) *Protection*(a) *Insects.*

During early July the white pine plantations were patrolled for weevil. The infected tops were cut off and destroyed.

All plantations were thoroughly inspected for any sign of the Leconte's Sawfly (*Neodiprion lecontei*). This pine needle eating sawfly has become very troublesome in this district in the last few years.

Many of the surrounding private plantations were inspected and the infected ones treated with arsenate of lead spray (3-5 lbs. per 50 gals. of water) or the caterpillars destroyed by crushing. We hope by this intensive survey of plantations in the district to eradicate this insect in a few years.

Less troublesome leaf mining and eating insects were kept under control by spraying.

(b) *Fungus diseases.*

Poplar canker (*Hypoxyylon pruniatum*) is making rapid strides in this section and the large toothed aspen (*Populus grandidentata*) seems to be doomed in this district as trees three and four inches in diameter are now being attacked.

An intensive ribes eradication programme was inaugurated at this station this year. This work is being carried on to insure that the white pine stock to be shipped from this nursery will be free from blister rust. It also insures the protection of permanent white pine plantations planted here from blister rust. This disease is making rapid progress throughout the province and white pine is in great danger. Altogether about five hundred acres were covered and 54,651 bushes of ribes (wild black and red currants and gooseberry) were eradicated.

(c) *Birds.*

Sparrows which cause considerable damage to the young germinating seed are kept under control by the use of traps and gun shot.

(d) *Fire.*

We had two small grass fires at this station this year. Both were caused through carelessness and from now on strict measures will be taken with anyone causing fire at this station.

The fire-guard system as usual was kept in good condition, free from all growth.

(5) *Woodlot Improvements*

During the winter season of 1930-31 considerable mixed hardwood and lowland coniferous bush was given an improvement cutting. This, combined

with the removal of scattered old trees in our young plantations, yielded the following:

275 thousand board feet of lumber.
200-300 cords of firewood.
300-400 fence posts.

(6) *Publicity*

The park is still a growing centre of interest and many picnics and gatherings were held there.

People are attracted to this beauty spot and in coming to see it they come in direct contact with the results of reforestation. This is a wonderful object lesson to them. Transient visitors to this station are becoming more numerous each year. Every means is taken to show them the benefits arising from reforestation as carried on in this province. A show case displaying our bulletins has been placed in the park.

As usual the school fair was held here and was bigger and better than ever.

During the fall an exhibit was displayed at various fall fairs in the district and a keen interest was taken in our work.

This summer the highway from Barrie to the west boundary of the nursery was paved. This combined with the growth that the station is beginning to show will in a few years make it the centre of attraction for tourists as well as the surrounding district.

SAND BANKS

No extensive planting was done on the Sand Banks this year. Some brush was drawn from local farms and spread on the sand and the barrier fences were maintained. A few trees were distributed locally, but no extensive shipping of stock was carried out.

COUNTY FORESTS

The following trees were planted:

HENDRIE (Simcoe County)

Red Pine.....	10,200
Cedar.....	3,000
Scotch Pine.....	400
White Spruce.....	225
White Pine.....	11,325
	<hr/>
	25,150

ORR LAKE (Simcoe County)

Red Pine.....	268,900
White Pine.....	16,100
Larch.....	1,000
Cedar.....	400
Jack Pine.....	300
Scotch Pine.....	300
White Spruce.....	300
Norway Spruce.....	300
	<hr/>
	287,600

VIVIAN (York County)

Red Pine.....	57,000
White Pine.....	35,000
Scotch Pine.....	32,000
Jack Pine.....	27,000
Larch.....	3,000
White Spruce.....	3,000
Rooted Poplar.....	2,000
Elm.....	500
Ash.....	500
Maple.....	500
	<hr/>
	160,500

UXBRIDGE (Ontario County)

Red Pine.....	40,000
White Pine.....	30,000
Scotch Pine.....	5,000
Black Cherry.....	200
	<hr/>
	75,200

NORTHUMBERLAND (Northumberland and Durham Counties)

Red Pine.....	5,000
White Pine.....	5,000
White Spruce.....	5,000
	<hr/>
	15,000

DURHAM (Northumberland and Durham Counties)

Red Pine.....	32,000
White Pine.....	20,000
Scotch Pine.....	20,000
Jack Pine.....	6,000
Elm.....	3,000
Maple.....	3,000
Ash.....	3,000
	<hr/>
	87,000

LAROSE (Prescott and Russell Counties)

White Spruce.....	25,000
-------------------	--------

VICTORIA (Victoria County)

Red Pine.....	75,000
Scotch Pine.....	25,000
	<hr/>
	100,000

DUFFERIN (Dufferin County)

(Commenced 1931)

White Pine.....	120,000
Red Pine.....	102,000
Scotch Pine.....	7,000
	<hr/>
	229,000

CAMP BORDEN FOREST (Simcoe County)

Red Pine.....	76,000
Jack Pine.....	33,500
White Pine.....	28,500
Walnut.....	27,000
Willow.....	25,000
Ash.....	16,000
Poplar.....	10,500
Scotch Pine.....	10,000
Red Oak.....	3,400
Austrian Pine.....	5,600
Locust.....	4,500
Basswood.....	2,000
Elm.....	2,000
Larch.....	2,000
White Spruce.....	400
	<hr/>
	246,400

PRIVATE FOREST

OSLER (Durham County)

White Spruce.....	20,250
White Cedar.....	20,050
Scotch Pine.....	24,000
Red Pine.....	10,000
Larch.....	5,000
	<hr/>
	79,300

NORTHERN PLANTATIONS

NAIRN (Sudbury)

Red Pine.....	215,000
---------------	---------

KIRKWOOD (Algoma)

Red Pine.....	1,627,000
White Pine.....	248,000
Jack Pine.....	100,000
White Spruce.....	100,000
	<hr/>
	2,075,000

ARDBEG (Parry Sound)

Red Pine.....	100,000
---------------	---------

BURLEIGH (Peterborough County)

Red Pine.....	75,000
---------------	--------

KIOSK (Nipissing)

Red Pine.....	50,000
White Pine.....	290,000
	<hr/>
	340,000

RANGER PLANTATIONS

Red Pine.....	66,850
White Pine.....	17,750
Cedar.....	14,500
Scotch Pine.....	3,000
White Spruce.....	6,650
Hard Maple.....	1,525
Larch.....	1,000
Soft Maple.....	1,000
Elm.....	1,000
Juniper.....	1,000
	114,275

DEMONSTRATION PLOTS

New plots established.

Board of Parks, Preston.....	9,000
Brantford.....	76,700
Brighton Waterworks.....	9,000
Kitchener.....	25,000
Markham Waterworks.....	2,800
Nickel City.....	3,000
Ontario Agricultural College.....	20,600
Ontario Athletic Commission.....	600
Owen Sound Kiwanis.....	40,000
Renfrew Boy Scout plot.....	3,000
St. Andrew's College.....	60,500
St. James (Carlton Place).....	6,000
Woolwich.....	4,200
	260,400

Additions to plots previously established.

Albemarle.....	5,500
Angus.....	130,000
Angus Park.....	40,000
Beeton.....	18,000
Boy Scout Forest.....	370,000
Hamilton Parks Board.....	82,400
Highway.....	20,700
London Kiwanis.....	8,000
Spanish River Indian Reserve.....	1,000
Warkworth.....	500
Woodbridge.....	800
Manvers.....	50,325
North York.....	6,500
	733,725

DIRECT SEEDING

The seeding of an area near Ardbeg in the Township of Burpee to Jack Pine and White Spruce was begun this year. The area sown consisted of 1,109 acres of which 795.60 acres was sown to Jack Pine, 1,000 lbs. of seed being used, and 313.40 acres was sown to White Spruce, 1,640 lbs. of seed being used.

MOSS GATHERING

An area of moss was located in a Spruce swamp near Massey in the Sudbury Inspectorate. A total of 30,000 pounds was procured.

PRIVATE PLANTING

In the Spring of 1931, 5,512 people secured trees from the Ontario Forestry Branch, totalling in all 5,220,946.

SCHOOL PLANTING

In the Spring of 1931, 371 schools secured trees from the Ontario Forestry Branch, totalling in all 90,547.

SEED COLLECTING

CONIFERS

Red Pine.....	1,152 2/8
White Pine.....	8 6/8
White Spruce.....	77 2/8
Hemlock.....	4 5/8
Balsam.....	5
Norway Spruce.....	40 3/8
Austrian Pine.....	4
Scotch Pine.....	124
White Cedar.....	88 2/8
Red Cedar.....	5
	<hr/>
	1,509 4/8

DECIDUOUS

Walnuts.....	1,121
Butternuts.....	20 2/8
Bitternut Hickory.....	2 5/8
Shagbark Hickory.....	3
Red Oak.....	40 5/8
White Birch.....	5 6/8
Yellow Birch.....	6 6/8
Black Cherries.....	1 4/8
White Ash.....	2 1/8
Green Ash.....	1 7/8
Red Ash.....	1 6/8
Black Locust.....	17 6/8
Chestnut.....	1
	<hr/>
	1,226
	<hr/>
Grand Total.....	2,735 4/8

SUMMARY OF TREES PLANTED PERMANENTLY, 1931

PLACE	Conifers	Hardwoods	Cuttings	Totals
Private Planting:				
Reforestation	3,207,204	761,932	192,298
Windbreaks	1,059,512	5,220,946
School Planting	74,333	16,214	90,547
Demonstration Plots	884,975	66,150	43,000	994,125
County Forests:				
Hendrie	25,150	25,150
Vivian	157,000	3,500	160,500
Northumberland	15,000	15,000
Uxbridge	75,000	200	75,200
Larose	25,000	25,000
Durham	78,000	9,000	87,000
Victoria	100,000	100,000
Orr Lake	287,600	287,600
Dufferin	229,000	229,000
Camp Borden	156,000	65,400	25,000	246,400
Osler (Private)	79,300	79,300
Northern Plantations:				
Nairn	215,000	215,000
Kirkwood	2,075,000	2,075,000
Kiosk	340,000	340,000
Burleigh	75,000	75,000
Ardbeg	100,000	100,000
Rangers' Plantations:				
Kenora	5,500	5,500
Sioux Lookout	25,000	25,000
Soo	15,500	3,500	19,000
Sudbury	1,250	25	1,275
Parry Sound	21,000	21,000
Pembroke	20,000	20,000
Tweed	22,500	22,500
Nurseries:				
St. Williams	234,850	9,450	94,400	338,700
Midhurst	38,400	16,000	54,400
Orono	44,850	44,850
Totals	9,686,924	935,371	370,698	10,992,993

SUMMARY OF NURSERY STOCK FOR PLANTING, 1932

NURSERY	Conifers	Hardwoods	Cuttings	Totals
St. Williams	3,918,000	950,000	375,000	5,243,000
Midhurst	3,393,000	335,579	30,000	3,758,579
Orono	3,623,800	946,600	75,000	4,645,400
Totals	10,934,800	2,232,179	480,000	13,646,979

V.—FOREST SURVEYS

The forest survey programme for 1931 contained three projects—

- (1) Eastern Provincial Forest Survey.
- (2) Timagami “ “ “
- (3) Georgian Bay “ “ “

The Eastern Provincial Forest Survey was undertaken to furnish detailed information as to existing forest conditions. The total area of the forest comprises some $325\frac{3}{4}$ square miles or 208,480 acres. During 1931 approximately two-thirds of the total was examined leaving 100 square miles for a future survey. The type of survey was similar to those conducted on the Wanapitei Provincial Forest and on the Gillies' Limit in the Timagami Provincial Forest.

The greater percentage of the stands now present on the area are in the immature classification and a considerable portion will fall into a hardwood barren classification, a type resulting from repeated burning over the same area. This type is characteristic and is identified by having from 40 to 80 per cent. of the surface area bare rock. Vegetation consists of a sparse covering of poplar and white birch and a scrubby coppice growth of soft maple and red oak. This survey will pay particular attention to the pine regeneration and to areas where soil conditions will allow for artificial and natural improvement.

The present mature associations are the tolerant hardwoods (maple, yellow birch, beech, etc.) and the black spruce and cedar swamp types.

Timagami Provincial Forest Survey

A small crew of three men were employed to complete the survey commenced in 1929 and continued in 1930. The area covered lies in the townships of Askin, Milne and Olive.

Mature pine timber stands prevail in the western half of Olive and in the central portion of Milne. The balance of the area is a promising growth of second and young growth stands.

Georgian Bay Provincial Forest Survey

The survey conducted in 1930 on this area was more in the nature of a reconnaissance survey to identify the forest type associations mapped from the aerial photographs. By the process of elimination, rock barren areas, swamp types and mature timbered areas were definitely delimited and no further information was considered necessary. This left a considerable area with less definite description and includes immature stands on fair to good soil.

The work this past season was to examine these latter mentioned stands to determine more accurately the forest composition and to decide methods for their improvement.

Three men were employed during the summer and one more season will be necessary before the final maps and reports can be completed.

VI—FOREST INVESTIGATIONS

The forest investigation programme for 1931 involved a continuation of the investigations of 1930 on cut-over pine and pulpwood lands unburnt since logging.

Continuing the survey in the Sault Ste. Marie district one party worked in cut-over pulpwood stands on the lower Batchawana river drainage area. A second party covered an area in the vicinity of Gogama, Sudbury district. In

the North Bay section a party studied the regenerative characters of white pine. A party working in Algonquin Park studied the conditions with regard to regeneration of pine on the old cut-over areas in this section of the province.

LETTER OF TRANSMISSION

TO THE RIGHT HONOURABLE SIR WILLIAM MULOCK, K.C.M.G.,
*Chief Justice of Ontario, and Administrator of
the Government of the Province of Ontario.*

SIR,—I have the honour to transmit to you herewith, for presentation to the Legislative Assembly of the Province of Ontario, the Forty-first Annual Report of the Department over which I have the honour to preside.

I have the honour to be, Sir,

Your obedient servant,

CHAS. MCCREA,
Minister of Mines.

DEPARTMENT OF MINES,
Toronto, 1932.

INTRODUCTORY LETTER

TO THE HONOURABLE CHAS. MCCREA,
Minister of Mines.

SIR,—The undersigned has the honour to submit the Forty-first Annual Report of the Department of Mines, issued in seven parts, as follows:—

PART 1

Statistical Review of Ontario's Mineral Industry in 1931, by W. R. Rogers and A. C. Young.
Mines of Ontario in 1931, by D. G. Sinclair, R. H. Cleland, E. C. Keeley, D. F. Cooper, and A. R. Webster.
Mining Accidents in 1931, by D. G. Sinclair, R. H. Cleland, E. C. Keeley, D. F. Cooper, and A. R. Webster.
Classes for Prospectors, 1931-32, by E. M. Burwash.

PART 2

Bannockburn Gold Area, with Map No. 41*a*, by H. C. Rickaby.
Tyrrell-Knight Area, with Map No. 41*b*, by A. R. Graham.

PART 3

Geology of the Three Duck Lakes Area, with Map No. 41*d*, by H. C. Laird.
Geology of the Swayze Area, with Map No. 41*c*, by G. D. Furse.

PART 4

Moose Mountain-Wanapitei Gold Area, with Map No. 41*e*, by L. F. Kindle.
Geology of the Townships of Janes, McNish, Pardo, and Dana, with Map No. 41*f*, by E. L. Bruce.

PART 5

Natural Gas in 1931, by R. B. Harkness.
Petroleum in 1931, by R. B. Harkness.

PART 6

Geology of the Kakagi Lake Area, with Map No. 41*g*, by E. M. Burwash.
Geology of the Sioux Lookout Area, with Map No. 41*h*, by M. E. Hurst.
Geology of the Heron Bay-White Lake Area, with Map No. 41*j*, by J. E. Thomson.

PART 7

The Pleistocene of the Toronto Region, with Map No. 41*k*, by A. P. Coleman.

Only Part 1 is bound with the Sessional Papers of the Legislature. All parts, together with accompanying geological maps as indicated above by number and letter, are available on application to the Department.

Respectfully submitted,

THOS. W. GIBSON,
Deputy Minister of Mines.

DEPARTMENT OF MINES,
Toronto, 1932.



PROVINCE OF ONTARIO
DEPARTMENT OF MINES

HON. CHAS. MCCREA, *Minister of Mines*

THOS. W. GIBSON, *Deputy Minister*

FORTY-FIRST ANNUAL REPORT
OF THE
ONTARIO DEPARTMENT OF MINES

BEING

VOL. XLI, PART I, 1932

CONTENTS

Statistical Review of Ontario's Mineral Industry in 1931	- -	1-50
List of Mines, Metallurgical Works, and Quarries	- - -	51-62
Mines of Ontario in 1931	- - - - -	63-114
Mining Accidents in 1931	- - - - -	115-128
Classes for Prospectors, 1931-32	- - - - -	129-131

PRINTED BY ORDER OF
THE LEGISLATIVE ASSEMBLY OF ONTARIO
SESSIONAL PAPER No. 4, 1932

TORONTO
Printed and Published by Herbert H. Ball, Printer to the King's Most Excellent Majesty
1932

CONTENTS

Vol. XLI, Part I

	PAGE		PAGE
Letter of Transmission.....	i	Iron Ore, etc.— <i>Continued</i>	
Introductory Letter.....	ii	Iron Blast Furnaces in Operation, 1931	27
Retrospect and Prospect.....	viii	Pig Iron, Steel, and Ferro-Alloy Producers, 1931.....	27
STATISTICAL REVIEW OF ONTARIO'S MINERAL INDUSTRY IN 1931			
General Remarks.....	1	Table XIX—The Coking Industry, 1930-1931.....	27
Table I—Summary of Mineral Statistics of Ontario for 1931.....	4	Lead, Zinc, and Copper.....	28
Table II—Comparative Value of Mineral Production, 1927-1931.....	5	Uraninite.....	28
Table III—Total Mineral Production of Ontario.....	6	Non-Metallic Minerals.....	29
Gold.....	7	Actinolite.....	29
Table IV—Total Gold Production in Ontario.....	8	Arsenic.....	29
Table V—Ontario's Gold Production, 1931.....	9	Barite.....	29
Table VI—Value of Total Production by Mines of the Porcupine Belt....	10	Beryl.....	29
Table VII—Value of Total Production by Mines of the Kirkland Lake Area	12	Calcite.....	29
Table VIII—Dividends and Bonuses Paid to December 31, 1931.....	13	Diatomite.....	30
Table IX—Yearly Dividends and Bonuses Paid by Gold Mining Companies, 1912-1931.....	14	Feldspar.....	30
Receipts of Crude Gold Bullion at Royal Mint, Ottawa, 1927-1931....	15	Fluorspar.....	31
World Output.....	15	Graphite.....	31
Silver-Cobalt.....	16	Gypsum.....	31
Silver Production, 1930 and 1931....	16	Iron Pyrites and Sulphuric Acid.....	32
Table X—Silver Shipments by Camps, 1904-1931.....	17	Mica.....	32
Table XI—Dividends and Bonuses Paid to December 31, 1931.....	18	Mineral Waters.....	33
Table XII—Total Shipments from Silver Mines, Smelters and Refin- eries, 1904-1931.....	20	Natural Gas and Petroleum.....	33
Nickel, Copper, and Platinum Metals..	21	Peat.....	34
Table XIII—Nickel-Copper Mining and Smelting, 1927-1931.....	22	Quartz, Quartzite, and Silica Brick...	34
Table XIV—Nickel-Copper Refining, 1930-1931.....	23	Salt.....	35
Table XV—Precious Metals Recovered, 1927-1931.....	23	Talc.....	35
Table XVI—Statistical Synopsis, 1930 and 1931.....	24	Structural Materials.....	36
Dividends.....	25	Building Permits.....	36
Table XVII—Total Dividends Paid by Nickel Companies.....	25	Construction Contracts.....	36
Nickel.....	25	Cement.....	36
Copper.....	26	Lime.....	37
Iron Ore, Pig Iron, Steel, Ferro-Alloys, and Coke.....	26	Sand-Lime Brick.....	38
Table XVIII—Iron and Steel Statistics, 1927-1931.....	26	Sand and Gravel.....	39
		Stone.....	40
		Clay Products.....	41
		Mining Company Incorporations.....	43
		Mining Revenue and Expenditures....	44
		Mining Lands Sold and Leased.....	45
		Statement of Moneys Remitted by Mining Recorders, 1931.....	46
		Mining Claims Recorded, 1907, 1912- 31.....	46
		Summary of Business Transacted in Mining Divisions in 1931.....	47
		Details of Profit Tax.....	48
		Temiskaming Testing Laboratories.....	49
		Provincial Assay Office.....	49
		Draughting Office, North Bay.....	50
		LIST OF MINES, METALLURGICAL WORKS, AND QUARRIES	
		Metallics.....	51
		Metallurgical Works.....	54
		Non-Metallics.....	54
		Structural Materials.....	57

	PAGE
MINES OF ONTARIO IN 1931	
Cobalt.....	63
Kenora Prospectors and Miners, Ltd..	63
Copper.....	64
White Lake Mines, Ltd.....	64
Copper-Zinc-Lead.....	64
Treadwell Yukon Co., Ltd.....	64
Gold.....	64
Ankerite Gold Mines Syndicate.....	64
Ashley Gold Mining Corporation, Ltd.	64
Barry-Hollinger Gold Mines Co., Ltd.	64
Beardmore Gold Mines, Ltd.....	66
Bidgood Consolidated Gold Mines, Ltd.....	66
Canusa Mining and Exploration Co., Ltd.....	66
Casey Summit Gold Mines, Ltd.....	67
Coniaurum Mines, Ltd.....	67
De Santis Gold Mining Co., Ltd.....	68
Dome Mines, Ltd.....	68
Gold Banks Syndicate.....	70
Hayden Gold Mines Co., Ltd.....	70
Hollinger Consolidated Gold Mines, Ltd.....	71
Howey Gold Mines, Ltd.....	74
Kirkland Lake Gold Mining Co., Ltd.	75
Kirkland Townsite Gold Mines, Ltd..	75
La Roche Mines, Ltd.....	75
Lake Shore Mines, Ltd.....	76
Lakeland Gold Mines, Ltd.....	78
Lee Gold Mines, Ltd.....	78
Macassa Mines, Ltd.....	78
McIntyre-Porcupine Mines, Ltd.....	79
March Gold, Ltd.....	83
Metals Development, Ltd.....	83
Minto Gold Mines, Ltd.....	84
Moffatt-Hall Gold Mines, Ltd.....	84
Moss Gold Mines, Ltd.....	85
Parkhill Gold Mines, Ltd.....	86
Porcupine United Gold Mines, Ltd....	86
Shaw Porcupine Gold Mines, Ltd.....	87
Sylvanite Gold Mines, Ltd.....	87
Tashota Gold Mines, Ltd.....	89
Teck-Hughes Gold Mines, Ltd.....	90
Toburn Gold Mines, Ltd.....	91
Vipond Consolidated Mines, Ltd.....	91
Wright-Hargreaves Mines, Ltd.....	93
Graphite.....	96
Black Donald Graphite Co., Ltd.....	96
Gypsum.....	96
Canadian Gypsum Co., Ltd.....	96
Gypsum, Lime and Alabastine, Canada, Ltd.....	96
Lead.....	97
Kingdon Mining, Smelting and Manu- facturing Co., Ltd.....	97
Lead and Zinc.....	97
Lake Geneva Mining Co., Ltd.....	97
Lignite.....	97
Ontario Department of Mines.....	97
Nickel and Copper.....	98
Falconbridge Nickel Mines, Ltd.....	98
International Nickel Company of Canada, Ltd.....	99
Radium.....	103
International Radium and Resources, Ltd.....	103

	PAGE
Silver.....	103
Arthur Brocklebank.....	103
Richard Bunclark.....	104
Cain and Taylor.....	104
Castle-Trethewey Mines, Ltd.....	104
Chitty and Pennington.....	104
J. M. C. Dunlop.....	104
Cobalt Contact Mine.....	104
Nova Scotia Mine.....	104
L. G. Giffen.....	105
D. L. Jemmett, Ltd.....	105
Keeley Silver Mines, Ltd.....	105
W. E. McCready.....	106
McKinley Mines Securities Co., Ltd..	106
George Martin.....	106
Mining Corporation of Canada, Ltd..	106
Hudson Bay Mining and Smelting Co.....	106
Base Metals Mining Corporation...	106
Quemont Mining Corporation.....	107
Mincor Exploration and Develop- ment Co.....	107
Ashley Gold Mining Corporation...	107
Normetal Mining Corporation.....	107
I. Mosher and Partners.....	109
Nipissing Mining Co., Ltd.....	109
M. J. O'Brien, Ltd.....	111
Miller Lake O'Brien Mine.....	111
O'Brien Mine.....	111
O'Donald and Pilliner.....	112
C. W. Price.....	112
Sandoe and Moyle.....	112
Yorkshire Cobalt Mining Co.....	112
Talc.....	112
Canada Talc Co., Ltd.....	112
Geo. H. Gillespie Co., Ltd.....	112
Metallurgical Works.....	113
Algoma Steel Corporation, Ltd.....	113
Canadian Industries, Ltd.....	113
Deloro Smelting and Refining Co., Ltd.	113
International Nickel Co. of Canada, Ltd.....	113
Ontario Refining Co., Ltd.....	114
Steel Company of Canada, Ltd.....	114

MINING ACCIDENTS IN 1931

Accidents during 1931.....	115
Fatal Accidents.....	115
Non-Fatal Accidents.....	118
Infection.....	119
Accidents from Explosives.....	119
Electric Accidents.....	119
Underground Fires.....	120
Hollinger Consolidated Gold Mines...	120
International Nickel Co. of Canada...	121
Summary of Rope Tests, 1931.....	123
New Wire-Rope Testing Laboratories...	125
Mine Rescue Stations.....	127
Timmins.....	127
Sudbury.....	127
Kirkland Lake.....	127

CLASSES FOR PROSPECTORS, 1931-32

Introduction.....	129
Change in Lectures.....	129
Acknowledgments.....	130

ILLUSTRATIONS

New wire-rope testing machine, 1,000,000 pounds capacity..... 124
Mine rescue truck at Sudbury..... 127

RETROSPECT AND PROSPECT

“The present moment is one of great distress. But how small will that distress appear when we think over the history of the last forty years; a war, compared with which all others sink into insignificance; taxation, such as the most heavily taxed people of former times could not have conceived; a debt larger than all the public debts that ever existed in the world added together; the food of the people studiously rendered dear; the currency imprudently debased, and imprudently restored. Yet is the country poorer than in 1790? We firmly believe that in spite of all the misgovernment of her rulers, she has been almost constantly becoming richer and richer. Now and then there has been a stoppage, now and then a short retrogression; but as to the general tendency there can be no doubt. *A single breaker may recede but the tide is evidently coming in.*”

If we were to prophesy that in the year 1930 a population of fifty millions, better fed, clad, and lodged than the English of our time, will cover these islands—that machines constructed on principles yet undiscovered will be in every house—that our debt vast as it seems to us, will appear trifling to our great-grand-children, many people would think us insane. We prophesy nothing; but this we say: If any person had told the Parliament which met after the crash of 1720 that in 1830 the wealth of England would surpass their wildest dreams—that stage-coaches would run from London to York in twenty-four hours, that men would be in the habit of sailing without wind, and would be beginning to ride without horses, our ancestors would have given as much credit to the prediction as they gave to ‘Guilliver’s Travels.’

We cannot absolutely prove that those are in error who tell us that society has reached a turning point, that we have seen our best days. But so said all who came before us, and with just as much apparent reason.”—*Macaulay’s Essays, 1830.*

“It is a gloomy moment in history. Not for many years—not in the life-time of most men who read this paper—has there been so much grave and deep apprehension; never has the future seemed so incalculable as at this time. In our own country there is universal commercial prostration and panic, and thousands of our poorest fellow-citizens are turned out against the approaching winter without employment and without the prospect of it.

In France the political caldron seethes and bubbles with uncertainty; Russia hangs, as usual, like a cloud, dark and silent upon the horizon of Europe; while all the energy, resources and influences of the British Empire are sorely tried, and are yet to be tried more sorely, in coping with the vast and deadly Indian insurrection and with its disturbed relations in China.

It is a solemn moment, and no man can feel an indifference (which happily no man pretends to feel) in the issue of events.

Of our own troubles no man can see the end. They are, fortunately, as yet mainly commercial; and if we are only to lose money and by painful poverty to be taught wisdom—the wisdom of honour, of faith, of sympathy, and of charity—no man need seriously to despair. And yet the very haste to be rich which is the occasion of this widespread calamity has also tended to destroy the moral forces with which we are to resist and subdue the calamity.”—*Harper’s Weekly, October 10, 1857.*

STATISTICAL REVIEW OF ONTARIO'S MINERAL INDUSTRY IN 1931

By W. R. Rogers and A. C. Young

General Remarks

The year 1931 in so far as commercial and financial conditions were concerned, showed no improvement over the previous year. The Canadian price index (1926=100) of all wholesale commodities for December averaged 70.3 as against 77.7 for December of 1930. While conditions in other basic industries have been at a low ebb, mining on the whole experienced a more favourable year, comparatively speaking. Total metallic production, however, declined by \$10,935,929 or 13.0 per cent. in value. Depression observed in the production of base metals, such as nickel and copper, and the very low prices for silver coupled with a reduced schedule for cobalt, were to some extent offset by a marked expansion in gold output which showed an increase of \$7,231,057 or 20 per cent. over 1930 production.

The major feature during the year was the abandonment of the gold standard by Great Britain on September 21 and its influence on the value of the Canadian dollar. On October 19 an Order-in-Council was passed by the Federal Government prohibiting the export of Canadian gold except under license issued by the Minister of Finance. Considerable advantage to the gold mines has resulted, inasmuch as the Canadian government in buying the gold pays for it in New York funds, and the resulting exchange compensation promoted and intensified the activity in this industry both in production and as regards prospecting.

With reference to the gold standard and the temporary withdrawal from it by Great Britain the following excerpt from the Bullion Circular by Sharps and Wilkins' of London, England, dated February 3, 1932, may serve to clarify the effects on currency and the fluctuation in exchange:—

The abnormally heavy withdrawals of gold from London to certain Continental centres which took place during the opening month of 1930, and which, after a temporary cessation, were resumed to an increased extent during July, August and September. As the result of the financial crisis in Germany and Austria which developed in July, confidence abroad became severely shaken, which was followed by the repatriation of part of the large balances held in this country on Continental account.

The serious effect of these exports upon the reserves of gold held by our Central Institution which, according to the return published on the 12th August, had depreciated to the low level of £132,000,000, showing a net efflux of £15,000,000 since the commencement of the year and of rather more than £18,000,000 since the return to a Gold Standard became effective in 1925.

The decision of the Government, after consultation with the Bank of England, to suspend as from the 21st September, 1931, that section of the Gold Standard Act of 1925 which imposed a definite obligation on the part of the Bank to sell bar gold at a statutory price. This alteration in the existing conditions became necessary as a counter move to the heavy withdrawals of foreign balances from this country. An Act to this effect, known as the Gold Standard (Amendment) Act, 1931, was duly passed by Parliament on the 21st September. The new Act merely applied to the sales of gold by our Central Institution and in no way affected the existing conditions of dealing with gold offered for sale in the open market.

The first intimation of any possible change was the refusal of the Bank of England on the 17th September to issue sovereigns for export. Since the return to a gold standard in 1925, the Bank, although under no obligation in the matter, had been in the habit of giving sovereigns for export purposes as an act of grace, considerable quantities having been shipped to the Continent and also to India during this period.

The immediate effect of the amended conditions was a sharp depreciation in the value of sterling in terms of the currencies of other countries remaining on a full gold standard. As the result a premium in terms of sterling on gold, varying in extent according to the depreciation in this currency, became established, and remained throughout the rest of the year, with the highest price 126s. 10d. quoted on the 8th December, and representing a premium of approximately 49 per cent.

Metal Prices.—The recognized metal markets in Canada are in Toronto and Montreal, and copper, lead and zinc are the only non-ferrous metals so far quoted. The United States prices as shown in the following table are taken from *Metals and Mineral Markets*, the weekly Market News Service of the *Engineering and Mining Journal*, and refer to New York quotations. The Canadian prices were supplied mainly by the Dominion Bureau of Statistics, Ottawa.

AVERAGE METALS PRICES, 1931, CANADA AND UNITED STATES

Metal	Unit	United States, price and market	Canada, price and market
		\$	\$
Cobalt	lb.	2.50
Bismuth.....	lb.	1.00 to 1.50	0.482 crude at works
Copper in matte.....	lb.	0.055 estimated at works
Copper in converter copper.....	lb.	0.08398 producers' price at works
Electrolytic copper.....	lb.	0.08116 New York	0.08370 estimated at works
			0.10005 at Montreal
Nickel in matte.....	lb.	0.18 estimated at works
Electrolytic nickel.....	lb.	0.35 New York	0.27144 at works
Gold.....	oz.	20.671834	20.671834
Silver.....	oz.	0.287 New York	0.2987 estimated
Platinum.....	oz.	35.665 New York
Palladium.....	oz.	20.00 New York
Rhodium.....	oz.	53.00 New York
Ruthenium.....	oz.	53.00 New York
Iridium.....	oz.	105.00 New York
Lead.....	lb.	{ 0.04243 New York 0.04049 St. Louis }	0.04168 Montreal
Zinc.....	lb.	0.0364 St. Louis	0.03961 Montreal
Selenium.....	lb.	1.90 at works

As lead and zinc are not produced by Ontario in important quantities a note on the Canadian prices for copper will be sufficient. The Montreal and Toronto copper prices for Canadian consumption are controlled by those of the United States. For example, the quoted prices of electrolytic copper at the Connecticut Valley foundries are taken as the base. If this quoted price were 6.50 cents there would be added 1.25 cents for duty (full duty on copper is 1.50 cents per pound); 0.98 cents premium (15 per cent.), the rate for which is set every week or so; 0.05 cents for being in ingot form; and to the sum of these will be added transportation charges from Connecticut to the point of sale. Electrolytic copper exported on the same date would bring 6.50 cents plus the exchange premium on the date of sale. Electrolytic copper refineries in Canada are now located at Copper Cliff and Montreal.

Explanation of the Valuation of Metal Production.—Because of the high premium on exchange, or to the discount to which the Canadian dollar has been subjected by other countries remaining on the gold standard, and also in order to bring the provincial figures as nearly as possible into agreement with those of the Dominion Bureau of Statistics, an effort has been made in this report to show the figures of value in terms of Canadian funds. As the discount on the Canadian dollar did not become important until September 21, it was necessary to collect statistics on the premiums received by the producers wherever possible on that portion of material marketed during the last quarter of the year. The correction to be applied involved metals only, since non-metallics, structural materials and clay products are nearly all sold in the domestic market, and the

percentage exported would be proportionally so very small as to have little influence on the total. It should be pointed out that in the main tables I and II, which will be used for carrying on the historical record of production value, the figures for gold and platinum metals are reported at their standard gold values. Statistics of the actual premium were received for the major portion of the silver marketed and also for metallic nickel and copper, as well as nickel oxide. Copper and nickel in matte, valued at 5 $\frac{1}{2}$ and 18 cents per pound respectively, for convenience are in terms of Canadian currency. However, as these prices are nominal only, the values may be assumed as either on the gold standard or in Canadian funds as desired. Sales of cobalt, cobalt salts, and bismuth were reported in Canadian currency by the producers, and values on the gold basis were therefore not available and could not be estimated since these items were marketed in many countries and it is probable that premiums would about balance discounts. Practically all the lead produced was sold during the first half of the year or before the discount on the Canadian dollar became a factor, and no premiums were received.

The following table shows the items on which exchange compensation was paid. For those readers wishing information as to the value of the metallic production in terms of the gold standard, column one should be used:—

PREMIUMS RECEIVED BY ONTARIO METAL PRODUCERS, 1931

Metal	Gold basis value	Premium	Total value in Canadian funds
Gold.....	\$43,117,615	\$1,813,133	\$44,930,748
Silver.....	1,880,860	45,595	1,926,455
Copper in matte.....	728,206	728,206
Copper metallic, etc.....	8,178,863	189,982	8,368,845
Nickel in matte.....
Nickel metallic, etc.....	15,005,080	253,373	15,258,453
Nickel oxide.....
Platinum metals.....	2,812,834	107,439	2,920,273
Bismuth.....	3,532	3,532
Cobalt, cobalt oxide, etc.....	651,179	651,179
Lead.....	41,987	41,987
Selenium.....	32,108	32,108
Molybdenite.....	280	280
Total.....	\$72,452,544	\$2,409,522	\$74,862,066

Dividends.—Total payments by metal mines of the Province are noted hereunder. Details are given in the sections dealing with the respective industries:—

TOTAL DIVIDENDS PAID BY METAL MINES

Industry	Total to end of 1930	During 1931	Total to end of 1931
Nickel-copper.....	\$136,548,804	\$8,494,406	\$145,043,210
Gold.....	105,018,827	14,070,458	119,089,285
Silver-cobalt.....	97,471,281	105,000	97,576,281
Grand Total.....	\$339,038,912	\$22,669,864	\$361,708,776

Comparison Tables.—Tables I and II immediately following give the detail of production both as to quantity and value for the year under review, and also values over the last five years. It will be observed that the record output of \$117,960,722 was in 1929, and that in 1930 it fell off to \$113,641,468 or a decrease of 3.65 per cent., while the 1931 valuation was \$95,643,207 or 19.0 per cent. below the peak year and 15.9 per cent. below the 1930 output.

TABLE I.—SUMMARY OF MINERAL STATISTICS OF ONTARIO FOR 1931

Product (tons of 2,000 lb.)	Quantity	Value	Employees	Wages
METALLIC:				
Gold.....oz.	2,085,815	\$ 43,117,615	7,891	\$ 12,762,008
Silver.....“	6,603,027	1,880,860	770	1,001,412
Copper in matte exported (a).....lb.	13,240,120	728,206	(b)4,502	6,839,235
Copper metallic and in concentrates, exported.....“	99,642,505	8,178,863		
Nickel in matte exported.....“	33,693,483	15,005,080		
Nickel, metallic and contained in speiss and in ore exported.....“	28,972,201			
Nickel content of oxides and salts.....oz.	3,920,181	2,812,834	(c) 160	193,234
Platinum metals.....oz.	91,643			
Selenium.....lb.	16,899	32,10 ^c	57	48,122
Bismuth.....“	7,331	3,537		
Cobalt in metal, oxides, salts and residues.....“	521,051	651,179		
Lead, pig, and in concentrates exported.....“	985,633	41,987		
Molybdenite concentrates exported.....“	1,222	280		
Total.....		72,452,544	13,380	20,844,011
NON-METALLIC:				
Actinolite.....tons	35	456		
Arsenic, white.....lb.	3,575,936	135,170	(c)	
Diatomite.....tons	60	840		
Feldspar, crude and ground.....“	7,962	100,119	36	16,528
Fluorspar.....“	40	620		
Graphite, crude and refined.....“	548	32,149	17	9,941
Gypsum.....“	53,358	374,469	155	87,263
Iron pyrites and sulphur (d).....“	6,508	65,080		
Mica.....“	1,049	23,465	16	6,019
Mineral water.....Imp. gals.	197,540	8,578	14	5,331
Natural gas.....M. cu. ft.	7,419,534	4,635,497	1,241	1,383,286
Peat.....tons	504	1,096		
Petroleum, crude.....bbls.	122,364	219,993	123	89,590
Quartzite and quartz.....tons	97,888	148,642	42	24,983
Silica brick.....M.	279	13,70 ^c		
Salt.....tons	231,329	1,760,388	233	259,646
Talc and soapstone.....“	11,806	122,044	36	29,419
Total.....		7,642,308	1,913	1,912,006
STRUCTURAL MATERIALS:				
Cement, Portland.....bbls.	3,470,056	5,006,826	664	798,168
Hydrated lime.....tons	34,284	379,996	287	216,337
Quicklime.....“	113,267	841,194		
Sand and gravel.....“	6,663,972	2,317,015	647	602,933
Sand-lime brick (e).....M.	27,378	253,228	93	72,762
Stone: limestone, trap, granite, etc.....tons	4,051,070	3,197,297	1,039	821,542
Total.....		11,995,556	2,730	2,511,742
CLAY PRODUCTS:				
Brick, face.....no.	59,879,592	1,278,954	1,404	1,159,701
“ common.....“	44,204,620	662,777		
“ fancy and ornamental.....“	259,239	16,829		
“ sewer.....“	1,945,620	33,321		
Tile, drain.....“	10,210,935	244,368		
“ structural, roofing and floor.....“		378,193		
Sewer pipe, copings, flue-linings, etc.....“		696,694		
Pottery.....“		73,860		
Haydite.....“		167,533		
Total.....		3,552,799	1,404	1,159,701
GRAND TOTAL.....		95,643,207	19,427	26,427,460

(a) Copper in matte valued at 5½ cents per pound.

(b) Employees and wages for nickel-copper mines, smelters and refineries includes statistics of the Ontario Refining Company for the first time.

(c) Employees and wages for silver-cobalt smelters and refineries.

(d) Tonnage given is sulphur content of sulphuric acid, no iron pyrite sold in 1931.

(e) No deduction made for lime consumed in manufacturing.

TABLE II.—COMPARATIVE VALUE OF MINERAL PRODUCTION, 1927–1931

Product	1927	1928	1929	1930	1931
METALLIC:					
	\$	\$	\$	\$	\$
Gold.....	33,627,040	32,629,111	33,535,226	35,886,558	43,117,615
Silver.....	5,230,402	4,156,431	4,630,820	3,998,112	1,880,860
Platinum metals.....	1,270,843	1,309,923	1,646,381	2,436,683	2,812,834
Cobalt (a).....	1,764,534	1,671,900	1,801,915	1,144,007	651,179
Nickel (b).....	15,262,171	22,318,907	27,115,461	24,455,134	15,005,080
Copper, metallic and in matte.....	4,946,533	8,770,149	14,622,609	15,186,467	8,907,069
Selenium.....					32,108
Iron ore (c) and pig iron (d).....					
Lead (pig) and in ore.....	528,729	402,289	294,431	116,034	41,987
Zinc in ore and concentrates.....		3,226	297,190	127,004	
Bismuth.....	1,003	5,067	23,413	6,366	3,532
Molybdenite.....					280
Total.....	62,631,255	71,267,003	83,967,446	83,356,365	72,452,544
NON-METALLIC:					
Actinolite.....	1,075	875	375	437	456
Arsenic, white.....	197,668	178,149	154,887	109,932	135,170
Beryl.....			114		
Diatomite.....				140	840
Feldspar, crude and ground.....	154,533	180,153	206,979	104,670	100,119
Fluorspar.....			1,120	1,240	620
Graphite, crude and refined.....	109,613	52,373	90,522	86,543	32,149
Gypsum.....	500,688	553,271	832,689	776,069	374,469
Iron pyrites and sulphur.....	6,077	(e) 54,100	(e) 54,056	(e) 73,855	(e) 65,080
Mica.....	75,183	32,945	45,919	34,275	23,465
Mineral water.....	12,811	27,890	13,651	20,754	8,578
Natural gas.....	4,331,780	4,535,312	4,968,137	5,061,588	4,635,497
Peat.....		5,845	4,500	1,602	1,096
Petroleum, crude.....	289,391	249,981	253,678	235,746	219,993
Phosphate of lime (apatite).....	824				
Quartzite and quartz.....	266,204	308,608	316,050	274,674	148,642
Silica brick.....	(f) 28,549	86,323	80,374	19,120	13,702
Salt.....	1,510,777	1,377,629	1,420,424	1,568,405	1,760,388
Talc and soapstone.....	181,981	179,187	180,492	133,213	122,044
Total.....	7,638,605	7,822,641	8,621,427	8,492,263	7,642,308
STRUCTURAL MATERIALS:					
Cement, Portland.....	5,144,326	5,520,897	6,608,246	5,779,404	5,006,826
Lime, hydrated and quicklime.....	2,198,239	2,467,843	3,364,412	2,177,587	1,221,190
Sand and gravel.....	2,035,793	2,056,366	3,156,254	3,559,487	2,317,015
Sand-lime brick (g).....	721,485	745,719	641,159	424,178	253,228
Stone: limestone, trap, granite, etc.	4,060,709	4,024,989	4,771,616	4,630,970	3,197,297
Total.....	14,160,552	14,815,814	18,541,687	16,571,626	11,995,556
CLAY PRODUCTS:					
Brick, face.....	2,287,495	2,267,268	2,467,539	1,811,569	1,278,954
“ common.....	1,063,724	1,154,763	1,188,688	779,744	662,777
“ fancy and ornamental.....	25,016	25,714	9,012	23,858	16,829
“ sewer.....	202,920	49,547	92,316	12,490	33,321
Tile, drain.....	521,957	572,577	629,322	593,980	244,368
“ structural, roofing and floor.....	808,436	1,035,119	1,047,807	848,556	378,193
Sewer pipe, copings, flue-linings, etc.....	852,187	974,157	1,167,463	834,361	696,964
Pottery.....	91,300	98,519	96,394	89,384	73,860
Haydite.....			131,621	227,275	167,533
Total.....	5,853,035	6,177,664	6,830,162	5,221,214	3,552,799
GRAND TOTAL.....	90,283,447	100,083,122	117,960,722	113,641,468	95,643,207

(a) Cobalt in oxide, metallic cobalt, and cobalt content of residues marketed.

(b) Nickel in matte, oxide, and metallic nickel.

(c) Exports and shipments to points other than Ontario blast furnaces.

(d) Product from Ontario ore only. (e) Includes value of sulphuric acid produced.

(f) Not included in the total of non-metallics or grand total.

(g) No deduction made for lime consumed in manufacturing.

Table III shows the aggregate value of metallic products from the time production began in Ontario and of other minerals since the year 1891. As regards pig iron it should be pointed out that since 1914 the statistics of annual production credit the Province only with the value of the product made from Ontario ore. This is but a small part of the total output, since the great bulk of the iron ore charged to the blast furnaces of the Province is "lake" ore from the mines of Minnesota and Wisconsin. In the production tables credit is taken only for the ore exported or shipped to points other than Ontario blast furnaces, since to include the value of the domestic ore converted into pig iron in Ontario furnaces would involve a duplication of this item. The table follows:—

TABLE III.—TOTAL MINERAL PRODUCTION OF ONTARIO

Year	Value of mineral production				
	Metallic	Non-metallic	Structural materials	Clay products	Total
	\$	\$	\$	\$	\$
Before 1891....	(a) 9,520,269		(a)		9,520,269
1891.....	388,715		4,316,958		4,705,673
1892.....	864,382		4,509,757		5,374,139
1893.....	614,762		5,505,991		6,120,753
1894.....	842,750		5,244,008		6,086,758
1895.....	616,055		4,554,083		5,170,138
1896.....	963,288		4,271,715		5,235,003
1897.....	1,038,089		4,480,452		5,518,541
1898.....	1,689,002		5,546,875		7,235,877
1899.....	2,055,592		6,361,081		8,416,673
1900.....	2,565,286		6,733,338		9,298,624
1901.....	5,016,734		6,814,352		11,831,086
1902.....	6,257,499		7,134,135		13,391,634
1903.....	5,242,575		7,628,018		12,870,593
1904.....	4,906,677		6,665,970		11,572,647
1905.....	10,201,010		7,653,286		17,854,296
1906.....	13,353,080		9,035,303		22,388,383
1907.....	14,550,835	3,020,537	3,876,275	3,571,726	25,019,373
1908.....	16,754,986	2,629,749	3,396,406	2,856,476	25,637,617
1909.....	22,928,496	2,825,751	4,028,206	3,198,922	32,981,375
1910.....	28,161,678	3,141,658	4,380,000	3,630,559	39,313,895
1911.....	29,102,867	3,674,926	4,935,609	4,263,395	41,976,797
1912.....	34,799,734	4,009,643	4,701,170	4,831,056	48,341,603
1913.....	37,507,935	4,296,450	5,866,775	5,561,151	53,232,311
1914.....	33,345,291	4,339,703	4,505,368	4,105,597	46,295,959
1915.....	44,109,769	4,655,250	3,609,371	1,871,379	54,245,679
1916.....	55,002,918	4,982,140	3,734,065	1,584,699	65,303,822
1917.....	56,831,857	7,702,942	4,962,284	2,596,749	72,093,832
1918.....	66,178,059	7,815,062	4,297,401	2,018,450	80,308,972
1919.....	41,590,759	6,308,182	7,208,413	3,776,562	58,883,916
1920.....	48,281,553	8,141,796	11,921,019	4,735,154	73,079,522
1921.....	28,777,581	6,636,217	13,967,386	5,183,125	54,564,309
1922.....	40,290,157	7,591,913	13,640,166	6,944,218	68,466,454
1923.....	44,076,660	8,511,786	13,139,757	6,269,140	71,997,343
1924.....	52,130,314	7,555,283	12,398,465	5,137,865	77,221,927
1925.....	62,495,472	7,488,034	12,451,174	5,148,626	87,583,306
1926.....	59,218,297	7,842,632	12,681,308	5,356,469	85,098,706
1927.....	62,631,255	7,638,605	14,160,552	5,853,035	90,283,447
1928.....	71,267,003	7,822,641	14,815,814	6,177,664	100,083,122
1929.....	83,967,446	8,621,427	18,541,687	6,830,162	117,960,722
1930.....	83,356,365	8,492,263	16,571,626	5,221,214	113,641,468
1931.....	72,452,544	7,642,308	11,995,556	3,552,799	95,643,207
Total.....	1,255,945,506		585,904,265		1,841,849,771

(a) Prior to 1891 when the Ontario Bureau (now Department) of Mines was established, it is estimated that metals to the value of \$9,520,269 were produced. No estimate has been made of the output of non-metallics up to 1891.

In the total production of metals in Ontario noted hereunder, gold moved up from third to first place in 1927:—

Metal or product	Production to December 31, 1930	Production, 1931	Production to December 31, 1931
	\$	\$	\$
Gold.....	351,120,721	43,117,615	394,238,336
Nickel, including nickel oxide and salts.....	317,068,193	15,005,080	332,073,273
Silver.....	251,981,892	1,880,860	253,862,752
Copper (a).....	121,174,272	8,907,069	130,081,341
Pig iron from domestic ore.....	84,775,556		84,775,556
Cobalt (b).....	24,092,381	651,179	24,743,560
Platinum metals.....	18,493,214	2,812,834	21,306,048
Iron ore (c).....	9,463,516		9,463,516
Lead.....	4,440,879	41,987	4,482,866
Zinc, in ore and concentrates.....	535,696		535,696
Molybdenite.....	209,735	280	210,015
Bismuth.....	136,907	3,532	140,439
Selenium.....		32,108	32,108
Grand Total.....	1,183,492,962	72,452,544	1,255,945,506

(a) Includes small quantities of copper sulphate.

(b) Includes metal, oxide, salts, and cobalt contents of residues exported.

(c) Value of ore shipped out of the Province.

Gold

Oct. 3, 1660.—This day I heard the Duke speak of a great design that he and my Lord of Pembroke have, and a great many others, of sending a venture to some parts of Africa to dig for gold ore there. They intend to admit as many as will venture their money and so make themselves a company. £250 is the lowest share for every man, but I do not find that my Lord do much like it.—*Extract from the Diary of Samuel Pepys.*

Syndicates and companies for the purpose of seeking gold are as old as civilization, but it is certain that in the present day such ventures are more popular with the general public and present greater possibilities for success than they did 270 years ago. This has been confirmed repeatedly in Ontario, and past successes in gold prospecting have been the incentives to the intensive exploration campaign of the past year. This search for gold has been general in every likely area from the Quebec to the Manitoba boundary. Promising discoveries were reported in the Bannockburn area where at least one mine (the Ashley) is rapidly approaching the production stage. In addition, the low-grade gold deposits of the adjacent Matachewan area are now attracting attention. To the west in the Chester-Three Duck Lakes area, about 10 miles southwest of Gogama on the C.N. railway, and in the Swayze area, about 20 miles N.E. of Ridout on the C.P. railway, interesting discoveries of gold ore were made. Both areas are now receiving preliminary prospecting and development. These fields possibly will be extended in area this coming field season. The renewed interest in the Michipicoten area, also at Sturgeon Lake (St. Anthony mine) Thunder Bay district, and elsewhere, is indicative of an active season in the gold-mining industry. At the Moss mine, west of Fort William, a new mill began operating in March, 1932, at a rate of about 100 tons daily.

As mentioned in the next paragraph the advance of 20 per cent. over 1930 figures in the output of gold from Ontario sources shows the measure of successful operation during 1931. Twenty-three mines produced during 1931, eight of which were in the Porcupine belt, and eight in Kirkland Lake. Five were active in the Northwestern part of the Province, two of which made small

sample shipments only. At the end of the year sixteen mines were producing regularly. In addition to the auriferous quartz mines above mentioned, important recoveries of gold and silver were made at Copper Cliff, Port Colborne, and Acton, England, in the treatment of mattes and blister copper derived from the nickel-copper ores.

In the following table the value of the total gold output of the Province, exclusive of premium, is given, also that from Porcupine and Kirkland Lake:—

TABLE IV.—TOTAL GOLD PRODUCTION IN ONTARIO

Year	Total production	Porcupine		Kirkland Lake	
		Value	Per cent.	Value	Per cent.
	\$	\$		\$	
1866-1891.....	(a) 190,258				
1892-1909.....	(b) 2,509,492				
1910.....	68,498	35,539	51.8		
1911.....	42,637	15,437	36.2		
1912.....	2,114,086	1,730,628	81.8		
1913.....	4,558,518	4,294,113	94.1	86,316	1.9
1914.....	5,544,979	5,206,006	93.8	114,154	2.0
1915.....	8,501,391	7,462,111	88.6	551,069	6.5
1916.....	10,339,259	9,391,408	90.8	702,761	6.8
1917.....	8,698,735	8,229,744	94.5	404,346	4.6
1918.....	8,502,480	7,767,907	91.4	632,007	7.4
1919.....	10,451,709	9,941,803	95.1	486,809	4.7
1920.....	11,686,043	10,597,572	90.7	1,033,478	8.8
1921.....	14,692,357	13,103,526	89.5	1,524,851	10.4
1922.....	20,579,569	18,374,658	89.3	2,159,581	10.5
1923.....	20,136,287	17,313,115	85.9	2,719,939	13.5
1924.....	25,669,303	22,135,534	86.2	3,446,632	13.4
1925.....	30,206,432	24,733,120	81.8	5,385,256	17.8
1926.....	30,950,753	23,680,670	76.5	7,174,083	23.2
1927.....	33,627,040	23,851,857	70.9	9,674,114	28.7
1928.....	32,629,111	20,246,319	62.0	12,233,524	37.5
1929.....	33,535,226	19,281,286	57.6	14,046,596	41.8
1930.....	35,886,558	17,758,842	49.6	17,172,770	47.9
1931.....	43,117,615	19,891,521	46.2	21,734,729	50.4
Total to end of 1931..	394,238,336	285,042,716	72.3	101,283,015	25.7

(a) Estimated. (b) Maximum yearly output was \$424,568 in 1899.

The following figures summarize labour statistics as reported to the Ontario Department of Mines for the gold-mining industry:—

AVERAGE YEARLY WAGE, ONTARIO GOLD MINING, 1930 AND 1931

Locality	1930			1931		
	No. of wage earners	Wages paid	Average wage per annum	No. of wage earners	Wages paid	Average wage per annum
		\$	\$		\$	\$
Porcupine.....	4,186	6,447,018	1,540	4,534	7,201,681	1,588
Kirkland Lake.....	2,464	3,987,012	1,618	3,094	5,148,329	1,664
N.W. Ontario.....	198	325,728	1,645	263	411,998	1,566
Operating but non-producing.....	195	204,290	1,047	400	396,605	991
Total.....	7,043	10,964,048	1,557	8,291	13,158,613	1,588

Gold from all sources in Ontario in 1931 totalled 2,085,815 fine ounces or an increase of 20 per cent. over the 1930 production. Of this total 2,062,420 ounces were recovered by the gold mines, 23,381 ounces from the refining of nickel-copper mattes, and 13.6 ounces were contained in ores and concentrates shipped out of the Province for treatment. Details of output by mines and sources follow:—

TABLE V.—ONTARIO'S GOLD PRODUCTION, 1931

Source	Ore milled, tons	Bullion shipped				Total value of bullion ¹
		Gold content		Silver content		
		Fine ounces	Value	Fine ounces	Value	
PORCUPINE						
Coniaurum.....	130,585	36,277.81	\$ 749,929	5,110	\$ 1,423	\$ 751,352
Dome.....	542,600	169,685.66	3,507,712	15,540	4,354	3,512,066
Hollinger.....	1,640,705	487,123.34	10,069,733	99,402	28,242	10,097,975
March.....	58,462	10,513.82	217,340	859	246	217,586
McIntyre.....	617,425	229,413.40	4,742,395	50,686	14,485	4,756,880
Munro-Croesus.....	550	190.54	3,939	35	16	3,955
Porcupine United (Rochester)	1,396	262.51	5,427	44	12	5,439
Vipond.....	100,214	27,236.17	563,021	4,524	1,270	564,291
Miscellaneous.....	9	1,549.19	32,025	466	134	32,159
Total.....	3,091,946	962,252.44	19,891,521	176,666	50,182	19,941,703
KIRKLAND LAKE						
Barry-Hollinger.....	31,958	10,849.11	224,271	1,282	362	224,633
Kirkland Lake Gold.....	52,628	28,314.91	585,321	3,317	929	586,250
Lake Shore.....	816,580	533,756.57	11,033,728	113,087	31,890	11,065,618
Sylvanite.....	91,621	43,436.60	897,914	11,222	3,254	901,168
Teck-Hughes.....	444,410	294,421.57	6,086,234	24,686	6,965	6,093,199
Telluride ²	80	40.02	827	31	8	835
Trout Creek.....	1	78.31	1,619	10	3	1,622
Wright-Hargreaves.....	266,352	140,520.42	2,904,815	17,759	5,022	2,909,837
Total.....	1,703,630	1,051,417.51	21,734,729	171,394	48,433	21,783,162
NORTHWESTERN ONTARIO						
Adair, G. H. (Tashota).....	34	15.12	313	6	2	315
Howey.....	211,552	41,702.44	862,066	15,963	4,540	866,606
Kenora Prospectors (Mikado)	33	185.90	3,843	41	12	3,855
Minto.....	9,448	3,521.31	72,792	106	32	72,824
Parkhill.....	9,082	3,325.42	68,742	225	69	68,811
Total.....	230,149	48,750.19	1,007,756	16,341	4,655	1,012,411
Total for gold mines.....	5,025,725	2,062,419.66	42,634,006	364,401	103,270	42,737,276
Nickel-copper refineries.....		23,381.00	483,328	822,971	230,702	
O'Brien mine, to ² Trail, B.C.....		13.60	281			
Total.....		23,394.60	483,609			
GRAND TOTAL (all sources).....		2,085,814.74	43,117,615			

¹The premium received in addition to values quoted amounted to \$830,799.04 from Porcupine, \$893,518.31 from Kirkland Lake, and \$61,857.38 from Northwestern Ontario.

²Shipped concentrate to Noranda.

TABLE VI.—VALUE OF TOTAL PRODUCTION (GOLD AND SILVER) BY MINES OF THE PORCUPINE BELT

Year	Hollinger	Dome	McIntyre	Vipond	Porcupine Crown and Northcrown	West Dome Lake	Ankerite	Coniarium	Night Hawk Peninsular	Schumacher (a)	March	Paymaster	Rea and Newray
	\$	\$	\$	\$	\$	\$	\$	\$	\$	\$	\$	\$	\$
1910	31,194	4,355											
1911	6,000	4,277		5,160									
1912	909,181	737,499	77,657	16,259									
1913	2,488,022	1,242,625	236,299		326,803								
1914	2,719,355	1,05,238	549,166	73,628	685,135								
1915	4,206,015	1,530,287	750,812	246,053	602,436	102,880				48,236			18,858
1916	5,073,401	2,153,820	1,218,073	176,686	578,322	16,814				225,301			125,255
1917	4,261,938	1,480,174	1,710,204	209,738	377,904	44,434				198,605			
1918	5,752,371	82,127	1,578,444	82,868	124,474	103,745				92,842			
1919	6,722,266	1,290,301	1,978,014			23,910							
1920	6,219,665	2,020,568	2,223,083		71,529	47,169							
1921	9,051,276	2,290,264	1,827,761		97,301								
1922	12,274,114	4,178,936	2,021,811		7,943							2,800	
1923	10,446,412	4,374,144	2,550,129	23,876									
1924	13,433,063	4,307,624	3,604,874	596,803		60,642			268,518				
1925	15,740,109	4,365,923	3,721,499	565,379		287,758			196,947				
1926	14,829,655	3,940,053	3,862,074	631,636		220,758	140,588		111,154		11,055	63,551	
1927	14,539,538	4,031,575	3,965,210	667,724		(b)35,252	359,005		166		19,839	135,025	
1928	10,706,235	3,915,051	4,201,808	694,426			289,960	220,534			133,879	183,271	
1929	9,455,290	3,590,537	4,295,491	820,667		155,797	71,684	635,485			256,303		
1930	10,260,950	774,943	4,696,578	909,414		15,662	878	738,941			306,262		
1931	10,097,975	3,512,066	4,756,880	564,291				751,352			217,586		
total	169,233,025	50,886,387	49,825,867	6,284,608	2,871,847	1,114,821	862,115	2,346,312	566,885	564,984	944,924	384,647	147,076

(a) Purchased by the Hollinger in 1922.

(b) Total value of bullion in 1927 was \$87,919. Figures shown in above table allow for a deduction of \$52,667 due to an erroneous return made in 1925.

TABLE VI.—VALUE OF TOTAL PRODUCTION (GOLD AND SILVER) BY MINES OF THE PORCUPINE BELT—(Continued)

Year	Porcupine United	Davidson	Preston and Clifton	Scottish-Ontario	Porcupine Pet	Porphyry Hill	Gold Reef	Tommy Burns	De Sautis	Hughes	Miscellaneous	Total Value (c)
	\$	\$	\$	\$	\$	\$	\$	\$	\$	\$	\$	\$
1910												35,549
1911												15,437
1912												1,740,596
1913						4,200						4,316,807
1914			15,212		5,000							5,231,989
1915					5,551	2,036	1,547					7,495,853
1916												9,442,417
1917							588	289				8,285,321
1918		15,579										7,833,966
1919		27,089										10,041,580
1920		11,246										10,090,561
1921												13,177,241
1922			1,664									18,479,325
1923			8,331									17,405,648
1924			5,270								(d) 2,756	22,266,891
1925												24,886,615
1926								146		30		23,810,700
1927				5,893							(e) 217,350	23,976,577
1928				6,795							(f) 140	20,352,099
1929	44,285											19,373,240
1930	56,913											17,822,481
1931	5,439										(g) 36,114	19,941,703
Total	106,637	53,914	30,477	12,688	10,551	6,236	2,135	289	146	30	366,001	286,622,602

(c) A record of exchange compensation received, additional to the above amounts, shows the following: 1920, \$1,265,661; 1921, \$1,238,211; 1922, \$189,022; 1923, \$207,742; 1924, \$172,721; 1925, \$2,607 discount; 1926, nil; 1928, \$2,810,555; 1929, \$87,173; 1930, \$20,912; and 1931, \$830,799.

(d) Huddlestone and Cline. (e) Includes "highgrade" recovered from W. P. Wilson. (f) Blue Quartz. (g) Munro-Croesus, \$3,955; and miscellaneous, \$32,159.

TABLE VII.—VALUE OF TOTAL PRODUCTION (GOLD AND SILVER) BY MINES OF THE KIRKLAND LAKE AREA

Year	Lake Shore	Teck- Hughes	Wright- Har- greaves	Tough- Oakes Burnside	Kirkland Lake	Sylvanite	Barry- Hollinger	Argonaut (a)	Canadian Associated Goldfields	Lucky Cross	Gold Hill	Ontario- Kirkland	Swastika and Trout Creek	Total Value (b)
	\$	\$	\$	\$	\$	\$	\$	\$	\$	\$	\$	\$	\$	\$
1913			1,127	66,632						14,006			(c) 7,172	88,937
1914				117,644				5,204						122,848
1915				555,539										555,539
1916				711,625										711,625
1917				342,831										409,553
1918	416,414	80,570		139,683	56,263		(d) 10,114	2,631						646,781
1919	263,354	169,590			286,901			26,863						491,838
1920	503,735	247,757			242,417			513						1,065,256
1921	495,276	322,919	468,751		242,417									1,529,875
1922	471,341	596,495	762,753	107,481	224,396							10,082		2,172,548
1923	547,600	1,117,963	754,979	12,174	223,102			72,512						2,728,331
1924	1,098,572	1,023,025	1,088,725	47,547	46,512			152,072						3,456,453
1925	1,958,720	996,943	1,913,401	263,064				214,183						5,403,289
1926	2,775,000	1,601,209	2,150,844	309,709	126,999			143,387						7,193,411
1927	3,375,053	2,781,962	2,151,916	153,215	473,673	429,424		175,692	34,595		(e) 865			9,703,843
1928	4,073,965	4,948,896	1,838,510	82,316	444,596	738,146		32,430	17,700		12,784			12,271,110
1929	6,090,189	5,048,420	1,734,728		352,789	689,465		9,959					(f) 14,089,233	17,215,974
1930	7,836,779	5,398,271	2,432,888		533,851	794,459		1,891						17,215,974
1931	11,065,618	6,093,199	2,909,837		586,250	901,168							(g) 1622	(h) 21,783,162
Total	40,971,616	30,493,941	18,208,459	2,909,460	3,567,749	3,552,662	1,035,040	789,093	52,295	14,006	13,649	10,082	8,794	101,639,606

(a) Exclusive of copper values. (b) Exchange premiums received in addition to the above valuations were as follows: 1920, \$110,424; 1921, \$121,425; 1922, \$19,590; 1923, \$37,812; 1924, \$24,028; 1925, \$231 discount; 1926, \$595 discount; 1928, \$2,810.55; 1929, \$70,283; 1930, \$15,791; and 1931, \$893.518.

(c) Swastika. (d) Patricia mine, afterwards called Barry-Hollinger. (e) Samples shipped in 1923 and 1926 not heretofore reported. (f) Contains \$11,925 miscellaneous (estimate of high-grade). (g) Trout Creek. (h) Includes Telluride in Skead twp., \$835.

TABLE VIII.—DIVIDENDS AND BONUSES PAID BY GOLD MINING COMPANIES TO DECEMBER 31, 1931

Name of Company	Date of Incorporation	Authorized Capital, \$ or shares	Capital Stock Issued, \$ or shares	Par value per share	Dividends and Bonuses paid to end of 1930, Amount	Dividends and Bonuses paid during 1931, Amount	Rate per cent., or per share, 1931	Total of Dividends and Bonuses paid to Dec. 31, 1931	Date when last Dividend or Bonus was paid
Dome Mines, Ltd. (a)	Sept. 30, 1923	1,000,000	1,000,000	No par	\$ 14,312,508.75	\$ 953,334.00	\$ 1.00	\$ 15,265,842.75	Oct. 20, 1931
Hollinger Cons. Gold Mines, Ltd. (b)	May 25, 1916	25,000,000	24,600,000	5.00	54,786,400.00	3,444,000.00	14%	58,230,400.00	Dec. 31, 1931
Lake Shore Gold Mines, Ltd.	Feb. 25, 1914	2,000,000	2,000,000	1.00	11,220,000.00	4,800,000.00	240%	16,020,000.00	Dec. 15, 1931
McIntyre-Porcupine Mines, Ltd.	Mar. 16, 1911	4,000,000	3,990,000	5.00	9,197,408.00	798,000.00	20%	9,995,408.00	Dec. 1, 1931
Porcupine Crown Mines, Ltd.	May 25, 1913	2,000,000	2,000,000	1.00	840,000.00			840,000.00	July 15, 1917
Rea Consolidated Gold Mines, Ltd.	April 5, 1911	1,000,000	200,000	5.00	12,000.00			12,000.00	1915
Schumacher Gold Mines, Ltd. (c)	Jan. 6, 1914	2,000,000	1,850,000	1.00					
Sylvanite Gold Mines, Ltd.	June 13, 1913	3,300,000	3,299,500	1.00	65,990.00	131,980.00	4%	197,970.00	Dec. 31, 1931
Teek-Hughes Gold Mines, Ltd., The	Mar. 1, 1923	5,000,000	4,767,144	1.00	9,787,145.20	3,118,143.60	65%	12,905,288.80	Nov. 1, 1931
Tough-Oakes Gold Mines, Ltd.	July 15, 1913	3,000,000	2,657,500	5.00	398,625.00			398,625.00	Dec. 27, 1916
Vipond Consolidated Mines, Ltd.	July 17, 1922	2,500,000	2,250,000	1.00	67,500.00			67,500.00	April 5, 1927
Wright-Hargreaves Mines, Ltd. (d)	June 16, 1916	5,550,000	5,550,000	No par	4,331,250.00	825,000.00	\$ 0.15	5,156,250.00	Oct. 1, 1927
Total					105,018,826.95	14,070,457.60		119,089,284.55	

(a) On April 22, 1922, the capital of Dome Mines Co., Ltd., was reduced from \$5,000,000 to \$4,500,000, and \$476,667 (repayment of capital not included in above table) distributed to shareholders in addition to dividends paid to September 30, 1923, when the new company, Dome Mines, Limited, issued 1,000,000 N.P.V. shares at \$7.00 per share. Of these 46,666 shares are transferred to a Trustee and held in trust for the company.

(b) Hollinger Consolidated Gold Mines, Limited, is an amalgamation of the Acme Gold Mines, Ltd.; Millerton Gold Mines, Ltd.; and Hollinger Gold Mines, Ltd. Dividends include \$160,000 paid in 1915 by Acme, also \$4,470,000 paid by Hollinger to May 25, 1916, the date of consolidation.

(c) The Schumacher mine was sold to the Hollinger in 1922 and a total of \$1,591,000 or 86 per cent. of the assets distributed to shareholders, the final payment being made July 30, 1923.

(d) The authorized and issued capital was changed in May, 1927, from 2,750,000 shares of \$1.00 par value to 5,550,000 shares of "no par" value.

TABLE IX.—YEARLY DIVIDENDS AND BONUSES PAID BY ONTARIO GOLD MINING COMPANIES, 1912-1931

Year	PORCUPINE						KIRKLAND LAKE					Total
	*Hollinger Consolidated	Porcupine Crown	Dome Mines†	Rea	McIntyre	Vipond	Tough-Oakes	Lake Shore	Teck-Hughes	Wright-Hargreaves	Sylvanite	
	\$	\$	\$	\$	\$	\$	\$	\$	\$	\$	\$	
1912	270,000											\$270,000.00
1913	1,170,000											1,170,000.00
1914	1,170,000	240,000										1,410,000.00
1915	1,560,000	240,000	400,000.00	12,000			132,875					2,344,875.00
1916	3,286,000	240,000	800,000.00				265,750					4,591,750.00
1917	738,000	120,000	300,000.00		541,542.45							1,699,542.45
1918	1,230,000				543,042.45			100,000				1,873,042.45
1919	1,722,000				364,028.30			100,000				2,186,028.30
1920	2,214,000		416,886.00		546,042.45			80,000				3,256,928.45
1921	3,198,000		478,947.75		546,042.45			120,000				4,342,990.20
1922	3,198,000		715,000.00		546,042.45			80,000				4,951,542.95
1923	3,198,000		1,430,001.00		548,542.45			160,000				5,542,793.45
1924	3,198,000		1,906,668.00		774,125.00			380,000				6,465,043.00
1925	4,378,800		1,906,668.00		798,000.00			600,000				8,233,468.00
1926	5,805,600		1,906,668.00		798,000.00			1,000,000	474,714.40			10,878,732.40
1927	6,396,000		1,191,667.50		798,000.00	67,500		1,400,000	713,571.60			11,804,239.10
1928	5,412,000		953,334.00		798,000.00			2,000,000	2,860,286.40			12,848,620.40
1929	3,198,000		953,334.00		798,000.00			2,200,000	2,866,286.40			10,015,620.40
1930	3,444,000		953,334.00		798,000.00			3,000,000	2,872,286.40		65,990	11,133,610.40
1931	3,444,000		953,334.00		798,000.00			4,800,000	3,118,143.60		131,980	14,070,457.60
Total	58,230,400	840,000	15,265,842.75	12,000	9,995,408.00	67,500	398,625	16,020,000	12,905,288.80	5,156,250	197,970	119,089,284.55

*Includes \$160,000 paid by the Acme in 1915, before amalgamation with the Hollinger. †Does not include repayment of capital of \$176,667 in 1922

RECEIPTS OF CRUDE GOLD BULLION FROM ONTARIO MINES AT THE
ROYAL CANADIAN MINT, OTTAWA, 1927-1931

Year	Crude ounces	Precious metals			Buying rate in Canada for New York funds*
		Gold, fine oz.	Silver, fine oz.	Total value	
1927.....	1,721,111	1,338,192	229,657	27,793,399	100 0109
1928.....	1,537,295	1,217,622	199,470	25,285,865	100 0817
1929.....	412,058	328,556	54,068	6,821,876	100 747
1930.....	908,209	713,527	86,419	4,760,111	100 147
1931.....	1,762,481	1,441,662	171,408	29,850,774	104 272

*The average rate of premium in New York funds is based on the day to day record of current quotations.

World Output.—The following statement of output by the leading gold-producing countries, for 1915 (year of maximum world production), also for 1922 and subsequent years, has been abstracted mainly from annual reports of the Director of the United States Mint. It will be noted that Canada holds second place among the gold-producing countries of the world, having overtaken the United States (exclusive of the Philippine Islands) in 1930. The Province of Ontario, as deduced from the table, now produces 77 per cent. of Canada's gold.

OUTPUT BY LEADING GOLD-PRODUCING COUNTRIES AND STATES
(Millions of dollars)

Source	1915	1922	1923	1924	1925	1926	1927	1928	1929	1930	1931
World.....	470.0	319.4	367.8	393.4	393.3	400.0	401.7	408.4	415.0	437.7	449.9
Transvaal.....	188.0	145.1	189.1	197.9	198.4	205.8	209.3	214.0	215.2	221.5	224.8
Canada.....	19.0	26.1	25.5	31.5	35.9	36.3	38.3	39.1	39.9	43.6	55.7
United States..	101.0	47.3	50.2	50.6	48.0	46.3	43.8	44.3	42.5	43.4	45.8
Ontario.....	8.5	20.7	20.1	25.7	30.2	30.9	33.7	32.6	33.5	35.9	43.1
Russia (U.S.S.R.)	26.3	3.0	5.2	19.8	21.9	20.5	21.9	24.8	29.3	38.8	46.1
Mexico.....	6.6	15.5	16.2	16.5	16.3	16.0	15.0	14.5	13.5	13.9	14.4
Oceania†.....	49.0	18.8	18.1	16.5	14.0	13.5	14.2	13.1	12.1	12.1	15.0
S. Rhodesia ..	18.9	13.5	13.4	13.0	12.0	12.3	12.0	11.9	11.6	11.3	11.0
California.....	21.4	14.7	13.4	13.2	13.1	11.9	11.7	10.6	8.5	9.1	10.5
Australia.....	40.3	15.9	14.9	14.2	11.7	10.9	11.6	10.6	8.3	9.2	11.1
West Australia	25.0	11.1	10.4	10.0	9.1	9.0	8.4	8.1	7.8	8.6	10.5
India.....	11.5	9.0	7.9	8.2	8.1	7.9	7.9	7.8	7.5	6.8	6.8

†Includes Australia, Tasmania, New Zealand and New Guinea.

Maximum World production.....470.0 million dollars in 1915.

Maximum U.S. production.....101.0 " " " "

Maximum Transvaal production.....224.8 " " " 1931.

Silver-Cobalt

Silver production from all sources in Ontario fell from 10,531,243 fine ounces in 1930 to 6,603,027 fine ounces in the year under review. Such a decline was to be expected, having in mind the depressed market conditions for silver and the declining price. Mining activity at the Cobalt camp was curtailed during the period, and has been maintained largely by a score or more of lessees who were fortunate in finding a ready market for cobalt which occurs with the silver.

The cobalt content of the ores shipped reflected the activities of the lessees, the output showing an increase of more than a million pounds, due to a good price for the metal as compared with silver. The values given for the cobalt are all in Canadian funds.

The largest producer of silver now remaining at Cobalt is the O'Brien mine, the output of which approached 2½ million ounces. Output both by the Nipissing and Mining Corporation fell below the million ounce mark.

In the detailed table of silver production the values shown are as at the par of exchange. The discount on the Canadian dollar did not come in effect until September 21. As a result the premium on exchange was not large and amounted to \$45,955 making a total value of \$1,926,815 in Canadian funds.

In the year under review the price of silver on the New York market fluctuated between a low of 26.773 cents per ounce in February and a high of 30.120 cents in December. The average for the year was 28.700 cents in New York or 29.87 cents Canadian currency. Despite low prices, mining operations persisted during the year by 20 groups of lessees and 10 mining companies.

According to the records of the Temiskaming and Northern Ontario Railway, total shipments of ore and concentrates during the calendar year were 11,055.19 tons, of which 9,039.46 tons were consigned to the Deloro Smelting and Refining Company; 1,304.40 tons to Europe; 576.70 tons to Trail, B.C.; 31.56 tons to Noranda; and 103.07 tons to the United States. The total material shipped comprised 2,510.93 tons of silver ore and concentrate, and 8,542.26 tons in which cobalt was the chief constituent.

It may be pointed out that figures of output are based as far as possible on actual sales of bullion and silver contained in concentrate and residues exported, with the gross values as reported by the producers before deducting treatment and shipping charges. The figures for any one year do not agree with those in Tables X and XII but average up over a period of years:—

SILVER PRODUCTION, 1930 AND 1931

Source	1930		1931	
	Fine ounces	Value	Fine ounces	Value
Sales of bullion by the reduction companies, smelters and mines.....	8,436,688	\$ 3,217,242	4,901,860	\$ 1,391,949
Contained in silver-cobalt concentrates and residues exported.....	673,197	243,005	513,795	154,939
Estimated as recovered from copper-lead-zinc concentrates exported.....	51,267	19,560
Estimated recoveries by Noranda smelter from Ontario copper ores....	3,257	1,243
In crude gold bullion.....	299,680	107,901	364,401	103,270
Recovered by nickel-copper refineries..	1,067,154	407,161	822,971	230,702
Total.....	10,531,243	3,998,112	6,603,027	1,880,860

Shipments of silver mines by camps during 1930 and 1931 were as follows:—

Camp	1930			1931		
	Silver	Cobalt*		Silver	Cobalt*	
	fine oz.	lb.	\$	fine oz.	lb.	\$
Cobalt	5,329,335	436,942	182,179	3,706,880	1,106,285	511,941
Gowganda	2,141,234	107,264	15,067	1,697,242	104,223	11,356
South Lorrain	1,754,989	391,466	185,003	594,360	764,989	426,077
Total	9,225,558	935,672	382,249	5,998,482	1,975,497	949,374

*Figures represent the quantities paid for by the smelters, and values received by the mines.

The following table shows statistics based on the metal contents of shipments of ore and concentrates and should not be confused with the figures in the main table on page 4, or with those found in Table XI. Silver shown as shipped in Table X has been compiled for each mining area and is mainly the silver contents of ore or concentrates shipped to the reduction works at Cobalt or to the silver smelters. Of necessity there is a lag and it does not follow that all the ores, etc., shipped have received treatment during the year by smelters, although over a period of years, these figures will agree closely with those for silver bullion sold, as given in Table I on page 4.

Since the discovery of silver at Cobalt in 1903 silver shipments from this and outlying silver camps, as reported by the operators, have been as follows:—

TABLE X.—SILVER SHIPMENTS BY CAMPS, 1904-1931

Year	Average price, cents per ounce (New York)	Silver content in troy ounces					
		Total from silver camps	Cobalt	Casey township	South Lorrain	Gowganda	Montreal R. and Maple Mountain
1904	57.221	206,875	206,875				
1905	60.352	2,451,356	2,451,356				
1906	66.791	5,401,766	5,401,766				
1907	65.237	10,023,311	10,023,311				
1908	52.864	19,437,875	19,424,251	500	13,124		
1909	51.502	25,897,825	25,658,683	26,185	194,955		18,002
1910	53.486	30,645,181	29,849,981	92,544	221,133	471,688	9,835
1911	53.340	31,507,791	29,989,893	114,789	933,912	468,687	510
1912	60.835	30,243,859	28,605,940	253,824	834,119	549,976	
1913	57.791	29,681,975	28,105,505	825,108	248,992	502,370	
1914	54.811	25,162,841	24,155,699	499,643	108,199	399,300	
1915	49.684	24,746,534	24,280,366	223,939		242,229	
1916	65.661	19,915,090	19,008,517	445,900	77,280	383,393	
1917	81.417	19,401,893	18,327,258		10,000	1,064,635	
1918	96.772	17,661,694	16,807,407	143,901	72,188	638,198	
1919	111.122	11,214,317	10,314,689	171,278	4,586	723,764	
1920	100.900	10,846,321	10,402,249		8,253	433,352	(a) 2,467
1921	62.654	8,261,931	7,673,535	1,011	328,886	258,292	117
1922	67.528	10,711,127	9,239,147	1,028	1,284,307	1,70,651	(b) 15,994
1923	64.873	10,377,846	7,259,858		2,955,646	160,761	1,581
1924	66.781	9,935,902	6,704,787		2,633,058	598,057	
1925	69.065	10,707,235	6,252,115		3,099,964	1,355,156	
1926	62.107	10,543,473	6,262,249		3,044,584	1,236,640	
1927	56.370	8,543,513	4,482,543		2,319,356	1,741,614	
1928	58.176	6,745,401	3,934,020		1,133,952	1,677,429	
1929	52.993	7,781,429	4,823,529		876,006	2,081,894	
1930	38.154	9,225,610	5,329,335		1,754,989	2,141,234	(c) 52
1931	28.700	5,998,482	3,706,880		594,360	1,697,242	
Total		413,278,453	368,681,744	2,799,740	22,751,849	18,996,562	48,558

(a) Includes 885 ounces from Silver Islet, Lake Superior. (b) Silver Islet, Lake Superior.
(c) Nickel Hill Syndicate in the Sudbury area shipped a silver-cobalt ore.

TABLE XI.—DIVIDENDS AND BONUSES PAID BY SILVER MINING COMPANIES TO DECEMBER 31, 1931

Name of company	Date of incorporation	Authorized capital	Capital stock issued	Par value per share	Dividends and bonuses paid to end of 1930	Dividends and bonuses paid during 1931	Total dividends and bonuses paid to 31st Dec., 1931	Date when last dividend was paid
		\$	\$	\$	\$	\$	\$	
Aladdin Cobalt Company, Limited.....	Aug. 23, 1912	500,000	500,000	5.00	75,000.00	75,000.00	Apr. 30, 1917
Beaver Consolidated Mines, Ltd.....	Mar. 1, 1907	2,000,000	2,000,000	1.00	710,000.00	710,000.00	May 31, 1920
Buffalo Mines, Ltd., The (a).....	April 27, 1906	500,000	500,000	.50	2,787,000.00	2,787,000.00	May 28, 1924
Casey Cobalt Silver Mining Co., Ltd.....	Dec. 19, 1906	100,000	100,000	1.00	203,249.33	203,249.33	April 22, 1914
Castle-Trethewey Mines, Ltd. (b).....	Jan. 20, 1922	2,000,000	2,000,000	1.00	18,027.00	18,027.00	April 15, 1925
Cobalt Central Mines Co., Ltd.....	Dec. 13, 1905	5,000,000	5,000,000	1.00	192,845.00	192,845.00	Aug. 25, 1909
Cobalt Comet Mines, Ltd. (c).....	April 16, 1913	1,000,000	1,000,000	1.00	230,000.00	230,000.00	April 1, 1915
Cobalt Silver Queen, Ltd.....	April 1, 1906	1,500,000	1,500,000	1.00	315,000.00	315,000.00	Dec. 31, 1908
Coniagas Mines, Limited, The.....	Nov. 24, 1906	4,000,000	4,000,000	5.00	11,440,000.00	11,440,000.00	May 1, 1924
Crown Reserve Mining Co., Ltd.....	Jan. 16, 1907	2,000,000	1,999,957	1.00	6,190,849.00	6,190,849.00	Dec. 28, 1916
Foster Cobalt Mining Co., Ltd.....	Feb. 14, 1906	1,000,000	915,588	1.00	45,000.00	45,000.00	Jan. 1, 1907
Hudson Bay Mines, Ltd. (d).....	July 16, 1909	3,500,000	3,200,050	5.00	778,909.42	778,909.42	Aug. 31, 1913
Keeley Silver Mines, Ltd.....	June 22, 1922	2,000,000	2,000,000	1.00	2,240,000.00	2,240,000.00	Mar. 15, 1928
Kerr Lake Mining Company, Ltd. (e).....	Aug. 9, 1905	40,000	40,000	100.00	10,521,000.00	10,521,000.00	Oct. 13, 1927
La Rose Mines, Ltd.....	May 31, 1908	1,500,000	1,500,000	1.00	6,600,546.84	6,600,546.84	Mar. 24, 1923
Lorrain Trout Lake Mines, Ltd.....	Mar. 20, 1923	1,500,000	1,500,000	1.00	150,000.00	150,000.00	July 15, 1925
McKinley-Darragh-Savage Mines of Cobalt, Ltd.....	April 27, 1906	2,500,000	2,247,692	1.00	5,955,391.86	5,955,391.86	Oct. 1, 1920
Mining Corporation of Canada, Ltd.....	Nov. 23, 1916	8,300,250	8,300,250	5.00	7,573,937.47	7,573,937.47	Dec. 19, 1929

City of Cobalt Mining Co., Ltd. (f).....	Jan. 7, 1909	1,500,000	1,500,000	1.00	145,000.00	145,000.00	April 15, 1920
Cobalt Lake Mining Co., Ltd. (f).....	Dec. 22, 1906	3,000,000	3,000,000	1.00	465,000.00	465,000.00	May 29, 1914
Cobalt Townsite Mining Co., Ltd. (f).....	May 8, 1906	100,000	45,011	1.00	1,042,259.61	1,042,259.61	Nov. 11, 1914
Nipissing Mining Co., Ltd. (g).....	Dec. 16, 1904	250,000	250,000	100.00	31,048,297.25	105,000.00	Dec. 30, 1931
Penn-Canadian Mines, Ltd. (h).....	April 24, 1912	1,500,000	1,349,705	1.00	175,461.65	175,461.65	Sept. 10, 1917
Peterson Lake Silver-Cobalt Mining Co., Ltd.....	April 11, 1906	3,000,000	2,469,802	1.00	462,350.35	462,350.35	Jan. 2, 1917
Right of Way Mines, Ltd.....	Sept. 11, 1909	2,000,000	1,685,500	1.00	252,825.00	252,825.00	Mar. 17, 1917
Right of Way Mining Co., Ltd.....	July 13, 1906	500,000	499,518	1.00	324,643.93	324,643.93	Oct. 1, 1909
Seneca-Superior Silver Mines, Ltd.....	Sept. 29, 1911	500,000	478,884	1.00	1,579,817.20	1,579,817.20	Dec. 15, 1916
Temiskaming Mining Co., Ltd.....	Nov. 5, 1906	2,500,000	2,500,000	1.00	2,159,156.25	2,159,156.25	Jan. 31, 1920
Temiskaming and Hudson Bay Mining Co., Ltd.....	July 10, 1903	25,000	7,761	1.00	1,940,250.00	1,940,250.00	Nov. 10, 1914
Trethewey Silver Cobalt Mines, Ltd.....	May 30, 1906	2,000,000	1,000,000	1.00	1,211,998.50	1,211,998.50	Jan. 2, 1919
Wetlaufer Lorrain Silver Mines, Ltd.....	Nov. 30, 1908	1,500,000	1,416,590	1.00	637,465.50	637,465.50	Sept. 22, 1913
Total (t).....					97,471,281.16	105,000.00	

(a) In 1917 the capital stock of the company was reduced from \$1,000,000 to \$750,000; in 1918 from \$750,000 to \$500,000; and on December 21, 1919, from \$500,000 to \$150,000, but returning to shareholders amounts equal to the reduction in capital, leaving 300,000 shares issued of 50 cents each. The mine was sold to the Mining Corporation of Canada, and operated by it in 1920 and subsequently.

(b) 200,000 preferred shares, par \$1.00, redeemed April, 1925, and capital reduced from \$2,200,000 to \$2,000,000.

(c) Cash assets amounting to \$50,000 paid on April 27, 1917.

(d) Name of company changed from Temiskaming and Hudson Bay in 1909.

(e) In addition a return of capital amounting to \$600,000 was made on July 3, 1919, to stockholders of the Kerr Lake Mines, Ltd.

(f) Mining Corporation of Canada, Limited, now owns and operates the City of Cobalt, Cobalt Lake and Cobalt Townsite mines.

(g) Includes \$16,288,297.25 paid in dividends by the Nipissing Mines Co. (the holding company) to the end of 1916.

(h) Paid out of capital \$40,491.15 on September 10, 1917, and an equal amount on April 24, 1918.

(i) Does not include dividends by private companies such as M. J. O'Brien, Ltd.

TABLE XII.—TOTAL SHIPMENTS FROM SILVER MINES, SMELTERS AND REFINERIES, 1904—1931

Year	Bismuth		Copper(<i>u</i>)		Lead(<i>d</i>)		Nickel(<i>b</i>)		Cobalt(<i>c</i>)		Arsenic		Silver		Total value
	Tons	Value	Tons	Value	Tons	Value	Tons	Value	Tons	Value	Tons	Value	Ounces	Value	
1904		\$					14	\$ 3,467	16	\$ 19,960	72	\$ 903	206,875	\$ 111,887	\$ 136,217
1905							75	10,000	118	100,000	549	2,693	2,451,356	1,360,503	1,473,196
1906							160		321	80,704	1,440	15,858	5,401,766	3,667,551	3,764,113
1907							370	1,174	739	104,426	2,958	40,104	10,023,311	6,155,391	6,301,095
1908							612		1,224	111,118	3,672	40,373	19,437,875	9,133,378	9,284,869
1909							766		1,533	94,965	4,294	61,039	25,897,825	12,461,576	12,617,580
1910							504		1,098	54,699	4,897	70,709	30,645,181	15,478,047	15,603,455
1911							392		852	170,890	3,806	74,609	31,507,791	15,953,847	16,199,346
1912							429	14,220	934	314,381	4,166	80,546	30,243,859	17,408,935	17,818,082
1913							377	13,326	821	420,386	3,663	64,146	29,681,975	16,553,981	17,051,839
1914(<i>d</i>)							90	28,978	351	590,406	2,030	116,624	25,162,841	12,765,461	13,501,469
1915							35	28,353	206	383,261	2,490	148,379	24,746,534	12,135,816	12,695,809
1916							79	59,380	400	805,014	2,160	200,103	19,945,090	12,643,175	13,707,672
1917							155	125,071	337	1,138,190	2,592	608,483	19,401,893	16,124,013	18,021,597
1918							186	453	380	1,640,310	2,545	566,332	17,661,694	17,341,790	19,741,490
1919							110	40,976	12	1,296	12	188,418	485,360	12,738,994	14,474,523
1920							50	17,494	5	792	5	93,233	10,846,321	10,654,471	12,802,882
1921							103	34,504	3	270	3	233,763	8,261,931	5,564,594	6,457,031
1922							93	26,346	16	1,891	16	34,987	10,711,127	7,658,802	9,355,645
1923(<i>e</i>)	9	48,139					56	16,214	26	3,738	42	19,321	10,377,846	6,677,367	9,151,445
1924	6	16,079					55	14,290	45	7,295	130	26,862	10,361,945	7,009,984	9,060,222
1925	10	18,578					77	17,007	31	1,888	290	116,347	9,614,881	6,700,129	9,295,791
1926	3	6,440					35	5,394	11	1,463	83	30,051	135,549	5,541,009	6,855,920
1927	1	1,003					20	2,940	3	312	100	52,829	8,883,829	4,970,194	6,989,480
1928	7	5,067					38	15,764	27	2,169	111	57,039	7,688,454	3,882,570	5,812,658
1929	13	23,413					13	3,098	3	267	115	63,167	7,970,340	4,259,980	6,286,727
1930	6	6,366					23	5,070	22	1,748	53	27,455	9,109,885	3,460,247	4,754,445
1931	4	3,532					29	5,438	40	31,650	261	651,179	5,415,655	1,546,888	2,376,386
Total	58	128,617					827	269,087	247	26,111	5,689	1,189,886	410,824,154	249,937,580	281,590,981

(*d*) Copper and lead are recovered from certain silver ores and concentrates shipped to United States refineries.

(*b*) Nickel metal and metallic contents of all nickel compounds.

(*c*) Cobalt metal and metallic contents of all cobalt compounds, also cobalt contained in ores and speiss residues exported.

(*d*) Prior to 1914 an estimate based on assays was made of the nickel, cobalt and arsenic in the ores. Since that date recoveries have been reported.

(*e*) Recoveries of bismuth from base bullion were not reported prior to 1923. (*f*) Includes 460 tons of speiss residues worth \$153,116.

Nickel, Copper, and Platinum Metals

In sympathy with all other base metals, nickel and copper declined in output and value during 1931. Ore smelted by the two producing companies, International Nickel and Falconbridge, showed a decrease of 20 per cent. as compared with the record year of 1930. As shown in the following table, the quantity of ore raised and smelted, bessemer matte produced, and matte refined in Canada, reached their peak of production in 1930. While prices of copper and other base metals fell to extremely low points, quotations for nickel were announced as being maintained at the levels of the past five or six years. Basic prices of nickel, except for large contracts, have been quoted by the Engineering and Mining World of New York at 35 cents per pound for electrolytic cathodes, shot and ingots.

The depressed condition of the world's markets for nickel and copper during the period restricted operations by the International Nickel Company in the Sudbury field. In September, Coniston operations were reduced from two furnaces to one while ore output from the Creighton mine, the feeder, was curtailed correspondingly. Although mine and smelter operations were below 1930, and also below 1929, quantity production remained well in advance of the 1928 rate. The Falconbridge company exceeded its rated capacity of 100 tons per day at the smelter and was one of the few base metal operators to maintain its rate of output during the year. The company's refinery in Norway operated steadily producing about 8 tons of nickel daily, but only 53 per cent. of this output, along with the 1930 unsold product, was marketed.

The new high tension electric power transmission line connecting Abitibi River power with the Sudbury mining field was placed in service on Oct. 1, 1931, by the Hydro-Electric Power Commission of Ontario. Power will be supplied temporarily from Island Falls until the new Canyon plant of the Ontario Power Service Corporation is ready to deliver energy, the date set being Oct. 1, 1932. The line from Sudbury via Timmins to Huntta, 12 miles west of Cochrane on the Canadian National Railway, is 190 miles long and required nearly 1,000 towers and 1,600 tons of power cable in its construction. The Commission has contracted for 100,000 horsepower from the new 275,000 horsepower development working under an effective head of 237 feet.¹ From Huntta to the Canyon the distance is about 70 miles, or a total distance of 260 miles from the new power plant to the consuming point.

A feature in this industry was the transfer at the end of the year from Port Colborne to Copper Cliff of the Orford process, i.e., the first stage of separating the matte into copper "tops" and nickel "bottoms." This will eliminate heavy freight costs on nitre cake which is manufactured at Copper Cliff, and also on the sulphur content of the matte, amounting to 20 per cent. of the total weight. Now only the nickel sulphides are shipped to Port Colborne where the electrolytic nickel refinery remains, the blister copper produced at Copper Cliff going directly to the electrolytic plant which is close at hand.

Copper Refining.—The Ontario Refining Company, Ltd., the only electrolytic refining plant in the province, operated steadily throughout the year. Commencing in July 1930, the capacity maintained during its first year of operation was around 5,000 tons per month. For the calendar year 1931 the total output of electrolytically refined copper was 120,078,611 pounds, of which

¹Work at the Canyon was discontinued in the Spring of 1932, owing to financial difficulties. The Hydro-Electric Commission finally took over the plant and started in October, 1932, to complete the installation of the first two units or 110,000 horse power.

more than 80 per cent. originated in Ontario. The production included wire bars, ingot bars, small ingots, vertical cast cakes, cathodes, slabs, and billets. Blister copper received for treatment totalled 99,045,950 pounds from Ontario, 12,609,298 pounds from Manitoba, and 9,222,112 pounds from British Columbia. The low price of copper, averaging 8.116 cents per pound for the year on the New York market, has militated to a certain extent against more active operations by the International Nickel Company, although the depression in the nickel consuming industries using nickel steel for heavy construction, motor cars, etc., has been a large factor. In December an agreement by the principal copper producers of the world was reached whereby the output of all companies was to be curtailed to 26½ per cent. in order to work off the accumulated stock of refined copper. In the United States these reserves at the end of 1931 were at their highest point in the history of the metal. The consumption of copper at the present time depends largely on the electrification of the world's power plants, and the output of motor cars and radios. The over-expansion in these fields during the post-war period must be overtaken.

Platinum Metals.—Production of the precious and rare metals by the International Nickel Company, Limited at its Acton plant in England has grown steadily. Output of platinum metals in 1931 from Ontario sources was 91,643 ounces valued at \$2,812,834, including 44,725 ounces of platinum, 39,313 of palladium, and 7,605 of other metals of this group. The average quotations per ounce in New York were: platinum, \$35.665; palladium, \$20; iridium, \$105; rhodium and ruthenium, \$53. In addition, gold and silver to the extent of 23,381 and 822,971 ounces, respectively, were recovered at Port Colborne, Copper Cliff, and Acton in England. The President of the International company, R. C. Stanley, in one of his quarterly letters in 1931 to the stockholders, described this phase of the nickel industry as follows:—

The so-called "platinum group" comprises six metals—platinum, palladium, iridium, rhodium, ruthenium and osmium. All these metals with the exception of osmium, are refined to high purity (99 per cent.) by your company. In the process of extracting nickel from our ores the platinum metals are recovered as a by-product. To separate and refine the platinum metals the company has developed at Acton, England, the world's largest and most modern platinum metals refinery, having a capacity of 300,000 ounces a year.

The table following gives the record of mining and smelting operations for the last five years:—

TABLE XIII.—NICKEL-COPPER MINING AND SMELTING, 1927-1931

Schedule	1927	1928	1929	1930	1931
Ore shipped..... tons	1,305,917	1,457,910	1,991,910	2,115,139	1,690,192
Ore smelted..... "	1,350,214	1,476,704	2,033,457	2,357,154	1,689,874
Bessemer matte produced..... "	81,848	91,313	132,030	166,703	100,273
Nickel content..... "	39,623	43,393	58,095	61,112	40,643
Copper content..... "	25,969	29,704	46,315	70,800	38,811
Matte exported*..... "	33,541	39,310	28,402	34,550	30,294
Nickel content..... "	15,762	18,856	14,068	20,978	16,847
Copper content..... "	11,682	13,221	8,449	5,855	6,620
Matte refined in Canada..... "	39,253	67,866	109,818	139,635	69,215
Men employed..... No.	3,418	3,845	4,546	5,246	3,530
Wages paid..... \$	4,919,445	6,005,697	7,069,995	7,992,294	5,087,215

*All matte was exported prior to 1918 when refining in Canada began at Port Colborne, Ontario. The British America Nickel Corporation commenced refining operations at Deschênes, Quebec, in 1920, and closed down finally in July, 1924.

Refineries.—During the year the International Nickel Company of Canada at Port Colborne recovered electrolytic and refined nickel; nickel oxide; converter copper; platinum, palladium and other metals of the platinum group in the form of residues; also the precious metals, gold and silver. The record for 1930 and 1931 is shown in the following table:—

TABLE XIV.—NICKEL-COPPER REFINING, 1930-1931

Schedule	1930		1931	
	Quantity	Value	Quantity	Value
		\$		\$
Matte, treated..... tons	139,635		69,215	
Nickel in oxides, marketed..... lb.	4,225,620		2,905,639	
Metallic nickel, recovered..... "	57,478,651	16,875,354	28,972,201	8,908,603
Blister copper, recovered*..... "	119,006,163	12,748,178	57,376,571	4,598,621
Gold, recovered†..... ounces	22,862	472,600	23,381	483,328
Silver, recovered†..... "	1,067,092	407,138	822,971	230,702
Platinum metals, recovered†..... "	68,040	2,436,683	91,643	2,812,834
Employees..... No.	1,259		972	
Wages paid..... \$		1,994,866		1,752,020

*In 1930 a portion of the blister copper from Port Colborne was shipped for refining to Copper Cliff, where 59,838,505 pounds of electrolytic copper was recovered. This copper was valued at 12.982 cents per pound. The value of the blister as shown in the table is the company valuation. In 1931, 44,026,420 pounds worth \$3,573,706 were recovered directly at Sudbury.

†Includes recoveries by the Mond division at Clydach in Wales and at Acton, England. The gold and silver content of Strathy township ore shipped in 1930 is excluded.

TABLE XV.—PRECIOUS METALS RECOVERED, 1927-1931

	1927	1928	1929	1930†	1931	
	Ounces	Ounces	Ounces	Ounces	Ounces	Value,
Gold.....	4,866*	3,850	7,802	22,867	23,381	\$ 483,328
Silver.....	188,180	222,924	429,541	1,067,154	822,971	230,702
Platinum metals:						
Platinum.....	11,217	10,452	12,474	34,000	44,725	1,595,117
Palladium.....	11,247	11,389	12,231	29,907	39,313	786,260
Rhodium, Ruthenium, Osmium and Iridium	298	1,689	4,910	4,133	7,605	431,457
Total..... ounces	22,762	23,539	29,615	68,040	91,643	
Value..... \$	1,270,843	1,309,923	1,646,381	2,436,683		2,812,834

*Includes small recoveries of the rhodium group by the Mond Nickel Company.

†In 1930, 5 oz. gold, 62 silver, 4 platinum, and 14 palladium were included in ore exported from Strathy township.

The average price obtained for platinum in 1931 was \$35.665 and for palladium \$20.00 per fine ounce. Prices of the rarer platinum metals fluctuate so widely that average prices are difficult to secure.

TABLE XVI.—STATISTICAL SYNOPSIS OF THE NICKEL-COPPER INDUSTRY IN ONTARIO DURING 1930 AND 1931

Year	Number of producing companies	Number of plants	Capital invested (b)	Dividends paid	Salaried employees		Wage-earners		Selling value of products (c)	
					No.	Salaries	No.	Wages	Kind	Value
1930	2	5 mines.....	\$ 94,354,807	\$ 16,083,010.00	43	\$ 178,211	3,428	\$ 5,210,574	Matte (exported).....	\$ 25,598,443
		3 smelters.....			75	296,268	1,818	2,781,720	Metallic nickel.....	
		2 refineries (a).....			130	374,983	1,435	2,142,193	Nickel oxide.....	
		Construction.....				1,245	1,781,655	Converter copper.....	12,748,178	
		Total.....	94,354,807	16,083,010.00	248	849,462	7,926	11,916,142	Gold.....	472,599
									Silver.....	407,138
									Platinum metals.....	2,436,683
									41,663,041
1931	2	5 mines.....	20,932,914	8,494,405.77	39	167,035	2,116	2,975,821	Matte (exported).....	15,701,636
		3 smelters.....			71	298,170	1,414	2,111,394	Metallic nickel.....	
		2 refineries.....			126	367,390	972	1,752,020	Nickel oxide.....	
		Construction.....				528	683,989	Converter copper.....	8,172,327	
		Total.....	89,287,116	8,494,405.77	236	832,595	5,030	7,523,224	Gold.....	483,328
									Silver.....	230,702
									Platinum metals.....	2,812,834
									27,400,827

(a) Port Colborne plant, and Ontario Refining Company plant at Copper Cliff.

(b) The capital invested is exclusive of value of mineral lands. In the Report for 1929, Vol. XXXIX, Part 1, the capital shown includes the book value for mineral lands, or a total of \$74,077,808 for the lands.

(c) Figures do not include the output of the Ontario Refining Company.

Dividends.—Total dividends paid to the end of 1930 and payments in 1931 are given in the table which follows. For convenience of comparison Mond figures have been converted to dollars on the basis of £1 = \$4,866.5.

TABLE XVII.—TOTAL DIVIDENDS PAID BY NICKEL COMPANIES

Company	Period (inclusive)	Total to end of 1930	Paid in 1931
Canadian Copper Company.....	1894-1901	\$1,975,000	
*International Nickel Company	(Preferred... 1906-1928	12,299,273	
	(Common... 1909-1928	65,811,694	
†International Nickel Company of Canada, Limited.....	(Preferred... 1929-1930	3,647,065 76	\$1,933,937.76
	(Common... 1929-1930	26,524,645 55	6,560,468 01
Total.....		\$110,257,678 31	\$8,494,405 77
‡Mond Nickel Company.....	(Deferred..... 1906-1914	£264,043	
	(Preferred..... 1904-1929	2,556,359	
	(Ordinary..... 1905-1929	2,581,984	
Total.....		£5,402,386 or \$26,291,126	
Grand Total.....		\$136,548,804 31	\$8,494,405 77

*Successors to the Canadian Copper Company. The International Nickel Company paid dividends on the common stock from 1909 to 1919, inclusive, and again from 1925 to 1928, inclusive. Common stock outstanding was \$41,834,600, and preferred stock \$8,912,600, or a total of \$50,747,200 at the beginning of 1928. On December 19, 1928, the authorized capital stock of \$62,000,000 of the New Jersey company was reduced by changing the par value of the shares from \$25 to \$1 each, and at the same time the name of the company was changed to "Nickel Holdings Corporation." On December 31, 1928, the authorized capital was further reduced to \$993,425 fully issued or subscribed for stock consisting of \$843,700 preferred stock and \$149,725 common stock, par value in each case.

†Dividends paid by the International Nickel Company of Canada, Limited, on the common stock in 1929 were 90c. per share, and \$1.00 per share in 1930. Common stock was increased to 15,000,000 shares of no par value on July 25, 1930; and as a result shares issued were increased from 13,758,208 to 14,584,025. Seven per cent. preferred stock (cumulative) now stands at \$27,627,825. Dividends on common stock aggregated 45 cents a share in 1931.

‡Upon completion of the exchange of stock under the amalgamation of the Mond and International companies, effective, December 31, 1928, stock issued or issuable was as follows: \$27,627,825 of 7 per cent. cumulative preferred, and 13,758,208 common shares without par value. Dividends paid on February 16, 1929, by the Mond company cover the 8 months' period ending December 31, 1928.

Nickel.—Total nickel produced at Port Colborne and Deloro, that is, the metal and metal content of all nickel compounds in 1930 and 1931, follows:—

Nickel in various forms	1930		1931	
	Quantity	Value	Quantity	Value
	lb.	\$	lb.	\$
Electrolytic.....	57,478,651	24,454,661	28,972,201	15,005,080
In nickel-copper matte exported.....	41,956,123		33,693,483	
In oxides, speiss residues, and salts.....	4,330,279	473	3,000,636	
In other ores.....	3,804			
Total.....	103,768,857	24,455,134	65,666,320	15,005,080

Copper.—The details of copper production in 1930 and 1931 follow:—

Source of copper	1930		1931	
	Quantity	Value	Quantity	Value
	lb.	\$	lb.	\$
Metal content of Port Colborne converter copper*.....	114,934,859	13,878,421	99,571,448	8,172,327
In nickel-copper matte exported.....	11,709,866	1,170,987	13,240,120	728,206
In Cobalt ores exported to U.S. and Noranda†.....	47,041	5,070	71,057	6,536
In Ontario copper ore treated at Noranda smelter.....	18,371	2,386
In lead-zinc-copper concentrate exported.....	994,229	129,071
In miscellaneous ores.....	4,112	532
Total.....	127,708,478	15,186,467	112,882,625	8,907,069

*In 1930 the converter or blister copper made at Port Colborne was partly exported and partly refined in Ontario. The portion refined in Ontario was valuated at the average price for electrolytic copper on the New York market, namely, 12.982 cents per pound. The total value is therefore slightly greater than the company figures. In 1931, 57,376,571 pounds of converter were made at Port Colborne and 44,026,420 pounds at Copper Cliff.

†Figures are estimated recoveries, not metals paid for.

Iron Ore, Pig Iron, Steel, Ferro-Alloys, and Coke

The plants of the Steel Company of Canada at Hamilton and the Algoma Steel Corporation at Sault Ste. Marie operated at reduced capacities. The Canadian Furnace Company during the period commenced the manufacture of manganese pig iron. No Ontario ore has been smelted since 1925.

A new feature in the smelting of iron ore in Ontario in 1931 was the importation of a consignment of Algerian ore for treatment by the Canadian Furnace Company of Port Colborne. Three cargoes of ore were unloaded at Montreal for transference to smaller vessels for passage through the St. Lawrence River canals. The new Welland canal will now permit large ocean-going ships to pass from Lake Ontario to Lake Erie.

For the first time in a number of years domestic limestone has been consumed in fluxing iron ores. During the period 67,717 tons of Canadian limestone was used while 81,737 tons came from the United States.

As shown in the following table, foreign iron ore charged amounted to 568,886 long tons, the average price of which was \$4.61 at lower lake ports. From this ore 318,645 long tons of pig iron were produced, including 210,457 of basic, 80,892 foundry and 27,296 of malleable. The average selling prices of these grades were \$18.00 per long ton for basic and \$23.80 for foundry and malleable. Steel billets were quoted at \$34.00. Figures for five years follow:—

TABLE XVIII.—IRON AND STEEL STATISTICS, 1927-1931

Unit	1927	1928	1929	1930	1931
Ontario ore smelted..... long tons
Foreign ore smelted..... " "	910,688	1,242,937	1,331,498	935,005	568,886
Limestone for flux..... short tons	217,748	324,550	342,776	234,309	149,454
Coke..... " "	487,825	736,746	767,420	542,094	320,133
Pig iron produced..... long tons	460,148	734,779	769,359	534,542	318,645
Value..... \$	9,663,108	11,544,668	17,408,514	11,465,435	6,363,101
Steel made..... long tons	566,466	799,548	899,807	639,128	444,107
Value..... \$	18,695,950	22,370,425	32,393,052	22,369,480	15,099,638

IRON BLAST FURNACES IN OPERATION, 1931

Name of company	Furnaces		Location
	Total number of stacks	Daily capacity, long tons	
Algoma Steel Corporation, Ltd.....	4	1,600	Sault Ste. Marie
Steel Company of Canada, Ltd.....	2	825	Hamilton
Canadian Furnace Company, Ltd.....	1	350	Port Colborne

PIG IRON, STEEL, AND FERRO-ALLOY PRODUCERS, 1931

Company	Location
Abrasive Company of Canada, Ltd. (c).....	Hamilton
Algoma Steel Corporation, Ltd. (a), (b).....	Sault Ste. Marie
Canadian Electric Castings Co., Ltd. (b).....	Orillia
Canadian Furnace Co., Ltd., (a).....	Port Colborne
Dominion Foundries and Steel, Ltd. (b).....	Hamilton
Electro-Metallurgical Co. of Canada, Ltd. (c).....	Welland
Exolon Co., Ltd., (c).....	Thorold
Lionite Abrasives, Ltd. (c).....	Stamford
London Rolling Mills Co., Ltd. (b).....	London
Steel Company of Canada, Ltd., (a), (b).....	Hamilton
Superior Alloys, Ltd. (c).....	Sault Ste. Marie
Union Carbide Co. of Canada, Ltd. (c).....	Welland
Welland Steel Castings, Ltd. (b).....	Welland
Wm. Kennedy & Sons, Ltd. (b).....	Owen Sound

(a) Pig iron; (b) steel; (c) ferro-alloys.

TABLE XIX.—THE COKING INDUSTRY IN ONTARIO, 1930-1931*

Unit	1930		1931	
	Quantity	Value	Quantity	Value
MATERIALS USED				
Bituminous coal, foreign..... tons	1,619,109	\$ 6,983,606	1,132,516	\$ 4,845,376
Coke for gas making..... "	1,824	10,944		
Oil for gas making..... Imp. gals.	1,824,890	159,413	1,650,209	81,296
Lime..... tons	1,381	13,624	975	9,214
Water.....		22,753		14,696
Sulphuric acid, 66° Be..... lb.	30,247,190	202,897	23,445,959	167,490
Oxide.....	4	245	1	65
All other materials.....		30,013		25,631
Total.....		7,423,495		5,143,768
PRODUCTS MADE				
Coke..... tons	1,146,581	8,001,115	785,489	5,174,824
Coke breeze..... "	117,081	202,128	74,988	148,451
Gas sold and used..... M. cu. ft.	12,731,867	2,704,454	9,405,734	2,211,052
Tar..... Imp. gals.	12,236,529	802,967	8,639,790	535,750
Ammonium sulphate..... lb.	35,667,853	581,012	26,417,503	370,144
Light oils..... Imp. gals.	3,550,094	773,980	2,584,280	506,292
Total.....		10,361,202		8,946,513

*Supplied by Dominion Bureau of Statistics.

The Algoma Steel Corporation at Sault Ste. Marie, and also the Steel Company of Canada at Hamilton, produce coke in conjunction with their blast furnace operations, while the Hamilton By-Products Coke Ovens, Ltd., also at Hamilton, produces coke for domestic purposes, having commenced in January, 1924. The figures of production below do not include the output from municipal gas plants. The materials used and products consumed and sold by the coke plants in Ontario during 1930 and 1931 are shown in Table XIX.

Lead, Zinc, and Copper

The production of refined pig lead in Ontario dates from 1917 when a smelter having a capacity of 18 tons a day was built near Galetta in Carleton county by the Estate of James Robertson of Montreal. This company later became the Kingdon Mining, Smelting and Manufacturing Company, and over a period of 15 years a high grade pig lead was produced and consumed mainly in the manufacture of lead pipe and other plumbing supplies by the Robertson firm. The mine closed down on May 8, 1931.

For some years a small quantity of lead has been recovered in the concentrating and smelting of silver-cobalt ores, and more recently the Treadwell Yukon mine at Bradley, Sudbury area, recovered lead concentrates from a lead-zinc-copper ore. The depressed markets for base metals, however, has not permitted production from this property which was idle practically the whole of the period.

During 1931 the output of lead from all sources was \$985,633 pounds worth \$41,987 as against 2,193,856 pounds valued at \$116,034 in 1930. Of the 1931 output pig lead totalled 905,057 pounds worth \$39,458, while the remainder was derived from the silver-cobalt ores.

Uraninite

A deposit near Wilberforce, county of Haliburton, is under development by the International Radium and Resources, Limited, successor to the Ontario Radium Corporation. This property, known as the Richardson from its discoverer, is located on lots 4 and 5, concession XXI, Cardiff township. The radio-active minerals occur in pegmatite dikes cutting a granite gneiss. Associated with the radium ore, uraninite, which occurs both in nodular and crystal form, are hornblende, magnetite, apatite, feldspar, calcite and fluorite. Some of the dark-coloured fluorite crystals are reported to be radio-active. The secretary of the company, J. A. McAndrew, early in March, 1932, supplied the following notes:—

Development to date consists of an adit level, 460 feet into the hillside, which cuts seven veins of varying widths. Three raises on two veins have been driven to the surface which is about 70 feet above the adit at this point. The veins incline at an angle of about 35° from the horizontal. Drifting has been carried 150 feet west on No. 3 vein to a point where three veins join together.

A concentrating mill has been erected. Machinery consists of a jaw crusher, gyratory crusher, trommel, Marcy mill, Dorr classifier, and Wilfley tables. There are two boilers with capacity of 250 horsepower each. The maximum capacity of the mill is 150 tons per day. Mining and milling rate at the start will be 50 tons per day. The mill has been tuned up and should be operating the latter part of March.

Tests on a carload of this ore were made at the Ore Testing Laboratory of the Mines Branch, Ottawa, in 1929, and showed the U_3O_8 content of concentrates to be 2.56 pounds per ton of ore, or 1 gram of radium from concentrates produced from 3.422 tons of ore.

NON-METALLIC MINERALS

During 1931 the value of the output of non-metallic minerals totalled \$7,642,308 as against \$8,492,263 in 1930, or a decrease of 10.6 per cent. The principal items with values, in order of importance, were as follows: Natural gas, \$4,635,497; salt, \$1,760,388; gypsum, \$374,469; petroleum, \$219,993; quartz and quartzite, \$148,642; arsenic, \$135,170; talc, \$122,044; and feldspar, \$100,119. Actinolite, beryl, fluorspar, graphite, iron pyrites and sulphuric acid (i.e. sulphur content), mica, mineral water, peat, and silica brick were represented, but were each under \$100,000 in value, as may be seen in Tables I and II in the list of non-metallics.

Actinolite

This mineral, which is a variety of asbestos, has been mined in Hastings county in a small way since 1883. It is mainly exported to the United States in ground form mixed with mica, where it is used as an ingredient in the manufacture of roofing material. In 1931, the output was 35 tons valued at \$456 as against 34 tons worth \$437 in 1930.

Arsenic

Arsenic in the native state is a metallic mineral, but since it is produced in Ontario in the oxide form, called in the trade "white arsenic," it has been customary to include it with non-metallics. The whole production is recovered in the smelting of the silver-cobalt arsenides of Northern Ontario by the Deloro Smelting and Refining Company. Including the arsenic produced as insecticides and also contained in speiss residues exported to the United States for treatment, the production in 1931 was 3,575,936 pounds valued at \$135,170 as against 2,750,887 pounds worth \$109,932 in the previous year.

Barite

This mineral has not appeared in the production table since the year 1923. Several deposits are known to exist; and one in the Porcupine gold area, owned by Canada Nighthawk Mines, Limited, is equipped with milling facilities. The main difficulty, however, for domestic producers is the limited home market and the high duty to be met on entry into the United States.

Beryl

This mineral occurs in fine green crystals on lot 23, concession XV, Lyndoch township, in the county of Renfrew. No production apart from hand specimens was reported from this property for a number of years, but in 1927 some 4,456 pounds of beryl were shipped to Germany, the c.i.f. value of which at Hamburg was \$175. This production was not reported until the year 1929. Exploratory work on this and other deposits in Lyndoch was under way during 1931 by the Madawaska Syndicate. A company known as Madawaska Minerals, Ltd., was incorporated in Ontario, February 17, 1932, to supersede the syndicate.

Calcite

There are several large deposits of pure white calcium carbonate in Ontario. This mineral in a finely ground condition may displace the imported whiting in some industries. A plant having a yearly capacity of 12,000 tons has recently been built in Montreal to produce whiting from native crude minerals. The

market for imported whiting which enters into a variety of industries such as the manufacture of linoleum, oil cloth, putty, cold water paints, crayons and scouring media, is quite large. The imports to Canada during the fiscal year ending March 31, 1930, totalled 17,898 tons valued at \$207,394, while the imports of whiting substitute has been estimated at around 7,000 tons during the same period. The difference between ground calcite and imported whiting is entirely of a physical nature, since their chemical composition is identical. The grain of ground calcite is angular or crystalline in structure, while that of true whiting is amorphous with much higher absorptive capacity for oil and water.

Diatomite

Diatomite is a hydrous type of silica in the form of countless microscopic siliceous remains of aquatic plants called algae, and may be of either fresh water or marine origin. In addition to its use as an insulator, diatomite is employed as a filtering material, as a filler, as a fine abrasive polish, and for many other uses. Ontario deposits are all of fresh water origin.

A trial shipment of crude diatomite (10 tons) was made in 1930 by R. Morrow of Muskoka Falls to Geo. Bailey, Toronto (now of Brampton), maker of insulating materials such as brick, and plates for electric stoves. The shipment, taken from a lake bottom in Draper township, was valued at \$140 which covered only mining and transportation charges. In 1931, Mr. Bailey shipped 60 tons of raw diatomite valued at \$840 from Baysville, 16 miles east of Bracebridge. Two other diatomite deposits in Muskoka are being developed, namely, a deposit near Martin's Siding and one 4 miles west of Novar.

Construction work and machinery installation on the first mentioned, Diatomite Products, Limited, is well advanced, and the company plans to produce 20 tons of finished product daily. The equipment consists of an 8-inch pipe line 6,000 feet long from Slocum lake to Martin's Siding. The pumping apparatus on a floating scow is operated by electric power generated by a Diesel engine. The material is pumped from the retaining pond to a dehydrator or settler. The mill proper is of steel girder construction covered with corrugated iron, which contains an 8-hearth oil-fired Wedge roaster, and it is expected to be in operation in 1932.

The Dominion Diatomite, Limited, was incorporated in August, 1931, to operate a property known as the Austin swamp, four miles west of Novar, a dry deposit situated on lot 34, concession I, Perry township. The initial output of the plant is expected to be $3\frac{1}{2}$ to 5 tons per day of the finished product. The raw material is first treated in a preliminary drier, then in a rotary calciner, 60 feet long and $7\frac{1}{2}$ feet in diameter. Analysis shows the diatomite to contain 84 per cent. silica, a high-grade material. Production is expected early in the spring of 1932.

Feldspar

The production of feldspar which in 1929 was 21,737 tons, fell in the following year to 8,722 tons. A further recession was observed in 1931 when 7,962 tons worth \$100,119 were shipped. This figure includes \$36,681 as the value added by grinding. Domestic consumption of ground spar has increased considerably in Canada during the past decade. The grinding plant at Kingston, Ontario, is operated by the Frontenac Floor and Wall Tile Company, Limited, to supply its own needs and also home demand by other consumers. The material is largely used in the glazing of stoneware, pottery

and porcelain and the enamelling of iron fixtures such as stoves, bathroom supplies and cooking utensils. There is also a grinding mill at Buckingham, Quebec.

As the Canadian output of spar depends in part on the successful penetration of the United States market the following note, which was carried in *Metal and Mineral Markets* of Dec. 10, 1931, regarding the feldspar trade in that country, should prove of interest:—

President Hoover has approved the report of the Tariff Commission with respect to the duty on feldspar, which indicated that a maximum reduction of 50 per cent. should be made in the existing rate of \$1 per ton on crude feldspar, but that no change should be made in the duty on ground feldspar which remains at 30 per cent.

The investigation was instituted June 15, 1931, in response to an application by the Consolidated Feldspar Corporation, importer, and received by the Commission, April 23, 1931. Cost data for crude feldspar produced in the United States during the year 1930 were obtained from twelve domestic mines which produced 75,491 long tons, equal to 44 per cent. of the total domestic production for that year, and represent 75 per cent. of the total production of the country for which cost records were kept. In the principal feldspar mining regions of the United States, which are in North Carolina and the New England States, many companies operating both mines and grinding mills obtain a large proportion of their supply of crude spar by buying directly from many small producers who in 1930 produced 71,000 tons, or 42 per cent. of the total domestic production.

Cost data for crude feldspar produced in Canada in 1930 were obtained from five Canadian mines which produced 16,743 long tons of crude feldspar during 1930, equal to 79 per cent. of the total quantity exported to the United States during that year. The quantity of crude feldspar produced in the United States declined from 197,699 long tons in 1929 to 171,788 tons in 1930—a decrease of 13 per cent. During the same interval the imports of crude feldspar, all of which came from Canada, declined from 29,927 to 20,995 tons—a decrease of 30 per cent.

The report of the Commission shows that the cost of Canadian feldspar, exclusive of the cost of grinding, but including the weighted average cost of transportation from mines to grinding mills and from grinding mills to principal markets in the United States, exceeds the corresponding cost of domestic feldspar by \$2.44 per ton and that after taking into consideration the difference in price between Canadian and domestic feldspar, and making allowance for the possible effect upon cost of the depreciation in the Canadian dollar, the maximum reduction in duty permitted by law (namely, 50c. per ton) is warranted. The new rate will go into effect 30 days after the date of the proclamation by the President.

Fluorspar

The output of fluorspar from Ontario deposits has been practically negligible during the past decade. A few tons, however, have been recovered from the old ore dumps on lot 3, concession I, Madoc township. During 1930 and 1931 the production was 80 tons worth \$1,240 and 40 tons valued at \$620 respectively. This property was operated under lease from W. N. Ponton, K.C., Belleville, Ont.

Graphite

In 1931 the only producer of this mineral in Ontario was the Black Donald Graphite Company, Limited, of Calabogie from its property on lots 16, 17 and 18, concession III of Brougham township, Renfrew county. During the year the sales totalled 548 tons valued at \$32,149 as against 1,338 tons worth \$86,543 in 1930. Crude ore mined was 596 tons and ore milled totalled 924 tons from which 548 tons of refined were sold in flake, crystalline dust, and amorphous grades.

Gypsum

The gypsum industry in Ontario, for years represented by one producing company, Gypsum, Lime and Alabastine, Canada, Limited, has been augmented by a new producer, Canadian Gypsum Company, Limited, which operates a plant about midway between Hagersville and Caledonia. The former company again operated its two plants at Caledonia and Lythmore, and in 1931 as a

result of industrial research added new products to its output. These include precast acoustic tile, and a gypsum wallboard with a surface having a wood-grained appearance.

The Canadian Gypsum Company, a subsidiary of the United States Gypsum Company, commenced production in October. Sinking operations and plant construction were started in May. A four-foot seam at a depth of 90 feet is operated through a 3-compartment shaft. All buildings, exclusive of the office, are of hollow tile and steel construction and are connected by a $\frac{1}{4}$ -mile spur with the Canadian National Railway. Equipment is modern, including a continuous rotary calcining kiln, the first installation of its kind in Canada. All types of gypsum products will be manufactured.

As will be noted in the table which follows, sales in 1931 were much below those of 1929 and 1930:—

GYPSUM SALES, 1927-1931

Grade	1927	1928	1929	1930	1931
Crushed.....tons	29,832	20,675	23,533	25,130	10,263
Fine ground.....“	621	1,134	497	1,190	451
Calcined sold.....“	856	4,133	5,269	3,515	1,606
Calcined used in products.....“	52,689	59,869	71,048	65,111	41,038
Total sold or used.....tons	83,998	85,811	100,347	94,946	53,358
Total value.....\$	500,688	553,271	832,689	776,069	374,469
Number of workers.....	231	248	257	*92	155
Wages paid.....\$	274,790	289,292	311,609	92,918	87,263

*Exclusive of wage earners employed in the manufacturing division of the Caledonia plant.

Iron Pyrites and Sulphuric Acid

For a number of years a few carloads of iron pyrites have been regularly shipped from the Caldwell mine near Flower station on the K. & P. branch of the C.P. Ry., by Canadian Pyrites, Limited. During 1931 this property made no shipments and the output consists entirely of the sulphur content of the sulphuric acid made by Canadian Industries, Limited, at its Coniston and Copper Cliff plants where the recovery is made from sulphur fumes. Sales of sulphuric acid were dull during the early part of the year, but the months of October and November witnessed an improvement in the volume marketed. Only one of three 50-ton units of the Copper Cliff acid plant was active, and operations were suspended temporarily in February, 1932.

Mica

In common with other non-metallic minerals dependent on the demands of manufacturing, mica showed a further depression in value of production. Quantity output, due to an increase in the demand for scrap, was up slightly as compared with the former year but the extremely low prices prevailing made it unattractive from the producers point of view. Much of this scrap grade finds a market in the United States. Only 16 tons of ore were reported as mined during the period.

By grades the shipments during 1930 and 1931 were as follows:—

Grade	1930		1931	
	Quantity	Value	Quantity	Value
	lb.	\$	lb.	\$
Rough cobbled.....	2,130	85
Thumb-trimmed.....	1,375	1,168	5,593	1,876
Splitting.....	60,180	24,788	30,015	10,505
Scrap.....	1,417,662	8,234	2,062,300	10,902
	1,481,347	34,275	2,097,908	23,283

The prices for the various sizes and grades as reported by the producers, covered the following:—

Size	Cents. per lb.	Size	Cents. per lb.
Scrap.....	.005 to .5	2- by 3 inches.....	40 to 45
Splittings.....	.35	2- by 4 ".....	65
1- by 1 inch.....	5 to 10	3- by 5 ".....	70 to 1 50
1- by 2 inches.....	10 to 14	4- by 8 ".....	1 35
1- by 3 ".....	30	5- by 8 ".....	2 50 to 3 00

Mineral Waters

The production in Ontario while not extensive is sufficient to supply all domestic consumption. The output from five or six springs during the past decade has ranged from 183,000 to 309,000 Imperial gallons. During 1931 six wells, all in eastern Ontario, produced 197,540 Imperial gallons worth \$8,578 at the shipping point. The record for the past ten years follows:—

Sales	1922	1923	1924	1925	1926	1927	1928	1929	1930	1931
Imp. gals. . .	209,072	227,030	201,670	183,012	208,400	293,200	253,630	309,700	214,200	197,540
Value, \$. . .	10,528	14,047	13,133	25,452	27,277	12,811	27,890	13,651	20,754	8,578

In addition to the above there are springs near Wilberforce in Haliburton county close to the uraninite deposits which are radio-active and which possibly may have therapeutic value. Another mineral water is calcium chloride which has been found in saline waters near Concord in York county, Burlington in Halton county, and elsewhere. These waters have had some use for medicinal purposes. It has also been tried as a dust allayer on the highways, but the ratio of calcium chloride to water was found to be too low and it could not compete with the calcium chloride in crystal form as now used. Sanatoria at St. Catharines and Preston have long been using the mineral waters at those points both for baths and drinking purposes. This consumption has not been included with the figures of output.

Natural Gas and Petroleum

The Natural Gas Commissioner of Ontario, R. B. Harkness, has supplied the following notes:—

For the second consecutive year the production or sale of Natural Gas has shown a decrease. The decrease from 1929 to 1930 was 639,471 M. cu. ft., and from 1930 to 1931 was 523,882 M. cu. ft. The 1931 production was approximately 7,419,534 M. cu. ft., which is, perhaps 300,000

M. cu. ft. below normal consumption. The reason for this decrease since 1929 is, first, the industrial and general depression, and secondly, an exceptionally mild season following the fairly mild winter of 1930-31. The quantity of gas sold to industries has naturally decreased since 1929, and the number of domestic consumers in certain areas has shown a decrease, although this is more than offset by extending the gas mains to serve municipalities heretofore having no gas service. There has been great activity in drilling. Three new pools: DeClute, Doyle, and Maybee Corners, have been found or extended, and two exceptionally large wells have been drilled in the Dawn field.

The production of Petroleum has shown an increase over 1930 of 5,062 barrels. Unfortunately this does not forecast a rejuvenation of the fields; it is due mainly to more efficient operation and to better weather conditions. The price of oil in 1931 was the lowest in fifteen years. This quoted price per barrel includes a premium averaging 91 cents a barrel that was paid voluntarily by the Imperial Oil Company to Ontario oil reproducers.

CRUDE PETROLEUM PRODUCTION,* 1927-1931

Field	1927	1928	1929	1930	1931
	Barrels	Barrels	Barrels	Barrels	Barrels
Euphemia township.....					122
Petrolia and Enniskillen township....	50,172	60,547	56,284	55,130	57,514
Oil Springs.....	37,281	35,653	30,789	29,160	30,792
Moore township.....	2,015	2,148	1,230	1,576	3,739
Sarnia township.....	1,589	1,221	749	1,149	1,466
Plympton township.....	1,240	371	315	296	296
Bothwell.....	25,224	24,255	23,236	21,176	18,024
Dover township.....	602	773	715	457	891
Raleigh township.....	276				
Onondaga township.....	210	87	243	231	34
Mosa township.....	7,456	7,268	6,850	7,166	8,517
Thamesville.....	4,139	1,006	427	447	463
Dunwich township (Dutton and Iona)			148	365	507
Tilbury East township.....	60	736	139	149	
Total quantity.....	139,606	134,065	121,125	117,302	122,364
Value.....	\$289,390	\$249,981	\$293,724	\$235,746	\$219,993
Average price per barrel†.....	\$2. 11	\$1. 86	\$2. 42	\$2. 00	\$1. 80

*Information furnished by the Imperial Oil Refiners, Limited, of Sarnia, and others.

†The barrel is equivalent to 35 Imperial gallons.

Peat

Shipments were made in 1932 from the Alfred bog, near Ottawa. Returns are incomplete, showing only the two cars shipped to the Normal Schools at Peterborough and North Bay. A market is developing for humus, particularly in the Montreal and Toronto metropolitan areas where golf clubs are using the product as a top dressing. It is also used as a litter for bedding animals.

Quartz, Quartzite, and Silica Brick

The production of quartz showed a considerable decrease in 1931. The volume decreased from 167,487 tons in 1930 to 97,888 tons in the year under review or a decline of 41.5 per cent. Ten tons were consumed as fine ground, 3,022 tons for the manufacture of silica brick, 9,260 tons were used as flux in the smelting of nickel-copper ores, while the balance found a market in various manufacturing processes consuming silica, ferro-silicon being the chief outlet. The total output of silica brick was 459,000, of which 279,053 worth \$13,702 were sold or used. Production figures for the past five years follow:—

QUARTZ, QUARTZITE, AND SILICA BRICK, 1927-1931

Schedule	1927	1928	1929	1930	1931
Rock sold or used.....tons	159,150	194,503	187,973	167,487	97,888
Value.....\$	266,204	308,608	316,050	274,674	148,642
Silica brick sold or used.....M.	553	1,597	1,566	378	279
Value.....\$	28,549	86,323	80,374	19,120	13,702
Total Value.....\$	294,753	394,931	396,424	293,794	162,344

Salt

The production of salt and brine in Ontario, totalling 231,329 tons of all grades valued at \$1,760,388, was the highest in value since the year 1923. As compared with the previous year the record shows an increase in value for a decrease in tonnage from the same number of plants, namely 6, located at Sandwich, Sarnia, Goderich (2), Kincardine, and Amherstburg where brine is used in a chemical plant. The statistics of production by grades and values for the past five years follows:—

SALT STATISTICS, 1927-1931

Schedule	1927	1928	1929	1930	1931
Land.....tons	4,599	3,621	1,919	245	513
Coarse....."	25,216	26,730	22,632	21,160	17,678
Fine....."	47,185	51,055	49,869	55,373	115,180
Table and dairy....."	53,477	56,214	54,138	49,467	
Pressed blocks....."	7,709	7,083	5,560	7,655	97,928
Brine (salt equivalent)....."	115,995	135,138	168,327	114,737	
Total sold or used....."	254,180	279,841	302,445	248,637	231,329
Value of products sold or used.....\$	1,510,777	1,377,629	1,420,424	1,558,405	1,760,388
Employees*.....No.	290	299	263	263	233
Wages.....\$	322,549	337,214	303,618	288,237	259,646

*Employees of Sandwich salt and chemical works are included.

Talc

This industry ran a uniform course during the five years up to and including 1929. Production from the two operating companies near Madoc, namely, the Geo. H. Gillespie Co. and Canada Talc, Ltd., ranged from \$174,000 to \$180,000 per annum. In 1930 and 1931 the value was lower and amounted to \$133,213 for 11,664 tons and \$122,044 for 11,806 tons, respectively. The product in the ground state ranges in price from \$9.00 to \$18.00 per ton, depending on grade, and is marketed in Canada and the United States. No soapstone was mined during the period from the Eagle Lake deposit in Kenora district, or elsewhere.

Following are statistics of talc and soapstone for the past five years:—

TALC AND SOAPSTONE STATISTICS, 1927-1931

Schedule	1927	1928	1929	1930	1931
Soapstone shipped.....tons	135				
Ground talc shipped....."	15,003	14,925	15,463	11,664	11,806
Total value of shipments.....\$	181,981	179,187	180,492	133,213	122,044
Employees, mine and mill.....No.	61	45	42	36	36
Wages paid.....\$	51,834	44,858	40,055	32,718	29,419

STRUCTURAL MATERIALS

Building Permits—In 61 Canadian cities building permits in 1931 were valued at \$112,222,845. Of this total thirty Ontario cities accounted for \$44,371,578 or 39.6 per cent., as noted in the following table abstracted from Annual Review of Building Permits in Canada in 1931, issued by the Dominion Bureau of Statistics, Department of Trade and Commerce, Ottawa.

BUILDING PERMITS IN ONTARIO, 1920-1931

Year	30 Ontario cities, value	Wholesale prices index No. (a)	Toronto metropolitan area, value (a)	Wages index No. (c)
	\$		\$	
1920.....	58,636,365	144.0 (d)	30,049,413	180.9
1921.....	59,315,845	122.8	31,979,346	170.5
1922.....	81,396,259	108.7	36,405,625	162.5
1923.....	74,673,080	111.9	39,530,877	166.4
1924.....	57,330,141	106.6	29,636,428	169.1
1925.....	59,888,867	102.9	32,408,636	170.4
1926.....	65,373,757	100.0	31,588,124	172.1
1927.....	79,883,344	96.1	37,316,511	179.3
1928.....	104,777,566	98.1	59,817,568	185.6
1929.....	95,055,827	99.0	57,522,927	197.5
1930.....	69,042,946	90.9	38,371,587	203.2
1931.....	44,371,578	82.6	27,950,136	195.7

(a) Applies to average index numbers for Canadian wholesale prices of building materials on the basis of 1926=100, as compiled by the Dominion Bureau of Statistics. In 1913 the index was 67.0, dropping to a low of 60.5 in 1915.

(b) Includes York and East York municipalities.

(c) Average index numbers of wages in Canadian building trades as compiled by the Federal Department of Labour on the basis of 1913=100. (d) Peak year.

Construction Contracts.—The value of Canadian construction contracts awarded for 1931 reported by McLean Building Review was \$315,482,000 as compared with \$456,999,600 in 1930. Ontario contracts in 1931 amounted to \$125,452,300 or 39.8 per cent. of the total. Prices of materials were considerably below the peak of 1920, and a decided drop was recorded both in 1930 and in 1931. Figures by class follow for a five-year period:—

VALUE OF ONTARIO CONSTRUCTION CONTRACTS, 1927-1931

Classification	1927	1928	1929	1930	1931
	\$	\$	\$	\$	\$
Residential.....	57,580,800	64,628,600	59,211,000	44,427,000	39,274,300
Business.....	81,328,100	58,700,200	82,949,000	52,636,400	28,819,400
Industrial.....	11,922,500	25,109,800	28,247,200	12,787,400	6,836,300
Engineering.....	45,327,600	39,913,100	45,365,900	65,608,800	50,522,300
Total.....	196,159,000	188,351,700	215,773,100	175,459,600	125,452,300

Cement

During 1930 the plants in operation were those of the Canada Cement Company, Limited, located at Belleville, Port Colborne, and Lakefield; and that of the St. Marys Cement Company, Limited, at St. Marys. Production for the last pre-war year and subsequently is given in the following table:—

PORTLAND CEMENT STATISTICS, 1913-1931

Year	No. of operating plants	Sales		
		Barrels (350 lbs.)	Total value	Average price per bbl.
			\$	\$
1913.....	13	3,802,321	4,105,455	1.08
1914.....	11	2,665,650	2,931,190	1.10
1915.....	7	2,302,242	2,534,537	1.10
1916.....	7	2,143,949	2,242,433	1.15
1917.....	6	2,063,231	2,934,271	1.43
1918.....	4	1,226,244	1,910,839	1.56
1919.....	5	2,022,575	3,659,720	1.81
1920.....	5	2,035,594	3,377,814	2.15
1921.....	5	2,723,072	6,425,266	2.37
1922.....	4	3,104,386	6,235,370	2.01
1923.....	4	3,296,428	5,855,590	1.77
1924.....	4	3,564,499	5,668,671	1.59
1925.....	4	3,462,358	5,253,911	1.52
1926.....	3	3,398,860	4,792,857	1.41
1927.....	4	3,751,786	5,144,326	1.34
1928.....	4	3,911,795	5,520,897	1.41
1929.....	4	4,624,712	6,608,246	1.43
1930.....	4	3,942,690	5,779,404	1.47
1931.....	4	3,470,056	5,006,826	1.44

Stocks on hand December 31, 1930 and 1931, were 956,794 and 814,418 barrels, respectively.

The most important development of the year was the placing on the market by the Canada Cement Company of a new alkali-resistant cement called "Kalicrete." Research work on this new product was conducted by A. G. Fleming, chief chemist of the company. His practical contribution to the study of silicates, which offer more resistance to alkaline reaction than do aluminates, has been through additions to the mixture to fix the aluminates in the process of manufacture, rendering the cement alkali-resistant through the formation of new compounds possessing this property. Thus alkali-resistant cement has been placed on a commercial basis, and the cost is the same as for ordinary cement. The product is particularly desirable where concrete has to withstand the alkaline condition of soils such as are found on the prairies of central Canada.

Lime

The lime-burning industry in Ontario is becoming standardized, and proportions of hydrated to quicklime produced each year do not fluctuate widely. During the past five years this ratio ranged from 1 : 3.3 in 1931 to 1 : 5.6 in 1929. Although lime-producing establishments have decreased in number, larger and better equipped plants are being operated.

During 1931 some twenty-five establishments were active, but at greatly reduced capacity. Six of these plants are equipped for the production of hydrated lime. Of the 25 active plants 5 were operated by Gypsum, Lime and Alabastine, Canada, Ltd. Total lime sales were 147,551 tons, valued at \$1,221,190. A new two-kiln plant was placed in operation during the year at Beachville by the Innerkip Lime & Stone Co. The Guelph plant of the Standard White Lime Co. was purchased by the Canadian Gypsum Company, and four new kilns added. The entry of this company as a lime producer will result in the discontinuance of the import of Ohio finishing lime into Ontario.

Figures of production for the past five years are given in the table which follows:—

LIME STATISTICS, 1927-1931

Year	Lime marketed or used						Fuel costs	Em- ployees	Wages
	Hydrated			Quicklime					
	Tons	Value		Tons	Value				
		Total	Per ton		Total	Per ton			
	\$	\$		\$	\$	\$		\$	
1927..	44,749	540,687	12.08	198,383	1,657,552	8.35	386,284	451	458,001
1928..	49,085	597,367	12.17	228,101	1,870,476	8.20	388,152	414	390,611
1929..	55,916	740,127	13.24	314,246	2,624,285	8.35	513,741	577	398,266
1930..	42,726	504,178	11.80	209,340	1,673,409	7.99	343,237	330	352,768
1931..	34,284	379,996	11.08	113,267	841,194	7.43	177,310	287	216,337

The disposition of the quicklime and hydrated lime sold in 1931, as reported by the producing companies, was as follows:—

Industrial consumption	Quicklime		Hydrated lime	
	Tons	Value	Tons	Value
		\$		\$
Building trades: finishing masons.....	21,850	172,544	32,230	358,353
Sand-lime brick.....				
Agriculture.....	8,064	57,738	358	3,659
Chemical and metallurgical Industries:	10,540	73,788	416	4,089
Smelters.....	478	3,276	75	788
Iron and steel.....	4,241	30,705	3	37
Gold milling.....	17,997	123,730	25	262
Pulp and paper.....	763	5,448	109	1,145
Glass.....	5,185	40,379
Sugar.....	8,769	83,641
Tanneries.....	1,686	12,928	5	52
*Other chemicals.....	33,681	236,850	951	10,432
Small dealers and others.....	13	166	112	1,178
Total.....	113,267	841,194	34,284	379,996

*Uses for lime under this heading include the manufacture of alkali, acetate of lime, and calcium carbide, the last mentioned being used largely for making cyanamide.

Sand-Lime Brick

In sympathy with other building and construction materials the output of sand-lime brick fell off again in 1931. The average price per thousand declined from \$11.50 in 1929 to \$9.25 in 1931. As the industry is mainly centered in and around Toronto and is dependent on the building activity, the figures of output strikingly reflect the depression in the building industry during 1931.

The following table shows statistics for the past five years, also the comparative average values of common clay brick:—

SAND-LIME BRICK STATISTICS, 1927-1931

Year	No. of operating plants	No. of wage-earners	Wages	Sales				Average value per M. of common clay brick
				M.	Total selling value	Average value per M.	Value with lime cost deducted	
			\$		\$	\$	\$	\$
1927.....	7	199	224,535	61,380	721,485	11.75	600,750	15.83
1928.....	7	183	205,497	61,506	745,719	12.12	624,228	15.83
1929.....	6	190	228,576	55,750	641,159	11.50	540,299	15.84
1930.....	6	129	147,827	41,576	424,178	10.20	318,037	15.08
1931.....	5	93	72,762	27,378	253,228	9.25	197,470	15.00

Sand and Gravel

The sand and gravel industry suffered severely in Ontario during 1931. A decreased building and construction programme and smaller mileage of new highway construction accounts for the drop in production. As indicated in the table below the total output from all sources, exclusive of the material produced by the railways and used by them for ballast, was 6,663,972 tons worth \$2,317,015 in 1931 as against 10,215,859 tons worth \$3,559,487 in the previous year.

The railways in Ontario produced 872,191 tons valued at \$2,461,030, which was all consumed as ballast on their own railway systems. As this material does not enter into active competition with other producers it has been omitted from the totals shown, in agreement with the statistical practice of former years.

The table which follows shows the quantity and value of output from each source. All sources reported decreases except that of Northern Development and in this case the unemployment relief measures of the Ontario and Federal Governments accounted for the improvement. The pit operators, of which 156 reported production, mainly for local use, suffered less severely than dredgers. Nineteen dredging companies operating in the Great Lakes and rivers produced a high-grade, washed and sized product, nearly all of which is docked at the large ports. This material for the most part enters into the building and construction industries of the larger cities. The greatly reduced building programmes in all the large towns and cities would therefore account for the decline.

OUTPUT OF SAND AND GRAVEL, 1930-1931

Source	1930		1931	
	Tons	Value	Tons	Value
		\$		\$
Private pit operators.....	2,210,881	1,118,281	1,880,750	902,377
Dredged from Great Lakes and rivers.....	3,014,518	1,116,488	866,315	481,286
Department of Northern Development.....	1,764,645	130,714	2,365,619	157,708
Department of Highways.....	1,131,300	565,650	527,000	263,500
Miscellaneous counties and townships.....	2,094,515	628,354	1,024,288	512,144
Total.....	10,215,859	3,559,487	6,663,972	2,317,015

STONE STATISTICS BY GRADES AND USES, 1931

Uses	Limestone and marble		Granite		Trap		Sandstone		Total	
	Tons	Value \$	Tons	Value \$	Tons	Value \$	Tons	Value \$	Tons	Value \$
Building and ornamental	265,696	239,567	182	3,517			6,439	26,186	272,317	269,270
Flagstone	40	120							40	120
Curbstone										
Paving blocks			5,799	49,931					5,799	49,931
Lining open-hearth furnaces										
Chemical										
Cement plants		(a)								
Flux in iron and steel plants	129,661	92,619							129,661	92,619
Flux in smelters										
Glass factories										
Manufacture of lime		(b)								
Pulp and paper mills	28,529	24,780							28,529	24,780
Sugar refineries	22,799	23,759							22,799	23,759
Other chemical uses	3,961	3,197							3,961	3,197
Whiting										
Asphalt filler	14,816	33,308							14,816	33,308
Dusting coal mines										
Agricultural purposes	8,054	16,277							8,054	16,277
Poultry grit	4,020	13,561							4,020	13,561
Stucco dash and terrazzo flooring	40,625	24,347							40,625	24,347
Rubble and riprap	836,109	708,957							836,109	708,957
(Concrete aggregate	1,934,514	1,295,029	43,778	59,520		128,258			2,063,438	1,482,807
Crushed stone Road metal	618,904	344,969							618,904	344,969
Railroad ballast										
Total	3,909,726	2,929,885	49,759	112,968	85,146	128,258	6,439	26,186	4,051,070	3,197,297
Producers	(c)	64	(d)	21		2		5		92
Wage-earners		960		22		24		33		1,039
Wages paid		761,762		13,223		26,474		20,083		821,542

(a) Value included with cement.

(b) Stone used for lime accounted for in statistics for lime.

(c) Individuals and companies, municipalities not included.

(d) There are a number of individual operators included.

Stone

The stone industry of Ontario in 1931 experienced decreased production, declining prices, and smaller earnings in common with practically all other business endeavours. During the period the total output of limestone, trap, granite and sandstone was 4,051,070 tons valued at \$3,197,297 as against 5,088,121 tons worth \$4,630,970 in 1930. The average prices f.o.b. quarries were 79 cents per ton in 1931 and 91 cents in the previous year.

Included with the limestone, the major portion of which was marketed as crushed stone, were 4,323 tons of marble valued at \$29,173; 8,054 tons of limestone worth \$16,277, used for agricultural purposes; and 4,020 tons of fines, valued at \$13,561, which was consumed as chicken grit, stucco and terrazzo.

The tables following show the uses to which the various kinds of stone were put during 1931, and also the record for the past five years as to values of the kinds of stone marketed. It should be mentioned that crude limestone consumed in cement and lime manufacturing has been excluded from these compilations.

The following table shows the valuation of the several kinds of stone used or marketed during the past five years:—

VALUE OF STONE PRODUCTION, 1927-1931

Year	Limestone	Sandstone	Trap	Granite	Total
	\$	\$	\$	\$	\$
1927	3,716,419	50,192	205,480	88,618	4,060,709
1928	3,440,858	53,903	456,351	73,877	4,024,989
1929	3,759,357	69,898	367,590	574,771	4,771,616
1930*	3,722,196	32,664	184,191	691,919	4,630,970
1931	2,929,885	26,186	128,258	112,968	3,197,297

*The figures of production are exclusive of the materials produced by municipalities, such as counties and townships, in the construction of roads. During 1930 the output from this source was 342,985 tons of limestone worth \$222,882. These figures were carried forward to the year 1931, having been received too late for inclusion in the main table for 1930.

Clay Products

The industry includes clay and shale products of all descriptions: brick, hollow building blocks, roofing and floor tile, agricultural drain tile, sewer pipe and conduits, and pottery made from domestic clay. Dependent as it is on the building and construction industries, the downward trend as shown by the figures was not surprising. The total value in 1931 of all products including haydite, a patented light-weight building material or aggregate, described more completely on page 42 of Volume XL, Part 1, was \$3,552,799 as against \$5,221,214 in 1930, or a decrease of 31.9 per cent. in value.

Decreases in quantity output varied widely as regards process. Soft-mud face brick declined about 50 per cent., while output of common brick from this process was practically as great in volume as in 1930. Stiff-mud face was 29 per cent. lower, while common declined 39 per cent. in volume. Dry-press brick showed parallel declines in both face and common, while drain tile with more than 50 per cent. reduction reflects a difficult position for agriculture owing to extreme low prices for farm products.

The average prices of brick for the whole Province during the last two years were as follows:—

AVERAGE PRICES OF BRICK, 1930-1931

Process and kind		1930	1931
		\$	\$
Soft-mud	{face.....	20.60	21.20
	{common.....	15.20	15.09
Stiff-mud	{face.....	20.67	21.33
	{common.....	15.18	14.70
Dry-press	{face.....	19.78	21.50
	{common.....	12.80	14.65
Drain tile	(average of all sizes).....	26.07	23.93

As the above items have been marketed in large quantities the averages given will therefore be representative. These averages, it will be seen, have moved both up and down but on the whole have not varied greatly.

The following table shows in detail the quantities and values of the several kinds of clay products made and sold in Ontario:—

HEAVY CLAY PRODUCTS MARKETED, 1931

Kind	Number or quantity	Value	
		\$	
Brick—Soft-mud process	{Face.....	4,954,147	105,006
	{Common.....	24,477,801	373,131
Stiff-mud (wire cut) process	{Face.....	40,934,877	873,334
	{Common.....	17,007,999	249,879
Dry-press	{Face.....	13,990,568	300,614
	{Common.....	2,718,820	39,767
Fancy or ornamental brick (including special shapes, embossed and enamelled brick)	259,239	16,829	
Sewer.....	1,945,620	33,321	
Tile, structural: Hollow Blocks (including fireproofing and load-bearing tile)..... tons	41,774	346,078	
	Roofing tile..... no.	6,935	720
	Floor tile (quarries)..... sq. feet	107,418	31,395
Tile, drain..... no.	10,210,935	244,368	
Sewer pipe (including copings, flue linings, etc.).....		696,964	
Pottery (flower pots) from domestic clay..... No.	5,000,000	73,860	
Haydite.....		167,533	
Total value.....		3,552,799	

The value of clay products marketed for the last pre-war year (1913), for the year of maximum value (1922), and for the past five years, is given below:—

VALUE OF CLAY PRODUCTS SOLD OR USED, 1913, 1922, AND 1927-1931

Year	Brick		Pottery	Drain tile	Sewer pipe	Haydite	Total
	Common	Pressed, fancy, building tile, etc.					
	\$	\$	\$	\$	\$	\$	\$
1913.....	3,283,894	1,162,860	52,875	292,767	600,297		5,392,693
1922.....	2,614,120	2,899,205	88,889	368,180	973,824		6,944,218
1927.....	1,063,724	3,323,867	91,300	521,957	852,187		5,853,035
1928.....	1,154,763	3,377,648	*98,519	572,577	974,157		6,177,664
1929.....	1,281,004	3,524,358	96,394	629,322	1,167,463	131,621	6,830,162
1930.....	792,234	2,683,983	89,381	593,980	834,361	227,275	5,221,214
1931.....	662,777	1,707,297	73,860	244,368	696,964	167,533	3,552,799

*Includes \$400 worth of other products.

Mining Company Incorporations

A summary of mining companies incorporated and licensed in Ontario for the last pre-war year and subsequently is given hereunder:—

ONTARIO MINING COMPANIES INCORPORATED AND LICENSED, 1913-1931

Year	Incorporated			Extra-Provincial companies licensed	
	No.	Nominal capital	"No Par" shares	No.	Capital for use in Ontario
1913	119	\$78,000,000	12	\$21,735,000
1914	80	39,030,000	13	5,445,000
1915	59	42,005,000	2	10,200,000
1916	83	109,079,500	8	7,011,650
1917	100	117,183,000	7	7,202,000
1918	59	49,800,000	7	15,000,000
1919	149	223,600,000	10	9,554,197
1920	119	146,094,000	12	9,435,000
1921	67	105,715,000	6	1,030,500
1922	91	181,040,000	6	830,000
1923	88	179,295,500	6	1,775,000
1924	85	156,485,000	2	200,000
1925	70	107,400,000	9,010,000	3	162,510
1926	145	165,655,750	22,386,500	6	4,850,000
1927	199	344,145,000	40,034,000	10	3,260,000
1928	211	495,575,000	30,778,400	17	7,208,500
1929	97	142,390,000	32,557,200	13	1,540,000
1930	37	23,234,600	16,808,909	6	5,525,000
1931	44	60,670,000	5,909,000	1	400,000

Of the 44 companies incorporated in 1931, 31 had specified capital and 15 were companies having shares without nominal or par value, while 2 companies had shares of both kinds.

MINING COMPANIES WITH SPECIFIED CAPITAL INCORPORATED IN ONTARIO IN 1931

Name of company	Head office	Date of incorporation	Capital
Arcadia Gold Mines, Ltd.	Toronto	Oct. 30	\$5,000,000
Ashley Gold Mines, Ltd.	Toronto	Jan. 13	3,000,000
Beardmore Gold Mines Company, Ltd.	Toronto	Jan. 13	2,500,000
Beatty-Waterloo Gold Mines, Ltd., The	Waterloo	Oct. 26	50,000
Big-Lode Gold Mines, Ltd.	Toronto	May 9	5,000,000
Boston Kirkland Gold Mines, Ltd.	Toronto	Mar. 12	40,000
Canadian Pandora Gold Mines, Ltd.	New Liskeard	Jan. 2	5,000,000
Central Patricia Gold Mines, Ltd.	Toronto	Apr. 20	2,500,000
Granada Gold Mines, Ltd.	Toronto	July 7	1,500,000
Handley-Gerlach Mines, Ltd.	Toronto	Feb. 2	3,000,000
International Gold, Limited	Toronto	Apr. 28	1,000,000
Kirkland Commodore Mines, Ltd.	Crystal Lake	June 5	4,000,000
Kirkland Divide Gold Mines, Ltd.	Toronto	Nov. 19	2,000,000
Kirkland Gold Rand, Ltd.	Kirkland Lake	June 26	3,000,000
Lee Gold Mines, Ltd.	Toronto	May 15	3,000,000
Lucky Coon Gold Mining Co., Ltd.	Fort Frances	Nov. 16	2,000,000
McChesney Gold Mines, Ltd.	Toronto	Oct. 29	50,000
McCollam Gold Mines, Ltd.	Toronto	Aug. 1	4,000,000
*Maple Leaf Marble Quarries, Ltd.	Toronto	June 9	250,000
Marble & Stone Company of Canada, Ltd.	Toronto	Dec. 19	50,000
Matachewan Township Mines, Ltd.	Toronto	Apr. 14	3,000,000
Metropolitan Gold Mines, Ltd.	Toronto	July 2	2,000,000
Munro Croesus Mines, Ltd.	Haileybury	July 9	40,000
Normaray Gold Mines, Ltd.	Toronto	July 2	2,000,000
Romney Gas & Oil Company, Ltd.	Toronto	Jan. 22	500,000
*Simrall Refining Corporation of Canada, Ltd.	Windsor	Oct. 3	50,000
Telluride Gold Producers, Ltd.	Toronto	May 1	2,000,000
Toburn Gold Mines, Limited	Toronto	Jan. 24	2,000,000
Treasure Island Gold Mines, Ltd.	Toronto	April 1	2,000,000
Vanachrome Syndicate, Limited	Toronto	April 24	100,000
Vaughan Gold Prospecting Co., Ltd., The	Toronto	Sept. 22	40,000
Total (31 companies)			\$60,670,000

*"No par" shares issued in addition. See list of "No par" companies.

Under the provisions of the Ontario Companies Act, companies of extra-provincial incorporation are required to take out a license in Ontario and stipulate the amount of capital used in connection with mining enterprises where the land is situate within the Province. If land only is held in the Province and business not carried on a license in mortmain is sufficient.

MIXING COMPANIES INCORPORATED IN ONTARIO IN 1931 HAVING SHARES WITHOUT NOMINAL OR PAR VALUE

Name of company	Head office	Date of incorporation	No. of shares
Archibald-Birdsall, Limited.....	Toronto.....	Jan. 21	10,000
Athabasca Dome, Limited.....	Toronto.....	Mar. 6	500,000
Canada Vitrified Products, Ltd.....	St. Thomas.....	Aug. 13	35,000
Cleaver Mines, Ltd.....	Toronto.....	June 27	40,000
Cold Spring Granite Co., Ltd.....	Peninsula.....	Feb. 16	40,000
Eagleland Mines, Limited.....	Fort William.....	Sept. 8	50,000
International Radium & Resources, Ltd.....	Toronto.....	June 22	500,000
Kirkland Basin Gold Mines, Ltd.....	Toronto.....	Aug. 17	1,000,000
Lois Lake Gold Mining Co., Ltd.....	Kirkland Lake.....	Mar. 18	500,000
McGill Gold Mines, Limited.....	Toronto.....	July 27	2,750,000
*Maple Leaf Marble Quarries, Ltd.....	Toronto.....	June 9	200,000
Matachewan Holdings, Limited.....	Toronto.....	Nov. 13	20,000
Ontario Cement Company, Limited.....	Owen Sound.....	April 30	55,000
*Simrall Refining Corporation of Canada, Ltd.....	Windsor.....	Oct. 3	200,000
Spence Lake Diatomite, Limited.....	Toronto.....	Sept. 15	9,000
Total (15 companies).....			5,909,000

*Also see list with specified capital. Two companies having both capital and "No par" shares are included in both lists.

One company of Extra-Provincial incorporation, namely: Oglebay, Norton & Company, was licensed January 20, 1931, by Order-in-Council, to do business in Ontario. The capital for use in Ontario was stated to be \$400,000.

Mining Revenue and Expenditures

The revenue of the Department of Mines for the fiscal year ending October 31, 1931, was \$799,240.06 as compared with \$1,017,030.67 in the previous year. Expenditures of the Department were \$488,746.46 ordinary and \$1,535.07 capital or a total of \$490,281.53.

Details of revenue follow:—

ORDINARY:

MAIN OFFICE

Sand and Gravel—

Royalties.....	\$ 81,344 58	
Licenses.....	4,945 00	
		\$ 86,289 58
Casual fees.....		644 04
Boring permits.....		800 00
Sale of record books—Unwrought Metal Sales Act.....		31 00
Gas leases.....		5,000 00
Refunds.....		26 00
		\$ 92,790 02

BRANCHES

Inspection—cable testing fees.....		3,675 55
Assessment—		
Acreage tax.....	\$ 30,601 78	
Profit tax.....	480,300 69	
Gas tax.....	14,902 92	
		525,805 39
Chemical and assay—fees.....		1,273 13
Mine rentals—		
Mining leases.....	\$ 4,760 54	
Licenses of occupation.....	2,265 55	
Miners—		
Licenses.....	45,334 75	
Permits.....	1,980 00	
Fees—Recording.....	56,012 07	
Miscellaneous.....	2,465 01	
Maps—Sales.....	1,783 14	
		114,601 06
Natural Gas Commissioner—permits.....		1,575 45
Temiskaming Testing Laboratories—fees.....		22,463 19
Sulphur Fumes Arbitrator—damages collected.....		4,042 58
		\$ 766,226 97

CAPITAL:

Mining Recorders—Mining Land Sales.....	33,013 09
Total Revenue.....	\$ 799,240 06

The figures of moneys derived from sales and leases, divided according to district, do not agree with corresponding items of the preceding revenue statement which records collections of moneys actually received during the fiscal year. Details are given in the following table:—

MINING LANDS SOLD AND LEASED FOR FISCAL YEAR
ENDING OCTOBER 31, 1931

District	Sales			Leases			Total sales and leases		
	No.	Acres	Amount	No.	Acres	Amount	No.	Acres	Amount
			\$			\$			\$
Cochrane.....	45	1,941 96	7,745 78	67	2,849 46	319 99	45	1,941 96	7,745 78
Timiskaming.....	75	2,447 82	7,135 93	14	558 15	198 56	142	5,297 28	7,455 92
Sudbury.....	49	1,757 17	5,245 78				63	2,315 32	5,444 34
Algoma.....	44	1,836 41	5,040 60				44	1,836 41	5,040 60
Thunder Bay.....	21	743 92	1,921 30	5	229 10	137 93	26	973 02	2,059 23
Patricia.....	4	130 00	325 00				4	130 00	325 00
Kenora.....	5	197 40	568 37				5	197 40	568 37
Rainy River.....	3	140 30	260 70				3	140 30	260 70
Nipissing.....				6	306 80	30 68	6	306 80	30 68
Elsewhere.....	33	1,753 50	4,721 60				33	1,753 50	4,721 60
Total.....	279	10,948 48	32,965 06	92	3,943 51	687 16	371	14,891 99	33,652 22

STATEMENT OF MONIES REMITTED BY MINING RECORDERS FOR THE FISCAL YEAR ENDING OCTOBER 31, 1931

Mining division	Name of recorder	Address	Purchase price		Provincial Forest permits	Miners' licenses		Recording fees	Maps	Miscellaneous fees		Total
			\$			\$				\$		
Fort Frances	Alexander, J. A.	Fort Frances	503.60			495.00		1,117.00	54.50	103.25		2,273.35
Sudbury	McArthur, T. A.	Sudbury	4,343.21		250.00	5,307.00		10,837.00	146.00	435.20		21,318.41
Montreal River	Coghill, J. M.	Elk Lake	1,105.45		10.00	2,719.00		14,475.15	249.00	544.25		19,102.85
Gowganda	do	do			1,170.00	729.00		4,984.00	159.75	111.00		7,153.75
Porcupine	Dixon, R.	South Porcupine	1,199.19		140.00	3,808.00		2,892.50	159.25	240.45		8,439.39
Larder Lake	Ginn, H. G.	Swastika	10,252.88		50.00	3,851.00		5,720.00	224.15	327.00		20,425.03
Timiskaming	McAuley, N. J.	Haileybury	592.79		240.00	3,853.00		894.00	30.00	55.00		5,664.79
Red Lake	Holland, H. E.	Gold Mines*	757.75			1,501.00		5,179.65	53.50	300.00		7,791.90
Port Arthur	McGregor, C. F.	Port Arthur	1,600.40		20.00	3,182.00		4,824.00	42.25	117.75		9,786.40
Sault Ste. Marie	Miller, W. N.	Sault Ste. Marie	5,533.95		40.00	1,842.00		2,499.25	64.50	150.51		10,130.21
Kowkash	O'Rourke, M. F.	Tashota			10.00	606.00		161.00	10.75	16.00		863.75
Kenora	Smith, J. D. C.	Kenora	515.39			911.00		1,012.00	42.50	64.60		2,545.49
Total			26,404.61		1,930.00	28,804.00		54,595.55	1,236.15	2,465.01		115,495.32

*Office moved June 1, 1932, to Sioux Lookout.

MINING CLAIMS RECORDED IN THE SEVERAL MINING DIVISIONS, 1907, AND 1912-1931

Mining Division	1907	1912	1913	1914	1915	1916	1917	1918	1919	1920	1921	1922	1923	1924	1925	1926	1927	1928	1929	1930	1931
Timiskaming	7,860	516	1,326	215	222	156	269	184	244	329	159	328	971	735	634	438	875	499	346	202	78
Coleman†	291																				
Sudbury	456	776	483	237	233	464	262	168	673	267	319	701	436	559	546	1,367	3,351	6,424	2,164	807	1,597
Sault Ste. Marie	291	137	127	23	92	44	135	199	90	90	216	541	498	284	451	395	735	702	487	318	276
Port Arthur	317	180	182	353	641	172	180	66	171	108	120	296	222	300	494	1,278	982	1,269	691	338	609
Kenora	91			25	23	45	32	48	31	25	53	168	150	77	229	935	140	520	348	194	109
Parry Sound‡	102	5		2		10	25	12	39	33											
Larder Lake	3,813	541	1,575	718	915	783	160	423	1,015	712	918	2,344	1,736	1,219	890	1,532	3,141	1,781	891	424	628
Montreal River	866	126	63	28	2	56	294	203	134	81	143	174	400	471	471	290	126	156	48	661	1,127
Gowganda		194	68	23	14	51	113	52	145	215	101	55	33	444	220	96	24	40	34	244	377
Porcupine		538	496	240	262	401	236	48	136	192	273	760	1,424	556	620	1,297	3,127	611	650	135	307
Kowkash						160	135	2	9	31	3	148	206	438	150	28	250	368	319	12	56
Red Lake																5,827	2,018	1,100	973	305	298
Port Frances																			70	75	175
At Toronto				.49	92	128	95	39	231	87	145	171	116	139	226	203	795	1,576	1,186	171	142
Total	13,996	3,104	4,320	1,913	2,519	2,470	1,936	1,534	2,918	2,160	2,459	5,686	6,092	5,222	4,751	13,496	15,564	15,046	8,207	3,886	5,779

†Joined with Timiskaming since 1911. ‡Office at Parry Sound closed in 1921, and records are now kept at the Department of Mines, Toronto.

SUMMARY OF BUSINESS TRANSACTED IN THE SEVERAL MINING DIVISIONS DURING THE CALENDAR YEAR, 1931

Schedule item	Fort Frances	Sudbury	Porcupine	Larder Lake	Sault Ste. Marie	Port Arthur	Kowkash	Timiskaming and Coleman	Gow-ganda	Montreal River	Kenora	Red Lake	Total
1. Letters received.....	848	4,255	4,014	5,123	1,090	1,796	737	1,562	1,092	2,088	829	2,142	25,576
2. Letters written.....	641	4,104	3,070	4,985	691	1,229	1,136	1,372	1,238	2,268	730	1,997	23,461
3. Miner's Licenses issued.....	72	424	127	235	86	141	35	177	337	68	92	1,797
4. Miner's Licenses renewed..	39	708	559	551	284	443	104	588	120	247	111	194	3,948
5. Mining claims recorded*..	175	1,597	307	628	276	609	56	78	377	1,127	109	298	5,637
6. Mining claims cancelled....	355	1,854	1,953	2,261	1,212	861	40	327	428	566	445	583	10,885
7. Agreements, Transfers, etc., recorded.....	41	749	251	350	163	134	90	33	175	585	54	290	2,915
8. Receipts for Miners' Licenses, Permits, Recording Fees, etc.....\$	1,193.25	20,745.25	7,408.70	10,489.75	4,482.01	8,809.25	1,326.50	4,881.75	5,301.75	13,969.40	2,291.35	6,767.65	88,975.61
9. Receipts as Purchase Money or Rental.....\$	553.80	4,830.34	1,508.08	9,901.46	2,978.95	1,618.65	591.50	919.00	516.12	831.32	24,248.22
10. Total remitted to Department.....\$	2,017.05	25,565.59	8,916.79	20,291.21	7,460.96	10,512.90	1,326.50	5,479.25	5,301.75	15,888.40	2,810.47	7,601.97	113,208.81
11. Claims of which surveys' plans were filed.....	3	3	26	12	32	9	1	7	186	9	88	406
12. Disputes entered.....	10	9	2	6	8	24	5	64
13. Disputed cases decided by Recorders.....	2	2
14. Appeals to Mining Court.....	3	1	4
15. Extensions of time granted.....	66	456	401	579	168	393	60	78	150	456	118	968	3,893
16. Certificates of Record granted.....	5	62	16	71	48	8	11	131	5	20	350
17. Certificates of Performance of Work granted.....	5	54	27	92	22	15	7	20	7	15	261
18. Claims for which papers were forwarded to the Department for issue of title.....	5	50	13	86	17	25	7	13	5	10	333
19. Forest Reserve Permits issued.....	13	7	3	10	79	1	113
20. Substitute Miners' Licenses issued.....	2	7	1	9	1	100	6	1	1	110
21. Abstracts issued.....	435	1,987	740	648	196	906	10	139	116	1,193	166	6,313
22. Blue prints sold.....	84	697	548	895	204	113	87	636	811	84	10	1,384

* There were 119 claims recorded at Toronto, making a total of 5,779 for the entire Province as compared with 8,302 in 1929, and 3,886 in 1930.

The following is a comparative statement of Mining Licenses and Renewals issued, and Mining Claims recorded in Ontario, also Profit Tax and total Mining Revenue, during the past ten years, 1922-1931 inclusive:—

PROSPECTING ACTIVITY, PROFIT TAX, AND TOTAL REVENUE, 1922-1931

Year	New mining licenses issued	Mining licenses renewed	Total licenses and renewals	Mining claims recorded	Profit tax	Total mining revenue
					\$	\$
1922	3,247	3,101	6,348	5,686	160,994.41	570,219.15
1923	2,844	3,704	6,548	6,092	253,126.18	562,872.25
1924	2,676	4,466	7,142	5,222	191,982.36	593,215.14
1925	2,391	4,439	6,830	4,751	287,186.88	613,411.96
1926	6,631	5,521	12,152	13,486	410,974.17	838,415.81
1927	6,923	7,221	14,144	15,564	340,890.08	839,793.43
1928	6,059	8,688	14,747	15,046	356,033.83	968,243.84
1929	3,271	8,049	11,320	8,207	397,004.41	882,026.05
1930	1,554	5,885	7,439	3,886	502,525.38	1,017,030.67
1931	2,174	4,808	6,982	5,779	480,300.69	799,240.06

Under *The Mining Tax Act*, a graduated tax is levied on the net profits of mining companies in excess of \$10,000 per annum. The basic rate is 3 per cent. on profits up to \$1,000,000. On profits over \$1,000,000 and up to \$5,000,000 the tax is 5 per cent., and on profits in excess of the latter amount the rate is 6 per cent. A portion of this money is returned to organized municipalities for municipal government purposes.

The following statement, prepared by the Accounts Branch of the Department, gives details of the Profit Tax collected under the supervision of G. R. Mickle, Mine Assessor, for the fiscal year ending October 31, 1931:—

DETAILS OF PROFIT TAX

GOLD:—

Hollinger Consolidated Gold Mines, Ltd.	\$ 78,513.16
Lake Shore Mines, Ltd.	121,899.82
McIntyre Porcupine Mines, Ltd.	20,584.58
Teck-Hughes Gold Mines, Ltd.	88,327.48
Vipond Consolidated Mines, Ltd.	3,082.31
Wright-Hargreaves Mines, Ltd.	10,274.97
	<u>\$ 322,682.32</u>

SILVER:—

Keeley Silver Mines, Ltd.	\$ 3,965.43
Nipissing Mining Co., Ltd.	2,397.33
O'Brien, M. J., Ltd. (O'Brien mine)	1,084.16
“ “ “ (Miller Lake O'Brien mine)	1,353.73
	<u>8,800.35</u>

NICKEL-COPPER:—

International Nickel Company of Canada, Ltd.	148,818.02
Total	<u>\$ 480,300.69</u>

Temiskaming Testing Laboratories

This plant, located at Cobalt and equipped for sampling and assaying, has been operated by the Ontario Department of Mines since July, 1921, under the management of A. A. Cole, Mining Engineer of the T. & N. O. Railway Commission, and George Dickson, Superintendent.

The following is a comparative financial report for the years 1922 to 1931, inclusive:—

COMPARATIVE FINANCIAL STATEMENT OF THE TEMISKAMING TESTING LABORATORIES, 1922-1931

Year	Cash receipts	Earnings	Expenditures	Operating profit	Operating loss
	\$	\$	\$	\$	\$
1922.....	18,096.19	17,749.51	19,173.19	1,424.68
1923.....	18,699.22	20,117.81	19,781.25	336.56
1924.....	26,032.20	25,417.61	23,206.66	2,200.95
1925.....	19,922.37	20,041.08	20,043.31	2.23
1926.....	20,302.51	21,119.98	20,658.19	461.79
1927.....	19,387.66	19,400.55	20,012.09	611.54
1928.....	14,875.58	14,369.66	18,181.68	3,812.02
1929.....	19,604.70	21,690.60	18,088.41	3,602.19
1930.....	25,070.27	24,316.82	24,153.03	163.79
1931.....	18,522.88	20,770.06	23,553.61	2,783.55
Gross Operating Profit and Loss.....				6,765.28	8,634.02

Following is a brief summary of operations for the year 1931:—

Assaying.—Gold, 2,091 samples; silver, 1,748; copper, 36; silver bullion, 226; cobalt, 785; nickel, 118; zinc, 5; silica, 8; arsenic, 14; iron, 10, platinum, 4; sulphur, 8; alumina, 5; two each of tin and mercury; and one of chromium.

Silver Ore Milled and Sampled.—Weight, 441.35 tons, silver content, 899,950 ounces.

Cobalt Ore Milled and Sampled.—866.42 tons.

Base Bullion Melted.—127 bars containing 117,970 gross ounces of silver.

Purchased Gold Ore Milled and Sampled.—Three lots or 7.51 tons for which \$1,050.95 was paid.

Provincial Assay Office

As an aid in the development of the mineral resources of Ontario an Assay Office was established at Belleville in July, 1898, by the Bureau (now Department) of Mines. For convenience the office was moved to 5 Queen's Park, Toronto, in November, 1911, and again in the spring of 1927 to the new East Block, Queen's Park. The Provincial Assayer, W. K. McNeill, reports as follows for 1931:—

The Assay Office has been in operation during the entire year and the usual variety of work has been done with the assistance of T. E. Rothwell and W. F. Green, Chemists and Assayers, also Robert Stewart and William Ley, Laboratory Assistants.

The schedule of charges, effective Jan. 1, 1930, for the Provincial Assay Office and Chemical Laboratory, may be obtained on application. Minerals and rocks not requiring chemical analysis are identified free of charge. Tests for radio-activity are free.

Total free assays, under the provisions of *The Mining Act* of Ontario, numbered 1,316 in 1928, 649 in 1929, 427 in 1930, and 953 in 1931.

The following is a statement of the samples submitted by the general public for which the regulation fee was charged, and also those submitted by geologists and officers of the Department of Mines:—

CUSTOMS ASSAYING AND GENERAL WORK, 1931

Assay and No. of samples		Assay and No. of samples	
Gold.....	288	Vanadium.....	11
Silver.....	49	Clay.....	5
Copper.....	20	Radium.....	29
Lead.....	6	Chromium.....	2
Zinc.....	6	Barite.....	2
Nickel.....	9	Magnesia.....	3
Iron.....	9	Silica.....	8
Platinum.....	8	Water.....	5
Tin.....	4	Mercury.....	3
Sulphur.....	4	Feldspar.....	2
Lime and limestone.....	13	Potash.....	2
Cobalt.....	5	Molybdenite.....	2
Titanium.....	2		
Miscellaneous—these included 1 each of palladium, iridium, tellurium, phosphorus, tungsten, lithium, coal, arsenic, bauxite, uranium, molybdenite and talc.....			12
Identification—samples were received by mail and reports issued. A large number were brought directly to the Laboratory; of these no record was kept.....			170
Rocks—samples were submitted by geologists of the Department for complete analysis.....			16
Total.....			695

DIRECTIONS AND TERMS

Samples will be dealt with in the order of their arrival. In every instance specimens and samples should be accompanied by statement specifying the precise locality whence they were taken.

Money in payment of fees, sent in by registered letter, post office order, postal note, or express order, and made payable to the Provincial Assayer, must invariably accompany sample to ensure prompt return of certificate, as no examination is commenced until the regulation fee is paid.

Crushed samples representing large quantities, or samples less than one pound weight, may be sent by mail as third-class matter. Write your name and address plainly on each parcel. Send instructions, with money in payment of fees, in a separate letter. Samples may be sent by express, charges prepaid.

Sample bags addressed to this laboratory for sending ore pulp by mail may be obtained free on application; also canvas bags for shipping. Samples should be addressed as follows:—

PROVINCIAL ASSAY OFFICE,
East Block, Parliament Bldgs.,
TORONTO, ONT.

Draughting Office, North Bay

In order to cope with the demand from prospectors and others for blueprints showing mining claims in good standing in the several Mining Divisions of the Province, apart from the Divisions served direct from Toronto, the Department of Mines established a Draughting Office at North Bay in February, 1920, with C. G. Watson in charge. Mr. Watson died in the autumn of 1930 and was succeeded by A. D. Williams.

As mining claims are recorded in each Mining Division, sketches and recording notices are forwarded by the Recorders to the Draughting Office, and the same practice applies when surveys are filed. Tracings are prepared from the data furnished and blue-prints supplied to the Recorders and to the general public at a nominal charge. North Bay is a convenient centre and considerable time for northern Ontario residents is saved through the mails compared with former practice when blue-prints were prepared at Toronto.

During the calendar year 1931, there were 2,022 blueprints distributed from the North Bay office, and total receipts from this source were \$532.25. In addition maps were supplied by this office to Mining Recorders, who sold 4,284 blueprints during the calendar year 1931.

LIST OF MINES, METALLURGICAL WORKS, AND QUARRIES¹
METALLICS

OPERATOR	MINE	MANAGER	ADDRESS
COBALT			
Kenora Prospectors and Miners, Ltd.	Kenora Prospectors	Thayer Lindsley	100 Adelaide St. W., Toronto.
COPPER			
White Lake Mines, Ltd.	White Lake	D. J. Russell	Blind River.
COPPER ZINC LEAD			
Treadwell Yukon Company, Ltd.	Errington	V. C. Clauson	Bradley.
GOLD			
Ankerite Gold Mines Syndicate (under option)	Ankerite	Martin Knutson	South Porcupine.
Ashley Gold Mining Corp'n., Ltd., operated by Mining Corp'n. of Canada, Ltd.	Ashley	C. F. Cockshutt	Elk Lake.
Barry-Hollinger Gold Mines, Ltd.	Barry-Hollinger	Jas. Houston	Boston Creek.
Beardmore Gold Mines Co., Ltd.	Beardmore	W. A. Roberts	Beardmore.
Bidgood Consolidated Gold Mines, Ltd.	Bidgood	John McPhee	Kirkland Lake.
British Canadian Mines, Ltd.	Foley	P. T. Allbutt	418 Bloor Bldg., Toronto.
Cannas Mining and Exploration Co., Ltd.	Scottish-Ontario	L. D. Tolman	Timmins.
Casey Summit Gold Mines, Ltd.	Casey Summit	John Millenbach	Stoux Lookout.
Conitaurum Mines, Ltd.	Conitaurum	John Redington	Schumacher.
De Santis Gold Mining Co., Ltd.	De Santis	Peter De Santis	Timmins.
Domie Mines, Ltd.	Domie	H. P. De Pencier	South Porcupine.
Gold Banks Syndicate	Gold Banks	J. H. Sherman	Kirkland Lake.
Hayden Gold Mines Co., Ltd.	Hayden	T. W. Pawcett	Timmins.
Hollinger Consolidated Gold Mines, Ltd.	Hollinger	A. F. Brigham	Timmins.
Howey Gold Mines, Ltd.	Howey	Edward Futterer	Red Lake.

¹Includes Structural Materials and Clay Products.

GOLD (Continued)

OPERATOR	MINE	MANAGER	ADDRESS
Kemora Prospectors and Miners, Ltd.	Mikado	G. H. Ince, Sec.-Treas.	100 Adelaide St. W., Toronto.
Kirkland Lake Gold Mining Co., Ltd.	Kirkland Lake Gold	Wm. Sibt.	Kirkland Lake.
Kirkland Townsite Gold Mines, Ltd.	Kirkland Townsite	R. H. Lyman	Kirkland Lake.
La Roche Mines, Ltd.	La Roche	George Gray	Timmins.
Lake Shore Mines, Ltd.	Lake Shore	E. B. Knapp	Kirkland Lake.
Lakeland Gold Mines, Ltd.	Lakeland	Oscar Knutson	Bourkes.
Lee Gold Mines, Ltd.	Lee	J. J. Byrne	Swastika.
Macassa Mines, Ltd.	Macassa	A. J. Keast	Kirkland Lake.
McIntyre Porcupine Mines, Ltd.	McIntyre	R. J. Ennis	Schumacher.
March Gold, Ltd.	March	Martin O. Knutson	South Porcupine.
Metals Development, Ltd.	Metals Development	J. C. Nelson	811 Sterling Tower Bldg., Toronto.
Minto Gold Mines, Ltd.	Minto	John Knox, Jr.	Wawa, via Hawk Junction.
Moffatt-Hall Mines, Ltd.	Moffatt-Hall	L. R. Moffatt	Carleton Place.
Moss Gold Mines, Ltd.	Moss	J. G. Harkness	Kashabowie.
Munro-Croesus Mines, Ltd.	Croesus	K. C. Burwash	Matheson.
Parkhill Gold Mines, Ltd.	Parkhill	J. A. S. Roussac	Wawa.
Porcupine United Gold Mines, Ltd.	Rochester	I. D. Tolman	Timmins.
Shaw Porcupine Gold Mines, Ltd.	Shaw Porcupine	Albert O'Connor	221 Douglas Bldg., Windsor.
Sylvania Gold Mines, Ltd.	Sylvania	C. E. Rodgers	Kirkland Lake.
Tashota Gold Mines, Ltd.	Tashota	W. A. Coughlin	Tashota.
Teck-Hughes Gold Mines, Ltd.	Teck-Hughes	D. L. H. Forbes	Kirkland Lake.
Toburn Gold Mines, Ltd.	Tough-Oakes Burnside	M. W. Hotchkin	Kirkland Lake.
Trout Creek Gold Mining Co., Ltd.	Trout Creek	I. Price, Sec.-Treas.	Bank of Commerce Bldg., St. Catharines.
Vipond Consolidated Mines, Ltd.	Vipond	Robert E. Dye	Timmins.
Wright-Hargreaves Mines, Ltd.	Wright-Hargreaves	M. W. Summerhayes	Kirkland Lake.
LEAD			
Kingdon Mining, Smelting and Mfg. Co., Ltd.	Kingdon	R. R. Rose	Galetta.
LEAD AND ZINC			
Lake Geneva Mining Co., Ltd. (under option)	Lake Geneva		1108 Dominion Sq. Bldgs., Montreal, Que.

NICKEL AND COPPER

Falconbridge Nickel Mines, Ltd	Falconbridge Creighton Frood Garson	Ernest Craig S. J. Kidder H. J. Muir W. J. Mumford	Garson. Creighton. Frood. Garson.
International Nickel Co. of Canada, Ltd.			

RADHUM

International Radium and Resources, Ltd.	Richardson	Murray Kennedy	Wilberforce.
--	------------	----------------	--------------

SILVER COBALT

Brocklebank, Arthur (under lease)	Kerr Lake	Arthur Brocklebank	Cobalt.
Bunclark, Richard (under lease)	Penn-Canadian	Richard Bunclark	Cobalt.
Cain, C. E., and Taylor, W. D.	Beaver	C. E. Cain	Cobalt.
Castle-Trethewey Mines, Ltd.	Castle		Standard Bank Bldg., Toronto.
Chitty, F. J., and Pinnington, E. (under lease)	Silver Leaf	F. L. Chitty	Cobalt.
Dunlop, J. M. C. (under lease)	Cobalt Contact	J. M. C. Dunlop	Cobalt.
Dunlop, J. M. C. (under lease)	Nova Scotia	J. M. C. Dunlop	Cobalt.
Giffen, L. G. (under lease)	Pittsburgh Lorrain	L. G. Giffen	Cobalt.
Jennett, D. P., Ltd.	Agaumico	Mark Little	Cobalt.
Keeley Silver Mines, Ltd.	Keeley		Silver Centre.
Kenlus Mines, Ltd.	Kenlus	H. R. Bischoff	Haileybury.
McCready, W. E. (under lease)	Aladdin	W. E. McCready	Cobalt.
McKinley Mines Securities Co., Ltd. (under lease)			
Martin, George (under lease)	McKinley-Darragh-Savage		
Mining Corporation of Canada, Ltd.	Crown Reserve	George Martin	Cobalt.
Mosher, I., and partners (under lease)	Cobalt Lake and Townsite	Arnold Smith	Cobalt.
Nipissing Mining Co., Ltd.	Frontier	Arnold Smith	Cobalt.
O'Brien, M. J., Ltd.	Bellellen Lorrain	I. Mosher	Silver Centre.
O'Donald, John C., and Pilliner, A. B.	Nipissing	Hugh Park	Cobalt.
Price, C. W. (under lease)	O'Brien	W. A. O'Flynn	Cobalt.
Sandoe, Richard, and Moyle, H. (under lease)	Cross Lake	W. A. O'Flynn	Cobalt.
Yorkshire Cobalt Mining Co.	Miller Lake O'Brien	H. G. Kennedy	O'Brien.
	Property adjoins Cross Lake mine.	A. B. Pilliner	Cobalt.
	Foster	C. W. Price	Cobalt.
	Tenniskaming	Richard Sandoe	Cobalt.
	Yorkshire Cobalt		Cobalt.

METALLURGICAL WORKS

OPERATOR	MINE OR PLANT	MANAGER	ADDRESS
Algoma Steel Corporation, Ltd.	Iron blast furnace.	Jas. H. Bell	Sault Ste. Marie.
Canadian Furnace Co., Ltd.	Iron blast furnace.	Richard C. Yates	Port Colborne.
Canadian Industries, Ltd.	Acid and chemical plant	W. H. De Blois	Copper Cliff.
Cobalt Reduction Co., Ltd., operated by Mining Corporation of Canada, Ltd.	Silver refinery.	S. B. Wright	Cobalt.
Deloro Smelting and Refining Co., Ltd.	Silver-cobalt refinery.	J. R. Gill	Deloro.
Falconbridge Nickel Mines, Ltd.	Nickel-copper smelter	Peter Macdonald	Falconbridge.
	Nickel-copper smelter	H. W. Walter	Coniston.
	Nickel refinery.	C. H. Aldrich	Copper Cliff.
International Nickel Co. of Canada, Ltd.	Electrolytic copper refinery.	R. A. Gillies	Port Colborne.
	Iron blast furnace.		Copper Cliff.
Ontario Refining Co., Ltd.			Hamilton.
Steel Company of Canada, Ltd.			

NON-METALLICS

ACTINOLITE

Building Services, Ltd.	Actinolite, Elzevir tp.	George Sellar	1111 Beaver Hall Hill, Montreal, Que.
-------------------------	-------------------------	---------------	---------------------------------------

ARSENIC

Deloro Smelting and Refining Co., Ltd.	Silver-cobalt refinery	S. B. Wright	Deloro.
--	------------------------	--------------	---------

DIATOMITE

Dominion Diatomite, Ltd.	Lot 3, con. 1, Perry tp., Parry Sound	E. C. Wainwright	Huntsville.
Diatomite Products, Ltd.	Martin's Siding, Muskoka	C. Lindley Wood	#09 Metropolitan Bldg., Toronto.

FELDSPAR

Anderson & Son, James G.	Britt, lots 3-5, con. 1, Henvey tp.	Jas. C. Anderson	Lacknow.
Bathurst Feldspar Mines, Ltd.	Bathurst, Bathurst tp.	B. S. Hyde	230 King St. E., Toronto.
Craig, T. H.	McDonald, E. 1/2 lot 12, con. 1X, Bathurst (Dwyer, near Hybla	T. H. Craig	Perth, Box 300.
Genesee Feldspar Co., Inc.	Richardson, near Verona.	Peter McDonald	Boxart St., Rochester, N.Y.
Verona Quarries, Ltd.	Verona.	Ross Morcy	Verona.
Frontenac Floor and Wall Tile Co., Ltd.	Grinding plant, Kingston.	Everett Townsend	Box 178, Kingston.

FLUORSPAR

Stoklosar, Chas. A.	W. 1/2 lot 3, con. 1, Madoc tp.	Chas. A. Stoklosar	Madoc.
--------------------------	--------------------------------------	--------------------------	-------------

GRAPHITE

Black Donald Graphite Co., Ltd.	Black Donald, Brougham tp.	R. F. Bunting	Catagogic.
--------------------------------------	---------------------------------	---------------------	-----------------

GYPSUM

Canadian Gypsum Co., Ltd.	Hagersville	W. E. Allen	Hagersville.
Gypsum, Lime and Alabastine, Canada, Ltd.	Caledonia	L. V. Robinson	Caledonia.
	Lythmore.	L. V. Robinson	Caledonia.

IRON PYRITES AND SULPHURIC ACID

Canadian Pyrites, Ltd.	Caldwell mine, Flower station.	O. M. Hook, Sec.	1400 Guardian Bldg., Cleveland, Ohio.
Canadian Industries, Ltd.	Acid plants, Coniston and Copper Cliff.	W. H. DeBlois	Copper Cliff.

LIGNITE

Ontario Department of Mines.	Onakawana, near Abitibi river.	W. F. Fancy	Coral Rapids, via Cochrane.
-----------------------------------	-------------------------------------	-------------------	----------------------------------

MICA

OPERATOR	MINE, QUARRY, OR WORKS	MANAGER	ADDRESS
Austin, Louis	N. 1/2 lot 18, con. VIII, Murchison.	Louis Austin	Perth Road.
Cameron, Jas. D.	Lot 2, con. V, Bedford tp.	Jas. D. Cameron	Madawaska.
Canada Mica Co.	Buyers	J. G. Anderson	Lucknow.
Kent Bros.	Buck Lake mine.	W. C. Kent	114 Gore St., Kingston.
Lee, W. W.	Lacey mine, Loughborough tp.	W. W. Lee	Bedford Mills.
Loughborough Mining Co., Ltd.	Lot 3, con. III, S. Burgess tp.	A. G. Martin	General Electric Co., Schenectady, N.Y.
Martin, A. G.	Dickens tp.	H. T. Leslie	236 Besserer St., Ottawa.
Minerals Development, Ltd.	Leeds county.		36 King St. E., Toronto.
O'Connor, W. J.			Lombardy.

MINERAL WATERS

Canada Dry Ginger Ale, Ltd.	Caledonia Springs and Bourget.	J. C. Haggarty	6380 St. Urbain St., Montreal, Que.
Carlsbad, Ltd.	Carlsbad Springs.	Barclay Boyd	Carlsbad Springs.
Deneault, F.	Bourget Springs.	F. Deneault	Bourget.
Goderich Mineral Water Co.	Goderich	Miss Walton	Goderich.
Gard, Chas., and Co., Ltd.	Caledonia tp., Prescott county.		1016 Bleury St., Montreal, Que.
Sauitaris, Ltd.	Pakenham tp., Lanark county.	L. Macnamara	Arnprior.

QUARTZ, QUARTZITE AND SILICA BRICK

Algoma Steel Corporation, Ltd.	Silica brick (quartz from Deroche tp. quarry)		Sault Ste. Marie.
Anderson & Sons, J. G.	Lots 3, 1 and 5, con. "B", Henvey tp.	Adrian Lamoureux	Britt.
Dominion Mines & Quarries, Ltd.	Killarney, North shore of Lake Huron, East Neebish island (dille) Quarry on property		10 University Avenue, Toronto.
Falconsbridge Nickel Mines, Ltd.	Quartz quarry, Deroche tp.	Ernest Craig	Falconsbridge.
Wright and Company		Geo. S. Cowie	Sault Ste. Marie.

SALT

Brunner Mond, Canada, Ltd.	Amherstburg (Brine for chemical use)	F. Nill	Amherstburg.
Canadian Industries, Ltd.	Sandwich (Chemicals and salt)	W. H. Spence, Sec.-Tr.	P. O. Box 1260, Montreal, Que.
Dominion Salt Co., Ltd., The	Sarnia	A. C. Dunlop, Asst. Sec.	1610 Bank of Commerce Bldg., Toronto.
Goderech Salt Co., Ltd.	Goderech		Goderech.
Kincardine Salt, Ltd.	Kincardine (Operated by Canadian Industries, Ltd.)		P. O. Box 1260, Montreal, Que.
Western Canada Flour Mills Co., Ltd.	Goderech	W. H. Spence, Sec.-Tr.	287 MacPherson Ave., Toronto.
Western Salt Co., Ltd.	Courtright		1610 Bank of Commerce Bldg., Toronto.

TALC AND SOAPSTONE

Canada Talc Co., Ltd.	Connolly—Mill at mine	Roy Taylor	Madoc.
Eagle Lake Soapstone Mines, Ltd.	Eagle Lake	Chas. G. Aellerim	186 Riverside Ave., Buffalo, N.Y.
Geo. H. Gillespie Co., Ltd.	Henderson mine—Mill at Madoc	Geo. H. Gillespie	Madoc.
Henderson Mines, Ltd.	Henderson (Huntingdon tp.)	Ed. Phillips	Madoc.

STRUCTURAL MATERIALS

CEMENT

Canada Cement Co., Ltd.	{ Belleville, Plant No. 5. Lakefield, Plant No. 7. Port Colborne, Plant No. 8.		Box 290, Station B, Montreal, Que.
St. Marys Cement Co., Ltd.	St. Marys		357 Bay St., Toronto.

LIME

American Cyanamid Company.	Quarry at Beuchville, Kilus at Niagara Falls	A. J. Kennedy	535 Fifth Ave., New York.
Bell, Harry	N. 12 lot 23, con. XI, Sullivan tp.	Harry Bell	R.R. 4, Chesley.
Biederman, Albert G.	Wilberforce tp., Renfrew county	Albert G. Biederman	Golden Lake, R.R. 1.
Brown's Lime Works.	Owen Sound	Win. Brown	491 9th Ave. E., Owen Sound.

LIME—(Continued)

OPERATOR	PIT OR QUARRY AND LOCATION	MANAGER	ADDRESS
Brunner, Mond Canada, Ltd.	Lots 6, 7, 8, con. I; lots 2, 3, con. II, Anderdon tp.	F. Nill.	Amherstburg.
Cameron, W. M.	Ramsay tp.	W. M. Cameron.	Carleton Place.
Canada Lime Co., Ltd.	Coboconk.	Chas. R. Christie.	50 King St. E., Toronto.
Chalmers Lime Works	Owen Sound	Miss M. Chalmers.	689-7th Street W., Owen Sound.
Dominion Sugar Co., Ltd.	Wallaceburg	R. A. Lauper.	Wallaceburg.
	Chatham.	C. Mouthrop.	Chatham.
Gallagher Lime & Stone Co., Ltd., The.	*Hamilton.	Raymond Gallagher.	R.R. 4, Hamilton.
	Gow, James	Jas. Gow.	Rockwood.
Gypsum, Lime and Alabastine, Canada, Ltd.	*Beachville.	T. F. Robinson.	Beachville.
	*Elora.	J. H. Robinson.	Elora.
	*Hespeler.	M. M. Miller.	Hespeler.
	*Milton.	Robt. F. Adams.	Milton.
	(Limehouse.	Wm. Gowdy.	Limehouse.
Innerkip Lime and Stone Co., Ltd.	Beachville.	C. E. Downing.	Beachville.
Jamieson Lime Co.	Renfrew.	J. A. Jamieson.	Renfrew.
Shane Lime Co.	Eganville.	Geo. R. Shane.	Eganville.
Standard White Lime Co., Ltd†	*Guelph.	D. E. Kennedy.	15 Douglas St., Guelph.
Toronto Brick Co., Ltd.	Coboconk.	F. Conway James.	897 Bay St., Toronto.
Vogan, S. J.	Warton.	Samuel Vogan.	Warton.
Weppler, Henry.	Lot 7, con. II, Glenelg tp.	H. Weppler.	R.R. 2, Priceville.
Whaley & Morris	Delta, Leeds county.	S. Morris.	Delta.

SAND LIME BRICK			
Canada Sand-Lime Pressed Brick Co., Ltd.	134 Northland Ave., Toronto.	W. A. Kennedy.	87 Brookdale Ave., Toronto.
Hinde Bros.	30 Sandwich St., Toronto.	Jas. H. Hinde.	Mount Dennis.
River Sand-Brick Co., Ltd.	Off Victoria Park Ave., Toronto.		30 Sandwich St., East Windsor.
Toronto Brick Co., Ltd.	447 Victoria Park Ave., Toronto.		897 Bay St., Toronto.
York Sandstone Brick Co., Ltd.			447 Victoria Park Ave., Toronto.

*Hydrated lime plants. †Plant acquired by Canadian Gypsum Co. in April, 1931.

SAND AND GRAVEL* (LICENSED DREDGING OPERATIONS)

Essex Transit Co., Ltd.	Point Edward and St. Clair River	30 Sandwich St., East Windsor.
Fineout, Emma	Thunder Bay	Box 101, Port Arthur.
Hadley's Chatham, Ltd.	Thames river	37 Wellington St. W., Chatham.
Interlake Transportation Co., Ltd.	Lake Erie	470 St. Alexis St., Montreal, Que.
Lapish, F. C.	Lake Superior	433 Cedar St., Sault Ste. Marie, Mich.
McLean, A. B., & Sons	Lake Superior	Brook St., Sault Ste. Marie.
National Sand & Material Co., Ltd.	Lake Erie	402 Harbour Bldg., Toronto.
Ontario Gravel Freighting Co., Ltd.	Lake Erie	Windsor.
Scott, T. G.	Lake Superior	66 Marsh St., Sault Ste. Marie.
Sin-Mac Lines, Ltd.	Lake Superior	635 Common St., Montreal, Que.
Wallaceburg Sand & Gravel Co., Ltd.	St. Clair river	Wallaceburg.

SAND AND GRAVEL* (PIT OPERATIONS)

Archibald-Birdsall, Ltd.	Anaranth tp., Durham county	414 Harbour Commission Bldg., Toronto.
Bast, Aaron	Bridgeport, Waterloo tp.	112 Lydia St., Kitchener.
Benson & Patterson	Lots 17-24, Stamford tp., Welland county	142 St. Paul Ave., Stamford.
Bramford, City of	Webster St. and Harold St.	City Hall, Bramford.
Canadian Aggregates, Ltd.	Burford tp., Brant county	Burford.
Carroll Bros.	Sherkston, Humberstone tp.	490 Ellicott Sq., Buffalo, N.Y.
Conlin, Herbert L.	Highland Creek	Highland Creek P.O., Ont.
Consolidated Sand and Gravel, Ltd.	Paris	402 Harbour Bldg., Toronto.
Durham Stone & Sand Co., Ltd.	Durham	
Fuller Gravel, Ltd.	Fuller	
Waterford Sand & Gravel Co., Ltd.	Waterford	
Ellins Bros.	Scarlett Rd., Etobicoke tp.	
Empire Limestone Co.	Sherkston, Humberstone tp.	
Foster, R. R.	Nepean and Gloucester tps., Carleton county	
Greenburn Sand & Gravel Co., Ltd.	Lot 8, con. V, Pickering tp.	
Hinde Bros.	Northlands Ave., York tp.	
Howard, N. H.	Lot 7, con. I, E. Flamborough tp.	
Johnson Bros. Co., Ltd.	Brant & Greenock tps., Bruce county	
A. E. Jupp Construction Co., Ltd.	Emily tp.	
Kingston Sand & Gravel Co.	Lots 33, 34, con. V, Kingston tp.	
Maple Sand, Gravel & Brick Co.	Maple, Vaughan tp.	
Peterborough, City of	Cor. Rogers and Wilson Sts.	
Skinner, Robert	Lot 11, con. V, Usborne tp., Huron county	

*Only operators producing 5,000 tons or over are listed.

SAND AND GRAVEL* (PIT OPERATIONS)—Continued

OPERATOR	QUARRY AND LOCATION	MANAGER	ADDRESS
Smythe, C., Ltd.	Lambton Rd., Etobicoke tp.		Maple Leaf Gardens, Toronto.
Spratt, J. H.	Con. 4, Gloucester tp., Carleton county.		Billings Bridge.
Sutherland, Hugh A.	Lot 6, con. II, W. Zorra tp., Oxford county.		R.R. 4, Embro.
Towland Construction Co., Ltd.	Yarmouth tp., Elgin county.		195 London Rd., Guelph.
Windsor Sand & Gravel Co., Ltd.	Gosfield S. tp., Essex county.		201 Guaranty Trust Bldg., Windsor.
STONE (LIMESTONE AND MARBLE)			
American Cyanamid Co.	Beachville	A. J. Kennedy	Ingersoll.
Bolender Bros.	Haliburton	Chas. Bolender	Haliburton.
Bonter, J. W.	Marmora tp.	J. W. Bonter	Box 61, Marmora.
Brule, E. P., & Sons, Ltd.	Billings Bridge	A. A. Brule	Box 116, Billings Bridge.
Brunner, Mond Canada, Ltd.	Lots 6, 7, 8, con. I; lots 2, 3, con. II, Anderdon tp.	F. Nill	Amherstburg.
Canada Cement Co., Ltd.	Thurlow tp., Hastings County.	J. H. Legate	Belleville.
Canada Crushed Stone Corp., Ltd.	Dundas, Town of	J. Stephens	35 Cline Cres., Hamilton.
Hagersville Contracting Co., Ltd.	Walpole tp., Haldimand county.	Gordon Gilbertson	Hagersville.
Puslinch Quarry, Ltd.	Puslinch tp., Wellington county.	H. Hill	Puslinch.
Quecoston Quarries, Ltd.	Niagara tp.	A. Michie	Box 110, Niagara Falls.
Coldwater Crushed Stone, Ltd.	Lots 19, 20, con. XIII, Medonte tp.	Thos. Langton	Coldwater.
Cook, J. S.	Lots 7, 8, con. XXIV, Anabel tp.	J. S. Cook	Warton.
Decewsville Crushed Stone, Ltd.	Decewsville.		52 Elgin St., Hamilton.
Dibblee Construction Co., Ltd.	Lot 14, con. 11, Beckwith tp., Carleton county.	T. Moffatt	246 Albert St., Ottawa.
Duffrin Paving and Crushed Stone Co., Ltd.	Walpole tp., Haldimand county.	H. H. Salmon	Fleet and Bathurst Streets, Toronto.
Hagersville Quarries, Ltd.	East Zorra tp., Oxford county.	J. S. Beck	Hagersville.
Innerkip Quarries, Ltd.	Elton tp., Victoria county.	H. M. McQuoid	Innerkip
Kirkfield Crushed Stone, Ltd.	St. Marys.	John Welch	Kirkfield.
St. Mary's Crushed Stone, Ltd. (idle).	Enterprise, Roblin & Centreville.	T. Hooker	Huntingdon, Que.
Edgar Irvine Co., Ltd., The.	Mervale Road, Nepean tp.	R. R. Foster	86 Spadina Ave., Ottawa.
Foster, R. R.	Lot 8, con. XXIV, Anabel tp., Bruce county.		1165 Greene Ave., Westmount, Que.
Georgian Bay Quarries, Ltd.	Hagersville.	C. F. Anderson	Hagersville.
Gordon Crushed Stone Co., Ltd., The.	Oxford tp., Grenville county.	W. H. Roberts	Oxford Mills.
Grenville Crushed Rock Co., Ltd.			

*Only operators producing 5,000 tons or over are listed.

Gypsum, Lime and Alabastine, Canada, Ltd.	Lot 3, con. VI, Nassagaweya tp., Halton county.	R. S. Adams.	Milton-Beachville.
Hagersville Contracting Co., Ltd.	Lot 18, con. III, Oxford county.	T. F. Robinson	
Hagersville Quarries, Ltd.	See Canada Crushed Stone Corporation.		
Harvey, W. H., & Sons	See Dufferin Paving and Crushed Stone Co. 2 miles north of Winchester	Duncan L. Dewar	2141 Bloor St. W., Toronto.
Henniger, M. G.	Kitley tp., Leeds county	M. G. Henniger	Smiths Falls.
Highways Department	Various quarries	R. M. Smith	Parliament Bldgs., Toronto.
Huffman Construction Co., Ltd., The R. C.	Clappison cut, Wentworth county	Darius Stringer	Waterdown.
Innerkip Quarries, Ltd.	See Dufferin Paving and Crushed Stone Co.		
Johnson Bros. Co., Ltd.	Lot 26, con. II, Cornwall tp., Stormont county	C. M. Blackford	Cornwall.
Kingston Penitentiary	Portsmouth	Samuel Donaldson	34 Penbroke St., Kingston.
Kirkfield Crushed Stone, Ltd.	See Dufferin Paving and Crushed Stone Co.		
Limestone Products, Ltd.	Con. V, Orlitia tp.	Geo. F. Morse	R.R. 4, Orillia.
Longford Crushed Stone Co., Ltd.	Lots 20 to 24, Front con., Rama tp.	R. M. Craig	Longford Mills.
MacDonald, A. N.	Bronte (Lake Ontario)	A. N. MacDonald	Box 67, Bronte.
Mallor, Michael J.	Grantham tp.	Frank Benson	St. Catharines.
Maple Leaf Marble Quarries, Ltd.	Paraday & Dunganon tps.	P. J. Wright	Bancroft.
McGinnis & O'Connor	Ernestown tp.	T. A. McGinnis	Kingston.
McQuigge, J. R.	Clarence tp., Russell county	J. R. McQuigge	Arnprior.
Middleton, J. N.	Ancaster village	F. N. Middleton	Ancaster.
Nelson Crushed Stone Co.	Lot 16, con. II, Nelson tp., Halton county	R. L. Millar	R.R. 1, Freeman.
Noranda Mines, Ltd.	Farr quarry, Haileybury	I. Hunter	804 Royal Bank Bldg., Toronto.
Ontario Reformatory	Guelph tp., Wellington county	Guelph.	
Owen Sound, City of	City quarry, 8th Street West	Robt. Gramie	6th Street East, Owen Sound.
Penbroke, Corporation of	Markus quarry	J. P. Howe	Penbroke
Pirson, John	Hydro dump, Stamford tp.	John Pirson	Stevensville.
Pushinch Quarry, Ltd.	See Canada Crushed Stone Corp.		
Quecunton Quarries, Ltd.	See Canada Crushed Stone Corp.		
Quinton, W. V.	Kitley tp., Leeds county	W. V. Quinton	Jasper.
Robillard, H., & Son	Gloucester tp., Carleton county	B. E. Robillard	195 Nicholas St., Ottawa.
Roddy, J. M.	Division St., Kingston	J. M. Roddy	293 Division St., Kingston.
Routly, H. T.	Rawdon tp., Hastings county	H. T. Routly	21 Dundas Square, Toronto.
Russell, Samuel	N. Dumfries tp., Waterloo county	S. Russell	St. George.
Standard Quarries, Limited	Lot 18, con. X, Grantham tp.	Geo. Lahey	Box 188, St. Catharines.
Walker Bros., Ltd.	Stamford tp., Welland county	F. G. Walker	49 Carleton St., Thorold.
Wehman, John	Lot 24, con. II, Kingston tp., Frontenac county	John Wehman	251 Division St., Kingston.
Welland Ship Canal	Rock excavation	A. J. Grant	St. Catharines.
Willford & Co., Ltd., R. F.	Victoria county	C. Lindsay	Lindsay.
(*) Windmill Point Crushed Stone Co., Ltd.	Ridgeway	R. E. Law	Ridgeway.

(*) Subsidiary of Law Construction Company, Ltd.

STONE (GRANITE)

OPERATOR	MINE AND LOCATION	MANAGER	ADDRESS
Appleby, Thos. A.	Leeds County	T. A. Appleby	Box 423, Gananoque.
Beresford, John	Gananoque	John Beresford	Gananoque.
Cold Spring Granite Co., Ltd.	Penisula	J. P. Bains	Cold Spring, Minn.
Grenville Crushed Rock Co., Ltd.	Hawk Lake, 25 miles east of Kenora	A. E. Gordon	Hawk Lake
Gordon Granite Co.	5 miles north of Gananoque	Swan Hokanson	Head Office, 465 Bay St., Toronto.
Hokanson, Swan	Lot 7, con. II, Leeds tp.	Wm. Horne	Box 653, Gananoque.
Horne, Wm.	Butler	Wm. McKee	Butler, via Ignace, Ont.
McKee Bros.	Lot 8, con. II, Leeds tp.		Lansdowne, R.R. 3
Reece-Hall, R.	Mill Lake quarry, lots 24, 25, con. III, McDougall tp., Parry Sound district	R. Reece-Hall	Box 115, Parry Sound.

STONE (SANDSTONE) (1931)

Credit Valley Quarries, Ltd.	Glenwilliams, Halton county	S. H. Hurst	86 Kennedy Ave., Toronto.
McAlpine Bros.	Esquesing tp.	K. McAlpine	Limehouse
Norrie and McHarg	Halton county		R.R. 4, Acton.
Terra Cotta Quarries	Halton county	J. L. Craine	Terra Cotta.
Ontario Rock Co., Ltd.	Belmont and Methuen twps.	H. L. Scott	Havelock, R.R. 3.
Quinn Stone & Ore Co., Ltd.	Fort William	O. L. Colenan	Duluth, Minn.

CLAY PRODUCTS

See The Ceramic Industry of Ontario, by R. J. Montgomery, Vol. XXXIX, Part 4, 1929.

MINES OF ONTARIO IN 1931

By

Chief Inspector of Mines, D. G. Sinclair, Toronto; Inspectors, R. H. Cleland, Timmins;
E. C. Keeley, Kirkland Lake; D. F. Cooper, Sudbury; A. R. Webster, Toronto.

COBALT

Kenora Prospectors and Miners, Limited

Kenora Prospectors and Miners, Limited, has a capitalization of 250,000 shares of \$1 par value. The officers and directors are as follows: Thayer Lindsley, president and manager; Geo. H. Ince, secretary-treasurer; Mrs. Ida A. Lindsley, Mrs. Ida F. Machin, and Geo. H. Marsh, directors. The head office of the company is at 100 Adelaide Street West, Toronto.

The company's property is situated at the northwest end of Werner lake, in the district of Kenora. Ten claims are located along the east-west contact between sedimentary gneisses and schists and red granite, the granite being on the southwest side of the contact. Near the contact is a garnet-rich band, which has been traced across five claims. Between this band and the granite is a zone, ranging in width from a few inches to 12 feet, of green chloritic material containing small lenses or pockets of pyrite, chalcopyrite, pyrrhotite, and cobaltite of the replacement type.

This zone has been cross-trenched on four claims, and a concentration of cobaltite lenses was found near the centre of claim No. 9,383, where the zone, which ranges in width from 6 to 12 feet, has been uncovered for about 100 feet. To the west it disappears under a swamp but is found again on the next two claims, where a very small amount of cobaltite is to be seen in several of the cross-trenches. To the east it disappears under heavy drift to be picked up again across Werner lake, where a cross-trench shows considerable chalcopyrite but no cobaltite.

Since the fall of 1931 all mining work has been concentrated on claim No. 9,383, where a test shaft had been sunk to a depth of about 35 feet at the west end of the cobaltite showing and a small amount of trenching done to the east of the shaft. During the past eight months an open cut about 100 feet long and from 6 to 12 feet wide has been made. At the west end this work has lowered the collar of the shaft about 10 feet. The open cut becomes shallower to the east until it runs into heavy drift.

The cobaltite was found in small lenses, of which the largest was about 10 feet by 4 feet by 5 feet, embedded in a matrix of chloritic material. These lenses were mined and the ore was sorted into two grades, shipping-grade and low-grade. In addition, the material sorted out as ore during previous work was resorted and cobbled into these two grades. The discarded rock showed considerable cobalt bloom and some nickel bloom.

Further details of the geology of these claims are given in D. R. Derry's report¹ on the area.

¹Ont. Dept. Mines, Vol. XXXIX, 1930, pt. 3.

COPPER

White Lakes Mines, Limited

This company carried on work at its property in township 1A in the Mississagi Forest Reserve, district of Algoma, until May 5, 1931. During this period underground work was confined to exploration work from the east adit, which consisted of 430 feet of drifting and crosscutting. In addition, some surface test-pitting and trenching was done.

An average of 10 men was employed, of whom 4 were engaged in underground work. D. J. Russell was superintendent.

COPPER-ZINC-LEAD

Treadwell Yukon Company, Limited

The officers and directors of the company are: F. W. Bradley, president; F. A. Hammersmith, secretary-treasurer; C. D. O'Sullivan, C. A. Norris, and J. W. Crosby.

During 1931 the company confined operations at the Errington mine, in Creighton township, district of Sudbury, to exploration and development work on the 1,500-foot level. No stoping was done, nor was the mill operated.

A total of 3,920 feet of drifting and 388 feet of crosscutting was accomplished during the year. In addition, 14,809 feet of diamond-drilling was done from underground locations. Development work was suspended on December 15. The removal from the mine of all underground equipment, including rails, was completed early in 1932, and the mine was permitted to flood.

An average of 40 men was employed during 1931, of whom 26 worked underground. Joseph Errington was manager, and V. C. Clauson was general superintendent.

GOLD

Ankerite Gold Mines Syndicate

The above syndicate obtained and exercised an option on the property of the Ankerite Gold Mines, Limited, adjoining the March gold mine, in Deloro township, district of Cochrane. The members of the syndicate are: Henry Kobler, Henry J. Tiedt, Geo. R. Feine, Gustave R. Loesch, and Edward G. Kinkel, all of Buffalo.

The mining equipment was put in condition during the latter part of 1931, and early in 1932 the mine was dewatered. Stopping was started in March and the mill commenced operating in April.

Martin Knutson is in charge of operations.

Ashley Gold Mining Corporation, Limited

The report on this company's property in Bannockburn township, district of Timiskaming, will be found on pages 107 and 108 of this report. The Mining Corporation is the operating company.

Barry-Hollinger Gold Mines, Limited

Barry-Hollinger Gold Mines, Limited, operated its property at Boston Creek, Pacaud township, district of Timiskaming, during 1931, with a force of

77 men. The capital is 4,000,000 shares, of \$1 par value. The officers and directors are: Dr. E. H. Greene, president and general manager; M. J. Conkey, vice-president; E. M. Tice, secretary-treasurer; P. A. Barry, G. H. Morris, and Robert Fennell, directors. Jas. Houston is superintendent.

The following statements are taken from the report of the superintendent for the year 1931:—

Development

During the year under review, the three-compartment winze was completed to the 1,875-foot level, a total distance of 164 feet, and stations were cut at the 1,750- and 1,875-foot levels. Crosscuts were driven on both the above-mentioned levels to No. 7 vein, and the ore shoots on these levels were developed.

After lateral work on the 1,875-foot level was completed, a station was cut at the east end of the ore shoot on this level, and a two-compartment vertical winze was sunk to the 2,000-foot level, a distance of 132 feet. This winze was started on the hanging-wall side of the vein shearing and cut the footwall of this shearing at 83 feet below the 1,875-foot level. At the present time the ore shoot on the 2,000-foot level is being opened up.

A new double-drum electric hoist was installed during the early part of the year at the 1,000-foot level. This installation permitted the speeding up of development work on the lower levels. A 125 h.p. return tubular boiler was installed at the surface heating-plant. This installation has cut the plant heating costs approximately 25 per cent.

Summary of Underground Operations.—During the year ending December 31, 1931, the following development work was completed:—

Crosscutting and drifting.....	2,042	Feet
Raising.....	395	Feet
Sinking.....	296	Cu. ft.
Station work.....	19,061	

Thirty-one thousand, nine hundred and fifty tons of ore were hoisted, of which 30,500 tons were taken from the stopes, the balance taken from the development drifts.

Mill

During the past year the mill has been operating continuously, except for minor delays, on a tonnage of from 90 to 100 tons per day.

The following is a summary of mill returns based on government quarterly returns for the year:—

	Production (Mint returns)	Dry tons milled	Recovery per ton milled
January, February, and March.....	\$60,088.22	7,734	\$7.77
April, May, and June.....	54,192.08	8,086	6.70
July, August, and September.....	56,842.74	8,169	6.96
October, November, and December.....	63,212.84	7,969	7.93

Production

Bullion produced for the year amounted to \$224,456.62 from 31,958 dry tons milled, making an average recovery of \$7.02 per ton. To this was added \$9,879.26 premium on exchange, making a total production for the year of \$234,335.88, or a total value of \$7.33 per ton milled. The increase in production over the previous year was due, in a large degree, to better extraction in the mill, the tailings loss having been reduced from 67 cents per ton in 1930 to 38 cents per ton in 1931. The average recovery for 1931 was 94.9 per cent.

Ore Reserves

Broken ore reserves amount to 5,000 tons, to which can be added unbroken ore of approximately 12,000 tons. This estimate is made of ore above the 1,875-foot level only. No raises have been put through the ore from the 2,000-foot level to the 1,875-foot level. However, from the results of development on the 2,000-foot level it can reasonably be assumed that a large additional tonnage for the mill can be secured from the section between the 2,000- and 1,875-foot levels. Recent work in other parts of the mine can be expected to add ore to the above figures.

Beardmore Gold Mines Company, Limited

This company was incorporated in January, 1931, to take over the property and assets of Beardmore Gold Mines, Limited. The authorized capital is 2,500,000 shares of \$1 par value, of which 1,000,000 shares are to be turned over to the shareholders of the old company in payment for the property and assets. The head office is at 85 Richmond Street West, Toronto.

The property is located in the Nipigon Forest Reserve, district of Thunder Bay, near Beardmore station, on the Canadian National railway, about 132 miles northeast of Port Arthur.

Underground operations were started on April 25, 1931, and suspended on July 7, during which time a total of 138 feet of lateral work was done on the 200-foot level. This brought the total underground lateral work up to 617 feet, of which 517 feet is on the 200-foot level and the remainder on the 100-foot level.

The property remained idle until the end of the year, when it was optioned to La Rose Rouyn Mines, Limited, who commenced diamond-drilling.

During the active period 10 men were employed under the supervision of W. A. Roberts.

Bidgood Consolidated Gold Mines, Limited

This company operated its property, which is in the township of Teck, district of Timiskaming, with a force of 31 men throughout 1931. The authorized capital is 3,500,000 shares of no par value, of which 1,600,000 shares are issued. The officers and directors of the company are: Leo Erenhaus, president and managing director; Wm. B. McPherson, secretary-treasurer; Simon M. Stein and Gordon M. Summers, directors. The head office is at 171 Yonge Street, Toronto. John McPhee is manager.

The following work was done at No. 2 shaft from May 1 to the end of the year:—

	Feet
Shaft-sinking	377
Crosscutting	763
Drifting	852
	Cu. ft.
Slashing	200

The shaft was deepened from the 125-foot level to the 500-foot level, and stations were cut at the 250-, 375-, and 500-foot levels. A transmission line was built from No. 1 shaft to No. 2 shaft, a distance of 4,275 feet, and an electrically driven plant with a capacity of 1,250 cubic feet of air per minute replaced the old steam plant. A single-drum hoist, 10 by 12 inches, is operated by air.

Canusa Mining and Exploration Company, Limited

This company has an authorized capital of 3,000,000 shares of \$1 par value, of which 1,250,000 have been issued in payment for the property. The officers and directors are: Geo. J. Miller, president; Robt. Schram, treasurer; T. R. Deacon, secretary; A. T. Waterfall, Horace Kendrick, and Geo. Neukom, directors.

The company controls 440 acres in Whitney and Tisdale townships, district of Cochrane, which include the property formerly known as the Scottish-Ontario.

During the year a 50-ton amalgamating mill was constructed. It operated for three months in the fall, treating about 700 tons of material, with a small recovery. About 130 feet of development work was done during the year. The mine closed down in December.

The work was in charge of J. D. Tolman, and about 20 men were employed.

Casey Summit Gold Mines, Limited

This company operates a property at Summit lake, district of Kenora, Patricia portion, about a hundred miles due north of Sioux Lookout on the main line of the C.N.R. The property can best be reached by aeroplane from Sioux Lookout. The water route by way of Lac Seul, Woman lake, and Birch lake is about 200 miles long and has many portages.

The company was formed from a parent company known as the Casey Mountain Operating Syndicate, Limited, to operate some 800 acres of a 2,000-acre group at Summit lake. The officers and directors are presumably those of the parent company, namely: R. G. Williamson, president and general manager; Dr. S. Scott, treasurer; W. R. Williamson, secretary; R. E. Banbury, W. J. Vanhise, R. O. Dunlop, Dr. H. C. Hall, J. F. Brown, and Andrew Cunningham, directors. The company was organized under a Dominion charter and has an authorized capital of 5,000,000 shares of no par value. The head office is at 411 McCallum-Hill Building, Regina, Sask.

During the early part of 1931, about 2,000 feet of diamond-drilling from surface was done, with encouraging results. The Bobjo mining plant was bought and placed on the property during the first months of the year, and was put into operation in July.

The mine closed down in the fall, at which time the shaft had been sunk 85 feet and about 140 feet of lateral work had been done on the 75-foot level.

John Millenbach was in charge of operations at the property, and in July 36 men were employed.

Coniaurum Mines, Limited

This company has an authorized capitalization of 6,000,000 shares of no par value. The mine is in the township of Tisdale, district of Cochrane, and adjoins the property of the McIntyre-Porcupine Mines on its east boundary.

The officers and directors of the new company organized under Ventures, Limited, are as follows: Thayer Lindsley, president; A. L. Bishop, vice-president; H. Whittingham, secretary; J. Gordon Hardy, D. M. Hogarth, Alex. Longwell; and T. H. Rea, directors. The head office is at 100 Adelaide Street West, Toronto.

The following statement is taken from the report of the general manager, John Redington, for the year 1931:—

Development

Development has been continued steadily throughout the year. The veins that were previously known have been explored to greater depth as well as along the strike. I am pleased to report that most of this work has met with fair success.

SUMMARY OF DEVELOPMENT

	Feet
Drifting.....	3,798
Crosscutting.....	2,698
Raising.....	1,813
Diamond-drilling.....	6,990

Footage driven in ore is 2,194 feet, with an average value of \$6.02 across a stoping width of 4.6 feet. Veins Nos. 2, 5, 7, 12, and 15 were the principal veins developed. All these responded well as far as work has advanced.

Development below the 2,000-foot level has been carried on through a two-compartment winze, and main crosscuts have been extended north and south on the 2,250- and 2,500-foot levels, as well as the main drives both east and west. No. 12 vein has been developed for a distance of 129 feet west of the winze. On the 2,500-foot level No. 7 vein has been drifted on for some considerable distance. This development has opened up an ore shoot of fair size and value. At present it is not possible to make any statement as to the importance of these. However, in diamond-drilling to a depth of 2,800 feet, or 300 feet below the present 2,500-foot level, Nos. 7 and 14 veins are known to exist with encouraging values.

Milling

The mill treated 130,585 tons of ore during the year, with an average recovery of \$6.02 per ton, and extraction of 96.03 per cent. of the gold content, operating 363.16 days, or 99.49 per cent. of the possible running time.

Ore Reserves

Stoping during the year added 145,235 tons of broken ore, and development yielded a further 11,912 tons. With the 90,610 tons of broken ore carried forward from the previous year, this gave a total of 247,757 tons broken ore available. Milling during the year drew 130,585 tons from the above total, leaving a carry-forward of 117,172 tons of broken ore at the end of the period under this review. The grade of this broken ore is \$6.53 per ton.

Regarding unbroken ore, this has been maintained. To put this into figures might be misleading, after having had the experience of the erratic distribution of values in the veins. However, we have every reason to be more optimistic now than at any time during the history of the mine.

De Santis Gold Mining Company, Limited

De Santis Gold Mining Company, Limited, operated its property in Ogden township, district of Cochrane, 9 miles west of Timmins, for the first half of 1931. A shaft has been sunk to a depth of 215 feet, with levels at the 100- and 200-foot horizons. About 1,000 feet of lateral work has been done.

Peter De Santis was manager, and an average of 14 men was employed. The head office is at Timmins. The following are the officers of the company: Peter De Santis, Timmins, president; Jos. V. Friel, Philadelphia, vice-president; Giuseppe Giustini, Timmins, secretary-treasurer.

Dome Mines, Limited

The authorized capital stock of Dome Mines, Limited, consists of 1,000,000 shares of no nominal or par value, of which 46,666 are held under an agreement in trust for the company; the dividends on these shares are returned to the treasury of the company. The mine is in the township of Tisdale, district of Cochrane.

The officers of the company are: Jules S. Bache, president and treasurer, H. P. De Pencier, first vice-president; G. C. Miller, second vice-president, Morton F. Stern, third vice-president; Alex. Fasken, secretary; E. P. Goetz, assistant treasurer and assistant secretary; C. C. Calvin, assistant secretary; John B. Robinson, assistant secretary.

The directors are: Jules S. Bache, Morton F. Stern, New York; G. C. Miller, Buffalo; Dwight B. Lee, Detroit; G. H. Harris, Innis P. Allen, Rochester; Alex. Fasken, Frank E. Maulson, R. F. Segsworth, Toronto.

H. P. De Pencier is the general manager of the company, and J. H. Stovel is general superintendent.

The office of the executive and financial department is at 42 Broadway, New York. The Toronto office is at 36 Toronto Street.

The following statements are taken from the report of the directors to the shareholders on January 10, 1932:—

Your attention is drawn to the fact that the net profit or income for the year was \$1,690,824.65.

The company owns 90,000 shares of the East Geduld Mines, Limited (a large gold mine on the far East Rand, South Africa), purchased during the year, after full consideration and on the recommendation of our general manager, at the price of fifty shillings sixpence per share. Since commencement of operations at the East Geduld Mines in July, 1931, operation and developments have fully met our expectations, and your directors believe that the company has an investment in that enterprise which will be very profitable.

The following is taken from the report of the general manager:—

During the year, 588,800 tons was hoisted; of this, 542,600 tons was ore, which was sent to the mill and treated, and 46,200 tons was waste, which was dumped on the surface.

The 542,600 tons milled yielded bullion worth \$3,486,505.93, the average yield per ton being \$6.4255.

The following statement gives particulars of revenue and expenditures for the year under review:—

EARNINGS STATEMENT
for the year ended December 31st, 1931

EARNINGS:		
Bullion production.....		\$3,486,505.93
Non-operating revenue.....		274,440.86
		\$3,760,946.79
OPERATING AND MAINTENANCE EXPENDITURE:		
Development and exploration.....	\$412,742.79	
Mining, including hoisting.....	622,576.58	
Crushing and conveying.....	86,871.68	
Milling.....	541,053.09	
Bullion expense.....	18,708.24	
Fire protection.....	8,658.24	
Warehouse expense.....	8,461.84	
Auditors' expense.....	2,550.00	
Administrative expense:		
Mine office.....	112,736.04	
Executive offices.....	21,202.52	
Municipal taxes.....	35,237.06	
Insurance.....	18,403.20	
	\$1,889,201.28	
Reserved for provincial and income taxes.....	180,920.86	
		\$2,070,122.14
PROFIT FOR THE YEAR.....		\$1,690,824.65

Development

The following table gives details of the development accomplished during the year:—

SUMMARY OF DEVELOPMENT WORK FOR YEAR 1931

Level	Drifts	Cross-cuts	Drifts and crosscut slash	Raises	Winzes	Box-holes	Raises, winzes, and box-hole slash	Stations	Total	Dia- mond- drilling
	feet	feet	feet	feet	feet	feet	feet	feet	feet	feet
Surface.....										267
3rd.....	179	236	41	219			10		685	232
5th.....			65						65	
7th.....	240	111	77			82			510	520
8th.....	348	131	100	171	19	284	14		1,067	1,652
9th.....	201	16	73	192		136	18		636	717
10th.....	435	549	162	298	80	515	137		2,176	798
11th.....	940	201	183	308	58	507	62		2,259	4,171
12th.....	770	162	157	321		197	45		1,652	2,845.5
13th.....	243	69	98	219	78	29	11		747	1,125
14th.....	459	740	206	72	30	187	30		1,724	1,874
15th.....	457		65			300			822	
16th.....	663	28	307	24	12	436	31		1,501	
17th.....	232	92	42	4		285			655	
18th.....	784	359	76	227	180	216	41		1,883	1,722
19th.....	69	205	23	17			9	52	375	1,186.5
23rd.....				17					17	2,364.5
Total..	6,020	2,899	1,675	2,089	457	3,174	408	52	16,774	19,474.5

Of the tonnage milled, the stopies yielded 487,600 tons, averaging \$7.2387 per ton, and development work yielded 55,000 tons, averaging \$4.2988 per ton, a total of 542,600 tons, averaging \$6.9407 per ton.

The ore drawn from the Dome Extension ground during the year was \$154,435 tons, containing \$972,420.97, or \$6.2966 per ton.

The expenditure on mining was \$622,576.58, or \$1.147 per ton milled. The expenditure on development and exploration work charged to operating was \$412,742.79, or \$0.761 per ton milled. This includes \$16,705.83 for outside exploration work carried on during the year.

Ore Reserves

The ore reserves are estimated at 1,920,000 tons. This includes 768,000 tons of broken ore.

Exploration

Your engineers have considered many propositions and have examined a number of properties during the year. We have not, however, become interested in any of these.

Your general manager also has been negotiating for prospecting rights on certain areas in South Africa. These negotiations have not yet reached a stage where anything definite can be stated regarding them.

Mill

The following are the results of the mill operations during the year:—

	Total value	Value per ton	Extraction per cent.
Heads.....	\$6.9407
Bullion.....	\$3,486,505.93	6.4255	92.5806

The recovery was erratic throughout the year, some months the results being satisfactory and other months the results being unsatisfactory. After much experimentation it was decided to build a blanket plant to extract as much as possible of the free gold before the cyanide treatment. This plant was put into operation during the last week of December.

General

Operating costs for the year were \$3.482 per ton milled. The ore reserves have been maintained. This has been the result of increases to known ore bodies in the greenstones and is not due to discoveries of any new ore bodies.

Gold Banks Syndicate

The Gold Banks Syndicate owns three claims containing 135 acres about 2½ miles west of the Macassa mine in Teck township, district of Timiskaming. The capitalization is 500 units of \$100 par value, of which 307 units have been issued. The officers and directors are: A. G. MacDonald, president; J. H. Sharman, vice-president; M. G. Hunt, secretary-treasurer; Walter Little and C. W. Baker, directors. The head office of the company is at Kirkland Lake.

The development work done in 1931 consisted of 52 feet of drifting and crosscutting, 72 feet of sinking, and 1,100 feet of surface trenching. About 500 feet of corduroy road was built.

J. H. Sharman is manager. On an average, 6 men were employed.

Hayden Gold Mines Company, Limited

This company is capitalized at \$5,000,000, in shares of \$1 par value. There are approximately 4,000,000 shares issued.

The following are the officers of the company: Jas. S. Pierce, Rochester, president and managing director; A. E. Davis, Rochester, vice-president; O. W. Summer, Rochester, secretary-treasurer; B. J. Fryatt, East Rochester; J. Montgomery, Toronto. T. W. Heberle and R. N. Clark, Rochester, are directors. The executive offices are at 421 Temple Building, Rochester, N.Y., and 611 Federal Building, Toronto.

The company's holdings are in the townships of Ogden and Deloro, district of Cochrane, and consist of 8 claims, with an option on 5 more directly west of the original group.

The company operated almost continuously throughout the year, developing new ground to the south of the old vein system. Early in 1932 a small mill, using flotation and amalgamation methods, was put in operation.

T. W. Fawcett is in charge of operations.

Hollinger Consolidated Gold Mines, Limited

The authorized capital of this company is \$25,000,000, in 5,000,000 shares of \$5 par value; 4,920,000 shares were outstanding on December 31, 1929. The head office is at Timmins, Ont.

The officers of the company are: Noah A. Timmins, president; Jules R. Timmins, vice-president; John B. Holden, secretary-treasurer; A. F. Brigham, general manager; John Knox, assistant general manager. The directors are: Noah A. Timmins, John B. Holden, Jules R. Timmins, Wilson Bell, Senator W. L. McDougald, Leo H. Timmins, and Allen A. McMartin.

The following information is taken from the twenty-first annual report of the directors for the year ending December 31, 1931:—

Your attention is directed to the fact that net profits amounted to \$3,508,203.92, out of which fourteen dividends in all, amounting to \$3,444,000, were paid, being the usual thirteen dividends of one per cent. each and an extra dividend of one per cent. The balance, \$64,203.92, was added to surplus.

During the year the policy of your management to continue the exploration and investigation of outside properties has been pursued. A competent field force has been constantly in touch with all developments in the various mining areas, but no claims brought to our attention or investigated were deemed of sufficient importance to follow up. Forty-seven properties were examined during the year, but none justified further expenditures.

Early in the year 1932, forty-three claims were staked in Louvicoourt township, Quebec. This is the interesting Pascalis area. Men are at present trenching in favourable locations and will be followed by diamond-drilling after the break-up. The drilling machine is on the claims.

The company's portfolio consists of listed securities which are readily marketable.

The general manager's report for the year ending December 31, 1931, is as follows:—

PROFIT AND LOSS STATEMENT

SOURCES OF 1931 INCOME:		
Gold and silver produced.....		\$10,528,864.53
Interest on investments and other income.....		416,120.08
		\$10,944,984.61
DISPOSAL OF 1931 INCOME:		
General charges.....	\$636,671.61	
Mining charges.....	5,289,739.70	
Milling charges.....	1,023,448.50	
		6,949,859.81
Operating profit.....		\$3,995,124.80
DEDUCT:		
Taxes—		
Province of Ontario.....	\$82,743.39	
Royalty to town of Timmins.....	38,351.52	
Municipal to town of Timmins.....	91,160.40	
Royalty to township of Tisdale.....	1,474.47	
Municipal to township of Tisdale.....	3,050.47	
Dominion of Canada, reserve for.....	193,325.04	
		\$410,105.29
Depreciation—		
Plant.....	\$62,735.59	
Investments in other companies and properties written down.....	3,003.78	
Expenditures on properties abandoned....	11,076.22	
		76,815.59
		486,920.88

NET PROFIT FROM OPERATIONS.....	\$3,508,203.92
PAID OUT IN DIVIDENDS.....	3,444,000.00
ADDED TO SURPLUS.....	\$64,203.92

BULLION STATEMENT

INVENTORY, JANUARY 1, 1931:		
Solutions.....		\$103,625.96
Slags, litharge, and miscellaneous.....		880.00
Precipitates held over.....		2,283.00
Total.....		\$106,788.96
VALUES PRODUCED IN 1931:		
Ore milled.....	\$10,486,524.41	
Tailings loss.....	392,065.00	
		10,094,459.41
		\$10,201,248.37
INVENTORY, DECEMBER 31, 1931:		
Solutions.....		\$98,117.40
Slags, litharge, and miscellaneous.....		880.00
Precipitates held over.....		4,290.00
		\$103,287.40
BULLION SHIPPED DURING 1931.....		\$10,097,960.97
		\$10,201,248.37

YEARLY AVERAGE COSTS

Account	Sundries	Labour	Stores	Total	Per ton ore milled
General miscellaneous charges and administration.....		\$282,292.84	\$53,809.80	\$336,102.64	\$0.2048
Surface services.....		41,493.53	22,318.62	63,812.15	.0388
Insurance.....	\$14,200.47			14,200.47	.0087
Marketing bullion.....	26,061.13			26,061.13	.0159
Workmen's compensation.....		196,495.22		196,495.22	.1198
Milling charges.....		405,493.68	617,954.82	1,023,448.50	.6238
Mining charges.....		3,614,023.19	1,675,716.51	5,289,739.70	3.2241
Total charges.....	\$40,261.60	\$4,539,798.46	\$2,369,799.75	\$6,949,859.81	\$4.2359

Employees

The average number of men employed during the year was 2,434, distributed as follows:—

MINERS:	MECHANICS:	GENERAL:
Exploration..... 42	Operation..... 108	Mill and refinery.... 186
Development.... 468	Maintenance.... 171	Engineering staff.... 70
Production..... 1,226		Clerical staff..... 40
		Miscellaneous..... 123
Total..... 1,736	Total..... 279	Total..... 419

The Mill

Milling results were as follows:—

Ore milled.....	tons	1,640,705
Average value per ton.....		\$6.39
Gross value.....	\$10,486,524.41	
Deduct loss in tailings.....	392,065.00	
Net value recovered.....		\$10,094,459.41

Average tons per day.....	4,520
Per cent. of possible time run.....	93.5
Tons per 100 per cent. running time.....	4,834
Solution precipitate per ton ore..... tons	1.07
Value per ton in tailings.....	\$0.24
Cyanide consumed per ton of ore..... lbs.	0.470
Zinc consumed per ton of ore..... lbs.	.046
Zinc consumed per ton of solution..... lbs.	.042
Lime consumed per ton of ore..... lbs.	2.100
Lead nitrate per ton of ore..... lbs.	.011
Average value of pregnant solution.....	\$5.75

The Mine

The development progress during the year was as follows: drifting, 66,262; crosscutting, 23,875; raising, 3,636 feet; a total of 93,773 feet. Some 151,105 feet of diamond-drilling was accomplished.

Production

At January 1, 1931, the broken ore in the mine amounted to 999,140 tons. Ore broken during 1931 was 1,468,303 tons, and ore removed during 1931 amounted to 1,640,633 tons, leaving 826,810 tons of broken ore in the mine as at December 31, 1931.

General

Mill.—This department has been operated at from 65 to 75 per cent. capacity practically without interruption throughout the whole year.

Mine.—The decrease in broken ore reserves, 172,330 tons, is wholly accounted for by the change from the shrinkage system of mining to the slice-and-fill method. By the shrinkage system the stopes are left full of broken ore until completed, while by the slice-and-fill method all the ore is removed as mined. To date about 30 per cent. of the mining is being done by the slice-and-fill system, which has the effect of reducing the apparent decrease of 378,000 tons as shown by comparison of the 1930 and 1931 summary reserves to a negligible figure.

Development.—During the year work has been carried on from the surface between all levels to the 3,950-foot. Above the 800-foot level, mining is principally in pillars, vein bottoms, and some newly discovered veins. Every effort is being made to finish this feature in order to reduce supervision. The same applies in a lesser degree to the horizons from the 800-foot level to the 2,750-foot, below which crosscutting and drifting is being actively pushed. The sinking of the prospect shaft to the 5,550-foot level, as noted in the 1930 report, has been postponed pending further geological information with a view to locating it where it will least interfere with the progress of subsequent mining. Twelve levels are being opened up from the 2,750- to the 3,950-foot. In all satisfactory ore has been encountered. It is confidently expected that the ore bodies will persist below the 3,950-foot level.

To emphasize the importance of the development below the 2,000-foot level, the following table is submitted:—

Level	Tons	Value
Above 2,150 feet.....	548,323	\$3,353,223
Above 2,300 feet.....	643,305	3,883,191
Above 2,450 feet.....	569,864	3,775,371
Above 2,600 feet.....	457,079	2,642,213
Above 2,750 feet.....	212,776	1,334,693
Above 3,950 feet.....	320,557	2,723,599
Total.....	2,751,904	\$17,712,290

So far the value per ton was \$6.43. During the year the ore milled from below the 2,000-foot level was 402,724 tons, equal to 24.6 per cent.

Costs.—The increase shown, twenty-two cents per ton, is solely in the item of mining, where the increase has amounted to 30 cents. Economies in other items amount to 8 cents. The 30-cent item is made up of 19 cents a ton for development and 11 cents per ton for the Schumacher shaft. This latter work was completed about the end of the year.

Howey Gold Mines, Limited

This company is capitalized at \$5,000,000, in shares of \$1 par value. There are 4,900,000 shares issued. The head office of the company is at 802 Federal Building, Toronto, and the mine office is at Red Lake. The following is a list of the executive officers and directors: R. T. Birks, president; W. S. Cherry, vice-president; H. C. McCloskey, secretary-treasurer; J. E. Hammell and John A. Northway, directors.

The company's holdings lie at the southeastern corner of the lower part of Red lake and include the following claims situated in Dome and Heyson townships, district of Kenora (Patricia portion): K. 740-43, 1,400-406, 1,364-72, 1,397-99, and 867. These claims lie directly north of Favel on the Canadian National railway.

From the commencement of milling operations in April, 1930, to December 1, 1931, there were 321,990 tons of ore milled. The average grade of this ore was \$4.45 per ton; the tailing loss amounted to 31 cents. The total recovery was \$1,327,034.

During 1931, development work included 3,117 feet of drifting, crosscutting, and raising. Some 1,560 feet of box-holes were cut. Slashing and level-cutting amounted to 2,225 cubic yards. About 2,030 feet of diamond-drilling was done.

The following is an extract from the report of the general manager for the year ending December 31, 1931:—

ESTIMATE OF ORE RESERVES ABOVE THE 1,000-FOOT LEVEL

Positive tonnage:	Tons
Solid.....	372,051
Broken.....	195,724
Probable tonnage.....	287,880
Total.....	855,655

Milling

The most important changes in milling methods and equipment additions during the past year have been the sorting of waste, the introduction of a tube mill, and the installation of an electro magnet.

The sorting of ore has resulted in the elimination from the ore of 15,324 tons of material of an average value of 60 cents a ton, at a cost of \$4,616.05, or approximately 2 cents a ton of ore sorted. This system offers important possibilities, the limited amount of sorting done during the year having increased the grade of ore milled 24 cents a ton.

The work of the tube mill has proved to be very satisfactory. It has increased the capacity of the mill by at least 150 tons a day and it has eliminated a number of mechanical troubles through the flow-sheet. The gold content of the tailings has also been reduced by an appreciable amount.

Mining

Exploratory work during the past year was confined to drifting east on the 875- and 1,000-foot levels to determine the limits of the known ore body. This work disclosed an additional length of approximately 180 feet of probable ore. The ground between the shaft and the west boundary of the property on the 1,000-foot level was also explored. The result of this work, however, was inconclusive.

Underground Haulage

The 375- and 1,000-foot levels are being converted into main haulage ways and the three-quarter-ton hand-trammed cars are being replaced by 2½-ton Granby-type cars and mechanical haulage. Grizzly levels are also being completed above these haulage levels, so that practically all the ore will pass through grizzlies before passing to haulage chutes. It is believed that this method will greatly increase the efficiency of mining operations generally, reflecting very favourably upon the operating costs during the coming year.

An average of about 180 men was employed throughout the year. Edward Futterer is superintendent.

Kirkland Lake Gold Mining Company, Limited

The officers and directors of this company are: J. B. Tyrrell, president and managing director; R. Graham, secretary-treasurer; R. G. O. Thomson, A. C. Matthews, J. A. Dalton, J. C. Haight, C. M. Candee, and A. M. McQueen, directors. Wm. Sixt is manager. The head office is at 25 King Street West, Toronto. The company is capitalized at 5,500,000 shares of \$1 par value.

Production for 1931 amounted to \$586,250.59, and \$29,631.74 was received as exchange premium on bullion, making a total of \$615,882.33.

On an average, 120 men were employed at the mine, which is in the township of Teck, district of Timiskaming.

The following is taken from the mine manager's report for 1931:—

Mill

A Symons crusher was installed, as finer grinding was found necessary when higher grade ore was milled. An Oliver filter was ordered, and will be installed early in 1932. This was necessary in order to help reduce the loss in tailings.

Mine

Ore was drawn during the year to supply the mill from the following levels: 400, 500, 700, 1,000, 2,350, 2,475, 2,725, 2,850, 2,975, 3,600, 3,750, 3,875, 4,000, 4,150, 4,300 and 4,750. Over 50 per cent. of the ore milled came from above the 3,000-foot level.

During the year development work was done on the 1,000-, 2,725-, 2,850-, 2,975-, 3,750-, 4,000-, 4,150-, 4,300-, and 4,750-foot levels. Considerable diamond-drilling was done during the year to locate parallel veins and also to gain information as to the formation. Parallel veins were located on the 2,725-, 2,850-, 4,000-, and 4,750-foot levels.

The ventilation system was completed to the 4,300-foot level. This is working satisfactorily. An auxiliary emergency exit and refuge station was made by connecting our workings with the workings of the adjoining Teck-Hughes mine on the 3,600-foot level.

The porphyry is getting wider and extends farther west on the south side of the main break as the lower levels are developed. This is similar to the formation in the mines east of our property.

Production during the past year was very satisfactory. Receipts for bullion were \$81,484.90 greater than last year, of which amount \$29,631.74 was exchange on bullion. The recovery for the year averaged \$11.14 per ton.

Kirkland Townsite Gold Mines, Limited

This company has a capitalization of 3,000,000 shares of \$1 par value, of which 2,085,006 shares have been issued. The officers and directors are: R. H. Lyman, president and managing director; G. L. Stephen, secretary-treasurer; Harry Oakes, F. W. Duncan, T. McCamus, J. L. Bucher, and F. E. Davison, directors.

The property consists of 85 acres south of the Wright-Hargreaves mine, in the township of Teck, district of Timiskaming. Operations were carried on from the beginning of October, 1931, to the end of January, 1932.

During previous operations, a two-compartment shaft had been sunk to a depth of 700 feet. In 1931 it was slashed to three compartments to the 150-foot level. The following buildings were erected: office, 30 by 30 feet; shaft-house, 60 feet high; blacksmith shop.

About 15 men were employed.

La Roche Mines, Limited

The capitalization of La Roche Mines, Limited, is \$3,000,000, in shares of \$1 par value. The officers and directors of the company are: James E. McMahon, Timmins, president; J. C. Roche, Buffalo, N.Y., secretary-treasurer; John J. Stack and John Hanover, Buffalo, N.Y., directors. R. R. Brown is general manager. The head office is at 116 Federal Building, Toronto.

The property, consisting of two claims about 2 miles southeast of Timmins, in the township of Tisdale, district of Cochrane, was operated during the latter part of 1931 and the early part of 1932. During this period a small plant was erected and a shaft was sunk to a depth of 140 feet. A level was cut at the 125-foot horizon, and about 500 feet of drifting and crosscutting was done.

George Gray was in charge of operations, and about 20 men were employed.

Lake Shore Mines, Limited

Lake Shore Mines, Limited, has a capital of 2,000,000 shares of a par value of \$1. The executive officers of the company are: Harry Oakes, president and managing director; W. H. Wright, vice-president; Dr. W. P. St. Charles, treasurer; Kirkland Securities, Limited, secretary. The directors are: Harry Oakes, Albert Wende, Louis Oakes, and Ernest Martin. E. B. Knapp is mine superintendent. The mine and works are at Kirkland Lake, township of Teck, district of Timiskaming. During the year an average of 1,100 men was employed.

The following information is taken from the sixteenth annual report of the company for the year ending June 30, 1931:—

During the year, 698,624 tons of ore were treated, yielding bullion to the amount of \$9,152,935.08. This shows an increase of 230,976 tons milled over last year, with a corresponding increase in bullion of \$2,576,154.63.

Mining and Development

The tonnage milled during the year was made up of 65,593 tons of ore from development and 633,031 tons from mining. The broken ore reserves are now valued at \$6,850,000, an increase of \$744,600 over that of last year.

This increase is due mainly to the large volume of new ore opened up by shrinkage stoping in certain upper sections of the mine. No serious attempt was made to increase the tonnage of broken ore, since a gradual change to cut-and-fill stoping is now in progress and broken ore reserves will be eventually cut to a minimum.

The programme of changing over the mine to the cut-and-fill system is making satisfactory progress, and approximately one-third of the ore now being mined is by this method.

Considerable new work has been accomplished on No. 2 vein with very gratifying results. The 1,800-foot level shows a length of ore of 2,300 feet. On the 2,000-foot level to date, a total of 2,300 feet of ore has been opened up in 2,490 feet of drifting.

Widths on these levels are somewhat better than the average for the mine, while the grade of ore indicated is at least equal to the average of No. 2 vein on the upper levels.

During the year No. 3 shaft was deepened to the 3,000-foot level and No. 1 shaft reached a depth of 2,700 feet. Levels were established at 125-foot intervals below the 2,000-foot. The main crosscuts, necessary ore and waste passes, crusher stations, loading pockets, etc., have been completed. In order to facilitate work on these new levels, a two-compartment vertical winze has been sunk from the 2,000-foot level on No. 2 vein, about midway between No. 3 shaft and the western boundary, to a depth of 2,750 feet.

DEVELOPMENT FOOTAGE FOR YEAR 1930

Level	Drifting	Cross-cutting	Raising	Shaft-sinking	Shaft-raising	Ore passes	Winze	Total footage	Diamond-drilling	Box-holes	Station-cutting	Total
	feet	feet	feet	feet	feet	feet	feet		feet	cu. ft.	cu. ft.	cu. ft.
200-foot.....			50					50				
400-foot.....	672	192	255			67		1,186	599	1,201		1,201
600-foot.....	423	19	761					1,203	398	6,628		6,628
800-foot.....	669	431	695					1,845	308	507		507
1,000-foot.....	80	57	1,464			50		1,666	429	5,282		5,282
1,200-foot.....	2,263	219	863			411		3,756	949	4,316		4,316
1,400-foot.....	1,417	510	2,371			221		4,519	809	8,896		8,896
1,600-foot.....	9	23	2,594			302		2,928	72	4,707	2,993	7,700
1,800-foot.....	1,273	265	2,218			364		4,120	800	3,804	1,850	5,654
2,000-foot.....	1,504	678	1,762			379	661	4,984	1,186	4,597	30,774	35,371
2,200-foot.....	2,124	119	845		140	550	134	4,074	464			7,745
2,325-foot.....	300	409		127	82	299		1,217			22,545	22,545
2,450-foot.....	226	308		239	33	361		1,167			22,293	22,293
2,575-foot.....	186	362		205	24	216		993			12,166	12,166
2,700-foot.....	57	379		98	25	302		861			10,065	10,065
2,825-foot.....		359		99		155		613			10,020	10,020
2,950-foot.....				149		41		190			1,440	1,440
Total.....	11,203	4,330	13,878	1,079	304	3,783	795	35,372	5,796	39,938	121,891	161,829

SUMMARY OF ORE AND WASTE HOISTED FOR THE YEAR 1930

Level	Ore from	Ore from	Waste
	development	mining	
	tons	tons	tons
400-foot.....	1,656	9,635	729
600-foot.....	3,170	15,476	1,468
800-foot.....	3,606	36,022	882
1,000-foot.....	4,561	92,745	1,971
1,200-foot.....	4,317	83,051	3,834
1,400-foot.....	9,549	55,366	3,157
1,600-foot.....	7,671	188,629	1,945
1,800-foot.....	8,955	72,611	6,907
2,000-foot.....	10,000	75,170	25,772
2,200-foot.....	10,983	4,326	18,725
2,325-foot.....	355		12,553
2,450-foot.....	228		8,779
2,575-foot.....	444		10,315
2,700-foot.....	98		7,999
2,825-foot.....			6,553
2,950-foot.....			4,581
Total.....	65,593	633,031	116,170

TOTAL FOOTAGE OF DEVELOPMENT AND EXPLORATION WORK SINCE BEGINNING OF OPERATIONS

	Feet
Drifting.....	56,942
Crosscutting.....	13,791
Raising.....	46,541
Sinking.....	6,164
Shaft-raising.....	304
Winze.....	1,052
Ore passes.....	5,896
Diamond-drilling.....	39,934
Box-holing.....	258,826
Station-cutting.....	466,701
Sumps.....	36,548

The major development of No. 2 vein is now completed down to the 2,000-foot level. There are, however, parallel fractures still to be developed in the upper levels of this zone, and it is known that these horizons will continue to yield a substantial tonnage for several years to come. No. 1 vein shows up favourably under development and, from the evidence now on hand, a substantial tonnage of good grade ore will be taken from this vein.

The mill has been handling the increased tonnage for the greater part of the past year. Experimental work which has been carried on for the past few years with a view to improving the present milling practice has given very encouraging results.

A Diesel engine, capable of handling the small mill motors and lighting, has been installed.

Costs

	Total cost	Cost per ton milled
Development.....	\$978,743 80	\$1 403
Mining.....	1,711,178 85	2 448
Milling and refining.....	691,905 26	990
Marketing bullion.....	47,767 13	068
General and administrative expense.....	175,774 28	252
Total.....	\$3,605,369 32	\$5 161
Depreciation.....	\$607,699 74	\$0 870
Total.....	\$4,213,069 06	\$6 031
Provision for provincial and Dominion taxes.....	480,995 37	649
Grand total.....	\$4,694,064 43	\$6 680

General

Despite the heavy expenditures for development and equipment, incident to the enlarged mining and milling programme, the operating costs were considerably reduced.

The surface plant has been increased by the construction of several new buildings, including plate-shop, framing-shed, and four new apartments which have been added to the building completed last year.

The large amount of development work accomplished during the year resulted in a very substantial increase in the blocked-out ore reserves.

Lakeland Gold Mines, Limited

This company operated its property about 4 miles east of Bourkes, in the township of Maisonville, district of Timiskaming, from August 6, 1931, to January 31, 1932.

The officers of the company are: F. A. Pollard, president; Roy A. Tressider, vice-president; A. W. Morris, secretary-treasurer. The directors are: Gideon Grant, Luther Davison, William Brittain, and Robert Johnston. The head office is at 19 Sun Life Building, Hamilton, Ont. The company is capitalized at 4,000,000 shares of \$1 par value.

The following work was done at No. 1 shaft in 1931 and January, 1932: sinking, 140 feet; drifting, 305 feet; crosscutting, 100 feet; diamond-drilling, 1,100 feet.

A new cook-house, an engine-room, and a powder magazine were built. Oscar Knutson is manager, and 31 men were employed.

Lee Gold Mines, Limited

The Lee Gold Mines, Limited, operated its property from June 23 to September 30, 1931. The property consists of 12 claims in Lee township, district of Timiskaming. The shaft is about 2 miles west of the Ferguson highway, near Sese kinika.

The officers and directors of the company are: J. J. Byrne, president and managing director; P. R. Gardiner, vice-president; W. B. McPherson, secretary-treasurer; Leo Erenhous and E. M. Howells, directors. The head office is at 171 Yonge Street, Toronto. The capitalization is \$3,000,000, in shares of \$1 par value.

During the year the following work was done: 125 feet of shaft-sinking; 250 feet of drifting; 1,000 feet of surface-trenching.

The plant consists of a 6- by 8-inch hoist, a gas-driven compressor, capacity 300 cubic feet, and a 35 h.p. boiler. An office, cookery, and engine-room were built.

An average of 20 men was employed.

Macassa Mines, Limited

The Macassa Mines, Limited, has a capitalization of 5,000,000 shares of \$1 par value, of which 3,525,000 shares have been issued. The officers and directors of the company are: Robert A. Bryce, president; J. E. L. Smith, secretary-treasurer; Arthur Slaght, J. Caldwell, and J. Cowan, directors. The head office is at 320 Bay Street, Toronto.

The property lies to the west of the Kirkland Lake mine, in the township of Teck, district of Timiskaming.

By May 1, 1932, a three-compartment shaft had been sunk to a depth of 2,060 feet; stations had been cut at the 500-, 1,000-, 1,750-, and 2,000-foot levels, and the drift on the Kirkland Lake 2,500-foot level had been driven 2,000 feet

towards the Macassa shaft. The Kirkland Lake Gold Mining Company, Limited, is driving this drift, under contract, to connect with the Macassa shaft, which is 2,500 feet west of the Kirkland Lake boundary.

The equipment at the mine consists of a double-drum Ingersoll-Rand electric hoist, a 1,200-foot Sullivan compressor, and a 40 h.p. boiler. The following buildings have been erected: shaft-house, 60 feet high; engine-room, 30 by 40 feet; office, 18 by 30 feet; dry-house, 25 by 30 feet; blacksmith shop, 20 by 30 feet.

A. J. Keast was manager, and about 30 men were employed.

McIntyre-Porcupine Mines, Limited

The authorized capital of this company is \$4,000,000, divided into 800,000 shares of a par value of \$5, of which 798,000 are issued.

The officers of the company are: J. P. Bickell, president; W. J. Sheppard, vice-president; E. D. Fox, secretary; Balmer Neilly, treasurer. The directors are: J. P. Bickell, W. J. Sheppard, J. B. Tudhope, D. H. McDougall, Strachan Johnston. R. J. Ennis is general manager.

The mines and plant are at Schumacher, in the township of Tisdale, district of Cochrane. The head office of the company is at Schumacher, and the executive offices are at 15 King Street West, Toronto.

The following information is taken from the twentieth annual report of the company for the year ending March 31, 1932:—

The income from bullion produced, and the earnings derived therefrom, are in excess of the record figures of a year ago.

This year's estimate of ore reserves indicates that our position has been maintained so far as tonnage is concerned, but that the grade of ore included shows a reduction of 25 cents per ton.

For the purpose of increasing the rate of underground development, additional air-compressor capacity is being provided. Gradually the facilities offered by the new plant are being reflected in the unit cost, and during the present year the original estimates of the savings to be derived should be fully demonstrated.

This year's work has confirmed the importance of the discoveries on the Platt Vet section of our property, to which reference was made in last year's report. Diamond-drill intersections on the 4,300-foot horizon, described in the general manager's report, indicate a downward extension of the ore-bearing zone, and plans are in preparation for the active development of this area.

In 1931 we obtained title to an additional 52 acres contiguous to that part of our boundary skirting Gillies lake.

During the past year there has been practically no change in the number of our registered shareholders, who at present number 3,641. The distribution of our stock indicates that approximately 60 per cent. is now held in Canada.

The general manager's report for the year ending December 31, 1931, is as follows:—

PRODUCTION	
(from 558,115 tons of ore treated)	
Ore treated.....	tons 655,030
Value per ton.....	\$8.00
Gross value.....	5,239,822.90
Bullion recovered.....	4,997,461.80
Bullion recovered per ton.....	7.63
Bullion contained:	
Gold, 240,980.63 fine ounces.....	4,981,511.34
Silver, 53,369.96 fine ounces.....	15,950.46
Premium based on U.S. funds.....	308,059.55
	\$5,305,521.35

PRODUCTION SINCE THE BEGINNING OF MILLING OPERATIONS IN 1912

Period	Months	Tons milled	Value per ton	Gross value	Recovery per ton	Total value
1912.....	12	14,500	\$7.00	\$101,555.16	\$5.25	\$76,166.38
1913.....	12	31,979	7.85	251,314.45	7.05	225,752.25
Jan. 1, '14, to Mar. 31, '15..	15	85,654	8.87	760,232.16	8.39	718,331.71
Apr. 1, '15, to Mar. 31, '16..	12	105,758	7.71	815,345.49	7.38	779,990.94
Apr. 1, '16, to June 30, '17..	15	195,307	10.00	1,954,793.28	9.55	1,864,914.28
July 1, '17, to June 30, '18..	12	178,327	10.05	1,793,197.55	9.61	1,714,258.00
July 1, '18, to June 30, '19..	12	179,874	9.78	1,759,627.40	9.29	1,671,646.03
July 1, '19, to June 30, '20..	12	188,835	11.52	2,175,891.31	11.02	2,080,178.44
July 1, '20, to June 30, '21..	12	171,916	11.67	2,005,672.00	11.08	1,904,326.36
July 1, '21, to June 30, '22..	12	193,971	10.69	2,074,088.40	9.99	1,937,105.07
July 1, '22, to June 30, '23..	12	240,615	9.96	2,397,303.00	9.35	2,249,741.63
July 1, '23, to June 30, '24..	12	360,140	9.69	3,488,863.00	9.14	3,291,178.22
July 1, '24, to June 30, '25..	12	400,259	9.43	3,774,068.00	8.86	3,546,637.52
July 1, '25, to June 30, '26..	12	460,909	8.72	4,020,326.00	8.25	3,804,774.90
July 1, '26, to Mar. 31, '27..	9	385,409	8.08	3,113,500.07	7.67	2,957,060.97
Apr. 1, '27, to Mar. 31, '28..	12	520,460	8.09	4,207,553.00	7.66	3,987,634.94
Apr. 1, '28, to Mar. 31, '29..	12	538,165	8.24	4,433,378.00	7.83	4,212,624.82
Apr. 1, '29, to Mar. 31, '30..	12	550,495	8.46	4,657,188.00	8.05	4,433,626.45
Apr. 1, '30, to Mar. 31, '31..	12	558,115	8.84	4,934,122.00	8.30	4,633,140.73
Apr. 1, '31, to Mar. 31, '32..	12	655,030	8.00	5,239,822.90	7.63	4,997,461.80
Total.....		6,015,718	\$8.95	\$53,957,841.17	\$8.49	\$51,086,551.44

Mining

Ore broken in stopes.....	Tons
Ore from development.....	570,562
Drawn from broken ore reserves.....	39,067

Ore hoisted..... 662,066

Cut-and-fill methods of mining were used for approximately 53 per cent. of the ore stoped.

Development

During the period, the new centralized plant at No. 11 shaft was started and brought to a stage of efficient operation. This work interfered with the underground development programme to the extent that 25 per cent. less drifting was done than in the preceding year.

Development work performed amounted to 23,811 feet. This work included 15,955 feet of drifts, of which 1,825 feet was on line and 14,130 feet in vein material, and 5,445 feet was in ore of \$6.30 grade over drift width.

ORE RESERVES, 1931-1932

	Tons	Assay	Value
McIntyre claims.....	584,784	\$7.50	\$4,385,880.00
McIntyre extension claims.....	127,149	9.15	1,163,413.00
Jupiter claims.....	1,317,279	8.13	10,707,678.00
Plenaarum claims.....	305,631	6.80	2,078,291.00
Platt Veteran claims.....	31,462	7.60	239,111.00
Total.....	2,366,305	\$7.85	\$18,574,373.00
Broken ore.....	196,258	6.55	1,285,490.00
Total.....	2,562,563	\$7.75	\$19,859,863.00

SUMMARY OF DEVELOPMENT AND EXPLORATION, 1931-1932

Period	Drifts	Cross-cuts	Raises	Winzes	Shafts	Stations	Sumps	Pockets and passes	Total footage	Total excavation	Diamond-drilling
	feet	feet	feet	feet	feet	cu. ft.	cu. ft.	cu. ft.		cu. ft.	feet
1.....	1,292	320	19						1,631		3,287
2.....	998	506	116						1,620		3,206
3.....	1,340	427	98	18					1,883		3,708
4.....	1,552	157	206	15					1,930		3,429
5.....	1,655	227	171						2,053		3,208
6.....	1,435	447	57			11,728			1,939	11,728	2,800
7.....	1,122	788	164			12,192	2,960		2,074	15,152	2,982
8.....	1,150	875	104			1,480	8,606		2,129	10,086	3,485
9.....	1,082	961	96			997	6,650		2,139	7,647	3,117
10.....	1,479	543	171						2,193		3,216
11.....	1,720	571	203						2,494		3,440
12.....	1,130	553	43			1,800			1,726	1,800	3,640
Total... Previous to date....	15,955	6,375	1,448	33		28,197	18,216		23,811	46,413	39,518
Total to date....	168,310.3	80,443.8	17,664.4	579.7	12,619.9	674,394	36,823	139,699	279,618.1	850,916	277,953

OPERATING COSTS

	Total	Per ton milled
MINING:		
Exploration.....	\$52,597.84	\$0.0803
Development.....	355,846.57	.5432
Breaking and stoping.....	1,550,045.41	2.3664
Examination of prospects.....	14,199.74	.0217
Total mining costs.....	\$1,972,689.56	\$3.0116
Crushing and transportation.....	\$87,157.79	\$0.1331
Milling.....	482,876.58	.7372
Heating and maintenance—buildings and camps.....	66,371.39	.1013
Bullion marketing and general expense—mine office.....	91,703.42	.1400
Administration and general expense—Toronto office.....	97,433.69	.1487
Insurance, general.....	15,392.13	.0235
Total.....	\$2,813,624.56	\$4.2954

ANALYSIS OF MINING COSTS PER TON MILLED

	Stoping	Drifting	Cross-cutting	Raising	Shafts and winzes	Stations and sumps	Total cost	Cost per ton
Labour.....	\$712,508.63	\$116,425.17	\$44,857.77	\$9,770.13	\$356.53	\$3,206.54	\$887,124.77	\$1.3543
Explosives.....	106,785.92	48,042.93	18,150.93	4,114.76	91.60	871.33	178,057.47	.2718
Supplies.....	67,596.86	11,906.49	4,892.08	875.77	98.22	258.45	85,627.87	.1307
Power.....	46,994.41	8,601.61	3,137.59	2,079.28	83.81	229.01	61,125.71	.0933
Timbering.....	163,925.95			766.62		166.06	164,858.63	.2517
Shaft repairs.....	2,829.47						2,829.47	.0043
Back-filling.....	59,729.14						59,729.14	.0912
Steel-sharpening.....	33,757.81	13,213.59	4,440.81	1,487.76	36.24	262.20	53,198.41	.0812
Drill repairs.....	19,908.57	4,942.47	1,624.13	934.66	35.96	106.14	27,551.93	.0422
Surveying and engineering.....	29,263.99	5,054.51	1,724.66	1,208.75	44.65	115.60	37,412.16	.0571
Sampling and assaying.....	39,872.10	2,983.78	1,064.31	721.53			44,641.72	.0682
Pumping.....	8,502.21	1,630.44	559.33	403.74	16.80	40.72	11,153.24	.0170
Ventilating.....	8,305.00	1,625.40	533.61	335.19	15.70	32.64	10,847.54	.0166
Fire protection.....	916.21	110.60	29.95	20.30			1,077.06	.0016
Tramming.....	72,840.42	11,690.40	4,819.09	2,646.12	97.60	279.52	92,373.15	.1410
Underground crushing.....	7,856.34	486.47					8,342.81	.0127
Hoisting.....	168,452.38	11,484.00	4.52				179,940.90	.2747
Total.....	\$1,550,045.41	\$238,197.86	\$85,838.78	\$25,364.61	\$877.11	\$5,568.21	\$1,905,891.98	\$2.9096
Exploration.....							52,597.84	.0803
Examination of prospects.....							14,199.74	.0217
Total.....							\$1,972,689.56	\$3.0116
Unit cost per ton.....	\$2.3664	\$0.3636	\$0.1311	\$0.0387	\$0.0013	\$0.0085		

Milling

The new flotation-cyanidation plant was started May 27, 1931, at a rate of 1,000 tons per day and gradually brought up to 2,000 tons per day by November 15. The last ore was sent to the old mill on July 22. From the time the resulting solutions were precipitated until about November 15, our efforts were directed to cleaning up preparatory to the complete abandonment of this unit. From this operation we recovered bullion to the value of \$171,568, and this was included with this year's gross production as a partial offset to that absorbed by the new mill.

The following summary includes the cost of operating both mills for five months, as well as the expenditure incidental to the tuning-in of the new mill.

SUMMARY OF MILLING COSTS

	Labour	Supplies	Shoe repairs and Maintenance	Power	Total	Cost per ton
NEW MILL:						
Crushing and conveying	\$25,757 57	\$17,883 35	\$3,769 35	\$18,526 15	\$65,936 42	\$0 1235
Flotation	39,560 87	105,514 39	7,072 05	57,134 55	209,281 86	.3920
Cyanidation	35,329 22	72,795 42	2,677 40	22,454 54	133,256 58	.2496
Refining	4,268 17	5,584 44	229 25	1,920 92	12,002 78	.0225
Assaying	11,573 42	188 44	230 45	11,992 31	.0225
Mill alterations	12,779 47	7,292 82	2,456 37	22,528 66	.0422
Total	\$129,268 72	\$209,258 86	\$16,434 87	\$100,036 16	\$454,998 61	\$0 8523
OLD MILL:						
Operating	\$25,793 36	\$47,094 29	\$2,034 08	\$18,892 66	\$93,814 39	\$0 7744
Crushing and conveying	11,464 59	3,456 68	2,474 36	3,825 74	21,221 37	.1752
Total	\$166,526 67	\$259,809 83	\$20,943 31	\$122,754 56	\$570,034 37	\$0 8703*

*Average unit cost for the combined tonnage of both mills.

Additions to Plant Buildings and Equipment

The following table shows the cost of additions to plant buildings and equipment during the year:—

Underground equipment	\$31,053 75
Expenditure during fiscal year for new flotation-cyanide plant, warehouse, shops, office and change-house, steam-heating plant, etc.	459,881 03
Miscellaneous	12,598 47
Total	\$503,533 25

General

During the period under review, the plans outlined in last year's report have been completed, and all operations have been centralized in the new plant adjacent to No. 11 shaft. The new mill went into operation on May 27 and attained its rated capacity of 2,000 tons per day on November 15. The new shops, warehouse, change-house, and general offices were occupied on December 1, consummating the change from the old to the new plant.

From data previously set forth, it will be apparent to the reader that the year's unit costs represent a blending of the old with the new, and were substantially affected by expenditures incidental to the transfer of operations.

The year's milling results, both as to recovery and cost, begin to show the betterment promised for the new plant and process, and point to a complete realization of the original estimates.

Silicosis is now definitely recognized as an industrial disease, and progresses rapidly when associated with tuberculosis. In an effort to combat its prevalence and progress, the new change-house was designed to build up the men's resistance to this and other forms of disease. It provides for a complete change from underground to street clothing, with a shower bath and solarium treatment in the interval.

Delays in the development programme caused by the changing over to the new equipment, and a breakdown in the electrical apparatus at the main hoisting plant, were reflected by a slight reduction in the ore reserve estimate. Otherwise, development work during the year has been satisfactory.

March Gold, Limited

This company owns and operates five claims in Deloro township, district of Cochrane. The officers and directors of the company are as follows: Henry Kobler, Buffalo, president; B. C. Conderman, Hornell, vice-president; Edward G. Kinkel, Buffalo, secretary; F. J. C. Bull, Buffalo, treasurer; Geo. R. Feine, Chas. J. Schmidt, Henry Tiedt, Gustave Loesch, Jacob Schwingel, all of Buffalo, directors. Martin O. Knutson, South Porcupine, is mine manager.

The mine produced throughout the year, but there was a considerable falling off in the grade of ore recovered. Seven machines were kept running during this period. The following is a statement of production during the year:—

Dry tons milled.....	58,462	
Crude ounces recovered.....	16,632.80	
Fine ounces gold recovered.....	10,513.822	
Value of gold.....		\$217,339.97
Fine ounces silver recovered.....	858.750	
Value of silver.....		245.78
Premium received on gold.....		10,921.25
Total value of production.....		\$228,507.00

Development during the year consisted of 86 feet of crosscutting and 996 feet of drifting.

An average of 79 men was employed throughout the year.

Metals Development, Limited

This company is capitalized at \$2,500,000 in shares of \$1 par value. There are 1,896,818 shares issued.

The following is a list of officers and directors of the company: Dr. M. H. Lebel, of Montreal, president; W. R. Salter, vice-president; M. F. Blue, secretary; H. S. Crabtree and H. Borgford, of Toronto; Auguste Decoy, Dorval; W. J. Evans and T. E. Armstrong, New Liskeard; and J. P. Sherry, Memramcook, N.B. J. W. Morrison is consulting engineer.

The company is interested in several claims in the North Clearwater lake section, district of Kenora (Patricia portion). The property is best reached from Woman lake. A fair road, about a mile in length, has been built to the camp location on claim No. 5,603.

Surface work has been done on 25 claims and has shown up several long breaks and many different geological conditions. Two systems of veins have been located.

The veins first located had a strike almost due north, but the most promising occurrence of gold is in a vein of banded quartz on claim No. 5,603, which strikes N. 47° E. and dips 50° S. Minerals found in this vein are galena, sphalerite, pyrite, some chalcopyrite, and gold.

In 1929, an inclined shaft was put down on the vein to a depth of 100 feet, and 61 feet of drifting on the vein was done. This work was in ore of a fair grade, showing spectacular native gold in places.

Very little work was done on the property during the winter of 1929 and the early part of 1930, but during the following winter season about 180 feet of drifting was done by hand. In the summer of 1931, the Swedish American Prospecting Company made an electrical survey, which gave a rather promising outlook. The surface plant of the Dunkin mine was bought and placed on the

property during the winter of 1931-32, and a vertical shaft was started alongside of the old inclined one.

J. C. Nelson is in charge of operations.

Minto Gold Mines, Limited

This company was incorporated in July, 1930, with an authorized capital of 8,000 shares of no par value. The officers and directors are: John Knox, Jr., president; M. E. Knox, secretary-treasurer; John Knox, Sr., and M. K. Knox, directors.

In March, 1931, the company took over the working option obtained by John Knox, Jr., from the Cooper Gold Mines, Limited, on the Minto, Jubilee, and Cooper properties, situated near Wawa in the Michipicoten area, district of Algoma.

As reported in the Fortieth Annual Report of this Department, John Knox, Jr., had, during 1930, installed a mining plant at the Minto property and had started construction on a 75-ton cyanide mill.

During 1931, prior to the transfer of the option to the present company, the mill was completed and the old mine workings were dewatered to the first level. During the rest of the year two stopes were opened on the first level of the mine. From these, a total of 9,448 tons was produced by open-stopping methods and treated in the cyanide mill to yield 3,521 ounces of gold.

The mining equipment consists of a 36- by 24-inch divided-drum electric hoist, which operates a cage and counterbalance; and an air compressor with a rated capacity of 720 cubic feet. The milling equipment includes a jaw crusher, a ball mill, 3 Deister double-deck tables, a concentrate-regrind mill, a 30-foot Dorr thickener, two 18- by 16-foot Dorr agitators, and a 6- by 4-foot American filter.

Electric power is obtained from the High Falls plant of the New Algoma District Power Company. A 50 h.p. gasoline engine is installed in the mill as a standby in case of failure of the electric power.

An average of 31 men was employed during the year, of whom 9 were on surface, 6 in the mill, and 16 underground. All work was in charge of John Knox, Jr., with William Hocking as mill superintendent and Frank McLennan as mine captain.

Moffatt-Hall Mines, Limited

The Moffatt-Hall Mines, Limited, has a capitalization of 5,000,000 shares, par value \$1, of which 3,500,000 have been issued. The officers and directors are: L. R. Moffatt, Carleton Place, president and manager; C. F. Tuer, Haileybury, secretary-treasurer; F. C. Bidgood, W. S. Hall, C. W. Moore, and A. C. Thorburn, directors.

The property consists of 534 acres in Lebel township, district of Timiskaming, adjoining the Bidgood mine on the north. The company holds a 90 per cent. interest in the issued capital of the Opemiska Copper Mines, Limited, covering 30 claims in the Opemiska Lake area, Quebec. It also retains an option on 19 claims in Bourlamaque township, Quebec, and in April, 1931, was officially reported to have staked claims in Louvicourt township, Quebec.

A two-compartment shaft was started on April 15, 1931, on the Lebel township property and was sunk to a depth of 550 feet. The following table shows the lateral work done:—

Level	Drifting	Crosscutting
	feet	feet
150-foot.....	400	400
300-foot.....	700	300
425-foot.....	400	400
550-foot.....	100	100
Total.....	1,600	1,200

The mine closed on March 26, 1932. Hugh Jardine did the work under contract, supplying labour and equipment. He employed an average of 25 men.

Moss Gold Mines, Limited

The property of this company is situated in Moss township, district of Thunder Bay, about 14 miles from the Canadian National railway, near Kashabowie, which is 80 miles west of Port Arthur.

The officers and directors are: N. R. Fisher, president and managing director; Alistair Fraser, vice-president; James Cooper, secretary-treasurer; R. Blackburn, C. S. Gzowski, J. D. Paterson, C. G. Greenshields, and R. W. Steele, directors. The authorized capital is 4,000,000 shares of \$1 par value. The executive offices are at 132 St. James Street, Montreal.

Early in 1931 financial arrangements were completed and underground work, suspended in 1929, was again resumed. During the year No. 2 shaft was sunk an additional 375 feet to a total depth of 775 feet. New levels were opened up at the 500-, 625-, and 750-foot horizons. The lateral work accomplished was as follows:—

Level	Feet
125-foot.....	49
250-foot.....	197
375-foot.....	725
500-foot.....	175
625-foot.....	163
750-foot.....	206
Total.....	1,515

In addition, three stopes were opened up on the 250-foot level, and five on the 375-foot level, in preparation for regular production.

The mining plant includes two 150 h.p. boilers, two steam-driven air compressors, capacity 538 cubic feet per minute, and a double-drum steam hoist. The latter was purchased from the Sherritt-Gordon mine and installed at No. 2 shaft early in the year. Shaft-sinking was done by means of a single-drum air hoist located at the station on the 375-foot level.

In July, 1931, construction was started on a 200-ton cyanide mill to be operated by electricity generated by a Diesel engine. It was completed and put in operation early in 1932.

During the year a new road was cut from the mine to the railroad, which reduced the transport distance from about 26 miles to 14 miles and eliminated the water sections in the old route. Telephone service has been established between the mine, Kashabowie, and Port Arthur.

An average of 73 men was employed at the mine during 1931, of whom 20 worked underground. In addition, an average of 61 men was employed on mill construction.

J. G. Harkness was mine superintendent, and F. M. Passow was in charge of mill construction.

Parkhill Gold Mines, Limited

This company has an authorized capital of 3,000,000 shares of \$1 par value. The officers and directors are: Sir Thomas Tait, president; F. B. Brown, vice-president; G. S. Andrews, secretary-treasurer; Geo. M. McKee, Geo. Glendenning, and F. D. Burpee, directors. The head office is at Sault Ste. Marie, Ont., and the work is under the direction of Canadian Enterprises, Limited, Keefer Building, Montreal.

The property is located in township 29, range 23, in the Michipicoten area, district of Algoma. It is connected by a 6-mile road to the Algoma Central railway at Wawa, a station on the Michipicoten branch line.

During 1931, the shaft, inclined at 40 degrees, was sunk an additional 141 feet, and a third level was opened at 360 feet on the incline.

Development footages and tonnages of ore removed by stoping on the respective levels were as follows:—

Level	Drifting	Crosscutting	Stoping
	feet	feet	tons
120-foot	62	5,136
240-foot	311	64	3,047
360-foot	998	294	2,355
Total	1,371	358	10,538

In March, 1931, construction was started on a cyanide mill having a capacity of 60 tons per day. This was completed and milling was started on July 10. The equipment installed consists of a jaw crusher, Marcy ball mill, Dorr rake classifier, Wilfley table, four Pachuca tanks, Dorr thickener, clarifier, Oliver filter, and Crowe vacuum system. The mill is arranged so that the capacity can be increased to 120 tons per day by the addition of a tube mill. The ore is picked on belts, before crushing, to raise the grade. To the end of the year a total of 9,082 tons was milled to yield 3,325 ounces of gold.

A compressor with a capacity of 720 cubic feet was purchased from the Jubilee mine and installed in August, giving the mine a total compressor capacity of 1,360 cubic feet per minute.

Two new bunk-houses and a staff-house were built during the year. The building containing the assay office and refinery burned down and was reconstructed and equipped.

An average of 63 men was employed during 1931, of whom 25 were on surface, 27 underground, and 11 in the mill.

E. S. Turner was general manager; J. A. S. Roussac, engineer-manager; Wm. Hutchings, mill superintendent; and Herbert Light, mine captain.

Porcupine United Gold Mines, Limited

The Porcupine United Gold Mines, Limited, has a capitalization of \$1,000,000 in shares of \$1 par value.

The officers and directors are: Bernard N. Hyman, president; Samuel B. Darlich, secretary; Frederick Grotz, secretary; Roy M. Stanley, director, all of Buffalo, N.Y. An office is maintained at 330 Wallbridge Building, Buffalo. The head office is at Timmins, Ont.

The mine and mill in Tisdale township, district of Timiskaming, were operated for the first two months of 1931, with a small production. Underground work consisted mainly of pulling broken ore from the stope. No development work was done.

A crew of 24 men was employed during operation. J. D. Tolman was manager.

Shaw Porcupine Gold Mines, Limited

The property owned by this company consists of 6 claims along the boundary line between Shaw and Carman townships in the district of Cochrane.

During the year a small steam plant was placed on the property. The following underground work was done: shaft-sinking, 143 feet; development work on the 125-foot level, 350 feet. Camp buildings to accommodate a crew of 50 men were erected.

Twenty-eight men were employed under the management of Albert O'Connor, managing director, 221 Douglas Building, Windsor, Ont.

Work was stopped in the fall of 1931.

Sylvanite Gold Mines, Limited

Sylvanite Gold Mines, Limited, has an authorized capital of 3,300,000 shares of \$1 par value. The officers and directors of the company are: Edward L. Koons, president; William L. Marcy, vice-president; Clark L. Ingham, treasurer; Welles V. Moot, managing director; Alfred H. Sharpe and Harry Yates, directors. W. S. Walton is secretary, with offices at 603 Royal Bank Building, Toronto. The head office is at Kirkland Lake, Ont. C. E. Rodgers is general manager, with a working force of 200 men. The property is situated in the township of Teck, district of Timiskaming.

The general manager's report for the fiscal year ending March 31, 1932, is as follows:—

Production

Bullion was produced, including the exchange premium, to the value of \$948,926.13, and gave a per ton recovery of \$10.07. Tonnage milled was 94,276, or at the daily rate of 257.5. The mill ran 97.5 per cent. of possible time, thus representing 264.2 tons per day on the basis of 100 per cent. operation. Compared with last year and the year previous, the actual increase in tons treated was 11,242 and 18,868, respectively. One important factor directly affecting 1931-32 increase is the loss of only 2.5 per cent. operating time, a particularly favourable condition at a mill of this capacity and with single-unit grinding.

Below is shown comparative tonnage and production figures covering four years of operation:—

TONS MILLED AND YEARLY PRODUCTION FOR FISCAL YEARS ENDING MARCH 31

Year	Tons	Production	Average recovery
1929	70,833	\$737,573.12	\$10.41
1930	75,408	690,400.14	9.16
1931	83,034	837,013.97	10.08
1932	94,276	948,926.13	10.07

Mining

Breaking of ore in stopes amounted to 80,678 tons. An additional 27,417 tons of ore resulted from development, making a total of 108,095 tons. Total waste broken was 22,937 tons; of this, 12,323 tons came from development and 10,614 from shaft-sinking operations. Waste disposal figures were: tons hoisted to surface, 6,568; hoisted to various levels for backfill, 12,712; trammed directly for backfill, 3,657. Ore and waste broken during the year totalled 131,032 tons.

Broken Ore Estimate.—Total tonnage of broken ore estimated as at March 31, 1932, was 88,072 tons. This consisted of 81,544 tons in stopes and 6,528 tons at surface on the ore dump.

Development and Exploration

Comparative figures covering a three-year period and the total from beginning of operations, are shown below:—

Class of work	Year ending March 31, 1932	Year ending March 31, 1931	Year ending March 31, 1930	Total from beginning of operations to March 31, 1932
	feet	feet	feet	feet
Drifting	4,225.5	5,911.5	4,121	28,325
Crosscutting.....	1,638	2,506.5	1,951	15,589.5
Raising.....	1,128	1,232.5	488	6,339.5
Sublevel drifting.....	712.5	325.5	711	3,187
Box-hole raising.....	1,163	702.5	1,228	4,684.5
Box-hole pillar drifting.....	192	591.5	827	1,925.5
Shaft-sinking.....	695.5	586	1,480	5,042
Total.....	9,754.5	11,856	10,806	65,093
Diamond-drilling.....	4,674	5,910	13,998	42,416
Shaft stations and sump excavations.....	cu. ft. 37,359	cu. ft. 22,768	cu. ft. 24,534	cu. ft. 180,268

No. 2 Shaft Area.—This shaft was deepened 695.5 feet, or from 2,334.5 to 3,030 feet. In connection with this work, 37,359 cubic feet of station and sump excavation was also done. At the year end, preparation for crosscutting to the main south vein on the 2,500- and 3,000-foot levels was practically completed.

Encouraging results were obtained from exploration on this vein south of the shaft on several levels down to and including the 1,750-foot horizon. This included the stoping of a substantial tonnage.

North of the shaft and east of the major fault, exploration was extended by diamond-drilling on the 500-foot level and by diamond-drilling and crosscutting at 1,000 feet, where several veins were thus indicated, some of which appear to offer good ore possibilities. Drifting on ore was also done to some extent at the latter horizon. This promising section of the property has not yet been extensively explored but is now receiving greater attention because of successful development of ore on the adjoining claim. The area is large, having an average east-west length of about 900 feet. Further, potential possibilities seem to fully warrant continued investigation.

The percentage of mill feed drawn from this No. 2 shaft part of the mine for the year was 28.8.

No. 4 Shaft Section.—Satisfactory development work was carried on here. Numerous drifts were further extended and additions to known ore bodies were thus disclosed. More intensive exploration also proved the extension of certain branch veins as well as some parallel veins. As a whole, both tonnage and grade were well maintained for the year. In fact, upper level work yielded higher than the average grade heretofore mined from this part of the property. Further, it is confidentially expected that the area will respond favourably to continued development.

About 71.2 per cent. of the tonnage milled for the year came from No. 4 shaft section. However, notwithstanding this fact, broken ore reserves for the period were increased.

Diamond-Drilling.—Continuance of this type of exploration proved decidedly helpful, and the total footage drilled amounted to 4,674. Even greater use than formerly was made of exploring by this means from stopes, raises, sublevels, etc. At the end of the period covered by this report, diamond-drilling was about to commence from 3,000 feet in depth.

Operating Costs

The following comparison covers a 4-year period.—

	Total cost	Cost per ton		
		Ore milled	Ore broken	Total ore and waste
1929:				
Development and exploration.....	\$170,695 21	\$2 410	\$1 896	\$1 604
Mining.....	234,177 27	3 306	2 601	2 199
Milling.....	94,025 89	1 327	1 044	.883
General and administrative charges.....	74,584 91	1 053	828	.701
Total.....	\$573,483 28	\$8 096	\$6 369	\$5 387
1930:				
Development and exploration.....	\$206,426 48	\$2 738	\$2 412	\$1 789
Mining.....	236,501 18	3 136	2 763	2 049
Milling.....	100,570 17	1 334	1 175	.872
General charges.....	50,176 06	.665	.586	.435
Administrative charges.....	19,756 45	.262	.231	.171
Total.....	\$613,430 34	\$8 135	\$7 167	\$5 316
1931:				
Development and exploration.....	\$212,792 08	\$2 563	\$2 293	\$1 793
Mining.....	267,376 14	3 220	2 882	2 253
Milling.....	106,575 54	1 283	1 149	.898
General charges.....	34,187 94	.412	.368	.288
Administrative charges.....	21,213 75	.255	.229	.179
Total.....	\$642,145 45	\$7 733	\$6 921	\$5 411
1932:				
Development and exploration.....	\$184,936 28	\$1 962	\$1 711	\$1 411
Mining.....	285,365 41	3 026	2 640	2 178
Milling.....	112,630 68	1 194	1 042	.859
General charges.....	49,478 61	.525	.458	.378
Administrative charges.....	24,594 16	.261	.227	.188
Total.....	\$657,005 14	\$6 968	\$6 078	\$5 014

Summary

Mining operations were conducted over a wide extent. This included both Nos. 2 and 4 shaft areas, and the broken ore position was improved during the year. The respective ore lengths exposed, in proportion to total drifting done in the two sections, were: No. 2 shaft, 700 in 2,209 feet; No. 4 shaft, 940 in 2,016 feet. This corresponds to 31.8 and 46.8 per cent. of the total drift footage.

Lateral exploration from No. 2 shaft at the newly available levels of 2,500 and 3,000 feet has just begun. Favourable rock formation and structural features are known to exist here, but the work cannot be carried to any reasonably conclusive stage for a period of several months. Meanwhile, judging from the depth development records of the Kirkland Lake camp in general, at say 3,000 feet, and the adjoining property to the west in particular, the year just beginning should prove one of the most interesting and important in the history of your mine.

Tashota Gold Mines, Limited

The authorized capital of this company was increased during 1929 from 2,000,000 shares to 4,000,000 shares of \$1 par value.

The officers of the company are as follows: H. H. Vaughan, president; F. C. Shorey, vice-president; P. W. Ogden, secretary-treasurer. The directors

are: Thos. Arnold, R. M. Davy, and J. Bonsall Porter, Montreal; E. R. Read and L. Soliaque, Toronto.

The property held by the Tashota Gold Mines, Limited, consists of 8 claims in the Tashota area, district of Thunder Bay, and 21 claims in the Boston Creek area, McElroy township, district of Timiskaming.

The mine in the Tashota area was idle from March, 1930, to September, 1931, when work was again resumed. Some 140 feet of drifting was done up to the end of the year. Work ceased on March 5, 1932. An average of 10 men was employed during the period of operation.

A total of 1,700 feet of lateral work has been done on two levels, and about 5,000 feet of diamond-drilling from surface and underground.

An average of 10 men was employed during the period of operation. W. A. Coughlin was manager.

Teck-Hughes Gold Mines, Limited

Teck-Hughes Gold Mines, Limited, has an issued capital of 4,467,144 shares of \$1 par value. The officers and directors of the company are: Albert W. Johnston, president; George C. Miller, secretary; Wm. C. Himrod, treasurer; K. P. Emmons, assistant treasurer; Robert W. Pomeroy, J. F. Thompson, Conrad E. Wettlaufer, and W. W. Reilley, directors. D. L. H. Forbes is general manager, and 794 men are employed at the mine in Teck township.

The report of the general manager for the fiscal year ending August 31, 1931, is as follows:—

During this period, 396,200 tons of ore were treated. Bullion amounting to \$5,973,120.20, or \$15.08 per ton, was recovered. The value of this bullion is the equivalent of 288,949.75 fine ounces of gold. The gross revenue was \$6,049,830.40, or \$15.27 per ton. Including the sum of \$286,322.99 charged for depreciation on buildings and fixed plant, the total operating cost was \$2,399,871.57, or \$6.06 per ton. After making a provision of \$338,367.81 for taxes, the surplus was \$3,311,591.02, out of which dividends amounting to \$2,876,786.40 were paid and \$33,884.61 was set aside as provision for extra federal income tax for 1930 due to retroactive increase in rate.

Following is an analysis of operating costs:—

	Total cost	Cost per ton of ore treated	Cost per ounce of gold produced
Development and exploration	\$465,557.89	\$1.18	\$1.611
Mining	959,866.60	2.42	3.322
Milling	450,967.01	1.14	1.561
General expense	237,157.08	.60	.820
Depreciation	286,322.99	.72	.991
Total	\$2,399,871.57	\$6.06	\$8.305

From the above it will be noted that the total cost of producing an ounce of gold was slightly reduced from \$8.342 in the previous fiscal year to \$8.305.

New construction work charged to capital account absorbed \$533,659.05, most of which was spent on surface plant and mill enlargement. The increased mill capacity became effective before the end of March, and by May 1 operation was placed on a scale of 1,300 tons per day. From May onward, construction work was principally in the nature of providing the necessary facilities for the second stage of deep mining that is planned to carry mine workings downward from the 30th to the 55th level, or 6,730-foot depth.

The sinking of South shaft was completed in October, 1930, at a depth of 3,691 feet below its collar. By the end of December, the 30th level had been connected by crosscut from Central shaft extension winze to South shaft. While proceeding with the development of the five new levels that had been started from Central shaft extension winze below the 25th level, the 29th level also was connected by crosscut to the South shaft. A three-compartment inclined winze and hoist-room were then started in the footwall of the ore zone at the 29th level, this winze being designed to serve for the development of levels at 125-foot intervals below the 30th, as well

as for safety and mine ventilation. Simultaneously with the commencement of this No. 2 or inclined winze, work on a four-compartment extension of South shaft was begun at the 29th and 30th levels, together with the necessary skip-dumping chambers, waste and ore-pass raises, airway connection to South shaft airway, and room for the large hoisting equipment designed for sinking to the 55th and then for hoisting rock in five-ton skips from main haulage levels spaced at 625-foot intervals below the 30th level.

By the end of August, the No. 2 winze had been completed to the 30th level, and sinking below the 30th was well under way; while South shaft extension and its hoisting equipment were brought to about 80 per cent. of completion, to the point of commencing shaft-sinking below the 30th level.

Classified under the usual headings the year's development work was as follows:—

	Feet
Drifting.....	11,220
Crosscutting.....	3,504.3
Raising.....	4,649.3
Winzing.....	297.5
Shaft-sinking.....	313.6
Total development.....	19,984.7

Diamond-drill exploration amounted to 11,618.8 feet. Ore produced from development amounted to 38,956 tons.

The new and old mills have now been consolidated and are operated in four units, of which the No. 4 unit is linked with the grinding and treatment equipment of the old mill. The per cent. recovery now obtained in No. 4 unit is the same as that of the other three units that are composed entirely of new mill equipment.

New ore was found on the 9th and 10th levels, which continued to yield a small tonnage of fair grade. New ore was found also on the 17th, as well as on all levels from the 19th to the 30th. The development results so far obtained on the 26th, 27th, and 28th levels have been under the average in both tonnage and grade, but all the other new levels responded well to development.

The technical estimate of the "positive ore" reserve at September 1 is as follows:—

	Tons	Gross value	Average grade
Broken ore.....	313,691	\$4,521,442.00	\$14.41
Blocked ore.....	331,693	4,694,651.00	14.15
Total.....	645,384	\$9,216,093.00	\$14.28

Toburn Gold Mines, Limited

In January, 1931, the Premier Gold Mining Company, Limited, took over the option held by the Bunker Hill Extension Mines, Limited, on the Tough-Oakes Burnside property in the township of Teck, district of Timiskaming. Under the arrangement a company called the Toburn Gold Mines, Limited, has been formed with a capitalization of 2,000,000 shares of \$1 par value. The officers and directors of the Toburn Gold Mines, Limited, are: H. A. Guess, president; G. A. Brockington, secretary-treasurer; R. F. Goodwin, M.P. Van Der Voort, Walter J. Boland, directors.

The mine was in operation throughout 1931. Development work consisted of 7,897 feet of crosscutting and 1,000 feet of drifting. The mill is being made ready for operation in August, 1932.

M. W. Hotchkin is manager, employing 60 men.

Vipond Consolidated Mines, Limited

The authorized capital of this company is \$2,500,000, divided into shares of \$1 par value, of which 2,250,000 are issued.

The officers of the company are: R. Home Smith, president; John H. Black, vice-president; J. Ingram, secretary. The directors are: John H. Black, R. Home Smith, A. Dorfman, Toronto; W. H. Stafford, Almonte, Ont.; R. T.

Shillington, Haileybury, Ont.; F. H. Hamilton, E. Turk, London, Eng. Robert E. Dye is manager.

The head office of the company is located at Suite 1206, Star Building, 80 King Street West, Toronto. The mine office is at Timmins.

The company owns 320 acres in mining claims and controls 889,612 shares of the 1,150,000 issued in the Inspiration property (3 claims), both this and the Vipond holdings proper lying in the southwest portion of the township of Tisdale, district of Cochrane. Together with these, the Vipond company has a three-quarter interest in the Ridgeley claims (6 in number), lying immediately east of the Coniaurum.

The following summary of company operations is taken from the report of the directors in the ninth annual report for the year ending July 31, 1931:—

Your mine and mill were in continuous operation during the year and produced bullion to the value of \$712,856.46, representing a recovery of \$6.64 per ton from 107,290 tons milled. The cost of production amounted to \$619,321.20, or \$5.77 per ton milled, as against \$4.80 per ton in the previous year.

The operating profit for the year under review, before allowing for depreciation and writing off other charges, amounted to \$133,896.90, as against \$385,974.35 during the previous year. The net current assets of your company, not including the shares of Huronian Mining and Finance Company, Limited, amounted to \$821,404.10, as against \$723,734.09 in the previous year.

The following is the report of the manager for the year ending July 31, 1931:—

Results of Development

During the year the main shaft was deepened from the 1,200-foot level to the 1,450-foot level in order to explore, at greater depth, areas which have proved productive at horizons above. To accomplish this, a crosscut was driven 700 feet west from the shaft and another crosscut was driven 700 feet east from the shaft at the 1,450-foot level. The object of the westerly crosscut was to reach the downward continuation of the Porcupine Crown vein and to provide a means of generally exploring the eastern contact of the Porcupine Crown porphyry at depth. The object of the easterly crosscut was to reach the No. 9 break, which was to be explored for the downward continuation of ore deposits previously found along it. Drifting is now under way northwesterly and southeasterly along No. 9 break.

At the date of writing this report, the westerly workings had reached the southerly extension of the Porcupine Crown vein system. In the easterly workings, however, the northwesterly drift heading is still 150 feet from the northern zone and the southeasterly drift heading is 100 feet from the southeastern zone on No. 9 break.

While it was hoped that the deep exploration programme could be advanced to a definite issue in time for the annual report, the necessary work could not be completed by this date. It is expected that full information on this important development work will be available at the annual meeting, November 24.

In addition to the above, work on the southern portion of the 5-8 system has encountered new ore on the 500-foot and 600-foot levels, but its importance has not as yet been determined.

Summary of Underground Operations

During the fiscal year ended July 31, 1931, the following development work was done:—

Operation	Feet	Total cost	Cost per foot
Drifting and crosscutting	10,605	\$115,902.87	\$10.93
Raising	1,208	16,465.33	13.63
Diamond-drilling	30,649	39,859.30	1.30
Shaft-sinking	252	24,380.96	96.75
	cu. ft.		
Station-cutting	8,196	2,885.49	.35

The Mill

The mill operated continuously during the year, and abbreviated statistics are as follows:—

Tons milled	107,290
Average value per ton	\$7.53
Gross value	808,128.21
Bullion recovered	712,856.46
Average running time	96.31 per cent.

PRODUCTION

From bullion produced during the year.....	\$712,856.46
From bullion produced during former years.....	5,381,728.29
Total.....	\$6,094,584.75

The above figures do not include bullion produced by the Porcupine Crown (approximately \$2,871,816) before the property was acquired by this company.

COST OF PRODUCTION

	Total cost	Cost per ton
Development.....	\$199,493.95	\$1.86
Ore extraction.....	189,170.50	1.76
Crushing, conveying, milling and refining.....	131,315.19	1.22
Shipping and marketing bullion.....	4,907.49	.05
Administrative and general expenses.....	68,166.51	.64
Insurance, municipal, and production taxes.....	26,267.56	.24
Total.....	\$619,321.20	\$5.77

The extensive development programme conducted during the year is reflected in the unit costs, which increased \$0.97 per ton from \$4.80 per ton during the previous year to \$5.77 for the year just completed.

Wright-Hargreaves Mines, Limited

Wright-Hargreaves Mines, Limited, has an authorized capital of 5,500,000 shares of no par value. The officers and directors are: Oliver Cabana, Jr., president; W. H. Wright, vice-president; Gerard F. Miller, treasurer; Edwin Lang Miller, secretary and managing director; James Y. Murdoch and Oliver G. Donaldson, directors.

M. W. Summerhayes is general manager, and 655 men are employed. The report of the general manager for the year 1931 is as follows:—

During this period 266,352 tons of ore were treated in the mill, producing bullion to the value of \$2,912,308.58. This is a recovery of \$10.93 per ton milled.

ANALYSIS OF OPERATING COSTS

	Total	Cost per ton milled
Development and exploration.....	\$531,451.35	\$1.995
Less: Excess of tons developed to tons milled.....	177,795.75	.667
Development cost.....	\$353,655.60	\$1.328
Stopping.....	543,861.14	2.041
Transporting ore (hoisting, etc.).....	233,191.74	.875
Milling charges.....	310,506.27	1.165
Marketing bullion.....	18,733.61	.070
New road construction and general surface.....	16,090.62	.060
Stock transfer and registrar charges.....	5,581.17	.020
General and undistributed charges (storehouse, maintain. misc. mine buildings, administration and management, property taxes, insurance, interest and exchange, legal expenses, miscellaneous).....	149,721.28	.562
Depreciation, plant and equipment.....	64,831.30	.243
Total.....	\$1,696,172.73	\$6.364

SUMMARY OF DEVELOPMENT AND EXPLORATION
December 31, 1931

	Drifting	Shaft-sinking	Cross-cutting	Raising	Total footage	Diamond-drilling	Excavation
	feet	feet	feet	feet		feet	cu. ft.
December 31, 1930.	79,296	5,026	18,747	3,064	106,133	48,946	55,538
Fiscal year.....	16,017	900	10,587	1,928	29,522	12,029	81,339
December 31, 1931.	95,313	6,016	29,334	4,992	135,655	60,975	136,877

PRODUCTION RECORD, 1921-1930

Year	Tons milled	Value per ton	Gross value	Recovery per ton	Bullion produced	Dividends
1921 (8 months)	36,081	\$13.96	\$503,302	\$13.00	\$468,665
1922.....	66,181	12.49	827,447	11.52	762,752	\$412,500
1923.....	79,242	10.48	830,992	9.52	754,978	206,250
1924.....	84,487	14.16	1,194,217	12.89	1,088,725	206,250
1925.....	147,939	14.49	2,148,554	12.93	1,913,401	550,000
1926.....	153,392	15.66	2,400,795	14.02	2,150,844	893,750
1927.....	209,164	11.77	2,455,460	10.51	2,151,916	1,237,500
1928.....	256,331	8.36	2,144,002	7.20	1,845,923	825,000
1929.....	188,238	10.29	1,938,552	9.25	1,741,872
1930.....	220,430	12.20	2,687,828	11.03	2,431,896
1931.....	266,352	11.73	3,124,533	10.93	2,912,308	825,000
Total.....	1,707,837	\$11.86	\$20,255,682	\$10.67	\$18,223,280	\$5,156,250

MILLING STATISTICS
January 1 to December 31, 1931

Ore milled..... tons	266,352
Average value per ton.....	\$11.73
Gross value.....	\$3,124,532.48	
Loss in tailings.....	214,696.12	
Net value recovery (mine assays).....	\$2,909,836.36	
Average tons per day milled.....	729.7	
Per cent. of possible running time.....	97.74	
Tons 100 per cent. running time.....	750	
Solution precipitated..... tons	56,122
Solution precipitated per ton of ore..... tons	2.1
Value per ton in tailings.....	\$0.80
Per cent. extraction.....	93.09	
Cyanide consumed per ton of ore (K.C.N.)..... lbs.	388
Zinc consumed per ton of ore..... ounces	995
Zinc consumed per ton of solution..... ounces	472
Lime consumed per ton of ore..... lbs.	3.19
Average value of pregnant solution.....	\$5.189	
Average h.p. consumed per day.....	1,416	
Average h.p. consumed per ton of ore.....	1.927	
Power cost per h.p. consumed.....	\$62.70	

ORE RESERVES ESTIMATE

	Tons	Grade	Value
On hand January 1, 1931.....	619,605	\$11.83	\$7,334,604
Developed in 1931.....	400,257	11.39	4,557,991
Milled in 1931.....	1,019,862	\$11.66	\$11,892,595
	266,352	11.70	3,116,044
Ore reserves December 31, 1931.....	753,510	\$11.65	\$8,776,551

ADDITIONS TO PLANT, BUILDINGS, AND EQUIPMENT, 1931

New coarse crushing plant	\$135,150
Steel headframe and ore bin No. 3 shaft	38,848
New dry and mine offices	59,173
Shops and equipment (2 compressors, auxiliary plant, etc.) ..	54,219
Mill and equipment, including pilot plant	40,725
General buildings	26,265
Hoisting equipment and buildings	21,676
Substation and equipment No. 3 shaft	4,073
General surface	15,928
Underground equipment	57,160
New Central shaft No. 4:	
Headframe	18,818
Hoist-house (temporary)	4,837
Hoist and electric equipment (temporary)	11,884
Permanent hoist-house	6,624
Substation	7,518
Total	\$502,898

Development

Developments during the year continued to be satisfactory. Some 400,000 tons of ore were developed, having an average grade of \$11.39 per ton. After deducting 266,352 tons milled, there were 134,000 tons added to our ore reserves.

Some 16,017 feet of drifting was done. Of this, 7,958 feet, or 49 per cent., was on ore. The most important feature of the development work during the year was the cutting of the "C" vein, a part of the South vein series lying south of the old South vein. This was first encountered while sinking the No. 3 shaft below the 2,700-foot horizon.

At about 2,800 feet this vein left the shaft on the south side. However, it has been picked up and developed on all the five lowest levels, producing good lengths of commercial ore on each.

Also, of equal importance, has been the cutting of commercial ore on our North vein series at the lower levels, with the exception of the 2,700-foot level. Here the crosscut happened to be at the horizon where the vein was displaced by a strike fault.

We still continue to find ore on the upper levels. Some 2,539 lineal feet of ore were developed between the 400- and the 1,375-foot levels. Also, 2,585 lineal feet were developed between the 1,500- and the 2,250-foot levels.

On the five lower levels, 1,110.5 feet were developed on the 2,400-foot level; 547.5 feet on the 2,550-foot level; 438.5 feet on the 2,700-foot level; 411 feet on the 2,850-foot level, and 326.5 feet on the 3,000-foot level.

Shaft-sinking

No. 3 shaft was deepened to 3,123 feet, or an advance of 689.5 feet during the year.

Due to the increasing scale of operations, together with the probability of carrying them to much greater depths, it was decided to sink a new Central shaft. No. 1 shaft, which now services the mine, is overcrowded, having only one small cageway, and would not now handle the increased operations.

Preliminary work on this shaft was started late in July, soon after the sinking campaign at No. 3 shaft was finished. Several buildings that were too close to the site selected for the shaft were moved and the surface at this point was levelled off. Following the completion of a permanent headframe and installation of a double-drum hoist, sinking was commenced and at the end of the year this shaft was 300.5 feet deep.

Milling

During 1930 the mill was gradually brought up to its old capacity of 700 tons per day. In 1931, with some further minor changes and the new coarse crushing plant recently installed, the mill capacity has been brought up to a maximum of 800 tons per day.

Early in the year now being reviewed, it was decided to replace the old coarse crushing plant. Excavations for this were started in May. This construction was somewhat slow as it was found necessary to build around the old plant without interfering with its continued operation. This was successfully carried out, and the new plant was put into operation November 10.

While the grade of ore treated in 1931 was 51 cents per ton less than in 1930, the actual yield per ton was only 16 cents less, showing a much improved metallurgical result in milling. It is anticipated that further improvements will be indicated by a pilot mill which is now being put into operation.

Costs

It may be noted that the development charges, after deducting the excess tons developed, amount to \$353,655.00, or \$1.32 per ton milled. Of this amount, some \$82,000.00 represents shaft-sinking, ore pockets, etc., or 31 cents per ton milled.

Milling costs during 1931 were somewhat higher, due largely to heavy replacements of obsolete equipment, as well as a great deal of delayed maintenance, all of which were absorbed into operating costs.

General

The improved prospects for a larger tonnage and greater depth developments made it necessary to figure on faster hoisting with larger skips at No. 3 shaft. To be able to do this safely and efficiently, a new steel head gear and larger hoist were necessary. The steel head gear was erected at the same time as the new coarse crushing plant and forms an integral part of the same, including a 450-ton ore bin ahead of the crushers.

A further improvement at the mine was the building of a modern dry and mines office building. This was put into service December 1.

GRAPHITE

Black Donald Graphite Company, Limited

Owing to adverse market conditions this company has accumulated considerable stocks of the various grades of graphite. Because of this surplus stock, the mine only operated from January to April, 1931. During this period 596 tons of ore were mined and 924 tons were milled.

The pumps have continued to work and the mine is being kept in condition for resumption of operations at any time ore is required.

R. F. Bunting, Calabogie, is manager. R.A. Telfer, Calabogie, is secretary of the company.

GYPSUM

Canadian Gypsum Company, Limited

The Canadian Gypsum Company, Limited, has a capitalization of \$300,000, in shares of \$1 par value. The officers and directors of the company are: S. L. Avery, president; R. G. Bear, secretary-treasurer; O. M. Knode, C. F. Henning, and J. E. MacLeish, all of Chicago, directors. The head office is at 1221 Bay Street, Toronto. The head office officials are: B. S. Barns, agent and comptroller, and F. B. Gibbs, manager.

The company operates a gypsum mine between Willow Grove and Hagersville, in Oneida township, Haldimand county. The plant, which was erected during 1931, consists of a rock reduction mill and gypsum wall board and block manufacturing buildings. During the erection of the plant about 150 men were employed on construction work.

Production commenced in October, 1931, and during the balance of the year 2,430 tons of gypsum were mined and converted into finished products. The three-entry room-and-pillar system of mining is used.

W. E. Allen is superintendent of the plant, and 45 men are employed. The plant office address is Hespeler, Ont. The company also operates a quarry at Guelph, and one at Windsor, N.S.

Gypsum, Lime and Alabastine, Canada, Limited

The Gypsum, Lime and Alabastine, Canada, Limited, operated the mines and mills at Caledonia, Seneca township, and Lythmore, Oneida township, Haldimand county, during the entire year. L. V. Robinson is general superintendent. The head office is at Paris, Ont.

At Caledonia 48,606 tons of rock were hoisted. J. D. Kerr was superintendent, employing an average of 43 men.

At Lythmore the three-entry room-and-pillar system was continued. There were mined 9,540 tons of rock. Joseph Mark was superintendent, employing an average of 32 men.

In addition to the Caledonia and Lythmore mines, the company operates gypsum plants at Montreal, Winnipeg, Vancouver, and Calgary.

Lime plants are situated at Beachville, Elora, Hespeler, Milton, Limehouse, and Puslinch, Ont., and at St. Mark and Joliette, Que.

Quarries are operated at Mabou, N.S., Gypsumville, Man., and Salmon River, B.C. The alabastine plant is at Paris, Ont.

LEAD

Kingdon Mining, Smelting and Manufacturing Company, Limited

This company operated its lead mine near Galetta, in Fitzroy township, Carleton county, for four and a half months during 1931. All work ceased on May 15.

During this period of operation a total of 17,251 tons of ore was hoisted, all of which was obtained from stopes on the 1,400-foot level. No underground development work was undertaken. The smelter was operated intermittently until the suspension of operations.

An average of 74 men was employed, distributed as follows: underground, 55; mill, 8; smelter, 5; and surface, 6. R. R. Rose was mine superintendent, and J. U. MacEwan was smelter superintendent.

LEAD AND ZINC

Lake Geneva Mining Company, Limited

During 1931 the Lake Geneva Mining Company, Limited, erected a 100-ton mill on its property in Hess township, district of Sudbury, thus completing the option agreement between this company and the original owners. Neither the mine nor the mill was operated during the year.

The officers and directors are: J. J. McFadden, president; T. W. Lawson, vice-president; N. A. Timmins, J. H. Collins, and G. L. Babson, directors; W. L. Paterson, secretary-treasurer. The head office is at 1108 Dominion Square Building, Montreal.

LIGNITE

Ontario Department of Mines

The Department of Mines continued the development of the Onakawana lignite field in the Moose River basin during the year 1931.

A two-compartment shaft was sunk to a depth of 150 feet and small stations were cut, one at the 100-foot level and one 4 feet from the bottom of the seam. On the 100-foot level drifts were run 254 feet south and 325 feet northeast. Drifting on the bottom level extended 308 feet southwest and 389 feet northwest. About 1,200 tons of lignite were hoisted.

Large-sized samples for commercial tests were taken, and 120 tons were packed in air-tight steel barrels and shipped to Germany under the direction of the Ontario Research Foundation. Cyril Tasker, fuel technician, of the

Foundation staff, supervised the beneficiation tests that were made on these samples in Germany and Czecho-Slovakia.

Operations at the mine were under the direction of W. F. Fancy. About 20 men were employed.

NICKEL AND COPPER

Falconbridge Nickel Mines, Limited

The officers and directors of this company are: Thayer Lindsley, president; Halstead Lindsley and J. Gordon Hardy, vice-presidents; N. F. Parkinson, secretary-treasurer; W. S. Morlock, director. The authorized capital is 5,000,000 shares of no par value. The head office is at 100 Adelaide Street West, Toronto.

The following information is extracted from the annual report of the company covering the year ending December 31, 1931.

Mine Development

Combined development footages completed on all levels during the period under review are distributed as follows:—

Drifting and crosscutting, including slashing	feet	993
Raising	feet	257
Box-holes		41
Station-cutting	cu. ft.	3,112

Of the total 993 feet of drifting and crosscutting recorded, 520 feet was driven west along the ore zone on the 350-foot horizon. This work indicated quite good widths of ore, particularly in the area opened up by the final 250 feet of drifting. The grade was found to be somewhat better than the average mine run, over an approximate average width of 40 feet.

Since our ore reserves are ample, 1931 development work was strictly limited and mainly consisted of the westerly extension of the 350-foot level. Here a new ore shoot is in the making, outside of the 1930 limits, of more than average grade and of good width. Within the above 1930 limits, however, a large amount of opening up was performed, the principal items being: a communication raise from the 1,000-foot level (present bottom of the mine) taken up to the 750-foot level, where connection was made with the main shaft; a station put in hand on the 500-foot level; and an incline shaft started from surface through which to pass gravel for slope-filling.

Diamond-drilling

The total diamond-drilling footage amounted to 3,154 feet, of which 2,114 feet was test-drilling for the purpose of defining ore widths throughout the working area. The balance of 1,040 feet was drilled north across the ore body from the 500- and 750-foot stations in order to determine ore widths between our present working levels. A cross-section of this drilling shows an average width of 31 feet between the 350- and 1,000-foot levels, the grade of same approximating average mine run.

Ore Reserves

It having become apparent that considerable disseminated ore would enter the profitable column provided that a concentrator was available, our reserves were recast accordingly. In these figures, all the ground embraced in last year's estimate was included, plus new tonnage developed during 1931 on the west end of our workings, amounting to 263,626 tons, and less the ore extracted during 1931. The figures as of December 31, 1931, then, are 2,725,382 tons, averaging 2.31 per cent. nickel and 0.94 per cent. copper.

Mining

The following table sets forth the result of mining activities during the year:—

	Tons
Balance broken ore in stopes, December 31, 1930	64,074
Broken during 1931	194,054
Total	258,128
Less: hoisted during 1931	133,721
Broken ore reserves, December 31, 1931	124,407

The ore production of 133,721 tons was maintained from within the limits of the blocks shown in 1930 work to the extent of 35 per cent. from above the 225-foot level, 44 per cent. from the stopes above the 350-foot level, and 16 per cent. from the 1,000-foot level stopes. The remaining 5 per cent. came from development outside those limits, largely from the 350 west driftage. The grade was held at 2.453 per cent. nickel and 1.007 per cent. copper, after picking out 17.8 per cent. of high-silica material uneconomical for direct smelting, but which is stockpiled for mill feed when we install a concentrator.

Smelting

We suffer in continuity of operation at the smelter by its being a one-unit plant and having to shut down when necessary repairs have to be made to the blast furnace. Lost time in this connection was exceeded by breakdown of our converter-blowing equipment, so that in all the plant lost practically a month out of the year. Pressing production beyond normal capacity when operating won some of this back, and 109,520 tons were smelted at an average rate of 326 tons per operating day. There was a gradual improvement in operating results during the year, and it is believed that the limits for the present equipment have now been reached, both as to capacity and costs.

The smelter was in operation a total of 336 days, or 91.34 per cent. of the total possible operating time. Results tabulate as follows:—

	Nickel	Copper
Metals recovered..... tons	2,569.4	1,033.5
Metals per ton in ore..... lbs.	49.06	20.15
Metals recovered per ton ore..... lbs.	46.23	18.64
Metallurgical losses..... lbs.	2.83	1.51

Of the total of 4,363.2 short tons of matte produced, 4,276.8 tons were shipped to your company's refinery at Kristiansand, Norway.

During 1931 an average of 246 men was employed, of whom 72 were employed underground.

Ernest Craig is superintendent; J. R. Gill, smelter superintendent; and R. Oliver, mine engineer.

International Nickel Company of Canada, Limited

The officers of this company are: Charles Hayden, chairman of the board; Robert C. Stanley, president; John F. Thompson, vice-president; Paul D. Merica and John C. Nicholls, assistants to the president; James L. Ashley, secretary-treasurer.

The directors whose term expires in 1932 are: E. W. Beatty, Montreal, Que.; John P. Bickell, Toronto; Wm. E. Corey and Wm. N. Cromwell, New York; D. Owen Evans, Sir Harry McGowan, Rt. Hon. Lord Melchett, and Robert L. Mond, London, England; Wm. J. Hutchinson and Seward Prosser, Englewood, N.J.; Wm. W. Mein, San Francisco, Cal.; Thomas Morrison and Grant B. Shipley, Pittsburgh, Pa.

The directors whose term expires in 1933 are: J. W. McConnell, Montreal, Que.; Britton Osler, Toronto; J. A. Richardson, Winnipeg, Man.; Rt. Hon. Lord Weir, Glasgow, Scotland; James L. Ashley, John F. Dulles, Charles Hayden, Robert C. Stanley, Andrew V. Stout, John F. Thompson, New York, N.Y.; Wm. T. Graham, Greenwich, Conn., Reg. Halladay, Cresskill, N.J.

This company and subsidiary companies operate hydro-electric power plants at High Falls, Big Eddy, Wabageshik, and Nairn Falls, Ont.; nickel-copper mines in Sudbury district, Ont.; smelters at Copper Cliff and Coniston, Ont.; refineries at Port Colborne, Ont., Acton, London, England, and Clydach, Wales; rolling mills at Birmingham, England, and Huntington, W.Va.; a colliery at Pontardawe, Wales; and a foundry at Bayonne, N.J. The general offices of the mining and smelting division are at Copper Cliff, Ont.

The following information is extracted from the annual report of the company covering the calendar and fiscal year ending December 31, 1931:—

General

This report covers the second full year of world-wide industrial depression in which consumption of metals again fell below the levels of the preceding year and in which the prices of copper and platinum continued to fall.

After what appeared to be an auspicious start in 1931 the pace of industry slackened, and the demand for your company's products fell off in practically every field of their industrial application. This situation made 1931 a most difficult year for your management, calling for drastic curtailment on the one hand and increased efforts to develop outlets for the company's products on the other.

The company's output of nickel was curtailed to about 31 per cent. of total capacity and in common with other large producers of copper and platinum sought to curtail output in order to remedy the ills of overproduction. Efforts to develop markets for nickel, Monel metal, and the platinum metals, and to find new uses for them, were, however, actively continued during 1931 through various marketing departments.

Plant construction, which has been under way for several years in connection with the development of the Frood mine, was completed during the year, thus providing the company with adequate, modern, and economical facilities for all operations from mining ore to shipping finished metal.

Sales

Sales of nickel in all forms, including nickel in alloys, amounted to 55,739,047 pounds, compared with 75,284,352 pounds in 1930, a decrease of 26 per cent. The world's consumption of nickel in all forms aggregated 73,000,000 pounds, compared with 88,000,000 pounds in 1930 and 136,000,000 pounds in 1929.

Your company's nickel sales were as follows: Nickel in refinery products of Port Colborne and Clydach amounted to 42,096,126 pounds, compared with 56,934,612 pounds in 1930, a decrease of 26 per cent. Nickel in products of the rolling mills at Birmingham and Huntingdon, and of the foundry at Bayonne, totalled 13,642,921 pounds, as compared with 18,349,740 pounds, a decrease of 26 per cent.

Sales of Monel metal, a product made direct from Creighton ore, totalled 13,158,745 pounds, compared with 18,961,706 pounds in 1930, a decrease of 31 per cent.; and sales of rolled nickel, 4,084,084 pounds, were off 10 per cent.

As between the two refineries, export sales of nickel from Port Colborne, other than to the United States (U.S. sales being off 33 per cent.) were off 21 per cent. from the figures of 1930; and sales of nickel by the Mond Nickel Company, Limited, from Clydach, decreased 16 per cent. from the previous year.

Copper sales, inclusive of copper in sulphate produced in Wales, decreased from 109,743,747 pounds to 96,919,677 pounds, or 12 per cent.

Gold sales were 23,384 ounces; silver sales, 822,983 ounces; and sales of platinum metals, 51,585 ounces.

Ore Reserves

Proven ore reserves as at December 31, 1931, aggregated 205,606,715 tons. The allocation of the reserves to the developed mines appears in prior reports. As part of the general curtailment programme, development and exploration work in all mines was reduced to a minimum. In view of the great tonnage of proven ore your management does not deem it necessary, during the period of curtailment, to continue extensive exploratory work for the purpose of adding substantially to the reserves. During the year, 670,489 tons of additional ore were added to the reserves in the ordinary course of mining operations.

Outlook

At the present time world industry as a whole, and especially that of the principal industrial nations of Europe, is in a state of uncertainty and insecurity. Great Britain's departure from the gold standard, followed by numerous other countries, has had an effect on the flow of distribution as well as on the prices of commodities. There is an absence of confidence, and credit facilities are not readily available for international trade. It is, therefore, obvious that a revival of general business depends on the return of more normal conditions.

As to your company's prospects, comparison with the past may aid in envisaging the future. Notwithstanding the severity of the present world-wide depression your company has been affected less adversely during this period than during the industrial collapse of 1921. Whereas in 1921 a substantial deficit was incurred, the past year shows earnings, after all charges, amounting to more than two and a half times preferred dividend requirements; and dividends were continued on the common stock throughout the year.

The company's markets for its products are now primarily industrial in character. Sales of nickel in all forms during 1931 were largely in excess of similar sales in 1921, showing an increase of 104 per cent. This comparison is significant in that it clearly indicates that the consumption

of nickel is increasing more rapidly than that of most other metals. This satisfactory increase in sales is to be attributed not only to the recognized value of nickel but to the fact that for the past ten years technical research and development have been employed on a progressive scale to demonstrate its worth and to extend its uses.

During the past decade the company has become an integrated and essential part of modern industry and therefore must benefit from any improvement in world conditions.

The markets for copper, the platinum metals, and silver, important products of the company, have been badly disrupted since 1929. The results are that prices have been abnormally low and that the company's earnings have been greatly reduced. Curtailment of output by both copper and platinum producers should in time make for stability and better prices in these industries, and your company will benefit accordingly.

All of your mines and plants, including new units recently completed, are in excellent condition, having ample capacity, economical processes, and experienced operating organizations. It is highly improbable that further extraordinary capital expenditures will be required for some time to come, and consequently your treasury will not be called upon to meet large cash outlays such as have been faced in recent years.

Forecasts of any character made at this time may prove entirely misleading; nevertheless your management will continue an aggressive sales and development policy and believes that in due course industry will emerge from the present depression and that the company's future will parallel the progress made in the years following the somewhat similar conditions which existed in 1921.

ONTARIO OPERATIONS

Hydro-Electric and Metallurgical Plants

Hydro-Electric Plants.—Your company's four stations located at Big Eddy, High Falls, Wabageshik, and Nairn Falls operated satisfactorily, and no additional installations were made during 1931. Owing to reduced operations at the Coniston smelter and the Garson mine, the Nairn Falls plant was shut down in October.

A transformer station to receive power from the Hydro-Electric Power Commission of Ontario was installed during the year and is now in successful operation in parallel with the company's own power system. The power supplied by the Commission (maximum 16,000 horse-power) now comes from Island Falls but eventually will be transmitted from Abitibi canyon. Advantage has been taken of surplus electric power for heating purposes, and approximately 3,000 k.w. are now consumed at Copper Cliff and Coniston, thus economizing in consumption of fuel.

Copper Cliff Concentrator.—This plant was operated at a rate of 120,000 tons monthly (capacity 240,000 tons) from January to August and 83,000 tons monthly for the remainder of the year. Gratifying progress was made, notwithstanding that the mill operated at somewhat less than 50 per cent. of capacity. All equipment in service has proved to be satisfactory, equalling or exceeding expected capacity. Experimental work aimed at possible further improvement in metallurgy is being actively prosecuted.

Copper Cliff Smelter.—The concentrator and smelter treated 1,347,722 tons of ore and produced 72,747 tons of bessemer matte and 22,013 tons of blister copper.

Notwithstanding greatly curtailed operations, costs were low, as the new smelter equipment proved satisfactory in all particulars. It is now evident that the change from blast furnace practice to reverberatory smelting is effecting even greater economies than were anticipated. The roasters are exceeding estimated capacity, and the Cottrell plant is showing more than guaranteed efficiency. The coal-pulverizing plant is operating splendidly and costs are excellent, as is also the ratio of fuel used to tons of ore smelted.

The Orford process plant now completed is ready for operation. This new plant at Copper Cliff embodies many improvements over the former installation at Port Colborne, and lower costs are to be expected.

Coniston Smelter.—Operations at this plant were greatly curtailed, only two of its four blast furnaces running from January to September and one blast furnace and the sintering plant for the balance of the year. There was no construction required at this plant in 1931. During the year 427,717 tons of ore were smelted and 23,163 tons of bessemer matte produced.

Port Colborne Refinery.—During 1931 there were produced 31,877,840 pounds of nickel, excluding sulphide for the Clydach refinery, as compared with 61,704,271 pounds in 1930. There were also produced 28,688 tons of blister copper, compared with 59,503 tons in 1930.

Operations at this plant were greatly curtailed, and during the latter months of the year only two of the nine electrolytic nickel circuits were running. Aside from the installation of two Mond reducing furnaces and one electric steam boiler, to take advantage of surplus electric power, there were no installations or construction required during the year.

The copper converters were closed down in August and the cupolas in November preparatory to transferring the Orford separation process to the new plant at Copper Cliff, now completed.

Ontario Refining Company, Limited (Associated Company).—During the first six months of the year odds and ends of construction were completed with a small force. In the main, the task for 1931 was to select and consolidate an organization to conduct operations economically.

Results obtained from the standpoint of operating costs were very satisfactory, considering the fact that the refinery was operated at approximately 50 per cent. capacity for the year. When the necessity for curtailment arose working hours were reduced and employees put on a part-time basis, thus distributing the work in such a way as to retain key-men for all departments. Research work has been conducted on all problems of importance.

Mines

During 1931 there was mined a total of 1,580,355 tons of ore, made up as follows: Frood mine, 1,068,978 tons; Creighton mine, 301,394 tons; Garson mine, 209,983 tons.

All mine efficiencies show decided improvement as evidenced by the "tons hoisted per man mining." This figure was 3.12 in 1930 and averaged 4.44 from April to December in 1931.

Frood Mine.—Frood development and exploration work was reduced to a minimum in keeping with general curtailment. During 1931 shafts, drifts, crosscuts, raises, winzes, and box-holes advanced 12,074 feet, making the total workings in this mine 127,178 feet or 24 miles. There are now 61 stopes, each prepared to yield an estimated production of 150 tons of ore per day.

Stoping operations were confined to the 2,400-, 2,600-, and 2,800-foot levels. The greater part of the ore is at present being mined by the square set-and-fill method, and the remainder by the horizontal cut-and-fill method. A new level was opened up at the 2,950-foot horizon.

No. 1 shaft, which extends from the surface to 15 feet below the 3,100-foot level, has been utilized as a ventilation and emergency escapement shaft. During the year the work of concreting and equipping it was actively prosecuted and was completed early in 1932. The surface plant was fireproofed; and two ventilating fan units, each capable of handling 220,000 cubic feet of air per minute, were installed at the top of the shaft.

No. 4 shaft, which extends from the surface to a depth of 3,345 feet, was equipped with a new headframe, surface plant, and rock-house. The shaft itself is being reconditioned for high-speed skip-hoisting. Included in this work is the retimbering of the shaft from the surface to the 2,000-foot level, of which about 1,500 feet was completed by the end of the year. It is expected that it will be ready for operation by June, 1932.

No. 5 shaft, started in 1930, was completed and put in operation during the year. It is a three-compartment internal shaft, inclined at 65 degrees, and extends from the 2,600-foot level to 77 feet below the 3,100-foot level. This shaft is near No. 4 shaft and is used for development purposes below the 2,800-foot level.

H. J. Mutz became mine superintendent in November in place of R. D. Parker, who was promoted to be superintendent of mines following the resignation of Oliver Hall.

Creighton Mine.—Early in the year two series of fill-supply raises, started in 1930, were completed. One series extends from the surface to the 23rd level, adjacent to No. 3 shaft, and the other extends from the 23rd level to the 40th level, adjacent to No. 4 shaft, which is an internal shaft. The necessity for these has been due to the growing demand for fill, created by the adoption of square set-and-fill and horizontal cut-and-fill methods in place of shrinkage stoping methods in some sections of the mine. Waste rock from development is inadequate for this purpose.

The waste rock required for fill at the Frood mine, in excess of that obtained there from current development work, is supplied by the Creighton mine. This

is obtained from old shrinkage stopes where the hanging wall has caved and from the surface open pit, which had been used in former years as a waste dump for the mine.

The production of ore during 1931 came principally from stopes located in the north and west ore bodies between the 23rd level and the 40th level.

S. J. Kidder is mine superintendent.

Garson Mine.—During 1931 development work was confined principally to the bottom, or 1,400-foot level. The inclined escapement shaft was extended from the 1,200-foot to the 1,400-foot level. All waste rock produced is returned to the mine to fill the empty stopes between the surface and the 600-foot level. Stopes were operated on the 800-, 1,000-, and 1,200-foot levels. Shrinkage stoping methods are used exclusively.

W. J. Mumford is mine superintendent.

An average of 3,374 men was employed, exclusive of contract construction, in the Sudbury area during 1931, distributed as follows: Creighton, 348; Frood, 1,386; Garson, 224; Levack, 19; Copper Cliff, 1,100; and Coniston, 297. In addition, an average of 476 men was employed in contract construction.

John L. Agnew, vice-president, died in July and was succeeded by J. F. Thompson, formerly assistant to the president. J. C. Nicholls, formerly general manager, was promoted to assistant to the president; and Donald MacAskill became general manager.

RADIUM

International Radium and Resources, Limited

This company owns 500 acres in the township of Cardiff, county of Haliburton. The plant is about 3 miles from Wilberforce station and half a mile from a siding 2 miles east of Wilberforce. The officers and directors are: Dr. W. P. St. Charles, president; W. H. Wright, vice-president; R. O. Petman, secretary-treasurer; P. T. Allbutt, assistant secretary; J. M. Aitken, S. H. Brown, H. R. Johns, and J. A. McAndrew, directors. The head office is at 57 Bloor Street West, Toronto. The capitalization is 500,000 shares of no par value, of which 27,550 have been issued.

The development work for 1931 consisted of the following: shaft-sinking, 50 feet; drifting, 375 feet; crosscutting, 500 feet; raising, 200 feet. About 1,500 tons of stoping was accomplished.

The plant consists of two return tubular boilers, 150 h.p. each; a Corliss engine; and an Ingersoll-Rand compressor, steam-driven, capacity 1,000 cubic feet per minute. The mill has a capacity of 50 tons.

Murray Kennedy is manager, employing an average of 25 men.

SILVER

Arthur Brocklebank

Arthur Brocklebank continued to operate the Kerr Lake mine in Coleman township, district of Timiskaming, under lease, during 1931.

There were shipped to the Deloro smelter 138 tons of cobalt ore, having a value of \$12,138.83, and 72 tons of silver ore, having a value of \$36,433.60.

Richard Bunclark

The Penn-Canadian mine in Coleman township, district of Timiskaming, was leased to Richard Bunclark. A small shipment of ore yielded values of \$78 in silver and \$150 in cobalt.

Cain and Taylor

The Beaver mine in Coleman township, district of Timiskaming, was operated throughout 1931 by the owners, C. E. Cain and W. D. Taylor.

Ore having values of \$24,139 in silver and \$1,260 in cobalt was shipped. An average of 15 men was employed.

Castle-Trethewey Mines, Limited

Castle-Trethewey Mines, Limited, has a capital of \$2,000,000 in shares of \$1 par value. The board of directors comprises: J. P. Bickell, president; J. B. Tudhope, vice-president; Balmer Neilly, secretary-treasurer; W. J. Sheppard, S. R. Wickett, and D. H. McDougall, directors. The executive offices are in the Standard Bank Building, Toronto.

The property is in Haultain township, district of Timiskaming. Angus D. Campbell was manager until the cessation of operations in May, 1931.

The following is taken from the report of the president to the shareholders on May 14, 1932:—

In conformity with the board's policy, as set forth in the last year's annual report, the company's mill ceased operations on April 23, 1931, and by May 15 following, the plant was in the hands of a caretaker.

The interest and dividends from investments, added to the value of the silver obtained in the cleaning-up operations, covered all costs of operation and left a surplus of \$27,310.27.

There has been little or no change in the silver situation since the date of our last report. Many proposals have been advanced suggesting ways and means of stabilizing prices above present levels, but there seems to be little unanimity of thought, and for all practical purposes no progress has been made.

Appropriations from surplus have been made, sufficient to enable us to include the value of our securities under current assets and at market or less. The company's position is strong, and the cost of maintenance is at a minimum.

Chitty and Pinnington

The Silver Leaf mine in Coleman township, district of Timiskaming, was leased to F. L. Chitty and E. Pinnington.

All work was done by the lessees. Ore and bullion having a value of \$1,615 were shipped.

J. M. C. Dunlop

Cobalt Contact Mine

The Cobalt Contact mine in Coleman township, district of Timiskaming, was operated under lease by J. M. C. Dunlop for three months during 1931.

From a shipment of two tons of concentrates, values of \$341 in silver and \$921 in cobalt were obtained. An average of 4 men was employed.

Nova Scotia Mine

J. M. C. Dunlop operated the Nova Scotia mine in Coleman township, district of Timiskaming, under lease, from April to the end of the year 1931. An average of 6 men was employed.

Ore having values of \$160 in silver and \$7,488 in cobalt was shipped to Deloro.

L. G. Giffen

The Pittsburgh Lorrain mine in South Lorrain township, district of Timiskaming, was leased to L. G. Giffen during 1931. The mine was dewatered, but no development work was done.

A shipment of 9 tons of ore from the dump yielded a value of \$1,294.40 in cobalt.

D. L. Jemmett, Limited

D. L. Jemmett, Limited, operated the Agaunico mine in Bucke township, district of Timiskaming, during the first half of the year 1931.

There were shipped to Hamburg, Germany, 768,627 pounds of concentrates and ore, which gave a value of \$43,849 in cobalt.

Mark Little was manager.

Keeley Silver Mines, Limited

Keeley Silver Mines, Limited, has a capital of 2,000,000 shares of \$1 par value.

The officers and directors of the company are: R. Home Smith, president; W. H. Stafford, vice-president; J. Ingram, secretary-treasurer; A. Dorfman, managing director; F. H. Hamilton, John H. Black, R. T. Shillington, and E. Turk, directors. The head office is at Silver Centre.

Operations at the mine in South Lorrain township, district of Timiskaming, ceased in October, 1931.

During the 10 months of operation, development work consisted of 1,111 feet of drifting and crosscutting and 289 feet of raising. There were 12,032 tons of ore hoisted and 12,152 tons milled.

Production was as follows:—

	Pounds, net	Silver, ounces	Cobalt, ounces
Picked ore.....	473,469	46,054.09	55,101
Concentrates.....	998,640	58,754.59	110,541
Total.....	1,472,109	104,808.68	165,642

The cost of production was as follows:—

Development.....	\$25,965.04
Ore extraction.....	56,487.36
Ore sorting.....	604.27
Milling.....	17,302.99
Shipping and marketing.....	4,214.82
Administration and maintenance.....	24,644.60
Head office expense.....	18,008.67
Corporate expense.....	14,878.86
Total.....	\$162,106.61

W. J. Dobbins was manager, and 70 men were employed.

W. E. McCready

The Aladdin mine in Coleman township, district of Timiskaming, was leased to W. E. McCready in 1931.

Seven tons of ore from the old dump were shipped to Deloro and produced 1,809 pounds of cobalt, having a value of \$922.

McKinley Mines Securities Company, Limited

The McKinley-Darragh-Savage mine in Coleman township, district of Timiskaming, was leased to the McKinley Mines Securities Company, Limited.

Cobalt ore picked from waste rock dumps was shipped to Deloro and yielded a value of \$350 in cobalt.

George Martin

The Crown Reserve mine in Coleman township, district of Timiskaming, was operated under lease by George Martin during 1931.

Ore shipped to the Deloro smelter produced values of \$2,386 in silver and \$218 in cobalt.

Mining Corporation of Canada, Limited

The Mining Corporation of Canada, Limited, has an issued capital of \$8,300,250 in shares of \$5 par value. The officers and directors of the company are: J. P. Watson, president; E. H. Rose and G. M. Clark, vice-presidents; G. C. Ames, secretary-treasurer; A. B. Stodart, J. G. Watson, and C. E. Trafford, directors. M. F. Fairlie is managing engineer. The head office is at 350 Bay Street, Toronto.

The average number of men employed during the year was 230 at Cobalt and South Lorrain, and about 55 men at the Ashley in Bannockburn township.

The following is taken from the president's report to the shareholders for the year ending December 31, 1931.

Cobalt and South Lorrain

The total production of silver in 1931 from both Cobalt and South Lorrain amounted to 1,053,737 ounces. The production of cobalt was 1,260,424 pounds. Production of silver is still continuing on a profitable scale. The average price of silver continued low, but owing to the high production of cobalt ore, operating profit during the year was the highest since 1927. The favourable contract which the company had for the sale of cobalt terminated on the 31st of December, and operations at Cobalt and South Lorrain are restricted to the extraction of high-grade silver and salvaging operations.

Hudson Bay Mining and Smelting Company

This company operated throughout the year at a small profit in spite of low metal prices.

Base Metals Mining Corporation

This property remains closed pending improvement in metal prices.

Queмонт Mining Corporation

As previously reported, this company acquired, in November, 1930, a 7½ per cent. interest in the Ashley-Garvey Gold property, now incorporated in the Ashley Gold Mining Corporation, upon payment of the sum of \$25,000, and it also exercised its option on part of the treasury stock under option to the Mining Corporation of Canada to the extent of an additional \$25,000.

Mincor Exploration and Development Company

Nothing of importance occurred in connection with this company during the year.

Ashley Gold Mining Corporation

Developments on this property have continued to be so favourable that it has been decided to bring the mine into production as quickly as possible by the erection of a mill with a capacity of 150 tons of ore per day, and a large part of the material is now on the property. It is expected that the plant will be in production towards the end of the year.

A road in to the company's properties is being built and should be completed in August. Under the contract with the Northern Ontario Power Company, it is expected that the power transmission line and transformer station will be completed by the 1st of March, when operations and developments on the properties will be considerably speeded up, as many more machines can be operated.

Normetal Mining Corporation

Since the issue of the quarterly report on the 15th of January, 16,588 additional shares of Abana Mines, Limited, have been exchanged for shares of Normetal Mining Corporation, making a total so exchanged, as of this date, 2,536,563 shares, or 78 per cent. of Abana Mines, Limited.

Pascalis Township, Quebec

Further exploration work on the corporation's interests in this area will be conducted during the year.

The following is from the report of the managing engineer for the year ended December 31, 1931:—

The corporation has faced, throughout the year, chaotic conditions in the world's metal markets, such as have never before been experienced, but in this critical period it has been fortunate in having a wide diversity in its mining interests.

As a result it was possible to operate the silver-cobalt properties at Cobalt and South Lorrain at a very satisfactory profit, though complete curtailment of work was in effect throughout the year at its lead-zinc and copper-zinc properties. Also during this period it was possible to take advantage of low commodity prices, and development work was rushed on the Ashley Gold property with the object of bringing it into production during 1932.

Production figures for silver and cobalt metal are given in the accompanying table. Silver production of 1,053,727 ounces shows a slight increase over that of the previous year, which was 964,189 ounces. A very marked increase in cobalt production was achieved, the 1931 figure of 1,260,424 pounds comparing with 361,038 pounds for 1930.

PRODUCTION OF SILVER AND COBALT, 1931

	Ore and concentrates	Silver	Cobalt metal
	tons	ounces	pounds
Cobalt properties.....	3,691	733,425	709,651
South Lorrain properties.....	2,494	320,302	550,773
Total.....	6,185	1,053,727	1,260,424

The table below gives the production of silver by years from the mines of the corporation. The aggregate amounted to 49,019,150 ounces at December 31, 1931.

TOTAL PRODUCTION IN OUNCES FINE SILVER TO DECEMBER 31, 1931

	Cobalt mines	South Lorrain mines	Total
Prior to 1908.....	118,616		118,616
Year ended December 31, 1908.....	633,516		633,516
“ “ “ 1909.....	442,254		442,254
“ “ “ 1910.....	471,965		471,965
“ “ “ 1911.....	1,777,002		1,777,002
“ “ “ 1912.....	2,827,826		2,827,826
“ “ “ 1913.....	3,784,718		3,784,718
January 1, 1914, to March 31, 1914.....	866,622		866,622
April 1, 1914, to December 31, 1914.....	3,185,124		3,185,124
Year ended December 31, 1915.....	4,563,956		4,563,956
“ “ “ 1916.....	4,457,441		4,457,441
“ “ “ 1917.....	4,485,542		4,485,542
“ “ “ 1918.....	1,708,252		1,708,252
“ “ “ 1919.....	1,230,653		1,230,653
“ “ “ 1920.....	1,664,018		1,664,018
“ “ “ 1921.....	1,226,717		1,226,717
“ “ “ 1922.....	1,462,269		1,462,269
“ “ “ 1923.....	727,115	1,333,334	2,060,449
“ “ “ 1924.....	851,280	521,878	1,373,158
“ “ “ 1925.....	898,008	1,134,097	2,032,105
“ “ “ 1926.....	1,105,456	1,104,597	2,210,053
“ “ “ 1927.....	1,217,180	902,591	2,119,771
“ “ “ 1928.....	918,266	395,692	1,313,958
“ “ “ 1929.....	970,954	14,295	985,249
“ “ “ 1930.....	559,286	404,903	964,189
“ “ “ 1931.....	733,425	320,302	1,053,727
Total.....	42,887,461	6,131,689	49,019,150

Mining Operations

Cobalt and South Lorrain.—The mining and milling methods which had been inaugurated the previous year to meet lower metal prices were continued throughout 1931 with success. Unusually narrow stope widths were attained in mining, and dilution with unprofitable ore was avoided. Simple and inexpensive concentration of the ore was effected by handsorting of the coarser sizes and jiggling and tabling of the finer sizes. Exploration work was cut to a minimum at both properties, but development of known ore bodies was successful, and unexpected tonnages of both silver and cobalt ore resulted.

The long-term contract for cobalt ore expired December 31, 1931, and cannot be renewed on terms as favourable. As a result, mining operations at South Lorrain have been discontinued. At Cobalt there still remains a limited tonnage of high-grade silver ore, which will be extracted as quickly as possible. It is anticipated that profitable operations can be maintained for several months.

Ashley Gold Mining Corporation, Limited.—The property of the Ashley Gold Mining Corporation, Limited, has been under aggressive development throughout the year. A snow road was established from Elk Lake to the property, a distance of 48 miles, and hauling of mining equipment and supplies began in February and was completed in March. A steam-driven compressor plant with five-drill capacity was installed, along with necessary camp facilities for 85 men. Sinking of a three-compartment inclined shaft in the footwall of the Ashley vein was started in March. This shaft was completed to a depth of 500 feet, and more than 1,200 feet of crosscutting and drifting was accomplished on four levels before the end of the year.

The results of this development work have been highly satisfactory on each of the four levels so far opened. Unfortunately, lack of time prevented extensive lateral development, with the result that it has not yet been possible to verify the diamond-drill results for more than 360 feet on any one level, though diamond-drilling had previously proved the continuation of the Ashley vein for more than 1,200 feet in length and with commercial gold values continuing at both the north and south ends. However, it may be stated that the development work so far accomplished has more than verified the diamond-drill results in the same horizon as to widths and assays.

The future development will be greatly facilitated when electrical power is available about March 1. Unfortunately, delay was occasioned by unusual scarcity of snow, which prevented hauling of heavy equipment. Additional electrically driven compressors will permit the use of 10 to 12 underground drills.

Milling tests on the Ashley ore have proven it readily amenable to straight cyanidation, and good extraction as well as low consumption of chemicals is assured. Plans for such a plant, of

150 tons daily capacity, were completed before the end of the year and following the favourable development results at depth. Approval of these plans was given by the directors in January, 1932, and at the date of this report all equipment has been ordered and much of it will be delivered over snow roads. Construction will begin in the spring, and the mill should be in profitable operation late in the year.

Mosher Group.—Surface prospecting of this group was carried out during the summer season, with inconclusive results, and the option was abandoned at the end of the year.

McGill Gold Mines, Limited.—An option was taken on a controlling interest in this group of 19 claims in Hincks township about three miles northwest of the Ashley mine. Diamond-drilling and extensive trenching was done in the vicinity of rich gold-bearing "float" in an effort to locate the vein from which it originated. Although two quartz veins were uncovered in this work, their character still left some doubt as to the origin of the float. Further work will be done in the coming season.

Tyrell Township.—Surface trenching was done on a group of nine claims previously staked for the corporation. No finds of importance were made.

I. Mosher and Partners

The Bellelenn Lorrain mine in the township of South Lorrain, district of Timiskaming, was operated under lease by I. Mosher and associates.

Cobalt ore having a value of \$1,445 was shipped to Deloro.

Nipissing Mining Company, Limited

Nipissing Mines Company, Limited, has a capital of 1,200,000 shares of \$5 par value. The directors of the company are: E. P. Earle, president and treasurer; Alexander Fasken, vice-president and secretary; Richard T. Greene, August Heckscher, C. W. Nichols, Halstead Lindsley, and Hugh Park, directors. The head office is at the Excelsior Life Building, Toronto, and the New York office is at 165 Broadway.

The operating company is the Nipissing Mining Company, Limited, with a capital of 2,500 shares of \$100 par value. The officers and directors of the company are: Alexander Fasken, president and secretary; E. P. Earle, vice-president and secretary; Richard T. Greene, C. W. Nichols, and Hugh Park, directors. The operating officials are Hugh Park, general manager; E. V. Neelands, manager; and J. M. Carter, mill manager.

The production of silver for the year was slightly over 1,000,000 ounces, and \$105,000 was paid in dividends by the Nipissing mine at Cobalt, Coleman township, district of Timiskaming. An average of 177 men was employed during the year.

The general manager reports as follows for the year 1931:—

PRODUCTION IN 1931

	Silver, fine ounces	Gross value	Net value
Shipments in 1931.....	260,458.10	\$117,800.65	\$116,556.87
On hand at mine, December 31, 1931.....	1,581,108.01	674,099.92	666,142.20
Total.....	1,841,566.11	\$791,900.57	\$782,699.07
On hand at mine, December 31, 1930.....	781,197.63	439,679.96	434,443.49
Nipissing production.....	1,060,368.48	\$352,220.61	\$348,255.58

SUMMARY OF PRODUCTION

Gross value of production (100 per cent.).....	\$352,220.61
Total cost of production (124 per cent.).....	439,331.81
Loss on operations at Cobalt (24.73 per cent.).....	\$87,111.20

The various products treated in the high-grade plant were:—

HIGH-GRADE ORE TREATMENT

	Tons	Assay	Ounces contained
Concentrate.....	499	\$1,589	792,809
By-products.....	21	2,862	60,108
Total.....	520	\$1,640	852,917

The refinery treated precipitate containing 1,082,100 fine ounces. Shipments of bullion amounted to 201,663 fine ounces; shipments of residue amounted to 834 tons.

LOW-GRADE MILL

	Tons	Assay	Ounces contained
Ore treated.....	39,173	\$29.20	1,143,717
Recovered in products:			
Precipitate.....	12	25,818	309,821
Coarse concentrate.....	400	1,807	722,750
Fine concentrate.....	72	591	42,555
Total recovery.....			1,075,126

Average tailing, 1.770 ounces; recovery, 94 per cent.

Summary of Results

The production of silver for the year was slightly in excess of one million ounces, about two-thirds of the quantity produced in 1930. The gross value of the production was \$352,000, and the indicated loss on operations was \$87,000. These results are based on the official price of silver at the end of the year. However, only one-fifth of the silver produced was sold.

Sales of bullion were considerably less than in 1930 and amounted to only 200,000 ounces. Four shipments were made in January, the balance of production and inventory being held in storage. Of the total net value of shipments, about one-half was received from the sale of residues.

The low-grade mill treated about the same number of tons with a head assay of 29 ounces, a decrease of 11 ounces per ton over 1930. Milling costs were reduced 18 cents per ton. Total operating costs were decreased in every department and were \$119,000 less than in the previous year.

While the production cost per ton of ore declined to \$11.215 from \$13.826 per ton in 1930, the production cost per ounce was increased from 36.13 cents in 1930 to 41.432 cents in 1931, due to the lower silver content of the ore.

The average official price of silver was 28.701 cents, a decrease of 9½ cents, or 25 per cent, of the average price for 1930 and 46 per cent, of the average price for 1929. The low point of 25¾ cents was reached on February 16, and while there was an occasional advance to higher figures, there was but little variation in the monthly average throughout the year.

Production was obtained from high-grade stopes at the lower levels of No. 73 shaft, assisted by low-grade tonnage from a number of shallower workings in various parts of the property. In March, 1932, it became necessary to discontinue active operations, due to the exhaustion of available supply of ore and to the continued low price of silver. The mills and refinery are engaged in making a clean-up, and the resultant production will be added to the bullion now held in storage.

Previous to the shut-down, arrangements had been made to sink a shaft on R.L. 402, which contains an area of conglomerate not heretofore explored by underground workings. The locality has possibilities and about six months' work has been laid out and is now under way.

The total production of silver to date, including inventory, amounts to 85,500,000 ounces. It was produced from one and a half million tons of ore. The amount of underground workings, exclusive of stopes, is in excess of 45 miles. The average price of silver during the period 1905-1931 was 63.402 cents; the high yearly average was 111.121 cents in 1919, and the low was 28.701 cents in 1931.

Field work and the search for new properties continued as heretofore. This work covered many areas and active prospecting was carried on in numerous localities. After investigating over 450 properties during the year, options were taken on three, two being allowed to lapse after performance of surface and diamond-drilling work, and the third is at present indefinite. Company prospectors staked 181 claims in several areas in Ontario and Quebec, and these will receive work during the coming summer. Included in the number is a large group partly adjoining the Beattie property.

You have already been advised of the main features of the property now incorporated as the Beattie Gold Mines, Limited, and in which your company has taken a substantial participation. Since the issuance of the reports of last November and December, further diamond-drilling has improved the general outlook at the Beattie mine, particularly as to possibilities of increased ore at depth. Considerable preliminary work and investigations covering the development and requirements of future operations are now approaching a definite stage. The subjects of power, transportation, and various other matters are under final discussion, and as soon as they have been definitely settled actual development and plant construction can proceed. Metallurgical research is continuing, and results obtained from a number of sources show satisfactory improvement as to required plant, extraction, and costs. The first development work will consist of an exploration shaft in the centre of the ore body, to develop and confirm the results of diamond-drilling and which will later be used in conjunction with a permanent operating shaft.

M. J. O'Brien, Limited

Miller Lake O'Brien Mine

The Miller Lake O'Brien mine, Nicol township, district of Timiskaming, is owned and operated by M. J. O'Brien, Limited. J. G. Dickenson is general manager, and H. G. Kennedy is manager.

The 1931 report is as follows:—

Ore hoisted.....	tons	28,542
Waste hoisted.....	tons	7,349
Silver shipped.....	ounces	1,293,633
Ore broken.....	cu. ft.	209,300
Drifting.....	ft.	2,533
Shaft-sinking.....	ft.	123

The average number of men employed for the year was 91.

O'Brien Mine

The O'Brien mine in Coleman township, district of Timiskaming, is owned and operated by M. J. O'Brien, Limited. J. G. Dickenson is general manager, and W. A. O'Flynn is manager. One hundred and forty-four men are employed.

The development and production for the year is as follows:—

Ore hoisted.....	tons	51,558
Waste hoisted.....	tons	16,004
Silver shipped.....	ounces	2,424,148
Ore broken.....	cu. ft.	642,103
Drifting.....	ft.	4,733
Raising.....	ft.	407
Sinking.....	ft.	16

During the year 37 men were employed at the O'Brien mine and 45 at the Cross Lake mine; the remainder were staff, mill, and surface men. There were 3 men engaged in diamond-drilling, and 6,483 feet were drilled.

O'Donald and Pilliner

John C. O'Donald and A. B. Pilliner operated a property adjoining the Cross Lake mine, in Coleman township, district of Timiskaming, for six months during 1931. A shaft was sunk to a depth of 90 feet. Operations ceased in July.

An average of 9 men was employed.

C. W. Price

C. W. Price operated the Foster mine in Coleman township, district of Timiskaming, under lease.

Cobalt ore having a value of \$948 was shipped to Deloro.

Sandoe and Moyle

The Temiskaming mine in Coleman township, district of Timiskaming, was leased to Richard Sandoe and H. Moyle.

There were shipped to Deloro 14 tons of ore, having a value of \$9,363 in silver.

Yorkshire Cobalt Mining Company

The Yorkshire Cobalt Mining Company operated its property in Bucke township, district of Timiskaming, throughout the year 1931.

Development work consisted of 205 feet of drifting. Ore shipped to the Deloro smelter had a value of \$110.39 in cobalt.

An average of 6 men was employed.

TALC

Canada Talc Company, Limited

The mine and mill of the Canada Talc Company, Limited, in Hastings county, were operated throughout the year. The officers of the company are: W. S. Morden, president; Roy Taylor, secretary; E. S. James, director.

The ore was mined from the 5th and 6th levels. A total of 5,142 tons was hoisted and milled.

Roy Taylor, Madoc, is manager, employing an average of 20 men.

Geo. H. Gillespie Company, Limited

The officers of this company are: Geo. H. Gillespie, president; M. H. Ludwig, secretary-treasurer; Alexander Longwell, director.

The Henderson mine and the mill at Madoc, in Hastings county, operated throughout the year. A total of 6,783 tons of ore was hoisted and milled. The only development work done was some drifting on the 350-foot level.

Geo. H. Gillespie is manager. About 20 men are employed.

METALLURGICAL WORKS

Algoma Steel Corporation, Limited

The blast furnaces of the Algoma Steel Corporation, Limited, at Sault Ste. Marie, were operated as follows during the year 1931:—

Furnace	Days in operation	Product
No. 1.....	209	tons 56,328
No. 2.....	Idle all year.
No. 3.....	Idle all year.
No. 4.....	227	94,958

A new double-compartment scale car for weighing ore was installed at No. 3 furnace but was not used, as that furnace remained idle all year. Early in the year two sets of McCaa 2-hour oxygen breathing apparatus were purchased for the blast furnace department.

Jas. H. Bell is blast furnace superintendent.

Canadian Industries, Limited

This company operated their acid plant at Copper Cliff throughout 1931, but the production of acid was curtailed owing to the general business depression. This plant manufactures sulphuric acid from the converter gases produced at the International Nickel Company's smelter.

Two of the three units, each capable of producing 50 tons of acid per day, were operated from January to September, and for the remainder of the year one unit only was in use.

During the early part of the year an addition to the acid plant was completed, by means of which oleum can be manufactured as well as commercial acid.

The nitre cake plant was operated until September, when it was shut down for the balance of the year.

An average of 50 men was employed during the year. G. G. Vincent was promoted to works manager.

Deloro Smelting and Refining Company, Limited

The plant at Deloro operated throughout the year. On account of market conditions the output of cobalt products was curtailed, but further improvements in process efficiency and reductions in costs were effected. Important improvements in the quality of stellite were made, and the increased uses of this metal in the mining industry are of considerable interest.

During the year, 2,250 tons of silver-cobalt ore, containing 5,200,000 ounces of silver, were received and treated. In addition, an unusually large tonnage of cobalt ore was taken in and stored for future treatment.

The officers of the company are: M. J. O'Brien, president; J. A. O'Brien, vice-president; F. A. Bapty, secretary-treasurer; S. F. Kirkpatrick, managing director. S. B. Wright is general manager, and R. A. Elliott is superintendent.

International Nickel Company of Canada, Limited

The refinery at Port Colborne was operated continuously throughout the year.

Ontario Refining Company, Limited

The electrolytic copper refinery of this company, situated at Copper Cliff, was operated throughout 1931. The production of copper, however, was kept curtailed to approximately 50 per cent. of the estimated capacity, which is 240,000,000 pounds of refined copper per annum.

A silver refinery was completed and put in operation in January. Here the slimes from the copper electrolytic tanks are roasted and leached to remove any copper. They are next smelted in a Dorr furnace, then treated with acid to remove the silver which is precipitated. The residue is cast into anodes and treated in special electrolytic cells to recover any gold. Provision is also made to recover platinum metals from the gold electrolyte and cell residues.

An acid-recovery plant was completed and put in operation in February. The acid solution from the copper electrolytic tanks contains both nickel and copper. The latter is precipitated electrolytically, and the resulting acid nickel sulphate solution is then concentrated in vacuum evaporators until the nickel separates as anhydrous nickel sulphate. The acid is removed from the salt by decantation and returned to the copper refinery.

An average of 403 men was employed during the year. C. H. Aldrich is general manager, and F. Benard is superintendent.

Steel Company of Canada, Limited

The Steel Company of Canada operated "B" furnace throughout the year, with a production of 152,580 tons of pig iron.

The average number of men employed was 90. R. A. Gillies is blast furnace superintendent.

The officers of the company are: R. H. McMaster, president; H. H. Champ, vice-president and treasurer; H. S. Alexander, secretary.

MINING ACCIDENTS IN 1931

Chief Inspector of Mines, D. G. Sinclair, Toronto; Inspectors, R. H. Cleland, Timmins;
E. C. Keeley, Kirkland Lake; D. F. Cooper, Sudbury; A. R. Webster, Toronto.

Accidents during 1931

During the year 1931 at the mines, metallurgical works, quarries, clay, sand, and gravel pits regulated by the Mining Act, there were 1,849 accidents to employees reported to the Department of Mines up to January 15, 1932. Thirty-seven fatalities, arising out of 36 separate accidents, were recorded.

These returns represent a decrease of 374 in the total number of casualties and a decrease of 19 in the number of men killed over the preceding year.

The report shows a fatality rate of 2.03 per thousand men employed, which is 0.98 per thousand lower than the average for the past twenty-five years.

There were 100 non-fatal accidents per thousand men employed, which shows a decrease of 17 per thousand from the rate in 1930.

The percentage of non-fatal accidents followed by infection decreased from 6.2 per cent. in 1930 to 5.3 per cent. in 1931.

Fatal Accidents

A comparison of fatal accidents for the past five years is given in the following table:—

Distribution	1927	1928	1929	1930	1931
Mines, underground.....	19	31	33	30	21
Mines, surface.....	4	2	2	3	8
Metallurgical works.....	3	4	2	11	1
Quarries.....	4	2	3	4	2
Clay, sand, and gravel pits.....	3	4	8	6	4
Total.....	33	43	48	54	36

By months the fatal accidents occurred as follows:—

Month	No. of accidents	No. of men killed
January.....	4	4
February.....	2	2
March.....	3	3
April.....	0	0
May.....	5	5
June.....	4	4
July.....	2	2
August.....	4	4
September.....	4	4
October.....	3	3
November.....	4	5
December.....	1	1
Total.....	36	37

Classifying the fatalities according to industries gives the following:—

Gold mines.....	24
Nickel mines.....	5
Silver mines.....	0
Copper-lead-zinc mines.....	0
Gypsum mines.....	0
Metallurgical works.....	1
Quarries.....	2
Sand, gravel, and clay pits.....	4
Total.....	36

ANALYSIS OF FATALITIES AT MINES, 1927-1931

Cause	1927	1928	1929	1930	1931
	per cent.	per cent.	per cent.	per cent.	per cent.
Fall of ground.....	26	6.6	14.3	45.6	31
Run of ore or rock.....	17.4	5.3	11.9	8.6	3.5
Shaft accidents.....	21.3	9.3	14.3	8.6	17.2
Explosives.....	4.3	12	28.6	8.6	6.9
Miscellaneous, underground.....	8.69	64	28.6	20	13.8
Surface.....	21.7	2.6	2.3	8.6	27.6

TABLE OF FATAL ACCIDENTS IN MINES, METALLURGICAL WORKS, QUARRIES, AND GRAVEL, SAND, AND CLAY PITS, 1907-1931

Year	Persons killed at metallurgical works and mines	Persons employed at metallurgical works and producing mines	Persons employed at non-producing mines (estimated)	Total persons employed	Fatal accidents per 1,000 employed
1907.....	22	6,305	1,140	7,445	2.93
1908.....	47	7,435	1,750	9,185	5.11
1909.....	49	8,505	2,000	10,505	4.66
1910.....	48	10,862	2,000	12,862	3.73
1911.....	49	12,543	2,000	14,543	3.37
1912.....	43	13,108	2,000	15,108	2.84
1913.....	64	14,293	2,000	16,293	3.93
1914.....	58	14,361	1,500	15,861	3.6
1915.....	22	13,114	1,500	14,614	1.51
1916.....	51	14,624	2,000	16,624	3.07
1917.....	36	16,791	1,000	17,791	2.02
1918.....	32	14,726	500	15,226	2.1
1919.....	39	11,926	1,000	12,926	3
1920.....	29	10,486	1,000	11,486	2.61
1921.....	24	8,436	1,000	9,436	2.54
1922.....	30	9,500	1,500	11,000	2.72
1923.....	30	10,500	1,500	12,000	2.5
1924.....	40	11,000	1,500	12,500	3.2
1925.....	42	11,500	1,500	13,000	3.23
1926.....	32	11,500	1,500	13,000	2.46
1927.....	33	13,311	2,000	15,311	2.1
1928.....	85	15,787	2,000	17,787	4.76
1929.....	55	17,145	1,849	18,994	2.89
1930.....	56	18,217	317	18,534	3.02
1931.....	37	17,820	447	18,267	2.03

The comparative fatality rate per thousand men employed at mines, metallurgical works, quarries, and clay, sand, and gravel pits is as follows:—

	Men employed	No. killed	Rate per thousand
Mines	11,825	30	2.53
Metallurgical works	4,216	1	.24
Quarries	1,426	2	1.40
Clay, sand, and gravel pits	800	4	5
Total	18,267	37	2.03

The occupation and nationality of the men killed at mines, metallurgical works, quarries, and clay, sand, and gravel pits are set out in the following table:—

Occupation	British	Finn	French	Italian	Jugo-Slav	Lithuanian	Ukrainian	Total
Cage helper		1						1
Cagetender	1							1
Carpenter foreman	1							1
Deckman	1							1
Driller	2			1	1			4
Drill helper		1			1			2
Electrician	1							1
Electrician's helper	1							1
Farmer	1							1
Filterman	1							1
Labourer	4							4
Millman	1							1
Pipefitter	1							1
Rigger's helper	1							1
Shaftman		2						2
Skiptender						1		1
Shiftboss	1							1
Timberman				1				1
Timber passer	1							1
Trammer	3		1	1	2		1	8
Trammer boss	1							1
Truck driver	1							1
Total	23	4	1	3	4	1	1	37

The ages of the men killed are as follows:—

17-20	21-25	26-30	31-35	36-40	41-45	46-50	Over 50	Unknown	Total
0	10	10	8	5	1	0	2	1	37

Non-Fatal Accidents

The causes of non-fatal accidents at mines are shown in the following table:—

Cause	Surface	Under-ground	Total
Fall of rock or ore at face.....		246	246
Fall of persons.....	55	139	194
Falling objects.....	42	130	172
Rock or ore at chute.....		119	119
Tramming.....	6	111	117
Fall of rock or ore from face, back, etc.....		105	105
Crushed between two objects.....	19	61	80
Flying objects, sledging, etc.....	12	65	77
Hand tools.....	26	50	76
Drilling machines.....		52	52
Nails or splinters.....	15	35	50
Strain while lifting.....	10	39	49
Running into or striking against objects.....	7	42	49
Machinery.....	40	6	46
Fall down shaft, winze, raise, or stope.....		19	19
Cage, skip, or bucket.....		18	18
Explosives.....	3	13	16
Burns.....	9	2	11
Electricity.....	6		6
Poisoning from cyanide, mercury, etc.....	3		3
Gas.....		2	2
Explosion of carbide.....		1	1
Unclassified.....	5	1	6
Total.....	258	1,256	1,514

The causes of non-fatal accidents at metallurgical works were:—

Falling objects.....	48	Cranes, ladles, hooks.....	4
Burned by slag, matte, or scrap.....	17	Running into or striking objects.....	3
Crushed between two objects.....	16	Burns.....	3
Hand tools.....	13	Nails or splinters.....	2
Fall of persons.....	12	Burns by acid.....	1
Flying objects, sledging, etc.....	10	Electricity.....	1
Transportation.....	7	Unclassified.....	1
Strain while lifting.....	7		
Machinery.....	4	Total.....	149

The causes of non-fatal accidents at quarries were:—

Handling material.....	34	Nails or splinters.....	4
Fall of persons.....	16	Strain while lifting.....	3
Flying objects, sledging, etc.....	11	Hoists, derricks, elevators.....	3
Hand tools.....	11	Crushed between two objects.....	2
Transportation.....	11	Running into or striking objects.....	1
Machinery.....	9	Explosives.....	1
Falling objects.....	9		
Fall of rock.....	9	Total.....	124

The causes of non-fatal accidents at gravel, sand, and clay pits were:—

Fall of persons.....	6	Crushed between two objects.....	1
Machinery.....	6	Hand tools.....	1
Falling objects.....	4	Running into or striking objects.....	1
Nails or splinters.....	3	Burns.....	1
Strain while lifting.....	2		
Fall of material.....	1	Total.....	26

Infection

Records show that infection followed in 96 cases out of a total of 1,813 non-fatal accidents.

Location	No. of accidents	Accidents followed by infection	Per cent. infection
Mines, underground.....	1,256	64	5.1
Mines, surface.....	258	20	7.7
Metallurgical works.....	149	3	2
Quarries.....	124	9	7.2
Gravel, sand, and clay pits.....	26		
Total.....	1,813	96	5.3

Accidents from Explosives

Cause	Non-fatal		Fatal		Total	
	No. of accidents	Men injured	No. of accidents	Men killed	No. of accidents	Men killed or injured
Drilled into explosives.....	3	4	1	1	4	5
Struck by rock from blast.....	3	3	1	1	4	4
Delayed too long lighting fuse.....	2	3			2	3
Handling explosives.....	2	2			2	2
Cleaning out hole to reblast.....	2	2			2	2
Returned too soon to blast.....	1	1			1	1
Premature blast.....	1	1			1	1
Concussion from blast.....			1	1	1	1
Total.....	14	16	3	3	17	19

Electric Accidents

The following table shows the fatal accidents due to the use of electricity at mines, metallurgical works, and quarries during the last ten years:—

1922	1923	1924	1925	1926	1927	1928	1929	1930	1931	Total
		1	3		2	1		6		13

The following table shows the voltage of the circuits on which the fatal accidents occurred:—

Volts	No. of accidents
110.....	3
220.....	1
550.....	6
2,200.....	3
Total.....	13

Classifying the accidents according to the industry shows the following:—

Mines, surface.....	5
Metallurgical works.....	5
Quarries.....	3
Total.....	<u>13</u>

This report shows a marked improvement in the accidents from electricity over the previous year. There were no fatal accidents, and there was a decrease of 30 per cent. in burns from electricity.

During the past two years 70 per cent. of the non-fatal accidents occurred while men were operating disconnecting switches. The causes of the accidents were varied. In some cases, in switches used for starting small motors, an arc between the terminals caused the door to fly open when the switch was being closed or opened. In other cases the arc formed when operating the switches without load. Switches also ruptured when closed on short circuits. This, however, would doubtless cause a rupture regardless of the capacity rating.

During the past year methods were adopted at the mines to reduce this hazard. It was found that, owing to dust and humidity, a higher rupturing capacity for the enclosed type of switch was required at mines than at most other industrial plants.

A more rugged switch with greater rupturing capacity was supplied for new installations and in many places replaced the switches in use. Switches in service were also equipped with means of preventing the door of the switch from flying open. Where possible many of the switches were installed at a greater height and operated by means of a stick.

The following table shows the number of non-fatal electric burns during the last ten years:—

1922	1923	1924	1925	1926	1927	1928	1929	1930	1931	Total
6	9	9	6	5	10	4	14	10	7	80

The causes of non-fatal electric burns in 1931 were:—

Arc when closing enclosed type of disconnecting switches.....	3
Arc from enclosed type of switch when closed on short circuit.....	2
Flash from auto-switch which ruptured.....	1
Arc from short circuit when disconnecting switches closed on wrong circuit.....	1
Total.....	<u>7</u>

Underground Fires

Hollinger Consolidated Gold Mines, Limited

A small fire occurred on the 100-foot level of the Hollinger mine on June 8. Heating elements had been installed in a chamber built of 10-inch tile plastered on the inside. The heater was used for drying sand on top of the chamber. An upright fir post, 12 inches by 12 inches, touching the outside wall of the chamber, became charred and burned almost through from the heat conducted through the tile. The fire was extinguished with water from a fire hose.

The heater had been in service with constant temperature for about eight weeks, and it required this length of time to bring the timber to the point of ignition.

International Nickel Company of Canada, Limited

Fire originating in the transformer station at No. 5 shaft, 2,600-foot level, Frood mine, broke out a few minutes after 1 A.M., November 1.

This transformer station was driven off No. 5 shaft crosscut about 35 feet back from the hoist-room proper and was enclosed by a concrete wall fitted with a heavy steel door. In addition to the door opening, there were three other openings in the wall, each about 12 inches square, provided for ventilation purposes. Two of these were located near the roof and one near the floor. A Venturi blower, connected with the mine compressed-air system, was installed in the lower opening to ensure positive ventilation of the station.

The station contained two 75 k.w., 2,200 primary, 550 secondary, transformers, supplying power to the 75 h.p. motor driving the No. 5 shaft hoist; and one 5 k.w., 2,200 primary, 110 secondary, transformer feeding the lighting circuits.

The first intimation of the fire was received when fire boss Trenbagh and fire guard Jelly, who were eating lunch in the 2,600-foot level north warehouse, felt a heavy explosion, which was immediately followed by the failure of the electric lighting system in the warehouse. Two explosions of medium violence, followed by a number of lesser ones, succeeded the first violent explosion within an interval estimated at five minutes.

After phoning the shift electrician to shut off the power, Trenbagh and Jelly proceeded to the power raise in the main north drift, as they assumed the source of trouble to be there. Finding everything in good order at this place, they proceeded to the vicinity of No. 38 crosscut and there encountered light smoke resembling a white fog and immediately reported this condition to the toplander at No. 3 shaft.

At about the same time fire guard Close reported to the toplander that smoke, coming from No. 5 shaft, was spreading through the workings on the 2,800-foot level.

On receiving the reports of the fire guards indicating an outbreak of fire underground, toplander Wm. Andrews notified the chief electrician, Percy Smith; the general mine foreman, Martin Horne; the safety engineer, A. E. O'Brien, and others by phone between 1.20 and 1.25 A.M.

Smith proceeded underground to the 2,600-foot level, via No. 3 shaft at about 1.30 A.M. He was met there by the shift electrician and fire boss Trenbagh, who reported that the smoke was too dense on that level to be penetrated without gas masks. These three men then proceeded to the 2,800-foot level, picked up the fire guards on that level, and started in toward No. 5 shaft, which was reached after traversing from 150 to 200 yards of smoke-filled workings. The party then returned to No. 3 shaft station and Smith, Trenbagh, and the shift electrician went up again to the 2,600-foot level. Smith proceeded to No. 38 crosscut, where he met mine foreman Horne, and with him penetrated the smoke-filled crosscut to its junction with No. 5 shaft crosscut, from which point they could see flames issuing from the transformer station.

In the meantime safety engineer O'Brien had notified the district Mine Rescue Station and had arranged for the calling out of a trained rescue crew of five men. By 2.05 A.M. all the rescue men had assembled at the rescue station and were in apparatus. They proceeded underground at 2.15 A.M. O'Brien and the five other men composing the crew each wore a McCaa set. Two Burrell

All-Service gas masks, one Hoolamite detector, one Wolf lamp, and two canaries were taken along with the party. Two additional Burrell masks and a light lifeline were picked up from mine supplies.

Establishing a fresh air base at the 2,600-level north warehouse in charge of one rescue man and the fire guards, the rescue party, accompanied by Horne and Smith (these latter having been equipped with Burrell masks), proceeded to the fire area taking with them all available chemical fire extinguishers after ordering additional extinguishers from surface.

The party found the wooden blocking over the steel crosscut sets in front of the transformer station afire and flames were shooting out of the openings in the concrete wall. The Venturi blower was still in operation and without doubt had, up to this time, caused the fire to burn more vigorously by increasing the air circulation in the station.

After air to the blower was shut off, all openings except one small window near the top of the wall were sealed with clay, and the fire was fought with extinguishers. Water was turned on later to completely quench the fire in the blocking over the steel sets.

The use of oxygen breathing apparatus was discontinued about 4 A.M., and all the men were equipped with Burrell masks, as tests of the air had determined that conditions were such that Burrell masks would provide ample protection for the fire fighters. By 6.30 A.M., the fire was thoroughly extinguished and the crew returned to surface, leaving only a guard of three men, with apparatus readily available, to watch the vicinity throughout the day.

Examinations of the fire area the following day showed that considerable transformer oil had burned within the station and produced an intense heat. Insulators were broken, the insulation was burned from the cables, and concrete had fallen from the roof. The temperature inside the transformer-room was still uncomfortably high on November 2 and 3. The blocking over the steel crosscut sets was partially burned from the transformer-station to the hoist-room; and one hole, about a foot in diameter, was burned through the plank lagging over the hoist. At least one of the explosions which occurred in the early stages of the fire happened inside the transformer-room, as the steel door had been badly sprung outward. Some of the other explosions probably occurred in the crosscut outside the station. A ventilation bulkhead, located in a drift about 200 feet from the transformer-room, had been blown out, throwing the doors and the 10- by 10-inch frames a distance of about 50 feet and badly twisting a steel I-beam with which it came in contact as it was blown out. Another double shiplap bulkhead, located some 600 feet from the transformer-station, was completely demolished and carried along the drift for a distance of 40 feet.

The origin of the fire was evidently a short circuit in one of the transformers, which resulted in burning oil being thrown out of the transformer. The continued burning of this oil around the transformer casing evidently caused additional oil from the transformers to boil over or to vaporize and escape through the vents in the transformer covers, and this continued to feed the flames. The explosions which occurred in the earlier stages of the fire were doubtless caused by the ignition of accumulations of the proper mixtures of oil vapour and air to form an explosive gas.

Very little of the fire occurred within the transformers themselves, as the insulation was not all burned off the lead wires and the laminations were free from evidence of smoke. That no violent explosion happened within either of the transformers is demonstrated by the fact that neither of the covers (which were not bolted down) was found to have been shifted from its normal position.

Each of the 75 k.w. transformers had originally contained $67\frac{1}{2}$ gallons of oil, and after the fire it was found that $46\frac{1}{2}$ gallons had been driven off from one of them and $15\frac{1}{2}$ gallons from the other. A small amount of oil was observed on the surface of the water in the drainage ditch of the crosscut, but by far the greater portion of the oil loss was doubtless caused through consumption by fire, in addition to some small loss in the form of unburned vapour, which was probably dissipated in the ventilation circuits of the area.

Conclusions.—Prompt detection and reporting of the fire by the fire-guard patrols alone enabled speedy recovery operations to be undertaken and without doubt are mainly responsible for the fact that very serious and extensive destruction to the No. 5 shaft workings was avoided.

The functioning of the rescue team in face of the emergency is worthy of high praise, and it is gratifying that the training these men received in the District Rescue Station was responsible for every man on the crew feeling confidence in his apparatus and his ability to perform the necessary and hazardous tasks entailed in fighting the fire. The action of this crew well justifies the effort put forth in establishing and carrying on the district rescue stations in the mining centres of the province.

Tribute is due to the personal bravery of the men composing the rescue crew and to those men who, although they well knew the possible dangers they might incur in attempting exploration of the smoke-filled workings without respiratory protection, nevertheless persisted in their efforts until they had located the site of the fire before the arrival of the rescue crew. While the bravery of these men must be admired, the foolhardiness of their action should not be lost sight of. Such rashness may be the cause of unnecessary loss of life at the time of mine fire.

An outbreak of fire occurred in the 2,400-foot level south supply station of the Froid mine after 4 P.M. on December 15.

All work had been suspended underground between 4 P.M., December 15, and 4 P.M., December 16, under the present five-day week production schedule, and as usual fire guards were left to patrol the mine until work was resumed.


Foreman Cain was acting as fire guard on the 2,400-foot level south on the afternoon of December 15. He first made a tour of inspection through the stopes, then visited the south supply station. He found flames coming from the drill-fitter's wooden tool-cabinet located there, but, finding it locked, was compelled to break in the back to extinguish the fire.

Investigation showed that a bundle of waste contained in the cabinet had taken fire, possibly from spontaneous combustion, and had set fire to the wooden cabinet.

Summary of Rope Tests, 1931

The following is a summary of rope tests in 1931:—

Tests for mines under the Mining Act.....	275
Special informative tests for mines.....	41
Tests for wire-rope manufacturers.....	22
Tests for other manufacturers.....	12
Tests for other Government departments.....	6
Tests for mines outside Ontario.....	5
Total.....	361



New wire-rope testing machine, 1,000,000 pounds capacity.

New Wire-Rope Testing Laboratories

At the beginning of the year 1932 erection of the new wire-rope testing machine in the Department of Mines testing laboratory was practically completed, and it is expected that all equipment of the new laboratories will be in operation early in the year.

The testing machine was built to the order of the Department of Mines by W. & T. Avery, Limited, Birmingham, England, and presents many new features in testing-machine design particularly adaptable to the special requirements of wire-rope testing, which make the machine the outstanding piece of equipment of this nature yet built.

Reference to the illustration will make clear the main structural features of the machine. This comprises a massive three-section basebox, enclosing the main lever system and the straining gears, surmounted by a heavily-ribbed cast-steel weighing platform supported on knife-edge bearings on the weighing levers. Bolted to the four corners of the weighing platform are the robust cast-iron weighing columns, which in turn carry the weighing crosshead, into which the upper end of the test specimen is held by a special form of split grips.

Projecting through the weighing platform are the four 5-inch-diameter straining screws which carry the straining crosshead. The lower ends of the straining screws are cut one-half inch pitch square thread and work in phosphor-bronze straining nuts integral with the worm wheels, which take the drive from the main worm shaft. Heavy guide columns, bolted to the basebox, insure alignment of the straining crosshead in the course of its travel.

The strain is applied by means of a reversible motor operating on a supply of 550 volts, 3-phase, 25-cycle, fitted with continuously rated slip rings and controlled by a drum-type stator and rotor starter.

Coupled to the motor, through a single-plate clutch operated from the control pillar, is the gear box, in which the speed is reduced by forged-steel sliding gears mounted on ball-bearing shafts and operating in oil. Straining speeds of 0.1 inches and 0.4 inches per minute and a setting speed of 8 inches per minute are obtainable both forward and return, while the total straining movement is 8 feet.

The weighing of test loads is accomplished on a steelyard, the graduated portion of which is 40 inches in length, subdivided into graduations representing 10,000 pounds when using the major poise, or 2,000 pounds when using the minor poise. By use of the split poise it is possible to obtain very fine readings when carrying out low capacity tests. In addition to the graduations of the steelyard, the poise propelling screw is fitted with a micrometer dial, by means of which it is possible to read loads of the order of 50 pounds when using the major poise, or 25 pounds when the minor poise is being used.

The operation of the poise may be controlled either manually or electrically. The latter method is greatly to be preferred in test work of the nature undertaken on this machine, as it entirely removes the personal element from the manipulation of the beam and makes a purely mechanical operation of the application of load to the specimen.

The drive for the poise propelling system is taken from the main gear box through skew gears to a friction disc drive (which permits the necessary speed variation) mounted in the control pillar, and from this point to the poise propelling screw via a vertical shaft fitted with a universal joint, which allows the upper portion to be free to oscillate and enables a small wheel at its end to make driving contact, when required, with either side of a grooved friction pulley arranged on a horizontal shaft geared to the poise-propelling screw.

Electrical control of the poise is achieved by means of four contacts arranged in an enclosed box on the steelyard carrier pillar. One of these contacts operates a buzzer, another a bell, and the remaining two contacts are in connection with a pair of magnets arranged on the steelyard fulcrum standard. The operation is as follows: When the steelyard rises, contact is made with the first upper contact, which closes the circuit to one of the above-mentioned magnets; this in turn actuates a small lever operating to throw the drive wheel at the upper end of the poise drive into contact with the face of the grooved friction pulley operating to drive the poise forward. Should the rate of propulsion of the poise be too low to maintain the steelyard in balance, it will continue to rise and make a second contact, which sounds a warning buzzer, advising the operator to increase the rate of forward motion by manipulation of a small hand-wheel controlling the speed variation of the poise. When the steelyard falls an initial contact sounds a warning bell, cautioning the operator to retard the rate of travel of the poise. A second contact, which is closed on still further fall of the steelyard, energizes a magnet, which causes the poise to be propelled in the reverse direction until the point of balance is reached. A system of change-over switches is provided, permitting variation of the sequence of the operation of the contacts.

The autographic recording equipment presents many novel features. This mechanism is mounted immediately behind the steelyard and is arranged to make duplicate records of tests. The graph papers on which charts are plotted are carried on a copper drum, which is rotated by means of a steel tape in sympathy with the elongation of the specimen. By means of an arrangement of gearing and pulleys, elongations may be plotted on scales of 1:1, 5:1, or 10:1, as desired. The lateral motion of the pens is in sympathy with the poise movement and thus records the load applied at all times during a test. The pen carriages are mounted on a guide bar parallel to the recorder drum and are driven by a pen propelling screw, which is coupled to the poise propulsion system through a small four-change gear box, which permits the plotting of full-sized charts for a series of predetermined loads of less than full capacity strains.

Among other special features of the machine, brief mention may be made of the hydraulic shock absorbers, which are fitted beneath the weighing platform and serve to take up the recoil on rupture of the specimen; the liberal use of ball bearings on all shafting; the massive ball thrust bearings fitted to the phosphor-bronze worm wheels for taking the upward thrust when load is applied; the limit switches, which prevent overrun of the straining crosshead in either direction; the special alloy steels used in shafting, gears, and knife edges; the grouping of controls within easy reach of the operator; and the lubrication by oil under pressure of all parts of the straining system that do not run oil-immersed.

Some idea of the massive construction of the machine may be gathered by consideration of the following facts: weight of machine complete, 94,108 pounds; overall height (from bottom of straining screws to top of weighing crosshead), 26 feet 2½ inches; diameter of straining screws, 5 inches; weight of largest single piece, 17,360 pounds; maximum straining capacity, 1,000,000 pounds.

The painstaking methods of design and the quality of the workmanship are well attested by the remarkable sensitivity shown by the machine; the placing of as small a load as two pounds on the weighing platform causes a decided rise of the steelyard. Consideration of the process of weighing reveals the fact that to cause this deflection the addition of this small load must set in motion a mass of approximately 16 tons comprising the weighing system.

In addition to the testing machine, new equipment, such as cleaning-baths, melting-furnace, socketting-stand, cooling-tank, hoisting-tackle, etc., to facilitate the proper preparation and handling of test sections, is being installed.

Mine Rescue Stations

Timmins

During the year training of rescue teams representing all the producing mines of the Porcupine area was carried out at the Timmins Mine Rescue Station. In the summer months classes were given practical training underground at the Dome, McIntyre, Coniaurum, and Vipond mines.



Mine rescue truck at Sudbury.

Sudbury

Regular training of rescue teams from the mines of the Sudbury area began early in the spring at the Sudbury Rescue Station.

Until the delivery of the rescue truck, training consisted mainly of monthly classes, with underground practice for the Frood mine teams. Following the delivery of the truck early in June, monthly underground practices at Garson and Falconbridge were also undertaken. In the training of men at Creighton mine, the equipment of the International Nickel Company's station at that mine was relied on.

Part of the equipment of the rescue station was called into service at the Frood mine early on the morning of November 1, when a fire broke out in an underground transformer station. The fire was speedily brought under control by the rescue team. The highly satisfactory manner in which the equipment functioned and the conduct of the team in face of the emergency well attested the value of the equipment and the training work.

Kirkland Lake

Construction of the Kirkland Lake Mine Rescue Station was begun early in the fall, and at the end of the year the building was practically completed.

The station is on Government road in a central location. The building is a two-storey, brick-veneer structure, 31 feet 4 inches by 35 feet 4 inches, and provides living quarters for the supervisor on the second floor, while the ground floor is given over to training quarters and storage space.

The equipment, when fully installed, will duplicate that already provided in Timmins and Sudbury. Initial equipment will be installed early in 1932, and it is expected that training classes will commence as soon afterward as possible.

CLASSES FOR PROSPECTORS, 1931-32

By E. M. Burwash

Introduction

This season, the fifth in which the present writer has had charge of the work for prospectors, has proved the most satisfactory in point of attendance since 1926-27. The number of places visited was thirteen, as compared with sixteen the first year and fourteen in each of the three intervening years. During these last five years the numbers registered for the classes in mineralogy have been as follows:—

1927-28	1928-29	1929-30	1930-31	1931-32
492	352	281	483	614

The decline in numbers in the first three years was only a continuation of a downward tendency noticeable for some time before 1927-28, which coincided quite remarkably with the increasing inflation of stock values and the boom in mining speculation. The collapse of the boom took place during the autumn of 1929, and that period marks the lowest ebb of the demand for scientific instruction. The two winters that followed, marked as they were by great industrial depression and widespread unemployment, showed a rapidly increasing interest in practical studies.

While the considerations above mentioned have affected the attendance very considerably, it would appear also that the institution of the courses in Toronto has contributed largely to the result. In 1930-31 this would account for an increase of 83 out of a total of 202. The classes at Fort William and Port Arthur were exceptionally large, 87 more than the previous year. Comparing the last two years, 1930-31 and 1931-32, the increase in the Toronto class accounts for 114 out of a total increase of 131. There was a decline in attendance at Port Arthur and Fort William of 37 in 1931-32. Of the classes in Toronto, it may be said that as compared with those in other places they included a smaller number of persons dependent upon immediate employment for a living; and in the north this year the more elaborate provision of employment by the Government on road construction and other works had drained the towns of many who were without work the previous winter, a proportion of whom would have attended the courses if they had been at home.

Changes in Lectures

It had been thought that a change in the character of the evening lectures would be advisable, but it was found that slides illustrating chemical or physical ideas, which are at best diagrammatic, do not compare with the pictorial type in the matter of interest and are more difficult of comprehension for the average listener. After some experimentation along this line, therefore, the plan followed in former years was adhered to for the evening lectures, with the

addition of some new material, which added new viewpoints and a wider diversity for those who had attended the lectures before. Some instruction in elementary chemistry and physics was provided in short introductory explanations, with blackboard illustrations, at the commencement of the afternoon sessions.

ANALYSIS OF CLASS ATTENDANCE
1931-1932

Place	Dates	Minerals and Rocks (8 day classes in each place)			Outlines of geology (5 evening lectures in each place)	
		No. registered	Total student hours	Average attendance	Total student hours	Average attendance
	1931					
Ottawa.....	Nov. 9-17	16	51	7.29	54	10.8
Sudbury.....	Nov. 19-27	9	33	4.125	75	15
Sault Ste. Marie...	Nov. 30-Dec. 8	28	111	13.875	37	7.4
Gogama.....	Dec. 10-18	22	79	9.875	76	15.2
	1932					
Toronto.....	Jan. 4-12	217	1,249	156.125	980	196
Fort William.....	Jan. 14-22	36	185	23.125	110	22
Port Arthur.....	Jan. 25-Feb. 2	60	320	40	243	48.6
Fort Frances.....	Feb. 4-12	41	177	22.125	101	20.2
Kenora.....	Feb. 15-23	18	79	9.875	58	11.6
Timmins.....	Feb. 25-Mar. 4	45	224	28	141	28.2
Matheson.....	Mar. 7-15	15	63	7.875	117	23.4
Kirkland Lake....	Mar. 16-24	49	228	28.5	191	38.2
Haileybury.....	Mar. 28-Apr. 5	58	219	27.375	145	29
Total.....	614	3,018	2,328
Average.....	47.23	232.15	29.09	179	43.28

The table above furnishes an analysis of the season's work in both the day classes and the evening lectures. It is intended to bring out the numbers in attendance and the regularity of attendance. It is clear that a great degree of regularity is not attainable in the conditions under which this work is carried on. Not only are members sure to drop out after attending part of the classes, owing to changes of shift at mines, other class periods, or holidays in the case of high-school boys, and many other reasons, but new members are continually added to the class, sometimes up to the last day. Seventy-five per cent. of the registration is the maximum of attendance attained, and in some places the percentage is as low as thirty-five.

Acknowledgments

As usual we were much indebted this year to the interest manifested by officials of the Department of Mines, especially mining recorders, throughout the province, and by many others who helped with the advertising and securing quarters for classes, or providing the same on request. Among many to whom we were indebted, the following may be mentioned:—

Ottawa.—The Director of the Geological Survey and Dr. E. Poitevin, in whose rooms at 227 Sparks Street our classes were held.

Sudbury.—T. A. McArthur, Mining Recorder, and J. B. Wallace, Principal of the Technical High School.

Sault Ste. Marie.—W. N. Miller, Mining Recorder, and Principal A. D. Hone, and the Board of the Technical High School.

Gogama.—The Ontario Forestry Service, through its local officials, afforded us adequate living and working quarters during our stay here.

Toronto.—The Deputy Minister of Public Works; and the University of Toronto, who furnished us with accommodation in McMaster Hall without which our very large group could not have been so well provided for.

Fort William.—The Thunder Bay Chamber of Mines, and especially its secretary, R. E. Battram; also G. R. Duncan and other members.

Port Arthur.—C. F. McGregor, Mining Recorder, who made all the arrangements, and the City Council, to whom we were indebted for the use of the Council Chamber.

Fort Frances.—We were as usual furnished with room in the Town Hall.

Kenora.—J. D. C. Smith, Mining Recorder, as in the past arranged for us to hold the course in the Town Council Chamber.

Timmins.—The School Board and the Independent Order of Oddfellows provided us with the same accommodation as in previous years.

Matheson.—We were again accommodated in the Court House.

Kirkland Lake.—Through the kindness of H. G. Ginn, Mining Recorder, and the Teck Township Council, we were again accommodated in the Court Room during most of the time. While courts were in session we had the use of the Oddfellows Hall.

Haileybury.—We were indebted to N. J. McAulay, Mining Recorder, for the usual arrangements here and to Messrs. Luke and Hill of the High School and School of Mines, respectively, for aid in securing a number of pupils.

INDEX, PART I

NOTE.—All places referred to are in Ontario unless otherwise mentioned.

A	PAGE
Abana Mines, Ltd.	107
Abitibi canyon.	101
Abitibi r.	
Lignite near.	55
Water power.	21
Abrasive polish. <i>See</i> Diatomite.	
Abrasive Co. of Canada, Ltd.	27
Accidents, mining, report on.	115-124
Acme Gold Mines, Ltd., dividends.	13, 14
Acreage tax, revenue.	45
Actinolite.	
Industry and statistics.	4, 5, 29
Mine and manager.	54
Acton, England.	8
Platinum metals refinery.	22, 23, 99
Adair, G. H.	9
Adams, R. S.	61
Adams, Robt. F.	58
Aellerim, Chas. G.	57
Africa.	
<i>See also</i> Algeria.	
Gold mg. in, proposed (1660).	7
Gold production (1915-31).	15
Agauico silver m.	53, 105
Agnew, John L.	103
Agriculture, lime for, statistics.	38
Stone for, statistics.	40
Agricultural drain tile. <i>See</i> Drain tile.	
Aitken, J. M.	103
Alabastine plant, Paris.	97
Aladdin s. m.	53, 106
Aladdin Cobalt Co., dividends.	18
Alberta. <i>See</i> Calgary.	
Aldrich, C. H.	54, 114
Alexander, H. S.	114
Alexander, J. A.	46
Alfred peat bog.	34
Algeria, Africa, iron ore.	26
Algoma dist.	
<i>See also</i> Sault Ste. Marie.	
Copper mg. <i>See</i> White Lake Mines.	
Gold mg. <i>See</i> Michipicoten g. area.	
Mining lands, revenue.	45
Algoma Steel Corpn.	
Manager and address.	54
Operations.	26-28, 113
Silica brick producers.	56
Alkali-resistant cement.	37
Allbutt, P. T.	51, 103
Allen, Innis P.	68
Allen, W. E.	55, 96
Amabel tp.	
Lime quarry. <i>See</i> Warton.	
Stone quarry.	60
Amaranth tp., sand and gravel.	59
American Cyanamid Co.	57, 60
Ames, G. C.	106
Amherstburg, chemical works.	35, 57
Ammonium sulphate.	27

	PAGE
Ancaster, stone quarry.	61
Ancaster tp. <i>See</i> Hamilton.	
Anderton tp.	
Lime quarry.	58
Stone quarry.	60
Anderson, C. F.	60
Anderson, J. G.	56
Anderson & Son, Jas. G.	55
Andrews, G. S.	86
Andrews, William.	121
Ankerite g. m.	
Manager and address.	51
Operations.	6, 10
Production.	10
Ankerite Gold Mines Syndicate.	64
Appeals to Mining Court.	47
Appleby, Thos. A.	62
Arcadia Gold Mines, Ltd.	43
Archibald-Birdsall, Ltd.	44, 59
Argonaut g. m., production.	12
Armstrong, T. E.	83
Arnold, Thos.	90
Arsenic.	
Industry.	29
Production.	4, 5
from silver mines.	20
Ashley, James L.	99
Ashley g. m.	7
<i>See also</i> Ashley Gold Mg. Corp.	
Labour employed.	106
Manager and address.	51
Ashley-Garvey g. claims.	107
Ashley Gold Mines, Ltd.	43
Ashley Gold Mg. Corp., report of work.	64, 107, 108, 109
Asphalt filter, limestone for, statistics.	40
Assays. <i>See</i> Provincial Assay Office.	
Athabasca Dome, Ltd.	44
Austin, Louis.	56
Austin swamp, diatomite.	30
Australia, gold production.	15
Avery, S. L.	96
Avery, W. and T.	125

B

Babson, G. L.	97
Bache, Jules S.	68
Bailey, Geo.	30
Bains, J. P.	62
Baker, C. W.	70
Ballast for railways, statistics.	39
Banbury, R. E.	67
Bank of England.	1
Bannockburn tp. <i>See</i> Ashley g. m.	
Bapty, F. A.	113
Barite, industry.	29
Barns, B. S.	96
Barry, P. A.	65

	PAGE		PAGE
Barry-Hollinger g. m.		Bismuth— <i>Continued.</i>	
Manager and address.....	51	Production.....	3-7
Operations.....	64, 65	from silver mines.....	20
Production.....	9, 12	Bituminous coal, used in coking industry.....	27
Barry-Hollinger Gold Mines, Ltd.		Black, John H.....	91, 105
Capital; officers.....	65	Black Donald Graphite Co.	
Base Metals Mg. Corp.....	106	Manager and address.....	55
Bast, Aaron.....	59	Operations.....	31, 96
Bastard tp. <i>See</i> Delta.		Blackburn, R.....	85
Bathurst tp., feldspar.....	55	Blackford, C. M.....	61
Bathurst Feldspar Mines, Ltd.....	55	Blandford tp. <i>See</i> Innerkip.	
Bayonne, N. J., foundry.....	99, 100	Blanshard tp. <i>See</i> St. Marys Cement Co.	
Baysville, diatomite.....	30	Blast furnaces, listed.....	27, 54
Beachville.		<i>See also</i> Iron ore.	
Lime plant.....	37, 97	Blind River. <i>See</i> White Lake Mines.	
Stone quarry.....	57, 58, 60	Blister copper. <i>See</i> Copper.	
Bear, R. G.....	96	Blue, M. F.....	83
Beardmore.....	66	Blue Quartz g. m., production.....	11
Beardmore g. m.		Bobjo g. m.....	67
<i>See also</i> Beardmore Gold Mines Co.		Boland, Walter J.....	91
Manager and address.....	51	Bolender, Charles.....	59
Operations.....	66	Bolender Bros.....	59
Beardmore Gold Mines Co., Ltd.....	43, 66	Bonter, J. W.....	60
Beardmore Gold Mines, Ltd.....	66	Bonuses. <i>See</i> Dividends and bonuses.	
Beattie Gold Mines, Ltd.....	111	Borgford, H.....	83
Beatty, E. W.....	99	Boring permits, revenue.....	44
Beatty tp. <i>See</i> Blue Quartz g. m.		Boston Creek. <i>See</i> Barry-Hollinger g. m.	
Beatty-Waterloo Gold Mines, Ltd.....	43	Boston Creek gold area. <i>See</i> Barry-Hollinger g. m.	
Beaver s. m., Coleman tp.....	53, 104	Boston-Kirkland Gold Mines, Ltd.....	43
Beaver Consolidated Mines, Ltd.,		Bothwell oil field, production.....	34
dividends.....	18	Bourget, mineral water.....	56
Beck, J. S.....	60	Bourkes. <i>See</i> Lakeland Gold Mines.	
Beckwith tp., stone quarry.....	60	Bourlamaque tp., Que.....	84
Bedford tp. <i>See</i> Canada Mica Co.		Boyd, Barclay.....	56
Bell, Harry.....	57	Bradley. <i>See</i> Treadwell-Yukon Co.	
Bell, James H.....	54	Bradley, F. W.....	64
Bell, Wilson.....	71	Brant co.	
Bellellen Lorrain s. m.....	53, 109	<i>See</i> Onondaga tp.; Brantford; Burford tp.	
Belleville.		Brant tp., sand and gravel.....	59
Assay office.....	49	Brantford, sand and gravel pit worked by.....	59
Cement plant.....	36, 57	Brick, statistics.....	4, 5, 41, 42
Belmont tp., trap quarry.....	62	<i>See also</i> Silica brick.	
Benard, F.....	114	Bridgeport, sand and gravel.....	59
Benson, Frank.....	61	Brigham, A. F.....	51
Benson and Patterson.....	59	Report by, on Hollinger g. m.....	71-73
Bentinck tp. <i>See</i> Durham.		British American Nickel Co.....	22
Beresford, John.....	62	British Canadian Mines, Ltd.....	51
Bertie tp. <i>See</i> Ridgeway.		British Columbia.	
Beryl.		Blister copper.....	22
Industry.....	29	Gypsum.....	97
Production (1929).....	5	Britt, feldspar.....	55
Bessemer matte.....	21, 22	Brittain, William.....	78
Bexley tp. <i>See</i> Coboconk.		Brockington, G. A.....	91
Bickell, J. P.....	79, 99, 104	Brocklebank, Arthur.....	53, 103
Bidgood, F. C.....	84	Bronte, stone quarry.....	61
Bidgood g. m.		Brougham tp. <i>See</i> Black Donald Graphite Co.	
<i>See also</i> next ref.		Brown, F. B.....	86
Manager and address.....	51	Brown, J. E.....	67
Operations.....	66	Brown, R. R.....	75
Bidgood Consolidated Gold Mines, Ltd.		Brown, S. H.....	103
Capital; officers.....	66	Brown, Wm.....	57
Biederman, Albert G.....	57	Bruce co. <i>See</i> Amabel tp., Brant tp.	
Big Eddy, water power.....	99, 101	Brule, A. A.....	60
Big-Lode Gold Mines, Ltd.....	43	Bruner, E. D., & Sons.....	60
Billets, steel, price.....	26	Brunner Mond, Canada, Ltd.	
Billings Bridge, stone quarry.....	60	Chemical plant.....	57
Birks, R. T.....	74		
Birmingham, England, rolling mills.....	99, 100		
Bishop, A. L.....	67		
Bismuth.			
Price.....	2		

	PAGE		PAGE
Brunner Mond, Canada, Ltd.— <i>Con.</i>		Canada Lime Co.	58
Lime quarry	58	Canada Mica Co.	56
Stone quarry	60	Canada Nighthawk Mines, Ltd.	29
Bryce, Robert A.	78	Canada Sand-Lime Pressed Brick Co.	58
Bucher, J. L.	75	Canada Talc Co.	35, 57, 112
Buck Lake mica m.	56	Canada Vitrified Products, Ltd.	44
Bucke tp. <i>See</i> Agaunico s. m.; York- shire Cobalt Mg. Co.		Canadian Aggregates, Ltd.	59
Buckingham, Que., grinding mills	31	Canadian Associated Goldfields, pro- duction	12
Buffalo Mines, Ltd., dividends	18	Canadian Copper Co., dividends	25
Building blocks, statistics	41, 42	Canadian Electric Castings Co.	21, 27
Building materials. <i>See</i> Structural materials.		Canadian Enterprise, Ltd.	86
Building permits	36	Canadian Furnace Co.	26, 27, 54
Building stone, statistics	4, 40	Canadian Gold Mines, Ltd.	43
Building trades, lime consumption	38	Canadian Gypsum Co.	31, 37
Building Services, Ltd.	54	Manager and address	55
Bull, F. J. C.	83	Officers; capital; operations	32, 96
Bullion, receipts of crude, at Mint	15	Canadian Industries, Ltd.	32
<i>Bullion Circular</i>	1	Chemical plants	54, 55, 57
Bunclark, Richard	53, 104	Operations	113
Bunker Hill Extension Mines, Ltd.	91	Canadian National r'y.	2
Bunting, R. F.	55, 96	Canadian Pandora Gold Mines, Ltd.	43
Burford tp., sand and gravel	59	Canadian Pyrites, Ltd.	55
Burgess tp. <i>See</i> South Burgess tp.		Candee, C. M.	75
Burlington, mineral water	33	Canusa Mg. and Exploration Co. <i>See also</i> Scottish-Ontario g. m.	
Burns, accidents from	118	Capital; officers	66
Burpee, F. D.	86	Canyon water power	21
Burwash, E. M.		Cardiff tp.	
Rept. by, on Classes for Prospectors 129-131		<i>See also</i> International Radium and Resources, Ltd.	
Burwash, K. C.	52	Pegmatite dikes	28
Business construction contracts, value	36	Carleton co.	
Butler, granite quarry	62	<i>See also</i> Beckwith tp.; Billings Bridge; Galetta; Gloucester tp.; Ottawa.	
Byrne, J. J.	52, 78	Lead and Zinc Mg. <i>See</i> Kingdon Mg., Smelting & Mfg. Co.	
C		Limestone	61
Cabana, Oliver, Jr.	93	Sand and gravel	59
Cain (foreman)	123	Carlsbad, Ltd.	56
Cain, C. E.	53, 104	Carlsbad Springs	53
Calabogie. <i>See</i> Black Donald Graphite Co.		Carman tp.	
Calcite, industry	29, 30	<i>See</i> Shaw Porcupine Gold Mines.	
Calcium chloride, in saline waters	33	Carroll Bros.	59
Caldwell, J.	78	Carter, J. M.	109
Caldwell pyrite m.	32, 55	Casey tp.	
Caledonia. <i>See</i> Gypsum, Lime and Alabastine, Canada, Ltd.		Silver production, 1904-1931	17
Caledonia Springs	56	Casey Cobalt Silver Mg. Co., dividends	18
Calgary, Alta.	97	Casey Mountain Operating Synd.	67
California, gold production	15	Casey Summit Gold Mines, Ltd.	
Calvin, C. C.	68	Capital; officers; operations	67
Camden tp., sand and gravel	60	Manager and address	51
Cameron, Jas. D.	56	Castle s. mine	53
Cameron, W. M.	58	Castle-Trethewey Mines, Ltd.	53
Campbell, Angus D.	104	Capital; officers; operations	104
Canada.		Dividends	18
Calcite imports	30	Casual fees, revenue	44
Dollar, price of	1, 2	Cayuga North tp. <i>See</i> Decewsville.	
Feldspar statistics	31	Cement, Portland. <i>See</i> Portland Cement.	
Gold production	15	Central Institution	1
Limestone for flux	26	Central Patricia Gold Mines, Ltd.	43
Metal prices and markets	2	Centreville, sand and gravel	60
Value of construction contracts	36	Chalcopryrite.	
Canada Cement Co.		North Clearwater l.	83
Limestone quarry	60	Werner l.	63
Plants	36, 37, 57	Chalmers, Miss M.	58
Canada Crushed Stone Corp.	60	Champ, H. H.	114
Canada Dry Ginger Ale, Ltd.	56	Charges for assays and analyses	49
Canada Gypsum and Alabastine, Ltd. <i>See</i> Gypsum, Lime and Alabastine, Canada, Ltd.		Chatham, lime	58
		Chatham tp. <i>See</i> Wallaceburg.	
		Chats island, Ottawa r. <i>See</i> Galetta.	

	PAGE		PAGE
Chemical fees, revenue.....	45	Coleman tp.— <i>Continued.</i>	
Chemical works.		Cobalt Townsite, Cross Lake,	
<i>See also</i> Canadian Industries, Ltd.		Crown Reserve, Foster, Kerr	
Lime consumption.....	38	Lake, McKinley-Darragh-	
Limestone consumption.....	40	Savage, Nipissing, Nova Scotia,	
Cherry, W. S.....	74	O'Brien, Penn-Canadian, Silver	
Chester tp., gold.....	7	Leaf, Temiskaming s. mines.	
Chicken grit. <i>See</i> Poultry grit.		Colling, J. H.....	97
Chitty, F. L.....	53, 104	Common brick, statistics.....	4, 5, 41, 42
Christie, Chas. R.....	58	Companies for early gold mining.....	7
City of Cobalt s. m.....	19	Company incorporations.....	43, 44
City of Cobalt Mining Co., dividends..	19	Concord, mineral water.....	33
Claims recorded.....	46, 47	Concrete. <i>See</i> Kalicrete.	
Clappison Corners, limestone quarry...	61	Conderman, B. C.....	83
Clarence tp.		Coniagas Mines, Ltd., dividends.....	18
Limestone.....	61	Coniaurum g. mine.	
Mineral water. <i>See</i> Bourget.		Manager and address.....	51
Clark, G. M.....	106	Operations.....	67, 68
Clark, R. N.....	70	Production.....	9, 10
Classes for prospectors.		Rescue training.....	127
Report by E. M. Burwash.....	129-131	Coniaurum Mines, Ltd.	
Clauson, V. C.....	51, 64	Capital; officers.....	67
Clay products, industry and		Coniston.	
statistics.....	4, 5, 41, 42	Acid plant.....	32, 55
Cleaver Mines, Ltd.....	44	Smelter.....	21, 54, 59, 101, 103
Cleland, R. H.....	63, 115	Conkey, M. J.....	65
Clifton g. m., production.....	11	Conlin, Herbert L.....	59
Clydach, Wales, nickel refinery.....	23, 99-101	Conolly tale m.....	57
Coal. <i>See</i> Coke industry; Lignite.		Consolidated Feldspar Corp.....	31
Cobalt (mineral).		Consolidated Sand and Gravel, Ltd....	59
<i>See also</i> Bellellon Lorrain, Foster s.		Construction contracts.....	36
mines; Kenora Prospectors and		Cooper, D. F.....	63, 115
Miners, Ltd.; McKinley-Darragh-		Cooper, James.....	85
Savage s. m.		Cooper Gold Mines, Ltd.....	84
Industry.....	16, 17	Copings, statistics.....	4, 5, 42
price.....	1, 2	Copper.	
production.....	4-7	Industry and statistics.....	20-26
from silver mines.....	20	premium on exchange.....	3
Cobalt, Ont.		price.....	1, 2, 22
Silver.		production.....	4, 5, 7
<i>see also</i> Cobalt s. area.		from silver ores.....	20
mines and managers listed.....	53	Mines.	
refinery.....	54	<i>see also</i> Falconbridge Nickel Mines,	
Testing laboratories.....	49	Ltd.; Internat. Nickel Co.; Tread-	
Cobalt silver area.		well Yukon Co.; White Lake	
Mines. <i>See</i> Bucke tp.; Coleman tp.		Mines, Ltd.	
Production.....	17	accidents in.....	116
Cobalt Central Mines Co., dividends..	18	dividends paid by.....	3, 24
Cobalt Comet Mines, Ltd., dividends..	18	managers and addresses.....	51, 53
Cobalt Contact s. m.....	53, 104	profit tax.....	48
Cobalt Lake s. m.....	53	Refinery.	
Cobalt Lake Mining Co., dividends....	19	<i>see also</i> Ontario Refining Co.	
Cobalt Reduction Co.....	54	gold and silver from.....	9, 16
Cobalt Silver Queen, Ltd., dividends..	18	Smelter. <i>See</i> Smelters.	
Cobalt Townsite s. m.....	19, 53	Copper Cliff.	
Cobalt Townsite Mining Co., dividends	19	Acid plant.....	32, 54, 55, 113
Cobaltite, Werner l.....	63	Concentrator.....	101
Coboconk, lime.....	53	Orford process removed to.....	21, 23
Cochrane district.		Refinery.....	2, 8, 21-26, 54
Gold mg. <i>See</i> Porcupine gold area.		Smelters.....	54, 99, 101, 103
Mining lands, revenue.....	45	Corey, Wm. E.....	99
Cockshutt, C. F.....	51	Cornwall tp., limestone quarry.....	61
Coghill, J. M.....	26	Correspondence details.....	47
Coke industry.....	26, 27	Coughlin, W. A.....	52, 90
Cold Spring Granite Co.....	44	Cowan, J.....	78
Cole, A. A.....	49	Cowie, Geo. S.....	56
Coleman, D. L.....	62	Crabtree, H. S.....	83
Coleman mining div., claims recorded..	46	Craig, Ernest.....	53, 56, 99
Coleman tp.		Craig, R. M.....	61
Silver mg. <i>See</i> Aladdin, Beaver,		Craig, T. H.....	55
Cobalt Contact, Cobalt Lake,		Craine, J. L.....	62

	PAGE
Cre-lit Valleys Quarries, Ltd.	62
Creighton nickel m.	
Labour employed.	103
Manager and address.	53
Monel metal made from ore of.	100
Operations.	21, 102
Training for mine rescue.	127
Creighton tp. <i>See</i> Creighton nickel m.; Errington m.	
Cromwell, Wm. N.	99
Crosby, J. W.	64
Cross Lake s. m.	53, 111
Crown Reserve s. m.	53, 106
Crown Reserve Mining Co., dividends. .	18
Crushed stone, statistics.	40
Cryderman nickel m. <i>See</i> Garson m. .	
Cunningham, Andrew.	67
Curbstone statistics.	40
Custom duties. <i>See</i> Tariffs.	
Customs assaying.	50
Cyanamide.	38

D

Dalton, J. A.	75
Darlich, Samuel B.	87
Davidson g. m., production.	11
Davis, A. E.	70
Davison, F. E.	75
Davison, Luther.	78
Davy, R. M.	90
Dawn oil field.	34
Deacon, T. R.	60
De Blois, W. H.	54, 55
Decewsville, sand and gravel.	60
Decewsville Crushed Stone, Ltd.	60
De Clute oil pool.	34
Decoy, Auguste.	83
Deloro, refinery. <i>See</i> Deloro Smelting & Refining Co.	
Deloro tp. <i>See</i> Ankerite g. m.; Hayden Gold Mines Co.; March g. m.	
Deloro Smelting & Refining Co.	25, 29, 54
Officers; operations.	113
Delta, lime quarry.	58
Deneault, F.	56
Dent tp. <i>See</i> Metals Development, Ltd.	
Department of Highways. <i>See</i> High- ways Dept.	
Department of Mines. <i>See</i> Ontario De- partment of Mines.	
Department of Northern Development. .	39
De Pencier, H. P.	51, 68
Depressions (1830, 1857), notes on.	vi
Deroche tp., silica brick.	56
De Santis, Peter. <i>See</i> De Santis Gold Mg. Co.	
De Santis Gold Mg. Co.	
Manager and address.	51
Operations.	68
Production.	11
Deschênes, Que.	22
Dewar, Duncan L.	61
Diatomite, industry and statistics.	4, 5, 30
Diatomite Products, Ltd.	30, 54
Dibblee Construction Co.	60
Dickens tp. <i>See</i> O'Connor, W. J.	
Dickenson, J. G.	111
Dickson, George.	49
Disputes about claims.	47

	PAGE
Dividends and bonuses.	
Gold mining.	3, 13, 14
Nickel-copper mining.	3, 24, 25
Silver-cobalt mining.	3, 18, 19
Dixon, R.	46
Dobbins, W. J.	105
Dome g. m.	
<i>See also</i> Dome Mines, Ltd.	
Manager and address.	51
Operations.	68-70
Production.	9, 10
Dome tp. <i>See</i> Howey g. m.	
Dome Extension g. m.	70
Dome Mines Co., Ltd.	13
Dome Mines, Ltd.	
<i>See also</i> Dome g. m.	
Dividends.	13, 14
Officers; financial statement.	68, 69
Dominion Diatomite, Ltd.	30
Dominion Foundries and Steel, Ltd.	27
Dominion Mines & Quarries, Ltd.	56
Dominion Salt Co.	57
Dominion Sugar Co.	58
Donaldson, Oliver G.	93
Donaldson, Samuel.	61
Dorfman, A.	91, 105
Douro tp. <i>See</i> Lakefield.	
Dover tp., oil production.	34
Downing, C. E.	58
Doyle oil pool.	34
Drain tile, statistics.	4, 5, 41, 42
Draper tp., diatomite.	30
Draughting office, North Bay.	50
Dredging operations.	59
Drilling accidents.	118, 119
Dry-press brick, statistics.	41, 42
Dufferin Paving and Crushed Stone Co. .	60
Dulles, John F.	59
Dumfries North tp. <i>See</i> North Dumfries tp.	
Duncan, F. W.	75
Duncan, G. R.	131
Dundas, limestone quarry, municipal. .	60
Dunkin g. m.	83
Dunlop, J. M. C.	53, 104
Dunlop, R. O.	67
Dunwich tp., oil production.	34
Durham, sand and gravel.	59
Durham co. <i>See</i> Amaranth tp.	
Dutton oil field, production.	34
Duty, customs.	
Barite.	29
Copper.	2
Feldspar.	31
Dwyer, feldspar.	55
Dye, Robert E.	92
Dysart tp. <i>See</i> Haliburton.	

E

Eagle lake.	35
Eagle Lake Soapstone Mines, Ltd.	57
Eagleland Mines, Ltd.	44
Earle, E. P.	109
East Neebish isld.	56
East Zorra tp., sand and gravel.	60
Edgar Irvine Co.	60
Eganville, lime near.	58
Eldon tp. <i>See</i> Kirkfield Crushed Stone, Ltd.	
Electricity, accidents from.	118-120

	PAGE		PAGE
Electrolytic copper.		Fennell, Robert	65
Price	2	Ferro-alloys, industry	26, 27
Refining. <i>See</i> Ontario Refining Co.		Fineout, Emma	59
Electro-Metallurgical Co. of Canada	27	Fire.	
Elgin co.		Frood mine	121-127
Oil. <i>See</i> Dunwich tp.		Hollinger mine	120-123
Sand and gravel	60	Fisher, N. R.	85
Elk Lake. <i>See</i> Ashley g. m.		Fitzroy tp. <i>See</i> Kingdon Mfg., Smelting & Mfg. Co.	
Ellins Bros.	59	Flagstone, statistics	40
Elliott, R. A.	113	Fleming, A. G.	37
Elora, lime plant	58, 97	Floor tile, statistics	4, 5, 41, 42
Embossed brick, statistics	42	Flower pots, statistics	42
Emily tp., sand and gravel	59	Flower Station. <i>See</i> Caldwell pyrite m.	
Empire Limestone Co.	59	Flue linings, statistics	4, 5, 42
Employees. <i>See</i> Labour statistics.		Fluorite crystals, Cardiff tp.	28
Enamelled brick, statistics	42	Fluorspar	4, 5, 31, 55
Engineering construction contracts	36	Flux, limestone for	26
England.		Flynn, W. A. O.	111
<i>See also</i> Great Britain.		Foley g. m.	51
Notes on depression in	vi	Forbes, D. L. H.	52
Ennis, R. J.	52	Report by, on Teck-Hughes g. m.	90, 91
Report by, on McIntyre-Porcupine g. m.	79-81	Forest Reserve permits, revenue	46
Enniskillen tp., petroleum	34	Fort Frances, classes for prospectors	130, 131
Enterprise, sand and gravel	60	Fort Frances mg. div., business reports	46
Erenhous, Leo	66, 78	Fort William.	
Errington, Joseph	64	Classes for prospectors	129, 131
Errington copper-lead-zinc m.		Municipal trap quarry	62
<i>See also</i> Treadwell Yukon Co.		Foster, R. R.	59, 60
Manager and address	51	Foster s. m.	53, 112
Operations	64	Foster Cobalt Mining Co., dividends	18
Esqueping tp.		Foundry iron, price	26
Lime plants. <i>See</i> Limehouse; Milton.		Fox, E. D.	79
Sandstone quarry	62	Fraser, Alistair	85
Essex co.		Frontenac co.	
<i>See also</i> Amherstburg; Anderdon tp.		Limestone	61
Sand and gravel	60	Mica. <i>See</i> Canada Mica Co.	
Essex Transit Co.	59	Frontenac Floor and Wall Tile Co.	30, 55
Etobicoke tp., sand and gravel	59, 60	Frontier s. m.	53
Euphemia tp., oil production (1931)	34	Frood nickel mine.	
Europe, industrial outlook	100	Fire	123
Evans, D. Owen	99	Manager and address	53
Evans, W. J.	83	Operations	102
Exchange, monetary	1, 12	Fryatt, B. J.	70
Exolon Co., Ltd.	27	Fuller Gravel, Ltd.	59
Explosives, accidents from	116, 119	Futterer, Edward	51, 74
F		G	
Face brick, statistics	4, 5, 41, 42	Galena, North Clearwater l.	83
Fairlie, M. F.	106	Galetta. <i>See</i> Kingdon Mfg., Smelting & Mfg. Co.	
Falconbridge tp.		Gallagher, Raymond	58
<i>See</i> Falconbridge Nickel Mines.		Gallagher Lime and Stone Co.	58
Falconbridge Nickel Mines, Ltd.		Gananogue, granite quarry	62
Capital; officers; operations	21, 98, 99	Gardiner, P. R.	78
Manager of mine and address	53	Garnet, Werner l.	63
Quartz quarry	56	Garson nickel m.	
Rescue station	127	Manager and address	53
Smelter	21, 54, 99	Operations	103
Fancy, W. F.	98	Gas, natural, permits	45
Fancy brick, statistics	4, 5, 42	Gauthier tp. <i>See</i> Argonaut g. m.	
Faraday tp., limestone quarry	61	Genesee Feldspar Co.	55
Farr limestone quarry	61	Germany.	
Fasken, Alex.	68, 109	Beryl sent to	29
Favel	74	Cobalt-silver concentrates sent to	105
Fawcett, T. W.	51, 71	Financial crisis	1
Fees, assays, recording, etc.	44, 45	Lignite sent to	97
Feine, Geo. R.	64, 83	Gibbs, F. B.	96
Feldspar.		Giffen, L. G.	53, 105
Associated with uraninite	28	Gilbertson, Gordon	60
Industry and statistics	4, 5, 30, 31		
Mines and managers, listed	55		

	PAGE		PAGE
Gill, J. R.	54, 99	Graphite.	
Gillespie Co., Geo. H.	35, 57, 112	Industry and statistics.	4, 5, 31, 32
Gillies, R. A.	54, 114	<i>See also</i> Black Donald Graphite Co.	
Ginn, H. G., acknowledgments	46	Grattan tp. <i>See</i> Eganville.	
Glass factories.		Gravel. <i>See</i> Sand and gravel.	
Lime consumption	38	Gray, George	52
Limestone consumption	40	Great Britain.	
Glen William, sandstone quarry	62	Withdrawal from gold standard.	1
Glendenning, Geo.	86	effect of	100
Glenelg tp., lime	58	Great Lakes, sand and gravel production	38
Gloucester tp.		Green, W. F.	49
Limestone quarry	61	Greenburn Sand and Gravel Co.	59
Mineral water. <i>See</i> Carlsbad Springs.		Greene, E. H.	65
Sand and gravel	60	Greene, Richard T.	109
Goderich, salt	35	Greenock tp., sand and gravel	59
Goderich Mineral Water Co.	56	Greenshields, C. G.	85
Goderich Salt Co.	57	Grenville Crushed Rock Co.	62
Goetz, E. P.	68	Grey co. <i>See</i> Owen Sound.	
Gogama	7	Grotz, Frederick	87
Classes for prospectors	130, 131	Guelph, lime plant	37, 58
Gold.		Guelph tp., limestone	61
Industry and statistics	1-15	Guess, H. A.	91
milling, lime consumption	38	Gurd, Chas., & Co.	56
premium on exchange	3	Gypsum.	
prices	1-3	Industry	31, 32
production	4, 5, 7-12	Mines, accidents	116
from refineries	22-24	Mining. <i>See also</i> Canadian Gypsum	
increases	1	Co.; Gypsum Lime and Alabastine,	
world	15	Canada.	
Mines.		Production	4, 5
<i>see also</i> Michipicoten, Porcupine g.		Gypsum, Lime and Alabastine, Canada,	
areas; Patricia portion; Timis-		Ltd.	
kaming dist.; Thunder Bay		Gypsum.	
dist.		mining	55, 96, 97
accidents in	116	plants	31, 32
dividends paid by	3, 13, 14	Lime plants	37, 58
managers and addresses	51	Limestone quarries	61
profit tax	48	Gypsumville, Man., lime quarry	97
reports	64-96	Gzowski, C. S.	85
Gold standard.			
Great Britain abandons	1	II	
effect of	100	Hagersville.	
Gold Banks Syndicate.		Gypsum. <i>See</i> Canadian Gypsum Co.	
Capital; officers; operations	70	Limestone	60
Manager and address	51	Hagersville Contracting Co.	60, 61
Gold Hill g. m., production	12	Hagersville Quarries, Ltd.	60, 61
Gold Reef g. m., production	11	Haggarty, J. C.	56
Goodwin, H. A.	91	Haight, J. C.	75
Gordon, A. E.	62	Haileybury.	
Gordon Bay Quarries, Ltd.	60	Classes for prospectors	130, 131
Gordon Crushed Stone Co.	60	Limestone. <i>See</i> Farr limestone quarry.	
Gordon Granite Co.	62	Haldimand co. <i>See</i> Gypsum; Walpole	
Gosfield South tp., sand and gravel	60	tp.	
Gow, James	58	Haliburton, limestone	60
Gowdy, Wm.	58	Haliburton co.	
Gowganda mining div., business report	46	Mineral water. <i>See</i> Wilberforce.	
Gowganda silver area.		Radium. <i>See</i> Internat. Radium &	
<i>See also</i> Castle-Trethewey Mines;		Resources, Ltd.	
Miller Lake O'Brien s. m.		Hall, H. C.	67
Production	17	Hall, Oliver	102
Graham, R.	75	Hall, W. S.	84
Graham, Wm. T.	99	Halladay, Reg.	99
Granada Gold Mines, Ltd.	43	Halton co.	
Granite, production	4, 5, 40	Lime. <i>See</i> Esquesing tp.	
Granite gneiss, Cardiff tp.	28	Limestone	61
Grant, A. J.	61	Mineral water	33
Grant, Gideon	78	Sandstone quarries	62
Grantham tp.		Hamburg, Germany, cobalt-silver con-	
Limestone	61	centrates sent to	105
Mineral water. <i>See</i> St. Catharines.			

	PAGE		PAGE
Hamilton.		Hornblende, associated with uraninite.	28
Iron blast furnace. <i>See</i> Steel Co. of		Horne, Martin	121, 122
Canada.		Horne, William	62
Lime plant	58	Horton tp. <i>See</i> Renfrew.	
Hamilton, F. H.	91, 105	Hotchkin, M. W.	52, 91
Hamilton By-Products Coke Ovens, Ltd.	28	Houston, James	51, 65
Hammell, J. E.	74	Howard, N. H.	59
Hammersmith, M. A.	64	Howe, J. P.	61
Handley-Gerlach Mines, Ltd.	43	Howells, E. M.	78
Hanover, John	79	Howey g. m.	
Hardy, J. Gordon	67, 98	<i>See also</i> Howey Gold Mines, Ltd.	
Harkness, J. G.	52, 86	Manager and address	51
Harkness, R. B.		Operations	74
Notes by, on natural gas and petroleum.	33, 34	Production	9
Harper's Weekly, notes from, on depression of 1857	vi	Howey Gold Mines, Ltd.	
Harris, G. H.	68	Capital; officers	74
Harvey, W. H., and Son	61	Huddleston and Cline	11
Hastings co.		Hudson Bay Mines, Ltd., dividends	18
<i>See also</i> Canada Cement Co.; Deloro		Hudson Bay Mining and Smelting Corp.	106
Smelting and Refining Co.		Huffman Construction Co., R. C.	61
Limestone	61	Hughes g. m., production	11
Talc. <i>See</i> Madoc.		Humberstone tp. <i>See</i> Port Colborne; Sherkston.	
Haultain tp. <i>See</i> Castle-Trethewey		Hunt, G. M.	70
Mines, Ltd.		Hunta	21
Hawk Lake, granite quarry	62	Huntingdon, W. Va., rolling mills	99, 100
Hayden, Charles	99	Huntingdon tp.	
Hayden Gold Mines Co.		Sand and gravel. <i>See</i> Fuller Gravel.	
Capital; officers; operations	70, 71	Talc.	57
Manager and address	51	Huron co.	
Haydte, statistics	4, 5, 41, 42	<i>See</i> Goderich; Skinner, Robt.	
Heckscher, August	109	Huronian Mining and Finance Co.	97
Henderson Mines, Ltd.	57	Hurst, S. H.	62
Henniger, M. G.	61	Hutchings, Wm.	86
Henning, C. F.	96	Hutchinson, Wm. J.	99
Henvey tp., feldspar	55	Hybla, feldspar near	55
Herbele, T. W.	70	Hyde, B. S.	55
Heseler, lime	58, 97	Hydrated lime. <i>See</i> Quicklime and lime.	
Hess tp., lead-zinc mill erected	97	Hydro-Electric power.	
Heyson tp. <i>See</i> Howey g. m.		International Nickel Co.'s plant	99, 101
High falls, Spanish r., water power	84, 99	Hydro-Electric Power Commission	21
Highland Creek, sand and gravel	59	Hyman, Bernard N.	87
Highways Department.			
Limestone quarries worked by	61	I	
Sand and gravel output	39	Imperial Oil Co.	34
Hill, Mr. (James)	131	Imperial Oil Refineries, Ltd.	34
Hill, H.	60	Ince, Geo. H.	63
Himrod, W. C.	90	Incorporations of mining companies	43, 44
Hinde, James H.	58	India.	
Hinde Bros.	59	Currency question	1
Hocking, William	84	Gold production	15
Hogarth, D. M.	67	Industrial construction contracts, value	36
Hokanson, Swan	62	Industrial outlook, Europe	100
Holden, John B.	71	Ingham, Clark L.	87
Holland, H. E.	46	Ingram, J.	91, 105
Hollinger g. m.		Innerkip Lime & Stone Co.	37, 58
<i>See also</i> Hollinger Consol. Gold Mines.		Innertip Quarries, Ltd.	60, 61
Fire	120-123	Insecticides. <i>See</i> Arsenic.	
Manager and address	51	Inspectors of Mines.	
Operations	72, 73	Reports on mines	63-114
Production	9, 10	Reports on mining accidents	115-128
Hollinger Consolidated Gold Mines, Ltd.		Insulex	32
Capital; officers; financial statement	71, 72	Interlake Transportation Co.	59
Dividends	13, 14	International Gold, Ltd.	43
Profit tax	48	International Nickel Co.	
Hollinger Gold Mines, Ltd., dividends	13	<i>See also</i> Ontario Refining Co.	
Hollow building blocks, statistics	41, 42	Dividends	25
Hone, A. D.	131	Equipment for mine rescue	127
Hook, O. M.	55	Fire	121
Hooker, T.	60	Mines, managers and addresses	53
Hoover, Herbert	31		

	PAGE
International Nickel Co.— <i>Continued</i>	
Operations.....	21, 22, 99-103
Profit tax.....	48
Smelters.	
<i>see also</i> Coniston; Copper Cliff.	
managers and addresses.....	54
Refineries.	
<i>see also</i> Ontario Refining Co.; Port	
Colborne.	
manager and address.....	54
International Radium and Resources,	
Ltd.	
Capital and shares.....	44, 103
Manager and address.....	53
Officers; operations.....	28, 103
Iona oil field. <i>See</i> Duawich tp.	
Iridium, price.....	2, 22
Iron blast furnaces. <i>See</i> Iron ore.	
Iron ore.	
Blast furnaces.	
listed.....	27, 54
operations.....	113, 114
Industry and statistics.....	5, 7, 26, 27, 38
Iron pyrites.	
Industry and statistics.....	4, 5, 32
Mine and manager.....	55
Irvine Co., Edgar.....	60
Island Falls.....	21
J	
James, E. S.....	21
James, F. Conway.....	58
James tp. <i>See</i> Ashley g. m.	
Jamieson, J. A.....	58
Jamieson Lime Co.....	58
Jasper, limestone quarry. <i>See</i> Quinton,	
W. Y.	
Jelly (miner).....	121
Jennett, D. L., Ltd.....	53, 105
Johns, H. R.....	103
Johnston, Albert W.....	90
Johnston, Robert.....	78
Johnston, Strachan.....	79
Johnston Bros. Co.....	61
Joliette, Que., lime plant.....	97
Jubilee g. m.....	84, 86
Jupiter g. claims.....	79
Jupp Construction Co.....	59
K	
K. 740-43, 867, 1,400-406, 1,364-72,	
1,397-99 g. locs. <i>See</i> Howey g. m.	
Kalicrete.....	37
Kamiskotia g. area. <i>See</i> De Santis Gold	
Mg. Co.	
Kashabowie, gold near. <i>See</i> Moss Gold	
Mines, Ltd.	
Keast, A. J.....	52, 79
Keeley, E. C.....	63, 115
Keeley s. m.	
<i>See also</i> Keeley Silver Mines, Ltd.	
Manager and address.....	53
Operations.....	105
Keeley Silver Mines, Ltd.	
Capital; officers.....	105
Dividends.....	18
Profit tax.....	48
Kendrick, Horace.....	66
Kenlus Mines, Ltd.....	53
Kennedy, A. J.....	50, 57

	PAGE
Kennedy, D. E.....	58
Kennedy, H. G.....	53, 111
Kennedy, Murray.....	53
Kennedy, W. A.....	58
Kennedy and Sons, Ltd., Wm.....	27
Kenora, classes for prospectors.....	130, 131
Kenora dist.	
<i>See also</i> Patricia portion.	
Cobalt mg. <i>See</i> Kenora Prospectors	
and Miners.	
Gold mg. <i>See</i> Mikado g. m.	
Granite quarry. <i>See</i> Butler.	
Mining lands, revenue.....	45
Kenora mining division, business report	46
Kenora Prospectors and Miners, Ltd.	
Capital; officers.....	63
Cobalt mg.....	51, 63
Gold mg. <i>See</i> Mikado g. m.	
Kent, W. C.....	56
Kent co., oil production.....	34
Kerr Lake s. m.	
Manager and address.....	53
Operations.....	103
Kerr Lake Mines, Ltd., dividends.....	19
Kerr Lake Mining Co., dividends.....	18
Kidder, S. T.....	53, 103
Killarney, quartz quarry.....	56
Kincardine Salt, Ltd.....	35, 57
Kingdon Mining, Smelting and Mfg. Co.	28
Manager and address.....	52
Operations.....	97
Kingston, feldspar plant.....	55
Kingston penitentiary, limestone.....	61
Kingston tp.	
<i>See also</i> Wehman, Jacob.	
Grinding plant.....	30
Sand and gravel.....	59
Kingston Sand and Gravel Co.....	59
Kinkel, Edward G.....	64, 83
Kirkland Commodore Mines, Ltd.....	43
Kirkfield Crushed Stone, Ltd.....	60, 61
Kirkland Divide Gold Mines, Ltd.....	43
Kirkland Gold Rand, Ltd.....	43
Kirkland Lake.	
<i>See also</i> Kirkland Lake gold area.	
Classes for prospectors.....	130, 131
Kirkland Lake gold area.	
Dividends.....	14
Gold production.....	7-9
and silver.....	12
Labour statistics.....	8, 9
Mines. <i>See</i> Teck tp.; Lebel tp.	
Kirkland Lake g. m.	
Manager and address.....	52
Operations.....	75
Production.....	9, 12
Rescue station.....	128
Kirkland Lake Gold Mg. Co.	
<i>See also</i> Kirkland Lake g. m.	
Capital; officers.....	75
Dividends.....	14
Kirkland Securities, Ltd.....	76
Kirkland Townsite g. m.	
Manager and address.....	52
Operations.....	75
Kirkland Townsite Gold Mines, Ltd.	
Capital; officers.....	75
Manager and address.....	52
Kirkpatrick, S. F.....	113
Kitley tp., limestone quarry.....	61
Knapp, E. B.....	52, 76

	PAGE
Knox, John, Jr.	51, 84
Knox, John, Sr.	71, 84
Knox, M. E.	84
Knox, M. K.	84
Knutson, Martin O.	51, 52, 64
Knutson, Oscar	5, 52, 83
Kobler, Henry	64, 83
Koons, Edward L.	87
Kowkash mining div., business report	46
L	
Laboratories. <i>See</i> Temiskaming Testing Laboratories	49
Labour statistics.	
General	4
Gold mg.	89
Gypsum	32
Lime	38, 39
Nickel-copper	22, 24
Salt	35
Sand-lime brick	39
Stone industry	40
Structural materials	36
Talc	35
Lacey mica m.	56
Lahey, Geo.	61
Lake Erie, sand and gravel dredging operations	59
Lake Geneva Mining Co.	52, 97
Lake of the Woods, g. claims. <i>See</i> Mikado g. m.	
Lake Shore g. m.	
<i>See also</i> Lake Shore Mines, Ltd.	
Manager and address	52
Operations	76-78
Production	9, 12
Lake Shore Mines, Ltd.	
Capital; directors	76
Dividends	13, 14
Profit tax	48
Lake Superior.	
Granite quarry. <i>See</i> Peninsula.	
Sand and gravel, dredging	59
Silver. <i>See</i> Silver Islet.	
Trap. <i>See</i> Fort William.	
Lakefield, cement plant	36, 57
Lakeland Gold Mines, Ltd.	
Officers; operations	78
Manager and address	52
Lambton co., oil	34
Lamoreaux, Adrian	56
Lanark co. <i>See</i> Beckwith tp.; Pakenham tp.	
Langmuir g. m. <i>See</i> De Santis Gold Mg. Co.	
Langton, Thos.	60
Lapish, F. C.	59
Larder Lake mining div., business reports	46
La Roche g. m.	
Manager and address	52
Operations	76
La Roche Mines, Ltd.	
Capital; directors	75
La Rose Mines, Ltd., dividends	18
La Rose Rouyn Mines, Ltd.	66
Lauper, R. A.	58
Law Construction Co.	61
Lawson, T. W.	97

	PAGE
Lead.	
Industry	28
price	2
production	3, 7
from silver mines	16, 20
Mines.	
<i>see also</i> Errington g. m.; Kingdon Mg., Smelting & Mfg. Co.	
accidents in	116
managers and addresses	51, 52
Leases, revenue	45
Lebel, M. H.	83
Lebel tp. <i>See</i> Moffatt-Hall Mines.	
Lee, Dwight B.	68
Lee, W. W.	56
Lee tp. <i>See</i> Lee Gold Mines, Ltd.	
Lee Gold Mines, Ltd.	
Capital and date of charter	43
Manager and address	52
Officers; operations	78
Leeds co.	
Lime. <i>See</i> Delta.	
Limestone	61
Leeds tp., granite quarries	62
Legate, J. H.	60
Lennox and Addington co. <i>See</i> Camden tp.	
Leslie, H. T.	56
Levack nickel m., labour employed	103
Licensed dredging operators	44, 59
Light, Herbert	86
Lignite, Onakawana field	55, 67
Lime.	
<i>See also</i> Quicklime and lime.	
Operators and managers, listed	57
Lime, hydrated, production	4, 5
Limehouse.	
Lime	58, 97
Sandstone	62
Limestone.	
Domestic, for fluxing iron ores	26
Operators listed	69, 61
Statistics	4, 5, 40
Limestone Products, Ltd.	61
Lincoln co. <i>See</i> Grantham tp.	
Lindsay, C.	61
Lindsay, Geo. H.	63
Lindsay, Halstead	98, 109
Lindsay, Ida A.	63
Lindsay, Thayer	67, 98
Lionite Abrasives, Ltd.	27
Little, Mark	53, 105
Little, Walter	70
Loesch, Gustave	64, 83
Lois Lake Gold Mining Co.	44
London Rolling Mills Co.	27
Longford Crushed Stone Co.	61
Longwell, Alexander	67, 112
Lorrain-Trout Lakes Mines, Ltd., dividends	18
Loughborough Mining Co.	56
Louvicoourt tp., Que.	71, 84
Lucky Coon Gold Mining Co.	43
Lucky Cross g. m., production	12
Ludwig, M. H.	112
Luke, Mr.	131
Lyman, R. H.	52, 73
Lyndoch tp., beryl	29
Lythmore. <i>See</i> Gypsum, Lime and Alabastine, Canada.	

M	PAGE
Mabou, N. S., lime plant.....	97
McAlpine, K.....	62
McAlpine Bros., sandstone quarry.....	62
McAndrew, J. A.....	28, 103
McArthur, T. A.....	46, 130
MacAskill, Donald.....	103
Macassa g. m. <i>See also</i> Macassa Mines, Ltd. Manager and address.....	52
Operations.....	78, 79
Macassa Mines, Ltd. Capital; officers.....	78
Macaulay, T. B., notes by, on depression of 1830.....	vi
McAuley, N. J.....	46, 131
McCamus, T.....	75
McChesney Gold Mines, Ltd.....	43
McCloskey, H. C.....	74
McCollam Gold Mines, Ltd.....	43
McConnell, J. W.....	99
McCready, W. E.....	53, 106
MacDonald, A. G.....	70
MacDonald, A. N.....	61
MacDonald, E.....	55
MacDonald, Peter.....	54
McDougall, D. H.....	79, 104
McDougall, W. L.....	71
McDougall tp., granite quarry.....	62
McElroy tp. <i>See</i> Tashota Gold Mines, Ltd.....	97
McEwan, J. U.....	97
McFadden, J. J.....	97
McGill Gold Mines, Ltd.....	44, 109
McGinnis, T. A.....	61
McGinnis and O'Connor.....	61
McGowan, Sir Harry.....	99
McGregor, C. F.....	46, 131
Machin, Ida F.....	63
McIntyre g. m. <i>See also</i> McIntyre-Porcupine Mines, Ltd. Manager and address.....	58
Operations.....	79-82
Production.....	9, 10
McIntyre Extension g. m.....	79
McIntyre-Porcupine Mines, Ltd. Capital; officers.....	79
Dividends.....	13, 14
Profit tax.....	48
McKee, Geo. M.....	86
McKee, James Wm.....	62
McKee Bros.....	62
McKim tp. <i>See</i> Frood nickel m.	53, 106
McKinley-Darragh-Savage s. m.....	53, 106
McKinley-Darragh-Savage Mines of Cobalt, Ltd.....	18
McKinley Mines Securities Co.....	53, 105
McLean, A. B., and Sons.....	59
McLean Building Review.....	36
MacLeish, J. E.....	96
McLennan, Frank.....	84
McMahon, James E.....	75
McMartin, Allen A.....	71
McMartin, R. H.....	114
Macnamara, L.....	56
McNeill, W. K. Report by, on Provincial Assay Office.....	49
McPhee, John.....	51, 66
McPherson, Wm. B.....	66, 73
McQueen, A. M.....	75

	PAGE
McQuigge, J. R.....	61
McQuoid, H. M.....	60
Madawaska Minerals, Ltd.....	29
Madawaska Syndicate, beryl deposits worked by.....	29
Madoc, talc.....	35, 57, 112
Madoc tp., fluorspar.....	31, 55
Magnetite, associated with uraninite.....	28
Maisonville tp. <i>See</i> Lakeland Gold Mines.	Malden tp. <i>See</i> Amherstburg.
Mallor, Michael J.....	61
Manitoba. Blister copper.....	22
Gypsum mill. <i>See</i> Winnipeg.	59
Maple, sand and gravel.....	43, 44, 61
Maple Leaf Marble Quarries, Ltd.....	17
Maple Mountain silver area, production.....	45, 46
Maps, revenue from sale of.....	41
Marble, production.....	43
Marble and Stone Co. of Canada, Ltd.....	43
March g. m. <i>See also</i> March Gold, Ltd. Manager and address.....	52
Operations.....	83, 84
Production.....	9, 10
March Gold, Ltd. Capital; officers.....	83
Marcy, William L.....	87
Mark, Joseph.....	97
Markus limestone quarry.....	61
Marmora tp. Limestone quarry.....	60
Refinery. <i>See</i> Deloro Smelting & Refining Co.	63
Marsh, Geo. F.....	56
Martin, A. G.....	76
Martin, Ernest.....	53, 106
Martin, George.....	53, 106
Martin's Siding. <i>See</i> Diatomite Pro- ducts, Ltd.....	7
Matachewan area, gold, low grade.....	44
Matachewan Holdings, Ltd.....	43
Matachewan Township Mines, Ltd.....	130, 131
Matheson, classes for prospectors.....	75
Matthews, A. C.....	68
Maulson, Frank E.....	34
Maybee Corners, oil.....	60
Medonte tp., sand and gravel.....	99
Mein, Wm. W.....	99
Melchett, Rt. Hon. Lord.....	99
Merica, Paul D.....	60
Merivale, limestone quarry near.....	3
Metal mines, dividends paid by.....	2
Metal prices.....	31
<i>Metal and Mineral Markets</i> , extract from on feldspar trade.....	1-28
Metallic minerals. Industry and statistics.....	51-53
Mines listed.....	116-120
Metallurgical works. <i>See also</i> Refineries; Smelters. Accidents in.....	38
Lime consumption.....	54
Listed.....	113, 114
Operations.....	83, 84
Manager and address.....	52
Metropolitan Gold Mines, Ltd.....	43
Mexico, gold production.....	15

	PAGE		PAGE
Mica.		Mississagi Forest Reserve. <i>See</i> White Lake Mines, Ltd.	
Industry and statistics.....	4, 5, 32, 33	M. J. O'Brien, Ltd. <i>See</i> O'Brien, M. J., Ltd.	
Mines and managers.....	56	Moffatt, L. R.....	52, 84
Michie, A.....	60	Moffatt, T.....	60
Michipicoten gold area.		Moffatt-Hall Mines, Ltd.	
Gold mg. <i>See</i> Minto g. m.; Parkhill g. m.		Capital; officers; operations.....	84, 85
Interest in, renewed.....	7	Manager and address.....	52
Mickle, G. R.....	48	Molybdenite, production.....	3-5, 7
Middlesex co. <i>See</i> Mosa tp.		Mond, Robert L.....	99
Middleton, J. N.....	61	Mond Nickel Co.	
Mikado g. m.		Dividends.....	25
Manager and address.....	52	Rhodium recovered by.....	23
Production.....	9	Sales.....	100
Mill Lake granite quarry.....	62	Montgomery, J.....	70
Millar, R. J.....	61	Montgomery, R. J.....	62
Millen, M. M.....	58	Montreal, Que.	
Millenbach, John P.....	51, 67	Copper refinery; metal market.....	2
Miller, Edwin Lang.....	93	Gypsum mill.....	97
Miller, George C.....	68, 90	Whiting plant.....	29
Miller, George J.....	66	Montreal River mining div., claims recorded.....	46
Miller, Gerald F.....	93	Montreal River silver area, production.....	17
Miller, W. N.....	46, 131	Moore, C. W.....	84
Miller Lake O'Brien s. m.		Moore tp., oil production.....	34
<i>See also</i> O'Brien, Ltd., M. J.		Moose River basin, lignite.....	97, 98
Manager and address.....	53	Moot, Welles V.....	87
Operations.....	111	Morden, W. S.....	112
Profit tax.....	48	Morey, Ross.....	55
Millerton Gold Mines, Ltd.....	13	Morlock, W. S.....	98
Milton, lime plant.....	58, 97	Morris, A. W.....	78
Mincor Exploration and Development Co.....	107	Morris, G. H.....	65
Mine rentals, revenue.....	45	Morris, S.....	58
Mine rescue stations. <i>See</i> Rescue stations.		Morrison, J. W.....	83
Mine Centre, gold. <i>See</i> Foley g. m.		Morrison, Thomas.....	99
Mineral industry.		Morrow, R.....	30
Production (up to 1931).....	4-6	Morse, George F.....	61
Report by Rogers and Young on....	1-44	Mosa tp., oil production.....	34
Mineral water.		Mosher, I.....	53, 109
Industry and statistics.....	4, 31, 33	Mosher g. claims.....	109
Makers listed.....	56	Moss tp. <i>See</i> Moss Gold Mines.	
Minerals Development, Ltd.....	56	Moss Gold Mines, Ltd.	
Miners' licenses and permits.....	46, 47	Capital; officers; operations.....	85, 86
Mines Department. <i>See</i> Ontario Department of Mines.		Manager and address.....	52
Mines of Ontario, report on by Inspectors.....	63-114	Moulthorp, C.....	58
Mining accidents, report on by Inspectors.....	115-124	Moyle, H.....	53, 112
Mining company incorporations.....	43, 44	Mumford, W. J.....	53, 103
Mining divisions, business report.....	46	Munro-Croesus Mines, Ltd.....	9, 11, 43, 52
Mining leases, revenue.....	45	Murchison tp., mica.....	56
Mining revenue and expenditure.....	44	Murdoch, James Y.....	93
Mining Act of Ontario.....	49	Muskoka dist. <i>See</i> Diatomite Products, Ltd.	
Mining Corporation of Canada, Ltd.....	19, 54	Mutz, H. J.....	53
<i>See also</i> Ashley g. m.			N
Capital; officers.....	106	Nairn Falls hydro-electric plant.....	99, 101
Dividends.....	18	Nassagaweya tp., limestone quarry.....	61
Mine managers and addresses.....	53	National Sand and Material Co.....	59
Operations.....	106-109	Natural Gas Commissioner, permits....	45
Mint. <i>See</i> Royal Canadian Mint.		Neelands, E. V.....	109
Minto g. m.		Neelon tp. <i>See</i> Coniston.	
<i>See also</i> Minto Gold Mines, Ltd.		Nelson, J. C.....	52, 84
Manager and address.....	51	Nelson tp.	
Operations.....	84	Limestone.....	61
Production.....	9	Mineral water. <i>See</i> Burlington.	
Minto Gold Mines, Ltd.		Neilly, Balmer.....	79, 104
Capital; officers.....	84	Nelson Crushed Stone Co.....	61
Mispickel. <i>See</i> Arsenic.		Nepean tp. <i>See</i> Foster, R. R.	
		Neukom, Geo.....	66

	PAGE		PAGE
New Algoma District Power Co.	84	Northwestern Ont., gold mg.	
New England States, notes on feldspar industry	31	<i>See also</i> Kenora dist.; Patricia portion; Thunder Bay dist.	
New York, metal prices	2	Labour statistics	8
New Zealand, gold production	15	Production	9
Newray g. m., production	10	Norway.	
Niagara Falls, lime kilns	57	<i>See also</i> Kristiansand.	
Nichol tp. <i>See</i> Eloro.		Nickel refinery	21
Nicholls, John C.	99, 103	Nova Scotia. <i>See</i> Mabou.	
Nichols, C. W.	109	Nova Scotia s. m.	53, 104, 105
Nickel.		Novar, diatomite near	30
Industry and statistics	21-25		
premium on exchange	3	O	
price	2, 3	Oakes, Harry	75, 76
production	4, 5, 7	Oakes, Lewis	76
from silver ores	20	O'Brien, A. E.	121
Mines.		O'Brien, J. A.	113
<i>see also</i> Falconbridge Nickel Mines, Ltd.; Internat. Nickel Co.		O'Brien, M. J.	113
accidents in	116	O'Brien s. m.	
dividends paid by	3, 24, 25	Gold production	9
managers and addresses	53	Manager and address	53
profit tax	48	Operations	111
reports	98-103	Profit tax	48
Refineries.		O'Brien, Ltd., M. J.	
<i>see also</i> Refineries.		<i>See also</i> Miller Lake O'Brien s. m.;	
gold and silver from	9, 16	O'Brien s. m.	
Smelters. <i>See</i> Smelters.		Dividends	19
Nickel Hill Synd.	17	Mines listed	53
Nickel Holdings Corp.	25	Operations	111
Nicol tp. <i>See</i> Miller Lake O'Brien s. m.		Profit tax	48
Night Hawk Peninsular g. m., production	10	Occupation leases	45
Nil, F.	57, 58, 60	O'Connor, Albert	52, 87
Nipigon Forest Reserve. <i>See</i> Beardmore g. m.		O'Connor, W. J.	56
Nipissing dist.		Oceania, gold production	15
Mica. <i>See</i> Murchison tp.		O'Donald, John C.	53, 112
Mining lands, revenue	45	O'Flynn, W. A.	53
Nipissing s. m.		Ogden, P. W.	89
<i>See also</i> next two refs.		Ogden tp. <i>See</i> De Santis Gold Mfg. Co.;	
Operations	109-111	Hayden Gold Mines Co.	
Manager and address	53	Oglebay, Norton and Co.	44
Nipissing Mines Co., Ltd.		Ohio, U. S., lime exports from	37
Capital; officers	109	Oil, mineral. <i>See</i> Petroleum.	
Dividends	19	Oil Spring oil field, production	34
Nipissing Mining Co., Ltd.		Oliver, R.	99
Capital; officers	109	Onakawana, lignite mg.	55, 97, 98
Dividends	19	Oneida tp. <i>See</i> Hagersville; Lythmore.	
Profit tax	48	Onondaga tp., oil production	34
Nitre cake, plant for	21, 113	Ontario Reformatory, limestone quarry	61
Non-metallic minerals.		Ontario co. <i>See</i> Pickering tp.	
Industry and statistics	4-6, 29-42	Ontario Bureau of Mines	6
Mines, quarries, and works, listed	54-57	Ontario Cement Co.	44
Noranda.		Ontario Department of Mines.	
Limestone quarry	61	Lignite mg., Onakawana	55, 97, 98
Smelter	16, 26	Ontario Forest Service	131
Norfolk co. <i>See</i> Waterford Sand & Gravel, Ltd.		Ontario Gravel Freighting Co.	59
Normaray Gold Mines, Ltd.	43	Ontario Kirkland g. m., production	12
Normetal Mining Corp.	107	Ontario Mining Act	49
Norrie and McHarg	62	Ontario Power Service Corp.	21
Norris, C. A.	64	Ontario Radium Corp.	28
North Bay, draughting office	49	Ontario Refining Co.	
North Caroline, feldspar, statistics	31	Labour statistics	4
North Caguya tp. <i>See</i> Decewsville.		Manager and address	54
North Clearwater l.	83	Operations	21, 101, 102, 114
North Dumfries tp., limestone	61	Ontario Research Foundation	97
Northerown g. m., production	10	Ontario Rock Co.	62
Northern Ontario Power Co.	107	Opemiska Copper Mines, Ltd.	84
Northway, John A.	74	Orford process	21
		Orillia tp., limestone	61
		Ornamental brick, statistics	4, 5, 42
		O'Rourke, M. F.	46

	PAGE		PAGE
Osler, Britton.....	99	Peterborough co.	
Osmium.....	22	Cement. <i>See</i> Lakefield.	
O'Sullivan, C. D.....	64	Sand and gravel operators.....	59
Ottawa.		Trap quarry. <i>See</i> Belmont tp.	
Classes for prospectors.....	130	Peterson Lake Silver-Cobalt Mg. Co.,	
Mint. <i>See</i> Royal Canadian Mint.		dividends.....	19
Owen Sound.		Petman, R. O.....	103
Lime.....	57	Petroleum.	
Limestone quarry, municipal.....	61	Industry, notes by R. B. Harkness.....	33, 34
Oxford co. <i>See</i> Beachville; East Zorra		Statistics.....	4, 5, 29
tp.		Petrolia oil field, production.....	34
Oxford tp., limestone.....	60	Phillips, Ed.....	37
		Pickering tp., sand and gravel.....	59
P		Pierce, Jas. S.....	70
Pacaud tp. <i>See</i> Barry-Hollinger g. m.		Pig iron. <i>See</i> Iron ore.	
Painkiller l. <i>See</i> Blue Quartz g. m.		Pilliner, A. B.....	53, 112
Pakenham tp., mineral water.....	56	Pinnington, E.....	53, 104
Palladium.		Pipe, sewer. <i>See</i> Sewer pipe.	
<i>See also</i> Platinum metals.		Pirson, John.....	61
Price.....	2, 22	Pittsburgh Lorrain s. m.....	53, 104
Paper mills, limestone for.....	41	Platinum, price.....	2
Paris.		Platinum metals.	
Abrasive plant.....	97	Industry, notes by R. B. Harkness.....	33, 34
Sand and gravel.....	59	Premium on exchange.....	3
Park, Hugh.....	53	Production.....	4, 5, 7
Report by on Nipissing s. m.....	109-111	Sales.....	100
Parker, R. D.....	102	Platt Veteran g. claims.....	79, 80
Parkhill g. m.		Plenaureum g. claims.....	80
<i>See also</i> Parkhill Gold Mines, Ltd.		Plumbago. <i>See</i> Graphite.	
Manager and address.....	52	Plympton tp., oil production.....	34
Operations.....	86	Point Edward, dredging operators.....	59
Production.....	9	Poitevin, E.....	130
Parkhill Gold Mines, Ltd.		Pollard, F. A.....	78
Capital; officers.....	86	Pomeroy, Robert W.....	90
Parkinson, N. F.....	98	Pontardawe, Wales.....	99
Parry Sound dist. <i>See</i> McDougall tp.;		Ponton, W. N.....	31
Novar; Perry tp.		Porcupine, South. <i>See</i> South Porcu-	
Parry Sound mining div., claims re-		pine.	
corded.....	46	Porcupine gold area.	
Pascal's tp., Que.....	107	Barite.....	29
Paterson, J. D.....	85	Dividends.....	13, 14
Paterson, W.....	97	Gold production.....	7-9
Patricia g. m., production.....	12	and silver.....	10, 11
Patricia portion of Kenora.		Labour statistics.....	8, 9
<i>See also</i> Red Lake mg. div.		Mines. <i>See</i> Deloro, Ogden, Shaw,	
Gold mg. <i>See</i> Casey Summit Gold		Tis'ale, and Whitney tps.	
Mines; Howey g. m.; Metals Devel-		Premium on exchange.....	11
opment, Ltd.		Porcupine mining div., business reports	46
Mining lands, revenue.....	45	Porcupine Crown g. m.	
Patterson, Robert. <i>See</i> Benson and		Crosscut by Vipond to reach vein of.....	92
Patterson.		Dividends.....	14
Paving blocks, statistics.....	40	Production.....	10
Paymaster g. m., production.....	10	Porcupine Crown Mines, Ltd., dividends, 13, 14	
Peat.		Porcupine Pet g. m., production.....	11
Industry.....	34	Porcupine United Gold Mines, Ltd.	
Production.....	4, 5	<i>See also</i> Rochester g. m.	
Pegmatite dikes, Cardiff tp.....	28	Capital; officers; operations.....	86, 87
Pembroke, limestone quarry.....	61	Production.....	9, 11
Peninsula, granite.....	62	Porphyry Hill g. m., production.....	11
Penn-Canadian s. m.....	53, 104	Port Arthur, classes for prospectors.....	129, 130
Penn-Canadian Mines, Ltd., dividends	19	Port Colborne.	
Pepys, Samuel, extract from diary of...	7	Cement plant.....	36, 57
Permits. <i>See</i> Boring permits; Forest		Iron blast furnace.....	26, 27
Reserve permits; Building permits;		Nickel refinery... 8, 21-26, 54, 99-101, 113	
Miners' licenses and permits.		Orford process removed from.....	21, 23
Perry tp. <i>See</i> Dominion Diatomite,		Porter, J. Bonsall.....	90
Ltd.		Portland cement.	
Perth co. <i>See</i> St. Marys Cement Co.		Industry and statistics.....	4, 5, 36, 37
		Operators listed.....	57
		Portsmouth, limestone quarry.....	16

	PAGE
Pottery from domestic clay.	
Statistics.....	4, 5, 41, 42
Poultry grit, limestone for.....	40, 41
Power. <i>See</i> Water power.	
Prairie provinces, cement for.....	37
Premier Gold Mining Co.....	91
Premiums on gold.....	2, 3, 9, 12
Prescott co. <i>See</i> Caledonia Springs.	
Prescott tp. <i>See</i> Peat.	
Preston, mineral water.....	33
Preston g. m., production.....	11
Price, C. W.....	53, 112
Price.	
Building materials.....	36, 38, 41
Metals.....	2
Oil.....	34
Profit tax, revenue.....	45, 48
Prospectors, classes for, report by E. M. Burwash.....	129-131
Prosser, Seward.....	99
Provincial Assay Office, report on.....	49, 50
Pulp and paper mills.	
Lime consumption.....	38
Limestone consumption.....	40
Puslinch, lime plant.....	97
Puslinch Quarry, Ltd. <i>See</i> Canada Crushed Stone Corp.	
Pyrite. <i>See</i> Iron pyrites.	
Pyrrhotite, Werner I.....	63

Q

Quarries.	
<i>See also</i> Limestone; Sandstone; Trap rock.	
Accidents in.....	116, 117, 120
Listed.....	60-62
Quartz and quartzite.	
Industry and statistics.....	4, 5, 29, 34, 35
Quarries listed.....	56
Quebec, province of.	
<i>See also</i> Bourlamaque; Deschênes; Louvicourt tp; Montreal; Noranda; Pascalis tp.	
Lime plants and quarries.....	97
Queenston Quarries, Ltd.....	60
Quemont Mg. Corp.....	107
Quicklime and lime.	
For coking.....	27
Industry.....	4, 5, 38
Quinn Stone and Ore Co.....	62
Quinton, W. V.....	61

R

Radium. <i>See</i> International Radium & Resources; Uraninite.	
Railroad ballast, stone for.....	39, 40
Rainy River dist., mining lands, revenue	45
Raleigh tp.	
Lime. <i>See</i> Chatham.	
Oil production.....	34
Rama tp., limestone.....	61
Ramsay tp., lime.....	58
Rawdon co., limestone.....	61
Rea, T. H.....	67
Rea g. m., production.....	10
Rea Consolidated Gold Mines, Ltd.	
Dividends.....	13, 14
Read, E. R.....	90
Record books, revenue from sale of.....	44

	PAGE
Recording fees, revenue.....	35
Red lake. <i>See</i> Howey g. m.	
Red Lake Mining div., business reports	46
Redington, John.....	51
Reece-Hall, R.....	62
Refineries.	
<i>See also</i> Metallurgical Works.	
Cobalt. <i>See</i> Deloro Smelting & Refining Co.	
Copper. <i>See</i> Ontario Refining Co.	
Gold and silver from Ni.-cu. refineries	9, 16
Listed.....	54
Nickel. <i>See</i> Port Colborne; Kristiansand; Clydach.	
Platinum metals. <i>See</i> Acton.	
Silver. <i>See</i> Cobalt Reduction Co.; Deloro Smelting & Refining Co.	
Statistics.....	4, 16, 20, 23-26
Reilley, W. W.....	90
Renfrew, lime.....	58
Renfrew co. <i>See</i> Brougham tp.; Lyndoch tp.; Renfrew; Wilberforce.	
Rescue stations, notes on.....	127, 128
Residential construction contracts, value	36
Retrospect and Prospect, notes on.....	vi
Revenue, mining.....	44
Rhodesia, gold production.....	15
Rhodium, price.....	2, 22
<i>See also</i> Platinum metals.	
Richardson, J. A.....	99
Richardson, feldspar.....	55
Richardson uraninite m.....	28, 53
Ridgeley g. claims.....	92
Ridgeway, limestone.....	61
Right of Way Mines, Ltd., dividends..	19
Right of Way Mining Co., dividends..	19
River Sand-Brick Co.....	58
Road metal, limestone for, statistics..	40
Robb tp. <i>See</i> De Santis Gold Mg. Co.	
Roberts, W. A.....	51, 66
Roberts, W. H.....	60
Robertson, James (Estate).....	28
Robillard, B. E.....	61
Robinson, J. H.....	58
Robinson, John B.....	58
Robinson, L. V.....	55, 96
Robinson, T. F.....	61
Robinson, T. H.....	58
Roblin, sand and gravel.....	60
Roche, J. C.....	75
Rochester g. m.	
<i>See also</i> Porcupine United Gold Mines.	
Manager and address.....	52
Production.....	9
Rockwood, lime.....	58
Roddy, J. M.....	61
Rodgers, C. E.....	52, 87
Rogers, W. R.	
Report by (and A. C. Young) on Mineral Industry (1931).....	1-44
Romney Gas and Oil Co.....	43
Roofing tile, statistics.....	4, 5, 41, 42
Rope tests, notes and photo of machine for.....	123-127
Rose, E. H.....	106
Rose, R. R.....	52, 97
Rothwell, T. E.....	49
Roussac, J. A. S.....	52, 86
Routly, H. T.....	61
Royal Canadian Mint, bullion receipts..	15
Royalties, sand and gravel.....	44

	PAGE		PAGE
Russell, D. J.	51, 64	Sesikimika	78
Russell, Samuel	61	Sewer brick, statistics	4, 5, 42
Russell co. <i>See</i> Bourget.		Sewer pipe, statistics	4, 5, 41, 42
Russell tp., limestone quarry	60	Shaft accidents	116
Russia, gold production	15	Shale products. <i>See</i> Clay products.	
Ruthenium, price	2, 22	Shane, George R.	58
<i>See also</i> Platinum metals.		Shane Line Co.	58
S			
St. Anthony g. m.	7	Sharman, J. H.	51, 70
St. Catharines, mineral water	33	Sharpe, Alfred H.	87
St. Charles, W. P.	76, 103	Sharps and Wilkins	1
St. Clair r., sand and gravel	59	Shaw tp. <i>See</i> Shaw Porcupine Gold Mines, Ltd.	
St. Louis, U. S., metal market	2	Shaw Porcupine Gold Mines, Ltd.	
St. Mark, Que., lime plant	97	Manager and address	52
St. Marys Cement Co.	36, 57	Operations	87
St. Marys Crushed Stone, Ltd.	60	Sheppard, W. J.	79, 104
Salmon, H. H.	60	Sherkston, sand and gravel	60
Salmon River, B. C., lime plant	97	Sherritt-Gordon copper m.	85
Salt.		Sherry, J. P.	83
Industry and statistics	4, 5, 29, 35	Shillington, R. J.	91, 92, 105
Pits, listed	57	Shipley, Grant B.	99
Salter, W. R.	83	Shorey, F. C.	89
Sand and gravel.		Silica brick.	
Accidents in pits	115-119	Industry and statistics	4, 5, 34, 35
Operators	59, 60	Quarry	56
Production	4, 5, 39	Silicosis, prevention treatment	82
Royalties and license fees	44	Silver.	
Sand-lime brick.		Industry and statistics	16-20
Lime consumption	38	premium on exchange	3
Plants	58	price	1, 2, 110
Production	4, 5	production	4, 5, 7, 16, 17, 20
Sandoe, Richard	53, 112	from refineries	22-24
Sandstone, quarries and managers listed	62	Mines.	
Sandwich, chemicals and salt	35, 57	<i>see also</i> Cobalt, Gowganda s. areas; S. Lorrain tp.	
Sanitaris, Ltd.	56	accidents in	116
Sarnia, salt works	57	dividends paid by	3, 18, 19
Sarnia tp., oil production	34	managers and addresses	53
Sault Ste. Marie.		profit tax	48
Business report	46	reports	103-112
Classes for prospectors	130, 131	Refineries. <i>See</i> Cobalt Reduction Co.; Deloro Smelting and Refining Co.	
Iron blast furnace. <i>See</i> Algoma Steel Corp.		Silver Centre. <i>See</i> Bellellen Lorrain s.m.; Keeley s.m.	
Schmidt, Chas. J.	83	Silver Islet, silver production	17
Schram, Robt.	66	Silver Leaf s. m.	53, 104
Schumacher. <i>See</i> Coniaurum g. m.; Dome g. m.; McIntyre-Porcupine g. m.		Silver Queen s. m. <i>See</i> Cobalt Silver Queen, Ltd.	
Schumacher g. m., production	10	Simcoe co. <i>See</i> Orillia tp.	
Schumacher shaft	73	Simrall Refining Corp. of Canada, Ltd.	43, 44
Schumacher Gold Mines, Ltd., dividends	13	Sinclair, D. G.	65, 115
Schwengel, Jacob	83	Sin-Mac Lines, Ltd.	59
Scotland. <i>See</i> Great Britain.		Sixt, W. M.	52, 75
Scott, H. L.	62	Skead tp., gold production	12
Scott, S.	67	Skinner, Robert	59
Scott, T. G.	59	Slaght, Arthur	78
Scottish-Ontario g. m.		Slocum l.	30
<i>See also</i> Canusa Mg. and Exploration Co.		Smelters, nickel-copper.	
Manager and address	51	<i>See also</i> Coniston; Copper Cliff; Fal- conbridge Nickel Mines; Noranda.	
Operations	68	Lime consumption	38
Production	11	Listed	54
Segsworth, R. F.	68	Statistics	4, 21-26
Selenium.		Smith, Arnold	53
Price	2	Smith, J. D. C.	46
Production	3, 4, 5, 7	Smith, J. E. L.	78, 131
Seller, George	54	Smith, Percy	121, 122
Seneca tp. <i>See</i> Caledonia.		Smith, R. Home	91, 105
Seneca Superior Silver Mines, Ltd.		Smith, R. M.	61
Dividends	17	Smythe, C., Ltd.	59

	PAGE
Soapstone, production.....	4, 5, 35
Sodium chloride. <i>See</i> Salt.	
Soft-mud brick, statistics.....	41, 42
Soliaque, L.....	90
South Africa. <i>See</i> Africa; Rhodesia; Transvaal.	
South Burgess tp., mica.....	56
South Dumfries tp. <i>See</i> Paris.	
South Gosfield tp. <i>See</i> Gosfield S. tp.	
South Lorrain tp. Silver mg. <i>See also</i> Bellelén Lorrain, Frontier, Keeley, Pittsburgh Lor- rain s. mines. silver production.....	17
South Porcupine. <i>See</i> Ankerite g. m.; Dome g. m.; March g. m.	
Spanish r., water power. <i>See</i> High falls.	
Spence, W. H.....	57
Spence Lake Diatomite, Ltd.....	44
Sphalerite, North Clearwater l.....	83
Spratt, J. H.....	60
Springer, Darius.....	61
Springs. <i>See</i> Mineral water.	
Stack, John J.....	75
Stafford, W. H.....	91, 105
Stamford tp. Lime kiln. <i>See</i> Niagara Falls. Limestone.....	61
Standard Quarries, Ltd.....	61
Standard White Lime Co.....	37, 58
Stanley, Robt. C.....	99
Stanley, Roy M.....	87
Statistical review, mineral industry.....	1-44
Steatite. <i>See</i> Soapstone.	
Steel industry.....	26, 27, 38
Steel Co. of Canada, Ltd. Manager and address.....	54
Operations.....	26-28, 114
Steele, R. W.....	85
Stein, Simon M.....	66
Stephen, G. L.....	75
Stephens, J.....	60
Sterling. <i>See</i> Exchange, monetary.	
Stern, Morton F.....	68
Stevensville, limestone quarry. <i>See</i> Pirson, John.	
Stewart, Robert.....	49
Stiff-mud brick, statistics.....	41, 42
Stodart, A. B.....	106
Stoklosar, Chas. A.....	55
Stone. Industry and statistics.....	4, 5, 40, 41
Quarries and managers listed.....	60, 61
Stormont co. <i>See</i> Cornwall tp.	
Stout, Andrew V.....	99
Stovel, J. H.....	68
Strathy tp., rare metals.....	23
Structural materials. Industry and statistics.....	4, 5, 36-42
Operators and managers listed.....	57-62
Structural tile, statistics.....	4, 5, 42
Stucco dash, limestone for, statistics.....	40, 41
Sturgeon l. <i>See</i> St. Anthony g. m.	
Sudbury. Classes for prospectors.....	130
Mine rescue station.....	127
Sudbury dist. <i>See also</i> Hess tp.; Platinum metals. Copper-zinc-lead mg. <i>See</i> Errington mine. Mining lands, revenue.....	25

	PAGE
Sudbury dist.— <i>Continued.</i> Nickel-copper. industry.....	21-25
mining. <i>See</i> Falconbridge Nickel Mines; International Nickel Co. of Canada.	
Sudbury mining div., business reports..	46
Sudbury-Abitibi power line.....	21
Sugar refineries. Lime for.....	38
Limestone for.....	40
Sulphur, production.....	4
Sulphuric acid. Amount used in coke industry.....	27
Plant for. <i>See</i> Canadian Industries, Ltd. Production.....	5
Recovery.....	32
Summer, O. W.....	70
Summerhayes, M. W.....	52
Report by, on Wright-Hargreaves g. m.....	93-95
Summers, Gordon M.....	66
Summit l.....	67
Superior Alloys, Ltd.....	27
Sutherland, Hugh A.....	60
Swastika. <i>See</i> Lee g. m.	
Swastika g. m., production.....	12
Swayze gold area.....	7
Swedish American Prospecting Co.....	83
Sydenham tp. <i>See</i> Owen Sound.	
Sylvanite g. m. <i>See also</i> Sylvanite Gold Mines, Ltd. Manager and address.....	52
Operations.....	87, 89
Production.....	9, 12
Sylvanite Gold Mines, Ltd. Capital; officers.....	87
Dividends.....	13, 14
Syndicates for gold mining.....	7
<i>See also</i> Company incorporations.	

T

Tait, Sir Thomas.....	86
Tale. Industry and statistics.....	4, 5, 35
Mining. <i>See</i> Canada Tale Co.; Gillespie Co., Geo. H.	
Tanneries, lime consumption.....	38
Tar, production in coke industry.....	27
Tarentorus tp. <i>See</i> Sault Ste. Marie.	
Tariffs. <i>See</i> Duty, customs.	
Tashota g. m. <i>See also</i> Tashota Gold Mines. Manager and address.....	52
Operations.....	90
Tashota Gold Mines, Ltd. Capital; officers.....	89
Tasker, Cyril.....	97
Tasmania, gold production.....	15
Taxes, revenue.....	45
Taylor, Roy.....	57, 112
Taylor, W. D.....	53, 104
Teck tp. Gold mg. <i>See</i> Bidgood g. m.; Gold Banks Synd.; Kirkland Lake, Kirk- land Township, Lake Shore, Ma- cassa, Sylvanite, Teck-Hughes, Tough-Oakes Burnside, Wright- Hargreaves g. mines.	

	PAGE		PAGE
Teck-Hughes g. m.		Tommy Burns, g. m., production	11
<i>See also</i> Teck-Hughes Gold Mines.		Toronto.	
Manager and address	52	Building permits	36
Operations	90, 91	Classes for prospectors	129, 131
Production	9, 12	Metal market	2
Teck-Hughes Gold Mines, Ltd.		Provincial Assay Office	49
Capital; officers	90	Sand-lime brick	38
Dividends	13, 14	plants listed	58
Profit tax	48	Toronto Brick Co.	58
Tellier, R. A.	96	Tough-Oakes Burnside g. m.	
Telluride g. m., production	9, 12	<i>See also</i> Toburn Gold Mines, Ltd.	
Telluride Gold Producers, Ltd.	43	Manager and address	52
Temiskaming s. m.	53, 112	Operations	91
Temiskaming and Hudson Bay Mg. Co.		Production	12
Dividends	19	Tough-Oakes Gold Mines, Ltd., divi-	
Temiskaming Mining Co., dividends	19	dends	13, 14
Temiskaming Testing Laboratories.		Towland Construction Co.	60
Fees collected	45	Townsend, Everett	55
Operations; financial statement	49	Townsend tp. <i>See</i> Waterford Sand &	
Terra Cotta quarries	62	Gravel, Ltd.	
Terrazzo flooring, limestone for, statistics	40, 41	Townsite-City s. m.	53
Testing laboratories. <i>See</i> Temiskaming		Trafalgar tp. <i>See</i> Bronte.	
Testing Laboratories.		Traftord, E. C.	106
Tests on wire rope	124	Transvaal, South Africa, gold produc-	
Thames r., sand and gravel dredging		tion	15
operations	59	Trap rock.	
Thamesville oil field, production	34	Industry and statistics	4, 5, 40
Thompson, J. F.	90, 103	Quarries and managers	62
Thomson, R. G. O.	75	Treadwell Yukon Co.	
Thorburn, A. C.	84	<i>See also</i> Errington m.	
Three Duck lakes, gold.	7	Officers	64
Thunder bay, L. Superior,		Recovery of lead concentrates	28
Sand and gravel, dredging operations	59	Treasure Island Gold Mines, Ltd.	43
Thunder Bay dist.		Trenbath (miner)	121
Gold mg. <i>See</i> Beardmore, Moss,		Tressider, Roy A.	78
Tashota g. mines.		Trethewey Silver Cobalt Mines, Ltd.	
Granite	62	Dividends	19
Mining lands, revenue	45	Trout Creek g. m.	
Sand and gravel. <i>See</i> Thunder bay.		Manager and address	52
Thurlow tp. <i>See</i> Canada Cement Co.		Production	9, 12
Tice, E. M.	65	Trout Creek Gold Mg. Co., Ltd.	52
Tiedt, Henry J.	64, 83	Tuberculosis, prevention treatment	82
Tilbury East tp., oil production	34	Tudhope, J. B.	79, 104
Tile, statistics	4, 5, 41, 42	Tuer, C. F.	84
Timiskaming dist.		Turn, E.	91, 108
Gold mg. <i>See</i> Ashley g. m.; Barry-		Turner, E. S.	86
Hollinger g. m.; Kirkland Lake g.		Tyrrell, J. B.	75
area; Lee Gold Mines, Ltd.		Tyrrell tp., g. claims	109
Mining lands, revenue	45		
Silver mg. <i>See</i> Bucke, Coleman,		U	
Haultain, Nicol, S. Lorrain tps.		Underground fires. <i>See</i> Fire.	
Timiskaming mining div., business re-		Unemployment and relief measures	59
ports	46	Union Carbide Co. of Canada	27
Timmins.		United Mineral Lands Corp. <i>See</i> Pay-	
Classes for prospectors	130, 131	master g. m.	
Gold mines at and near, listed	51, 52	United States.	
Mine rescue station	127	<i>See also</i> California; North Carolina;	
Royalty received from Hollinger	71	Ohio.	
Timmins, Jules R.	71	Copper stocks	22
Timmins, Leo H.	71	Feldspar statistics	31
Timmins, Noah A.	71, 97	Gold production	15
Tisdale tp.		Limestone from, for flux	26
Gold mg. <i>See</i> Coniaurum, Dome,		Metal prices	2
Hollinger, La Roche, McIntyre g.		Scrap mica sent to	32
mines; Porcupine United Gold		United States Gypsum Co.	32
Mines; Vipond g. m.		University of Toronto	131
Royalty received from Hollinger	71	Uraninite	28
Toburn Gold Mines, Ltd.		Urbane tp., sand and gravel	59
<i>See also</i> Tough-Oakes Burnside g. m.			
Capital; date of charter; officers	43, 91		
Tolman, J. D.	66, 86		

V	PAGE
Vanachrome Syndicate, Ltd.	43
Vancouver, B.C., gypsum mill	97
Van Der Voort, M. P.	91
Vanhise, W. J.	67
Vaughan, H. H.	89
Vaughan tp.	
Mineral water. <i>See</i> Concord.	
Sand and gravel	59
Vaughan Gold Prospecting Co.	43
Ventures, Ltd.	67
Vermilion r. <i>See</i> Wabageshik falls.	
Verona Quarries, Ltd.	55
Victoria co., limestone	61
Vincent, G. G.	113
Vipond g. m.	
<i>See also</i> Vipond Consolidated Mines.	
Manager and address	52
Operations	92, 93
Production	9, 10
Vipond Consolidated Mines, Ltd.	
Capital; officers	91
Dividends	13, 14
Profit tax	48
Vogan, S. J.	58

W

Wabageshik falls, water power	99
Wages. <i>See</i> Labour statistics.	
Wainwright, E. C.	54
Wales. <i>See</i> Clydach; Pontardawe.	
Walker, H. W.	54
Walker, J. G.	61, 130
Walker Bros., Ltd.	61
Wall board plant	32
Wallaceburg, lime	58
Wallaceburg Sand and Gravel Co.	59
Walpole tp., sand and gravel	60
Walton, Miss.	56
Walton, W. S.	87
Water, mineral. <i>See</i> Mineral water.	
Water power.	
<i>See also</i> Hydro-electric power; New Algonia District Power Co.	
Abitibi r.	21
Waterfall, A. T.	66
Waterford Sand and Gravel, Ltd.	59
Waterloo tp. <i>See</i> Bridgeport; Hespeler; Preston.	
Watson, C. G.	49
Watson, J. G.	106
Watson, J. P.	106
Wawa, gold mining near	84
Webster, A. R.	63, 115
Wehman, John	61
Weir, Rt. Hon. Lord	99
Welch, John	60
Weland canal	26, 61
Weland co., blast furnace	27
Weland Steel Castings, Ltd.	27
Wellington co. <i>See</i> Elora; Guelph tp.; Puslinch.	
Wende Albert	76
Wentworth co. <i>See</i> Ancaster; Clappison Corners; Hamilton.	
Weppler, Henry	58
Werner l., pyrrhotite	63
West Australia, gold production	15
West Dome Lake g. m., production	10
West Zorra tp., sand and gravel	59

	PAGE
Western Canada Flour Mills Co.	57
Western Canada Salt Co.	57
Wettlaufer, Conrad E.	90
Wettlaufer Lorrain Silver Mines, Ltd.	
Dividends	19
Whaley and Morris	58
White arsenic. <i>See</i> Arsenic.	
White Lake Mines, Ltd.	
Manager and address	51
Operations	64
Whiting	30
Whitney tp. <i>See</i> Scottish-Ontario g. m.	
Whittingham, H.	67
Wiarion, lime	58
Wickett, S. R.	104
Wilberforce.	
<i>See also</i> International Radium & Resources.	
Mineral springs	33
Uraninite	28
Wilberforce tp., lime	57
Wilford and Co., R. F.	61
William Kennedy and Sons, Ltd.	27
Williams, A. D.	49
Williamson, R. G.	67
Williamson, W. R.	67
Willow Grove, gypsum near	96
Wilson, W. P.	11
Winchester, limestone near	61
Windmill Point Crushed Stone Co.	61
Winnipeg, Man., gypsum mill	97
Wire rope, tests on. <i>See</i> Rope tests.	
Woman l.	83
Wood, C. Lindley	54
Wright, P. J.	61
Wright, S. B.	54, 113
Wright, W. H.	76, 93, 103
Wright and Co., quartz quarry	56
Wright-Hargreaves g. m.	
<i>See also</i> Wright-Hargreaves Mines.	
Manager and address	52
Operations	94-96
Production	9, 12
Wright-Hargreaves Mines, Ltd.	
Capital; officers; operating costs	93
Dividends	13, 14
Profit tax	48

Y

Yarmouth tp., sand and gravel	60
Yates, Harry	87
Yates, Richard C.	54
York co.	
Mineral water	33
Sand gravel	59
York Sandstone Brick Co.	58
Yorkshire Cobalt Mining Co.	53, 112
Young, A. C., Report by (and W. R. Rogers) on Mineral Industry (1931)	1-44

Z

Zinc.	
Industry	28
price	2
production	4, 5, 7
Mines.	
<i>see also</i> Lake Geneva Mg. Co.;	
Treadwell Yukon Co.	
accidents in	116
managers and addresses	51, 52
Zorra tp. <i>See</i> East Zorra tp.	

REPORT
OF THE
INSPECTOR OF LEGAL OFFICES
ONTARIO
1931

PRINTED BY ORDER OF
THE LEGISLATIVE ASSEMBLY OF ONTARIO
SESSIONAL PAPER No. 5, 1932



ONTARIO

TORONTO

Printed and Published by Herbert H. Ball, Printer to the King's Most Excellent Majesty
1932

TO THE RIGHT HONOURABLE SIR WILLIAM MULOCK, K.C.M.G.,
Administrator of the Province of Ontario.

MAY IT PLEASE YOUR HONOUR:

The undersigned begs respectfully to present to Your Honour the Annual Report of the Inspector of Legal Offices for the year ending 31st December, 1931.

WILLIAM H. PRICE,
Attorney-General.

Toronto, March, 1931.

REPORT
OF THE
Inspector of Legal Offices
Ontario, 1931

Osgoode Hall, Toronto,
March 14th, 1932.

THE RIGHT HONOURABLE SIR WILLIAM MULOCK, K.C.M.G.,
Administrator of the Province of Ontario.

SIR:—

I have the honour to present my report as Inspector of Legal Offices for the year ending December 31st, 1931.

I took over the duties of the office from my predecessor, Mr. Joseph Sedgwick, on the 1st of September, 1931, and some time was spent by me in familiarizing myself with the duties of my position.

During the four months of 1931 in which I held the appointment I inspected one hundred and thirty-two offices in thirty-three counties. My predecessor inspected a large number of offices, so that during the year the Province was almost entirely covered.

Messrs. W. W. Ellis and H. A. Locke, the Assistant Inspectors, visited three hundred and one Division Court Offices in the year. It has been found necessary to make a few changes in some of the offices. They report to me that the work of the Division Court officials is, on the whole, very well done.

Mr. H. R. Polson, Assistant Inspector, has occupied himself chiefly with Juvenile Courts and Police Magistrates. It is my intention to divide the inspection of Magistrates between Mr. Polson and myself. The jurisdiction of many of the Magistrates needs attention, and recommendations will be made during the year with a view to lessening the costs of the administration of justice, without in any way crippling it.

As announced in the 1930 report, the duties of the Inspector of Legal Offices were extended to cover the inspection of Juvenile Courts by Order-in-Council, dated December 9th, 1930. An actual inspection of these Courts has been made, as yet, in only a limited number of cases, but by correspondence an arrangement was made with each Court operating in the Province to furnish this office with an annual detailed statement of its activities for the previous year. Through the splendid co-operation of the officers of these Courts, I have received statements from them all for the year 1931, and as the statistics given by the different Courts are very interesting, I am presenting them elsewhere in this report.

The initial move to have a Juvenile Court established must always be made by the municipality, and the establishment of such a Court entails the maintenance of a Detention Home, and a Court Room separated from the regular Police Court. It is also necessary to appoint a Probation Officer and a Juvenile

Court Judge. When these matters have been satisfactorily settled, it only remains necessary to request the Attorney-General to arrange for the establishment of the Court.

Mr. W. A. James, the Auditor attached to my office, has audited practically all the county offices during the year. He has found some discrepancies, which have, of course, been made up. On the whole, however, he has found the books of the offices well kept.

The revenue collected by this office for the year 1931 from the different public offices under my supervision amounted to \$499,607.49, made up as follows:

	1931
Police Magistrates' Fines.....	\$128,654 73
Police Magistrates' Fees.....	55,155 41
(The above amounts represent moneys for fines and fees actually received by me and do not include fines and fees paid direct to the Inspectors under the L.C.A.)	
Local Registrars, S.C.O., County Court and District Court Clerks and Surrogate Registrars.....	120,209 02
Crown Attorneys and Clerks of the Peace.....	81,706 89
Crown Attorney's Estreats and Fines.....	2,866 36
Sheriffs.....	24,987 72
Registrars of Deeds and Local Masters of Title.....	27,728 04
Division Court Clerks and Bailiffs.....	58,248 32
Miscellaneous.....	51 00
Total.....	\$499,607 49

The income of this office has decreased by \$296,162.30. It should be pointed out, however, that the bulk of this decrease, amounting to \$250,896.02, is accounted for by reason of the recent judgment of the Privy Council where it was held that fines are not payable to the Province but to the municipality. If it were not for this decision, our receipts would have dropped only \$45,266.28.

I have found the officials throughout the Province most ready and willing to help me in the performance of my duties. I wish to thank the Assistant Inspectors, the Auditor, and Miss Irish, the Chief Clerk, for the manner in which they have performed their duties. My thanks are also due to Mr. Joseph Sedgwick for helping me to settle myself in my position, and to Mr. J. A. Humphries, K.C., for giving me at all times the benefit of his experience.

I attach herewith the following schedules and statements with reference to the office, which will be of interest to the various officers in the Province:

1. Statements—Osgoode Hall Offices (Surrogate Clerk, Administrative Branch, Appellate Division and Master's Office).
2. Financial statement of judicial offices, namely: Sheriffs, Surrogate Judges, Local Masters, S.C.O., Crown Attorneys, Clerks of the Peace, Local Registrars, County and District Court Clerks, and Surrogate Registrars.
3. Statement re Commuted Crown Attorneys.
4. Financial statement respecting Land Titles Offices.
5. Financial statement respecting Division Courts.

6. Financial statement respecting Registrars of Deeds.
7. Financial statement respecting Police Magistrates.
8. Statistical Report of the Juvenile Courts.
9. Appointments.
10. Observations by Inspector.

All of which is respectfully submitted.

I have the honour to be, Sir,

Your obedient servant,

W. W. DENISON,

Inspector of Legal Offices.

Statements

OSGOODE HALL OFFICES

- (a) Surrogate Clerk.
- (b) Administrative Branch.
- (c) Appellate Division.
- (d) Master, Supreme Court.

ANNUAL REPORT FOR YEAR 1931—SURROGATE CLERK'S OFFICE

1. Number of Notices of Application for Probate and Administration and Certificates Issued.....	11,552
2. Number of Notices of Application for Guardianship received and Certificates Issued.....	68
3. Number of Caveats Filed.....	113
4. Number of Searches in Office Paid for other than by Surrogate Registrars.....	248
5. Number of Deeds of Election Filed.....	6
6. Number of Supreme Court Orders Filed.....	19
7. Total Fees for 1931.....	\$6,666 10

REPORT OF THE BUSINESS OF THE ADMINISTRATIVE BRANCH FOR THE YEAR
ENDING WITH THE 31ST OF DECEMBER, 1931—SENIOR
REGISTRAR'S BRANCH

Number of Writs of Summons issued (of which 70 were concurrent writs).....	4,248
Actions entered in procedure book, commenced by writs issued during the year 1931.....	1,770
Actions entered in procedure book, transferred from county court during 1931.....	15
Actions entered in procedure book, commenced by writ during previous years.....	110
Actions entered in procedure book otherwise than by writs.....	16
Praecipe orders issued.....	177
Records passed.....	962
Writs of Execution, Fi. Fa., issued.....	1,216
Writs of execution, renewals, alias and pluries.....	200
Special writs (habeas corpus, etc.) issued.....	18
Actions entered for trial with jury.....	163
Actions entered for trial without jury.....	710
Amount of jury fees paid City Treasurer.....	\$492 00
Court orders.....	5,201
Mechanics' lien orders entered.....	240
Attorney-General orders entered.....	68
Fiats entered.....	1,039
Deed polls entered and filed.....	144
Judgments without trial.....	74
Judgments after trial.....	411
Judgments in chambers.....	123
Judgments by default, mortgage actions.....	1,048
Judgments by default, ordinary actions.....	300
Judgments in mechanic's liens.....	40
Judgments in respect of writs issued, year 1920.....	1
Judgments in respect of writs issued, year 1927.....	2
Judgments in respect of writs issued, year 1928.....	8
Judgments in respect of writs issued, year 1929.....	31
Judgments in respect of writs issued, year 1930.....	395
Judgments in respect of writs issued, year 1931.....	16
Interlocutory judgments signed.....	2,005
Total judgments entered.....	\$7,316,715 37
Amount recovered on judgments exclusive of costs.....	\$96,031 11
Amount of taxed costs (including disbursements on judgments of all kinds).....	\$36,462 20
Fees paid in law stamps in Senior Registrar's Office.....	\$2,047 40
Fees paid in law stamps in Appellate Division.....	
	<hr/>
	\$38,509 60

REPORT 1931—SUPREME COURT OF ONTARIO, APPELLATE DIVISION
TWO COURTS

Number of appeals heard by both Courts.....	700
Number of Motions heard by both Courts.....	118
Appeals abandoned.....	11
Convictions quashed.....	3

	Allowed	Dismissed	Varied	Total
Appeals from County and Divisional Courts..	52	128	9	189
Appeals from Trial or Single Judges.	29	89	10	128
Criminal Appeals.....	18	35	0	53
Liquor Control Act.....	..	1	..	1
Official Arbitrators.....	..	6	7	13
Ontario Municipal and Railway Board.....	..	2	..	2
Mining Court.....	..	1	..	1
Judgments written.....	77	93	4	174
Appeals standing over from Dec., 1931.....				71
	176	356	30	632

ANNUAL RETURN OF FEES COLLECTED IN LAW STAMPS, MASTER'S OFFICE,
IN CONNECTION WITH REFERENCES FOR YEAR ENDING DECEMBER
31st, 1931

Master and Assistant Master (References).....	\$1,108. 00
Assistant Master:	
Mechanics' Liens.....	890 00
Mortgage References.....	4,353 80
	<u>\$6,351 80</u>

Financial Statement

Sheriffs.

Surrogate Judges.

Local Masters, S.C.O.

Crown Attorneys and Clerks of the Peace.

Local Registrars, S.C.O.

County and District Court Clerks.

Surrogate Registrars.

Return of fees and emoluments of the Judicial Officers throughout

County or District	Office	Officer	Amount earned in		Salary paid by Province		Total earnings and Salary in all offices
			1931				
ALGOMA: Sault Ste. Marie.....	Sheriff.....	C. M. Macreath.....	4,454	28	1,000	00	5,454 28
	Surrogate Judge.....	Frederick Stone.....			1,000	00	
	Local Master.....	".....					
	".....	Judge J. M. Hall.....	97	50			
	Crown Attorney.....	W. G. Atkin.....	7,250	52	400	00	7,650 52
	Clerk of the Peace.....	".....					
	Local Registrar.....	T. J. Foster.....	4,039	09	750	00	4,789 09
	District Court Clerk.....	".....					
BRANT: Brantford.....	Surrogate Registrar.....	".....					
	Sheriff.....	J. W. Westbrook.....	4,713	29			4,713 39
	Surrogate Judge.....	A. D. Hardy.....			1,000	00	
	Local Master.....	".....					
	Crown Attorney.....	W. M. Charlton, K.C.....	5,228	54			5,228 54
	Clerk of the Peace.....	".....					
	Local Registrar.....	H. J. Wallace.....	7,887	37	675	00	8,562 37
	County Court Clerk.....	".....					
BRUCE: Walkerton....	Surrogate Registrar.....	".....					
	Sheriff.....	John Rowland.....	3,049	34			3,049 34
	Surrogate Judge.....	W. G. Owens.....			1,000	00	
	Local Master.....	".....					
	Crown Attorney.....	J. W. Freeborn.....	4,659	31			4,659 31
	Clerk of the Peace.....	".....					
	Local Registrar.....	R. E. Clapp.....	5,563	78	675	00	6,238 78
	County Court Clerk.....	".....					
CARLETON: Ottawa.....	Surrogate Registrar.....	".....					
	Sheriff.....	(a) G. C. Richardson.....	11,432	31			11,432 31
	Surrogate Judge.....	E. L. Daly.....			1,000	00	
	Local Master.....	F. A. Magee, K.C.....	668	90			7,932 00
	Local Registrar.....	".....	7,263	10			
	Crown Attorney.....	J. A. Ritchie, K.C.....	5,546	78			5,546 78
	Clerk of the Peace.....	".....					
	County Court Clerk.....	C. L. Bray.....	16,449	10			16,449 10
COCHRANE: Cochrane.....	Surrogate Registrar.....	".....					
	Sheriff.....	J. D. Mackay.....	3,497	23	1,155	00	4,652 23
	Surrogate Judge.....	J. B. T. Caron.....			1,000	00	
	Local Master.....	".....					
	Crown Attorney.....	S. A. Caldbick.....	6,926	35	250	00	7,136 35
	Clerk of the Peace.....	".....					
	Local Registrar.....	W. L. Warrell.....	4,010	50	600	00	4,610 50
	District Court Clerk.....	".....					
DUFFERIN: Orangeville....	Surrogate Registrar.....	".....					
	Sheriff.....	H. Endacott.....	2,220	84			2,220 84
	Surrogate Judge.....	(b) H. P. Innes.....			1,000	00	
	Local Master.....	".....					
	Crown Attorney.....	R. D. Evans.....	Commute		dat\$1,270		
	Clerk of the Peace.....	".....					
	Local Registrar.....	J. A. V. Preston, K.C.....	2,116	18	675	00	2,791 18
	County Court Clerk.....	".....					

(a) G. C. Richardson died 16th April, 1931, P. W. Tomkins, Deputy, acted until appointment of Samuel Crooks, 14th December, 1931.

(b) Judge J. C. Moore held office from 1st January to date of his death, 3rd April, 1931; H. P. Innes appointed 29th April and held office until 11th October, the date of his death; W. T. Robb appointed Surrogate Judge 22nd January, 1932.

the Province of Ontario for the year ending December 31, 1931.

Total office disbursements	Net earnings of office	Statutory amount paid to Province	Net income of officer	Amount of fees earned by Local Masters during the year	Fees collected in Law Stamps for the Crown	Fees collected in Law Stamps for the Judge	County or District
\$ c.	\$ c.	\$ c.	\$ c.	\$ c.	\$ c.	\$ c.	
1,466 51	3,987 77		3,987 77				Algoma
			1,000 00				
			97 50				
900 00	6,750 52	1,375 26	5,375 26				
755 20	4,033 89	366 95	3,666 94		1,030 60	925 75	
1,451 25	3,262 04		3,262 04				Brant
			1,000 00				
161 54	5,067 00	533 50	4,533 50	95 10			
3,776 25	4,786 12	743 06	4,043 06		3,439 30	4,773 00	
1,184 68	1,864 66		1,864 66				Bruce
			1,000 00				
8 00	4,651 31	325 66	4,325 65	37 30			
1,202 50	5,036 28	868 14	4,168 14		1,547 50	2,356 70	
2,811 14	8,621 17	1,909 05	6,711 12				Carleton
			1,000 00				
2,377 00	5,555 00	930 55	4,624 45		174 00		
530 00	5,016 78	508 39	4,508 39				
4,805 97	11,643 13	6,428 82	5,214 31		574 70	9,794 75	
1,735 52	2,916 71		2,916 71				Cochrane
			1,000 00				
1,595 35	5,541 00	770 50	4,770 50	22 50			
1,020 00	3,590 50	145 25	3,445 25		771 50	372 75	
918 47	1,302 37		1,302 37				Dufferin
			1,000 00				
			64 90				
162 55	2,628 63		2,628 63		481 20	572 50	

Return of fees and emoluments of the Judicial Officers throughout

County or District	Office	Officer	Amount earned in 1931	Salary paid by Province	Total earnings and Salary in all offices
ELGIN: St. Thomas...	Sheriff	P. S. D. Harding	\$ 4,183 29	c. 29	\$ 4,183 29
	Surrogate Judge	D. C. Ross		1,000 00	
	Local Master	C. F. Maxwell	25 75		
	Crown Attorney	A. McCrimmon, K.C.	6,286 05		6,286 05
	Clerk of the Peace	"			
	Local Registrar	I. D. Cameron	5,701 11	675 00	6,376 11
	County Court Clerk	"			
ESSEX: Sandwich....	Sheriff	C. N. Anderson	13,424 19		13,424 19
	Surrogate Judge	J. J. Coughlin		1,000 00	
	Local Master	A. W. McNally	4,836 75		4,836 75
	Crown Attorney	J. S. Allan, K.C.	Commutate	\$6,000	per annum
	Clerk of the Peace	"			
	Local Registrar	A. A. MacKinnon	18,101 93	675 00	18,776 93
	County Court Clerk	"			
FRONTENAC: Kingston....	Sheriff	R. F. Vair	3,939 87		3,939 87
	Surrogate Judge	H. A. Lavell		1,000 00	
	Local Master	J. B. Walkem, K.C.	261 67		261 67
	Crown Attorney	T. J. Rigney, K.C.	5,361 73		5,361 73
	Clerk of the Peace	"			
	Local Registrar	C. H. Wood	3,976 34	675 00	4,651 34
	County Court Clerk	"			
GREY: Owen Sound..	Surrogate Registrar	H. E. Richardson	2,828 58		2,828 58
	Sheriff	Wm. Breese	4,038 94		4,038 94
	Surrogate Judge	(a) C. T. Sutherland		1,000 00	
	Local Master	"			
	Crown Attorney	(b) W. D. Henry, K.C.	8,549 22		8,549 22
	Clerk of the Peace	"			
	Local Registrar	T. J. Rutherford	7,163 40	750 00	7,913 40
HALDIMAND: Cayuga.....	County Court Clerk	"			
	Surrogate Registrar	"			
	Sheriff	W. S. Hudspeth	2,720 67		2,720 67
	Surrogate Judge	G. H. Hopkins		1,000 00	
	Local Master	"			
	Crown Attorney	H. Arrell, K.C.	3,606 12		3,606 12
	Clerk of the Peace	"			
Local Registrar	J. C. Eccles	3,142 15	600 00	3,742 15	
HALTON: Milton.....	County Court Clerk	"			
	Surrogate Registrar	"			
	Sheriff	G. O. Brown	3,376 73		3,376 73
	Surrogate Judge	W. N. Munro		1,000 00	
	Local Master	"			
	Crown Attorney	W. I. Dick, K.C.	4,965 63		4,965 63
	Clerk of the Peace	"			
Local Registrar	W. J. McClenahan	4,423 90	600 00	5,023 90	
County Court Clerk	"				
Surrogate Registrar	"				

(a) Judge Sutherland died 29th December, 1931; G. W. Morley appointed January 14th, 1932.
(b) W. D. Henry appointed 22nd May, 1931, C. S. Cameron having resigned.

the Province of Ontario for the year ending December 31, 1931—Continued.

Total office disbursements	Net earnings of office	Statutory amount paid to Province	Net income of officer	Amount of fees earned by Local Masters during the year	Fees collected in Law Stamps for the Crown	Fees collected in Law Stamps for the Judge	County or District
\$ c.	\$ c.	\$ c.	\$ c.	\$ c.	\$ c.	\$ c.	
1,972 90	2,210 39		2,210 39				Elgin
	25 75		1,000 00				
1,022 50	5,263 55	631 78	4,631 77				
1,482 41	4,893 70	796 85	4,096 85		1,626 90	2,437 00	
6,533 55	6,890 64	390 64	6,500 00				Essex
12,11 26	3,625 49		1,000 00				
6,177 59	12,599 34	7,289 41	3,625 49		12 953 00	5,356 75	
1,174 50	2,765 37		2,765 37				Frontenac
50 00	211 67		1,000 00				
1,317 62	4,044 11	22 06	211 67				
999 10	3,652 24	176 12	4,022 05		589 40		
	2,828 58		3,476 12				
897 68	3,141 26		2,828 58				Grey
			3,141 26				
1,010 00	7,539 22	1,769 61	1,000 00	181 82			
1,159 99	6,753 41	2,028 07	5,769 61		1,809 00	2,564 75	
665 64	2,055 03		4,725 34				Haldimand
			2,055 03				
998 30	2,607 82		1,000 00	76 00			
623 40	3,118 75	23 75	2,607 82		579 50	1,143 75	
1,518 05	1,858 68		3,095 00				Halton
			1,858 68				
1,637 91	3,327 72		1,000 00	98 40			
714 45	4,309 45	504 72	3,327 72		895 50	1,836 05	
			3,804 73				

Return of fees and emoluments of the Judicial Officers throughout

County or District	Office	Officer	Amount earned in 1931	Salary paid by Province	Total earnings and Salary in all offices
HASTINGS: Belleville.....	Sheriff.....	Geo. H. Stokes.....	\$ 4,026 55	c.	\$ 4,026 55
	Surrogate Judge.....	J. F. Wills.....		1,000 00	
	Local Master.....	W. C. Mikel.....	193 02		193 02
	Crown Attorney.....	B. C. Donnan.....	8,878 27		8,878 27
	Clerk of the Peace.....	" "			
	Local Registrar.....	J. A. Kerr.....	6,724 67	750 00	7,474 67
	County Court Clerk.....	" "			
HURON: Goderich.....	Surrogate Registrar.....	" "			
	Sheriff.....	C. G. Middleton.....	4,822 48		4,822 48
	Surrogate Judge.....	(a) T. M. Costello.....		1,000 00	
	Local Master.....	" "			
	Crown Attorney.....	(b) D. E. Holmes.....	3,910 43		3,910 43
	Clerk of the Peace.....	" "			
	Local Registrar.....	R. Johnston.....	8,368 03	750 00	9,118 03
KENORA: Kenora.....	County Court Clerk.....	" "			
	Surrogate Registrar.....	" "			
	Sheriff.....	(c) L. D. MacCallum.....	1,966 17	1,000 00	2,966 17
	Surrogate Judge.....	W. A. Dowler.....		1,000 00	
	Local Master.....	" "			
	Crown Attorney.....	H. P. Cooke, K.C.....	Commute	dat \$1,970	per annum
	Clerk of the Peace.....	" "			
KENT: Chatham.....	Local Registrar.....	(d) E. Appleton.....	1,017 40	700 00	1,717 40
	District Court Clerk.....	" "			
	Surrogate Registrar.....	" "			
	Sheriff.....	E. W. Hardey.....	6,208 97		6,208 97
	Surrogate Judge.....	Uriah McFadden.....		1,000 00	
	Local Master.....	" "			
	Crown Attorney.....	H. D. Smith, K.C.....	13,988 25		13,988 25
LAMBTON: Sarnia.....	Clerk of the Peace.....	" "			
	Local Registrar.....	D. E. Douglas.....	7,809 60	675 00	8,484 60
	County Court Clerk.....	" "			
	Surrogate Registrar.....	" "			
	Sheriff.....	A. J. Johnston.....	3,903 51		3,903 51
	Surrogate Judge.....	A. E. Taylor.....		1,000 00	
	Local Master.....	" "			
LANARK: Perth.....	Crown Attorney.....	(e) W. S. Haney.....	7,186 29		7,186 29
	Clerk of the Peace.....	" "			
	Local Registrar.....	Alex. Saunders.....	5,656 15	675 00	6,331 15
	County Court Clerk.....	" "			
	Surrogate Registrar.....	" "			
	Sheriff.....	J. H. Ebbs.....	2,502 00		2,502 00
	Surrogate Judge.....	J. H. Scott.....		1,000 00	
LANARK: Perth.....	Local Master.....	" "			
	Crown Attorney.....	C. H. McKimm.....	3,655 61		3,655 61
	Clerk of the Peace.....	" "			
	Local Registrar.....	J. S. L. McNeely.....	4,002 67	675 00	4,677 67
	County Court Clerk.....	" "			
	Surrogate Registrar.....	" "			

(a) Judge Costello appointed 4th March, 1931; Judge Lewis having died 23rd February, 1931.

(b) D. E. Holmes appointed 28th March, 1931; D. Holmes having resigned.

(c) L. D. MacCallum appointed 6th August, 1931, O. Partington, Deputy, acted from 1st January to 5th August.

(d) E. Appleton appointed 11th August, 1931; J. N. Ladouceur having resigned.

(e) W. S. Haney appointed 7th May, 1931; F. W. Willson having resigned.

the Province of Ontario for the year ending December 31, 1931.—Continued

Total office disbursements	Net earnings of office	Statutory amount paid to Province	Net income of officer	Amount of fees earned by Local Masters during the year	Fees collected in Law Stamps for the Crown	Fees collected in Law Stamps for the Judge	County or District
\$ c.	\$ c.	\$ c.	\$ c.	\$ c.	\$ c.	\$ c.	
1,271 70	2,754 85		2,754 85				Hastings
			1,000 00				
60	192 42		192 42				
1,604 76	7,273 51	1,636 76	5,636 75				
1,669 91	5,804 76	1,252 38	4,552 38		1,485 70	2,050 75	
1,766 29	3,056 19		3,056 19				Huron
			1,000 00				
617 00	3,293 43		3,293 43	72 00			
1,979 30	7,138 73	2,374 85	4,763 88		1,899 60	3,027 50	
277 38	2,688 79		2,688 79				Kenora
			1,000 00				
75 00	1,642 40		1,642 40		118 20	354 80	
2,552 96	3,656 01		3,656 01				Kent
			1,000 00				
1,950 00	12,038 25	4,019 13	8,019 12	61 40			
2,147 05	6,337 55	1,653 80	4,683 75		2,530 50	3,897 50	
1,160 82	2,742 69		2,742 69				Lambton
			1,000 00				
1,098 86	6,087 43	1,043 72	5,043 71	1 30			
1,200 00	5,131 15	915 58	4,215 57		2,166 10	2,731 75	
831 28	1,670 78		1,670 78				Lanark
			1,000 00				
448 77	3,206 84		3,206 84	71 65			
563 95	4,113 72	406 87	3,706 85		1,097 70	1,667 25	

Return of fees and emoluments of the Judicial Officers throughout

County or District	Office	Officer	Amount earned in 1931	Salary paid by Province	Total earnings and Salary in all offices
			\$ c.	\$ c.	\$ c.
LEEDS AND GRENVILLE: Brockville...	Sheriff	W. J. Manahan	3,640 80		3,640 80
	Surrogate Judge	(a) M. B. Tudhope		1,000 00	
	Local Master	" "			
	Crown Attorney	(b) H. Atkinson	6,069 44		6,069 44
	Clerk of the Peace	" "			
	Local Registrar	A. E. Baker	6,476 10	750 00	7,226 10
	County Court Clerk Surrogate Registrar	" "			
LENNOX AND ADDINGTON: Napanee...	Sheriff	C. W. Vandervoort	2,362 63		2,362 63
	Surrogate Judge	J. E. Madden		1,000 00	
	Local Master	" "			
	Crown Attorney	U. M. Wilson, K.C.	2,893 05		2,893 05
	Clerk of the Peace	" "			
	Local Registrar	W. P. Deroche	2,475 06	600 00	3,075 06
	County Court Clerk Surrogate Registrar	" "			
LINCOLN: St. Catharines.	Sheriff	H. O'Loughlin	4,566 97		4,566 97
	Surrogate Judge	J. S. Campbell		1,000 00	
	Local Master	" "			
	Crown Attorney	E. H. Lancaster, K.C.	5,856 07		5,856 07
	Clerk of the Peace	" "			
	Local Registrar	E. J. Lovelace	7,281 60	675 00	7,956 60
	County Court Clerk Surrogate Registrar	" "			
MANITOULIN: Gore Bay...	Sheriff	J. H. Fell	2,047 38	950 00	2,997 38
	Surrogate Judge	C. E. Hewson		1,000 00	
	Local Master	" "			
	Crown Attorney	W. F. McRae, K.C.	3,930 82	250 00	4,180 82
	Clerk of the Peace	" "			
	Local Registrar	C. C. Platt	574 10	850 00	1,424 10
	District Court Clerk Surrogate Registrar	" "			
MIDDLESEX: London	Sheriff	D. A. Graham	9,316 68		9,316 68
	Surrogate Judge	Joseph Wearing		1,000 00	
	Local Master	" "			
	Crown Attorney	A. M. Judd	Commuted	at \$5,000	per annum
	Clerk of the Peace	" "			
	Deputy Clerk of the Crown	Edmund Weld	15,451 37	500 00	15,951 37
	County Court Clerk	" "			
	Surrogate Registrar	" "			
	Deputy Registrar	" "	3,676 90		3,676 90
MUSKOKA: Bracebridge...	Sheriff	J. G. Myers	1,736 36	1,350 00	3,086 36
	Surrogate Judge	A. A. Mahaffy		1,000 00	
	Local Master	" "			
	Crown Attorney	Thos. Johnson	1,849 77	250 00	2,099 77
	Clerk of the Peace	" "			
	Local Registrar	C. S. Salmon	1,468 70	600 00	2,068 70
	District Court Clerk Surrogate Registrar	" "			

(a) Judge Tudhope appointed 4th March, 1931; Judge Reynolds having retired.

(b) H. Atkinson appointed by Order, 16th January, 1931; M. M. Brown having died.

the Province of Ontario for the year ending December 31, 1931.—Continued.

Total office disbursements	Net earnings of office	Statutory amount paid to Province	Net income of officer	Amount of fees earned by Local Masters during the year	Fees collected in Law Stamps for the Crown	Fees collected in Law Stamps for the Judge	County or District
\$ c.	\$ c.	\$ c.	\$ c.	\$ c.	\$ c.	\$ c.	
1,535 32	2,105 48		2,105 48				Leeds and Grenville
			1,000 00	61 80			
947 00	5,122 44	561 22	4,561 22				
2,019 15	5,206 95	953 48	4,253 47		2,188 20	3,229 65	
							Lennox and Addington
269 08	2,093 45		2,093 45				
			1,000 00	39 50			
1,393 35	1,499 70		1,499 70				
496 06	2,579 00		2,579 00		640 60	1,086 70	
							Lincoln
911 18	3,655 79		3,655 79				
			1,000 00	97 65			
1,464 25	4,391 82	195 91	4,195 91				
1,944 40	6,012 20	1,360 98	4,651 22		4,271 90	7,453 25	
							Manitoulin
896 92	2,100 46		2,100 46				
			1,000 00				
375 00	3,805 82		3,805 82				
	1,424 10		1,424 10		94 60	176 75	
							Middlesex
2,714 53	6,602 15	91 93	6,510 22				
			1,000 00	61 10			
5,582 50	10,368 87	5,732 00	4,636 87		5,016 00	9,525 30	
							Muskoka
2,500 00	1,176 90		1,176 90				
4,239 93	2,662 43		2,662 43				
			1,000 00	14 70			
129 00	1,970 77		1,970 77				
35 06	2,033 64		2,033 64		304 50	487 00	

Return of fees and emoluments of the Judicial Officers throughout

County or District	Office	Officer	Amount earned in 1931	Salary paid by Province	Total earnings and Salary in all offices
NIPISSING: North Bay....	Sheriff.....	(a) W. S. Wagar.....	\$ 3,323 82	c. 800 00	\$ 4,123 82
	Surrogate Judge.....	J. A. Valin.....		1,000 00	
	Local Master.....	" ".....			
	Crown Attorney.....	T. E. McKee.....	4,321 95	250 00	4,571 95
	Clerk of the Peace.....	" ".....			
	Local Registrar.....	T. J. Bourke.....	3,082 85	600 00	3,682 85
	District Court Clerk.....	" ".....			
NORFOLK: Simcoe.....	Sheriff.....	(a. a.) W. Tisdale.....	2,897 82		2,897 82
	Surrogate Judge.....	A. T. Boles.....		1,000 00	
	Local Master.....	" ".....			
	Crown Attorney.....	W. E. Kelly, K.C.....	Commuted	\$3,400	per annum
	Clerk of the Peace.....	" ".....			
	Local Registrar.....	(b) C. S. Buck.....	5,212 71	675 00	5,887 71
	County Court Clerk.....	" ".....			
NORTHUMBER- LAND AND DURHAM Cobourg.....	Sheriff.....	D. J. Nesbitt.....	5,262 92		5,262 92
	Surrogate Judge.....	L. V. O'Connor.....		1,000 00	
	Local Master.....	" ".....			
	Crown Attorney.....	F. D. Boggs, K.C.....	6,926 83		6,926 83
	Clerk of the Peace.....	" ".....			
	Local Registrar.....	J. T. Field.....	6,425 30	750 00	7,175 30
	County Court Clerk.....	" ".....			
ONTARIO: Whitby.....	Sheriff.....	(c) J. F. Paxton.....	4,815 78		4,815 78
	Surrogate Judge.....	J. E. Thompson.....		1,000 00	
	Local Master.....	Judge Robt. Ruddy.....	259 40		
	Crown Attorney.....	J. A. McGibbon.....	5,398 76		5,398 76
	Clerk of the Peace.....	" ".....			
	Local Registrar.....	Horace Bascom.....	7,118 78	675 00	7,793 78
	County Court Clerk.....	" ".....			
OXFORD: Woodstock....	Sheriff.....	Wm. McGhee.....	2,771 08		2,771 08
	Surrogate Judge.....	J. G. Wallace.....		1,000 00	
	Local Master.....	W. T. McMullen.....	9 90		
	Crown Attorney.....	R. N. Ball, K.C.....	3,468 50		3,468 50
	Clerk of the Peace.....	" ".....			
	Local Registrar.....	P. McDonald.....	8,005 76	675 00	8,680 76
	County Court Clerk.....	" ".....			
PARRY SOUND: Parry Sound..	Sheriff.....	J. E. Armstrong.....	2,732 40	750 00	3,482 40
	Surrogate Judge.....	(d) J. B. Moon.....		1,000 00	
	Local Master.....	" ".....			
	Crown Attorney.....	W. L. Haight, K.C.....	Commuted	\$2,000	per annum
	Clerk of the Peace.....	" ".....			
	Local Registrar.....	F. Tasker.....	2,297 55	600 00	2,897 55
	District Court Clerk.....	" ".....			
Surrogate Registrar.....	" ".....				

(a) W. S. Wagar died 21st January, 1932.

(b) C. S. Buck appointed 7th May, 1931; H. P. Innes having resigned.

(c) J. F. Paxton retired as of 1st July, 1931, the Deputy, Miss M. Brawley, acting.

(d) Judge Moon appointed 13th April, 1931; Judge Powell having retired.

(a. a.) W. Tisdale died 23rd Dec. 1931

the Province of Ontario for the year ending December 31, 1931.—Continued.

Total office disbursements	Net earnings of office	Statutory amount paid to Province	Net income of officer	Amount of fees earned by Local Masters during the year	Fees collected in Law Stamps for the Crown	Fees collected in Law Stamps for the Judge	County or District
\$ c.	\$ c.	\$ c.	\$ c.	\$ c.	\$ c.	\$ c.	
1,859 85	2,263 97		2,263 97				Nipissing
			1,000 00				
841 43	3,730 52		3,730 52	18 30			
853 30	2,829 55		2,829 55		170 50	416 75	
							Norfolk
991 90	1,905 92		1,905 92				
			1,000 00	33 60			
1,261 33	4,626 38	663 19	3,963 19		1,025 70	1,676 50	
							Northumberland and Durham
1,395 10	3,867 82		3,867 82				
			1,000 00	15 20			
1,542 92	5,383 91	691 97	4,691 94				
972 00	6,203 30	1,532 97	4,670 33		1,915 90	2,985 00	
							Ontario
1,310 20	3,505 58		3,505 58				
			1,000 00				
1,353 53	4,045 23	22 62	4,022 61				
1,202 20	6,591 58	1,882 42	4,709 16		3,002 60	3,079 25	
							Oxford
1,278 34	1,492 74		1,492 74				
			1,000 00				
500 00	2,968 50		2,968 50	9 90			
2,183 90	6,496 86	1,797 17	4,699 69		1,973 40	2,782 00	
							Parry Sound
1,578 75	1,903 65		1,903 65				
			1,000 00				
48 51	2,849 04		2,849 04		365 50	592 00	

Return of fees and emoluments of the Judicial Officers throughout

County or District	Office	Officer	Amount earned in 1931	Salary paid by Province	Total earnings and Salary in all offices
PEEL: Brampton	Sheriff	N. Henderson	\$ 3,237 86	\$ c.	\$ 3,237 86
	Surrogate Judge	B. F. Justin		1,000 00	
	Local Master	" "			
	Crown Attorney	A. G. Davis	3,779 01		3,779 01
	Clerk of the Peace	" "			
	Local Registrar	J. R. Fallis	3,120 57	600 00	3,720 57
	County Court Clerk	" "			
PERTH: Stratford	Sheriff	M. F. Irvine	3,556 31		3,556 31
	Surrogate Judge	J. L. Killoran*		1,000 00	
	Local Master	" "			
	Crown Attorney	H. B. Morphy, K.C.	Commute	dat \$4,350	per annum
	Clerk of the Peace	" "			
	Local Registrar	F. H. Thompson, K.C.	5,625 10	675 00	6,300 10
	County Court Clerk	" "			
PETERBOROUGH: Peterboro.	Sheriff	F. J. A. Hall	4,299 55		4,299 55
	Surrogate Judge	E. C. S. Huycke		1,000 00	
	Local Master	O. A. Langley, K.C.	278 70		278 70
	Crown Attorney	V. J. McElderry	5,244 43		5,244 43
	Clerk of the Peace	" "			
	Local Registrar	G. J. Sherry	7,424 66	675 00	8,099 66
	County Court Clerk	" "			
PRESCOTT AND RUSSELL: L'Original.	Sheriff	S. W. Wright	2,567 93		2,567 93
	Surrogate Judge	A. Constantineau		1,000 00	
	Local Master	" "			
	Crown Attorney	C. W. A. Marion	4,269 59		4,269 59
	Clerk of the Peace	" "			
	Local Registrar	Jos. Belanger	2,895 60	675 00	3,570 60
	County Court Clerk	" "			
PRINCE EDWARD: Picton	Sheriff	D. J. Barker	1,932 52		1,932 52
	Surrogate Judge	E. H. McLean		1,000 00	
	Local Master	" "			
	Crown Attorney	M. R. Allison	2,912 01		2,912 01
	Clerk of the Peace	" "			
	Local Registrar	R. A. Norman	2,383 96	600 00	2,983 96
	County Court Clerk	" "			
RAINY RIVER: Fort Frances.	Sheriff	W. A. Baker	2,188 80	750 00	2,938 80
	Surrogate Judge	A. McLennan		1,000 00	
	Local Master	" "			
	Crown Attorney	N. L. Croome	2,955 45	250 00	3,205 45
	Clerk of the Peace	" "			
	Local Registrar	W. P. Pilkey	1,856 99	600 00	2,456 99
	District Court Clerk	" "			
Surrogate Registrar	" "				

*No return received.

the Province of Ontario for the year ending December 31, 1931.—Continued.

Total office disbursements	Net earnings of office	Statutory amount paid to Province	Net income of officer	Amount of fees earned by Local Masters during the year	Fees collected in Law Stamps for the Crown	Fees collected in Law Stamps for the Judge	County or District
\$ c.	\$ c.	\$ c.	\$ c.	\$ c.	\$ c.	\$ c.	
1,039 01	2,198 85		2,198 85				Peel
				86 90			
811 00	2,968 01		2,968 01				
588 38	3,132 19	26 48	3,105 71		1,063 30	2,089 50	
1,468 27	2,088 04		2,088 04				Perth
			1,000 00				
2,025 00	4,275 10	487 55	3,787 55		1,844 70	2,517 65	
1,305 33	2,994 22		2,994 22				Peterborough
			1,000 00				
	278 70		278 70				
550 20	4,694 23	347 11	4,347 12				
1,216 70	6,882 96	2,144 67	4,738 29		1,986 80	2,551 75	
793 43	1,774 50		1,774 50				Prescott and Russell
			1,000 00				
				26 40			
1,372 86	2,896 73		2,896 73				
603 00	2,967 60		2,967 60		726 60	1,062 25	
130 48	1,802 04		1,802 04				Prince Edward
			1,000 00				
				38 40			
350 00	2,562 01		2,562 01				
717 00	2,266 96		2,266 96		433 10	813 00	
675 31	2,263 49		2,263 49				Rainy River
			1,000 00				
				3 70			
309 00	2,896 45		2,896 45				
878 98	1,578 01		1,578 01		418 45	320 25	

Return of fees and emoluments of the Judicial Officers throughout

County or District	Office	Officer	Amount earned in 1931	Salary paid by Province	Total earnings and Salary in all offices
RENFREW: Pembroke.....	Sheriff.....	Alex. Morris.....	\$ 3,914 18	\$ c.	\$ 3,914 18
	Surrogate Judge.....	J. T. Mulcahy.....		1,000 00	
	Local Master.....	" ".....			
	Crown Attorney.....	H. B. Johnson, K.C.....	3,977 49		3,977 49
	Clerk of the Peace.....	" ".....			
	Local Registrar.....	J. M. Beatty.....	3,025 80	600 00	3,625 80
	County Court Clerk.....	" ".....			
SIMCOE: Barrie.....	Surrogate Registrar.....	" ".....			
	Sheriff.....	D. H. MacLaren.....	4,492 94		4,492 94
	Surrogate Judge.....	E. A. Wismer.....		1,000 00	
	Local Master.....	F. G. Evans, K.C.....	33 00		
	Crown Attorney.....	" ".....	6,134 53		6,167 53
	Clerk of the Peace.....	" ".....			
	Local Registrar.....	John MacKay.....	2,853 00	750 00	3,603 00
STORMONT, DUNDAS AND GLENGARRY: Cornwall.....	County Court Clerk.....	" ".....			
	Surrogate Registrar.....	E. A. Little.....	5,975 37		5,975 37
	Sheriff.....	J. F. Ault.....	3,780 30		3,780 30
	Surrogate Judge.....	F. T. Costello.....		1,000 00	
	Local Master.....	" ".....			
	Crown Attorney.....	J. G. Harkness, K.C.....	Commute	dat \$2,830	perannum
	Clerk of the Peace.....	" ".....			
SUDBURY: Sudbury.....	Local Registrar.....	A. I. Macdonell.....	6,000 85	750 00	6,750 85
	County Court Clerk.....	" ".....			
	Surrogate Registrar.....	" ".....			
	Sheriff.....	A. Irving.....	6,939 21	1,150 00	8,089 21
	Surrogate Judge.....	E. Proulx.....		1,000 00	
	Local Master.....	" ".....			
	Crown Attorney.....	E. D. Wilkins.....	Commute	dat \$5,000	perannum
TEMISKAMING: Haileybury.....	Clerk of the Peace.....	" ".....			
	Local Registrar.....	A. H. Beath.....	4,590 10	600 00	5,190 10
	District Court Clerk.....	" ".....			
	Surrogate Registrar.....	" ".....			
	Sheriff.....	Geo. Caldbeck.....	6,422 40	1,000 00	7,422 40
	Surrogate Judge.....	H. Hartman.....		1,000 00	
	Local Master.....	" ".....			
THUNDER BAY: Port Arthur.....	Crown Attorney.....	F. L. Smiley, K.C.....	5,788 31	250 00	6,038 31
	Clerk of the Peace.....	" ".....			
	Local Registrar.....	T. J. Meagher.....	2,923 79	600 00	3,523 79
	District Court Clerk.....	" ".....			
	Surrogate Registrar.....	" ".....			
	Sheriff.....	N. Edmeston.....	7,491 38	1,400 00	8,891 38
	Surrogate Judge.....	M. J. Kenny.....		1,000 00	
THUNDER BAY: Port Arthur.....	Local Master.....	" ".....			
	Crown Attorney.....	W.F. Langworthy, K.C.....	3,978 16	250 00	4,228 16
	Clerk of the Peace.....	" ".....			
	Local Registrar.....	Keith Munro.....	5,753 50	600 00	6,353 50
	District Court Clerk.....	" ".....			
	Surrogate Registrar.....	" ".....			

the Province of Ontario for the year ending December 31, 1931.—Continued.

Total office disbursements	Net earnings of office	Statutory amount paid to Province	Net income of officer	Amount of fees earned by Local Masters during the year	Fees collected in Law Stamps for the Crown	Fees collected in Law Stamps for the Judge	County or District
\$ c.	\$ c.	\$ c.	\$ c.	\$ c.	\$ c.	\$ c.	
938 87	2,975 31		2,975 31				Renfrew
			1,000 00	17 50			
1,035 75	2,941 74		2,941 74				
672 00	2,953 80		2,953 80		886 70	1,333 15	
2,664 52	1,828 42		1,828 42				Simcoe
			1,000 00				
1,554 10	4,613 43	290 22	4,323 21				
520 60	3,082 40	16 48	3,065 92				
1,450 00	4,525 37	612 68	3,912 69		1,956 45	3,678 75	
556 57	3,223 73		3,223 73				Stormont, Dundas and Glengarry
			1,000 00	140 60			
855 80	5,895 05	1,297 53	4,597 52		1,688 90	2,183 00	
3,284 17	4,805 04		4,805 04				Sudbury
			1,000 00	57 30			
1,776 40	3,413 70	82 74	3,330 96		1,252 10	1,495 00	
2,557 82	4,864 58		4,864 58				Temiskaming
			1,000 00				
1,818 92	4,219 39	109 70	4,109 69				
566 95	2,956 84		2,956 84		725 50	268 55	
4,159 31	4,732 07		4,732 07				Thunder Bay
			1,000 00				
432 00	3,796 16		3,796 16				
735 00	5,618 50	1,159 25	4,459 25		1,199 10	1,771 00	

Return of fees and emoluments of the Judicial Officers throughout

County or District	Office	Officer	Amount earned in 1931	Salary paid by Province	Total earnings and Salary in all offices
			\$ c.	\$ c.	\$ c.
VICTORIA: Lindsay	Sheriff	R. J. Patterson	2,284 58		2,284 58
	Surrogate Judge	W. D. Swayze		1,000 00	
	Local Master	" "			
	Crown Attorney	J. E. Anderson, K.C.	4,554 63		4,554 63
	Clerk of the Peace	" "			
	Local Registrar	(a) A. T. Porter	3,234 05	675 00	3,909 05
	County Court Clerk	" "			
WATERLOO: Kitchener	Sheriff	W. A. Kribs	4,502 94		4,502 94
	Surrogate Judge	E. W. Clement		1,000 00	
	Local Master	J. J. A. Weir	977 20		977 20
	Crown Attorney	D. S. Bowlby, K.C.	8,391 15		8,391 15
	Clerk of the Peace	" "			
	Local Registrar	C. C. Hahn	5,436 60	675 00	6,111 60
	County Court Clerk	" "			
WELLAND: Welland	Sheriff	V. L. Davidson	6,262 90		6,262 90
	Surrogate Judge	L. B. C. Livingstone		1,000 00	
	Local Master	" "			
	Crown Attorney	T. D. Cowper, K.C.	5,240 00		5,240 00
	Clerk of the Peace	" "			
	Local Registrar	J. E. Cohoe	8,223 33	800 00	9,023 33
	County Court Clerk	" "			
WELLINGTON: Guelph	Sheriff	G. H. Dickson	4,392 25		4,392 25
	Surrogate Judge	R. L. MacKinnon		1,000 00	
	Local Master	L. W. Goetz	107 50		
	Local Registrar	" "	7,484 93	300 00	7,892 43
	County Court Clerk	" "			
	Surrogate Registrar	" "			
	Crown Attorney	J. M. Kearns, K.C.	Commuted	at \$3,450	per annum
WENTWORTH: Hamilton	Clerk of the Peace	" "			
	Sheriff	Leeming Carr	13,383 27		13,383 27
	Surrogate Judge	H. Carpenter		1,000 00	
	Local Master	Judge W. T. Evans			
	Crown Attorney	G. W. Ballard, K.C.	Commuted	at \$5,600	per annum
	Clerk of the Peace	" "			
	Local Registrar	G. T. Inch	20,780 40	750 00	21,530 40
County Court Clerk	" "				
Surrogate Registrar	" "				

(a) A. T. Porter died 3rd June, 1931; Miss M. C. Sootheran, Deputy, acting.

the Province of Ontario for the year ending December 31, 1931.—Continued.

Total office disbursements	Net earnings of office	Statutory amount paid to Province	Net income of officer	Amount of fees earned by Local Masters during the year	Fees collected in Law Stamps for the Crown	Fees collected in Law Stamps for the Judge	County or District
\$ c.	\$ c.	\$ c.	\$ c.	\$ c.	\$ c.	\$ c.	
800 91	1,483 67		1,483 67				Victoria
			1,000 00	35 70			
1,220 72	3,333 91		3,333 91				
690 30	3,218 75	43 75	3,175 00		779 40	1,167 00	
							Waterloo
1,830 50	2,672 44		2,672 44				
22 15	955 05		1,000 00				
1,020 00	7,371 15	1,685 57	5,685 58				
921 40	5,190 20	945 10	4,245 10				Welland
1,286 75	4,974 43	837 21	4,137 22		2,555 00	4,805 75	
3,264 36	2,998 54		2,998 54				
			1,000 00	104 50			
1,180 70	4,069 30	34 65	4,034 65				Wellington
2,575 75	6,447 58	1,752 83	4,694 75		2,548 00	2,542 90	
1,530 00	2,862 25		2,862 25				Wellington
			1,000 00				
1,400 74	6,491 69	1,695 78	4,795 91		2,336 20	3,531 75	
							Wentworth
6,054 63	7,328 64	745 78	6,582 86				
			1,000 00				
4,721 69	16,808 71	11,077 84	5,730 87		8,162 65	10,534 75	

Return of fees and emoluments of the Judicial Officers throughout

County or District	Office	Officer	Amount earned in 1931	Salary paid by Province	Total earnings and Salary in all offices
YORK:					
Toronto.....	Sheriff.....	A. McCowan.....	\$ 29,513 81	c.	\$ 29,513 81
	Surrogate Judge.....	J. H. Denton.....	1,600 00		
	“ “.....	C. H. Widdifield.....	1,600 00		
	“ “.....	J. Tytler.....	1,600 00		
	“ “.....	D. O'Connell.....	1,600 00		
	“ “.....	W. T. J. Lee.....	1,600 00		
	“ “.....	A. J. Jackson.....	1,600 00		
	“ “.....	James Parker.....	1,600 00		
	“ “.....	F. M. Field.....	1,600 00		
	Crown Attorney.....	E. N. Armour, K. C..	Commuted at \$8,500		per annum
Clerk of the Peace... H. E. Irwin, K.C.....		10,416 00		10,416 00	
County Court Clerk... T. V. Gearing.....		44,179 10		44,179 10	
Surrogate Registrar... J. E. Thompson.....		50,766 15		50,766 15	
TORONTO.....	Sheriff.....	(a) R. A. Pyne.....	59,506 97		59,506 97

(a) R. A. Pyne died 18th June, 1931; A. M. Gorrie, Deputy, acted for remainder of year

the Province of Ontario for the year ending December 31, 1931.—*Concluded.*

Total office disbursements	Net earnings of office	Statutory amount paid to Province	Net income of officer	Amount of fees earned by Local Masters during the year	Fees collected in Law Stamps for the Crown	Fees collected in Law Stamps for the Judge	County or District
\$ c.	\$ c.	\$ c.	\$ c.	\$ c.	\$ c.	\$ c.	
16,075 07	13,438 74	6,244 87	7,193 87	1,600 00			York
			1,600 00				
			1,600 00				
			1,600 00				
			1,600 00				
			1,600 00				
			1,600 00				
			1,600 00				
4,877 00	5,539 00	769 50	4,769 50				
12,930 95	31,248 15	24,073 33	7,174 82				
9,312 50	41,453 65	33,258 29	8,195 36		25,161 40	49,711 15	
35,586 74	23,920 23	15,677 63	8,242 60				

COMMUTED CROWN ATTORNEYS, 1931

County or District and Address	Name	Gross earnings		Salary paid by Province		Allowance in addition to salary for office expenses		Dis- bursements approved where no allowance made		Total salary and allowance or disburse- ments	
		\$	c.	\$	c.	\$	c.	\$	c.	\$	c.
DUFFERIN: Orangeville.....	R. D. Evans...	1,382	69	1,270	00	130	00			1,400	00
ESSEX: Windsor.....	J. S. Allan.....	14,274	97	6,000	00			2,091	34	8,091	34
HURON: Goderich.....	(a) D. Holmes..	272	39	750	00	125	00			875	00
KENORA: Kenora.....	H. P. Cooke...	550	00	1,970	00	150	00			2,120	00
MIDDLESEX: London.....	A. M. Judd....	6,754	53	5,000	00	1,000	00			6,000	00
NORFOLK: Simcoe.....	W. E. Kelly...	2,756	43	3,400	00	650	00			4,050	00
PARRY SOUND: Parry Sound.....	W. L. Haight..	24	45	1,700	00	300	00			2,000	00
PERTH: Stratford.....	(b) H. B. Morphy	608	23	2,175	00					2,175	00
STORMONT, DUNDAS AND GLENGARRY: Cornwall.....	J. G. Harkness.	962	21	2,830	00	400	00			3,230	00
SUDBURY: Sudbury.....	E. D. Wilkins..	4,779	70	5,000	00			2,427	39	7,427	39
WELLINGTON: Guelph.....	J. M. Kearns...	2,757	55	3,450	00	750	00	2	70	4,200	00
WENTWORTH: Hamilton.....	G. W. Ballard..	7,673	75	5,600	00			1,892	76	7,492	76
YORK: Toronto.....	E. N. Armour..	29,019	81	8,500	00			18,615	38	27,115	38

(a) D. Holmes resigned 28th March, 1931; the present Crown Attorney's fees not commuted.

(b) Mr. Morphy's fees commuted at \$4,350.00 per annum from 15th June, 1931.

Statement Respecting Registrars of Deeds

Statement showing earnings, disbursements, net incomes, etc., of Registrars of Deeds for the

No.	Registry Division	Where office Situate	Registrar	Gross earnings
				\$ c.
1	Algoma	Sault Ste. Marie	H. J. Moorhouse	4,722 65
2	Brant	Brantford	Alex. Graham	6,797 14
3	Bruce	Walkerton	W. H. McFarlane	6,866 80
4	Carleton	Ottawa	A. E. Hunt	6,366 80
5	Cochrane	Cochrane	*J. A. Clermont	a10,953 70
6	Dufferin	Orangeville	F. J. Patterson	2,406 85
7	Dundas	Morrisburg	F. S. Broder	1,766 75
8	Durham East	Port Hope	R. H. Hodgson	1,982 70
9	Durham West	Bowmanville	George Weekes	2,358 90
10	Elgin	St. Thomas	J. H. Coyne	a7,951 09
11	Essex	Sandwich	J. O. Reaume	31,044 60
12	Fort William	Fort William	C. W. Jarvis	a6,757 80
13	Frontenac	Kingston	W. J. Gibson	5,767 10
14	Glengarry	Alexandria	J. A. McRae	2,264 44
15	Grenville	Prescott	W. S. Johnston	1,709 60
16	Grey, North	Owen Sound	Geo. P. Creighton	4,386 80
17	Grey, South	Durham	Nelson Purdue	3,665 85
18	Haldimand	Cayuga	W. H. Howard	5,493 63
19	Haliburton	Minden	bD. C. Brown	877 77
20	Halton	Milton	Geo. Hillmer	5,176 70
21	Hastings	Belleville	R. J. S. Dewar	7,067 40
22	Huron	Goderich	Wm. Coats	6,019 85
23	Kenora	Kenora	Mrs. E. A. Cunningham	a3,630 03
24	Kent	Chatham	J. B. Clark	10,599 27
25	Lambton	Sarnia	R. E. LeSueur	10,369 49
26	Lanark, North	Almonte	H. C. Bowland	1,443 85
27	Lanark, South	Perth	Jas. Armour	1,868 85
28	Leeds	Brockville	A. W. Gray	4,366 50
29	Lennox and Addington	Napanee	G. S. Reid	3,472 05
30	Lincoln	St. Catharines	cW. D. Fairbrother	9,430 30
31	London	London	W. F. Hungerford	6,796 30
32	Manitoulin	Gore Bay	dC. C. Platt	a1,860 14
33	Middlesex, East and North	London	Miss M. V. Walker	6,816 80
34	Middlesex, West	Glencoe	R. Dunlop	5,153 75
35	Muskoka	Bracebridge	C. E. Lount	a4,476 31
36	Nipissing	North Bay	d*G. R. Brady	a5,443 38
37	Norfolk	Simcoe	W. M. McGuire	10,113 90
38	Northumberland, East	Colborne	A. G. Willoughby	2,855 60
39	Northumberland, West	Cobourg	Hugh McCullough	1,783 15
40	Ontario	Whitby	eJas. Moore	8,950 20
41	Ottawa	Ottawa	J. T. Moxley	9,644 75
42	Oxford	Woodstock	W. L. MacWhinnie	6,454 40
43	Parry Sound	Parry Sound	J. H. Tully	1,867 77
44	Peel	Brampton	F. J. Jackson	4,923 18
45	Perth, North	Stratford	Dr. M. Steele	4,066 25
46	Perth, South	St. Mary's	G. D. L. Rice	1,770 95
47	Peterborough	Peterborough	W. F. Morrow	6,308 15
48	Port Arthur	Port Arthur	fG. W. Dunn	a5,668 40
49	Prescott	L'Orignal	H. M. Mooney	2,965 30
50	Prince Edward	Pictou	J. H. Holmes	2,485 45
51	Rainy River	Fort Frances	W. J. Keating	a3,592 01
52	Renfrew	Pembroke	R. A. Campbell	4,703 15
53	Russell	Russell	J. A. Gamble	2,445 30
54	Simcoe	Barrie	R. J. Sanderson	12,432 30
55	Stormont	Cornwall	J. C. Alquire	3,860 10
56	Sudbury	Sudbury	M. Brunette	a8,976 77
57	Temiskaming	Haileybury	*Lorne H. Ferguson	a7,883 83
58	Toronto	Toronto	gThos. Crawford	87,954 35

year ending 31st December, 1931, and the sums payable under Section 101 of *The Registry Act*.

Disbursements	Net Income	Percentage under Section 101	Net for Registrar	INSTRUMENTS			No.
				Number registered	Number uncopied	Number copied but not compared	
\$ c.	\$ c.	\$ c.	\$ c.				
2,172 35	2,550 30		2,550 30	1,587	8	9	1
2,150 00	4,647 14	823 57	3,823 57	2,667			2
2,970 00	3,896 80	448 40	3,448 40	2,509			3
3,195 19	3,171 61	85 80	3,085 81	2,111			4
7,780 49	3,173 21			2,170			5
498 50	1,908 35		1,908 35	895			6
778 34	988 41		988 41	639			7
900 00	1,082 70		1,082 70	684			8
900 00	1,458 90		1,458 90	838			9
2,220 96	5,730 13	1,271 17	4,458 96	2,724			10
12,508 60	18,536 00	12,782 40	5,753 60	9,411	107		11
3,307 97	3,449 83	224 92	3,224 91	1,752			12
1,890 00	3,877 10	438 55	3,438 55	2,113			13
800 00	1,464 44		1,464 44	713			14
676 00	1,033 60		1,033 60	680			15
2,120 56	2,266 24		2,266 24	2,855			16
1,358 31	2,307 54		2,307 54	1,315	5	11	17
1,594 53	3,899 10	449 55	3,449 55	1,831			18
360 00	517 77		517 77	293	3		19
2,222 00	2,954 70		2,954 70	1,749			20
3,313 75	3,753 65	376 83	3,376 82	2,557	6		21
2,093 50	3,926 35	463 18	3,463 17	2,255			22
1,900 00	1,730 03		1,730 03	710			23
3,905 00	6,694 27	2,124 85	4,569 42	3,904			24
4,796 00	5,573 49	1,286 75	4,286 74	4,003	17	88	25
186 00	1,257 85		1,257 85	531			26
700 00	1,168 85		1,168 85	707			27
1,199 60	3,166 90	83 45	3,083 45	1,572			28
1,000 00	2,472 05		2,472 05	1,058			29
5,043 39	4,386 91	693 45	3,693 46	809			30
3,400 00	3,396 30	198 15	3,198 15	2,804			31
971 30	888 85		888 85	516			32
2,343 20	4,473 60	736 80	3,736 80	2,612			33
1,049 65	4,104 10	552 05	3,552 05	1,733	57		34
1,495 00	2,981 31		2,981 31	1,378	62		35
6,087 27	3,000 00	†	3,000 00	2,143			36
2,600 00	7,513 90	2,256 95	5,257 05	3,419			37
874 00	1,981 60		1,981 60	920			38
720 00	1,063 15		1,063 15	639			39
7,115 02	1,835 18		1,835 18	3,325	32	57	40
4,955 50	4,689 25	844 63	3,844 62	3,632			41
3,108 00	3,346 40	173 20	3,173 20	2,460			42
706 50	1,161 27		1,161 27	591			43
2,379 00	2,544 18		2,544 18	1,835			44
1,166 70	2,899 55		2,899 55	1,523			45
817 00	953 95		953 95	638	9		46
1,902 54	4,405 61	702 80	3,702 81	2,181	2	8	47
1,794 70	3,873 70	436 85	3,436 85	1,496			48
781 70	2,183 60		2,183 60	1,105	15		49
100 65	2,384 80		2,384 80	818	6		50
900 00	2,692 01		2,692 01	860			51
1,674 00	3,029 15	14 58	3,014 57	1,657			52
850 00	1,595 30		1,595 30	870	20		53
3,965 07	8,467 23	3,720 50	4,746 73	4,387			54
1,410 00	2,450 10		2,450 10	1,314			55
2,642 07	6,334 70	1,321 04	5,013 66	2,448	102	200	56
7,240 94	642 89		4,200 00	1,921			57
63,174 36	24,779 99		24,779 99	34,136			58

Statement showing earnings, disbursements, net incomes, etc., of Registrars of Deeds for the
—Con

No.	Registry Division	Where office Situate	Registrar	Gross earnings
				\$ c.
59	Victoria.....	Lindsay.....	gDonald McQuarrie.....	3,972 65
60	Waterloo.....	Kitchener.....	O. S. Eby.....	11,582 25
61	Welland.....	Welland.....	E. E. Fraser.....	17,637 67
62	Wellington, North.....	Arthur.....	Jas. Tucker.....	2,636 75
63	Wellington, South and Centre	Guelph.....	C. L. Nelles.....	5,493 10
64	Wentworth.....	Hamilton.....	R. K. Hope.....	29,840 21
65	York, East and West.....	Toronto.....	J. W. Mallon, K.C.....	46,044 48
66	York, North.....	Newmarket.....	R. L. Boag.....	48,851 65

a Land titles fees included.

b D. C. Brown appointed 29th April, 1931; A. W. Fleming having died 31st March, 1931.

c W. D. Fairbrother appointed 11th August, 1931; H. W. Bryne, Deputy, acted from 1st January.

d G. R. Brady appointed 1st September, 1931; J. M. Deacon having retired.

e Jas. Moore appointed 21st April, 1931; G. W. Dryden having died 9th April.

f G. W. Dunn appointed 10th April, 1931; J. M. Munro died 22nd February; Miss F. Munro, Deputy, acted in meantime.

g Donald McQuarrie appointed 23rd September, 1931; J. R. Mark died 30th April; Miss L. M. Barr, Deputy, acted in the meantime.

* Officer and staff paid direct by Province.

† Salary of \$600.00 included.

‡ Deficit of \$643.89.

¶ Salaries and disbursements are deducted from fees of office.

year ending 31st December, 1931, and the sums payable under Section 101 of *The Registry Act*.
cluded

Disbursements	Net Income	Percentage under Section 101	Net for Registrar	INSTRUMENTS			No.
				Number registered	Number uncopied	Number copied but not compared	
\$ c.	\$ c.	\$ c.	\$ c.				
935 00	3,037 65	18 83	3,018 82	1,398	653	28	59
4,594 71	6,987 54	2,388 79	4,598 75	4,417	60
9,245 69	8,391 98	3,652 78	4,739 20	6,100	61
1,112 00	1,524 75	1,524 75	970	36	94	62
2,132 00	3,361 10	180 55	3,180 55	2,146	63
17,725 00	12,115 21	7,003 68	5,111 53	11,846	64
19,211 75	26,832 73	20,249 45	6,583 38	18,024	65
1,500 00	3,351 65	175 83	3,175 82	1,760	66

Statement Respecting Land Titles Offices

LOCAL MASTERS OF TITLES, PROVINCE OF ONTARIO, 1931

I.—Local Masters of Titles who are also Registrars of Deeds and who remit all fees to the Province and are paid salaries by the Province.

No.	Division	Where office situate	Name	Fees sent to Province	Salaries and disbursements paid by Province	Surplus after deducting disbursements
1	Cochrane.....	Cochrane.....	J. A. Clermont.....	\$10,953 70	\$7,780 49	\$3,127 13
2	Nipissing.....	North Bay.....	J. M. Deacon.....	5,443 38	6,087 27	Deficit of 643 89
3	Temiskaming.....	Haileybury.....	L. H. Ferguson.....	7,883 83	7,240 83	642 89

II.—Local Masters who are not Registrars of Deeds, who take fees.

No.	Division	Where office situate	Name	Total fees earned	Disbursements	Net earnings
1	Ottawa.....	Ottawa.....	F. A. Magee.....	\$2,518 02	\$776 00	\$1,742 02
2	Parry Sound.....	Parry Sound.....	W. L. Haight.....	3,778 40	2,518 43	1,269 97
3	Whitby.....	Whitby.....	Judge Thompson.....	No return received

III.—Local Masters who are also Registrars of Deeds and who take fees.

No.	Division	Where office situated	Name	Gross earnings, L.T.O.	Gross earnings, Reg. Office	Total gross earnings	Disbursements	Net income	Percentage payable to Province	Net to officer
1	Elgin	St. Thomas	J. H. Coyne	\$187 79	\$7,763 30	\$7,951 09	\$2,220 96	\$5,730 13	\$1,271 17	\$4,458 96
2	Fort William	Fort William	C. W. Jarvis	2,867 75	3,890 05	6,757 80	3,307 97	3,449 83	224 92	3,224 91
3	Kenora	Kenora	Mrs. E. A. Cunningham	3,223 35	406 68	3,630 03	1,900 00	1,730 03		1,730 03
4	Manitowlin	Gore Bay	C. C. Platt	*635 60	1,224 55	1,860 15	971 30	888 85		888 85
5	Muskoka	Braacebridge	C. E. Lount	1,540 26	2,936 05	4,476 31	1,495 00	2,981 31		2,981 31
6	Port Arthur	Port Arthur	G. W. Dunn	2,440 90	3,227 50	5,668 40	1,794 70	3,873 70	436 85	3,436 85
7	Rainy River	Fort Frances	W. J. Keating	3,522 06	69 95	3,592 01	900 00	2,692 01		2,692 01
8	Sudbury	Sudbury	M. Brunette	6,139 95	2,836 82	8,976 77	3,334 70	5,642 07	1,321 04	4,321 03

*Salary of \$600 included.

IV.—Local Masters who are not Registrars of Deeds, and whose salaries and expenses are paid by Province

No.	Division	Where office situated	Name	Total fees earned	Salaries and disbursements	Remarks
1	Algoma	Sault Ste. Marie	V. McNamara	\$1,706 35	\$3,503 50	Deficit of \$1,797 15
2	Toronto	Toronto	C. R. Deacon	42,253 20	35,608 05	Surplus of 6,645 15

STATEMENT RE LOCAL MASTERS OF TITLES,

	Algoma	Cochrane	Elgin	Fort William	Kenora	Manitoulin
1 No. of applications for registration received.....			1	1	2	
2 No. of applications for registration entered.....			1	1	2	
3 No. of applications for registration pending.....						
4 No. of applications for registration returned unentered.....						
5 No. of special applications received..	10	3	3	57		
6 No. of special applications completed	10	3	3	50		
7 No. of special applications pending...				7		
8 No. of freehold patents received.....	65	197		45	97	5
9 No. of freehold patents entered.....	65	192		45	94	5
10 No. of freehold patents in course of entry.....		5			3	
11 No. of freehold patents returned unentered.....						
12 No. of mining or other lease patents received.....	1			1	2	
13 No. of mining or other lease patents entered.....	1			1	2	
14 No. of mining or other lease patents in course of entry.....						
15 No. of mining or other lease patents returned unentered.....	2					
16 Orders-in-Council granting land.....		2			2	
17 Orders-in-Council entered.....		2			2	
18 Land certificates on hand awaiting delivery.....	5	59		1	4	
19 Land certificates delivered to Patentees	55	191		44	93	5
20 Office copies of leases delivered.....				1	2	
21 Office copies of leases undelivered....	1	1				
22 No. of transfers registered.....	152	894	5	218	291	4
23 No. of instruments registered.....	193	1,239	11	273	245	1
24 No. of transmission applications.....	29	52	2	15	36	
25 No. of sales proceeding applications...		11	1	2	2	
26 Total amount of assurance fees collected.....	\$ c. 63.55	\$ c. 376.83	\$ c. 6.25	\$ c. 92.03	\$ c. 316.32	\$ c. 9.63
27 Total fees earned.....	1,706.35	10,907.62	187.79	2,867.75	3,223.35	35.60
Total assurance fees paid during the year in all offices.....	\$3,285.12					

*No return received.

PROVINCE OF ONTARIO, 1931

Muskoka	Nipissing	Ottawa	Parry Sound	Port Arthur	Rainy River	Sudbury	Temiskaming	Toronto	Whitby
					4				
		3			4			4	
1	88		1	24	16	47	7		
1	88		1	24	16	47	7		
				36					
7	30		68	36	12	106	117		
	30		68		12	106	114		
			1				3		
	12			18	1	15	67		
	12			18	1	15	65		
							2		
	4			2	2	2	27		
	26		68	34	10	104	90		
	11			15	1	13	63		
	1			3		2	4		
186	372	209	325	159	391	567	694	2,975	
169	733	422	222	201	404	662	1,173	7,304	
34	41	39	39	13	25	45	37	312	
	1		1	2	10	14	15	50	
\$ 49 19 c.	\$ 119 41 c.	\$ 107 40 c.	\$ 133 66 c.	\$ 42 75 c.	\$ 66 24 c.	\$ 1,411 60 c.	\$ 405 48 c.	\$ 84 78 c.	\$ c.
1,540 26	3,448 03	2,518 02	3,778 40	2,440 90	3,522 06	6,139 95	7,841 96	42,253 20	*

Statement Respecting Division Courts

1	339	26,780 66	442 46	11,345 58	11,426 30	361 74	291 57	1,618 39	3,510 89	17 71
2	1,199	64,937 82	1,129 72	24,666 02	24,841 15	954 59		4,138 57	494 82	
3	107	6,999 54	30 00	4,082 88	4,112 88			448 61	1,309 86	
4	315	24,663 15	511 73	10,270 03	10,510 94	270 82		1,280 90	572 52	
5	117	10,749 59	92 98	4,618 44	4,561 37	150 05		626 65	895 30	
6	312	7,463 02	86 26	5,384 65	5,317 24	153 67		932 05		
1	260	16,838 43	322 29	6,462 19	6,422 84	361 64		1,012 35	606 46	
2	194	9,426 89		5,012 40	5,012 40			563 73	539 00	
5	65	4,165 20		1,846 16	1,846 16			252 80	131 30	
1	533	22,726 51		11,060 90	11,060 90			1,876 70	1,469 86	
2	20	1,629 78		814 33	814 33			149 45	94 70	
3	623	42,111 46		13,944 45	13,944 45			2,743 65	1,586 34	
4	166	16,024 33		3,906 50	3,906 50			620 35	757 69	
1	578	31,011 30	75 00	7,628 68	7,703 68			1,575 00	1,522 00	
2	257	12,287 17		5,270 32	5,270 32			646 00	354 04	
3	110	9,343 27	347 71	4,573 64	4,572 50	348 85		544 45	349 15	
4	134	12,349 76	123 00	4,664 63	4,787 63			775 00	425 00	
5	504	42,743 95	156 77	13,862 55	13,944 39	74 93		2,043 65	1,342 80	
6	186	13,540 64		4,435 15	4,435 15			478 78	275 85	
7	1,678	125,482 95	566 73	38,820 16	39,280 35	106 54	429 95	9,305 60	8,569 50	
8	268	20,328 70	130 35	8,333 11	8,356 38	107 08	2,172 24	1,425 00	1,415 03	
9	41	2,586 89		1,358 65	1,358 65			238 30	220 00	
10	11	921 54		165 00	165 00			49 45	58 56	
11	452	28,363 09	323 67	7,120 22	7,422 79	21 10		1,617 00	1,063 00	
1	893	48,989 03	226 50	17,698 93	17,704 49	220 94	82 28	3,411 42	1,887 73	
3	23	1,274 28		676 75	676 75			106 70	131 80	
4	44	3,159 95		1,260 75	1,260 75			175 00	160 55	
5	9	541 73		209 53	290 53			45 25	48 00	
6	62	3,078 67	84 38	1,529 71	1,614 09			309 80	199 41	
7	14	717 32		354 03	354 03			44 12	79 75	
1	648	21,294 41		11,743 03	11,743 03			2,131 75	969 50	
2	150	9,435 97		2,465 21	2,465 21			345 95	305 78	
3	218	9,854 45		4,434 81	4,434 81			684 25	460 91	
4	83	7,771 14		3,926 69	3,926 69			435 84	452 48	
5	264	14,350 75		6,229 00	6,229 00			1,061 80	717 56	
6	94	6,408 08	76 22	3,659 65	3,032 02	627 63		266 00	422 37	
7	173	9,885 49	1 00	3,185 55	3,138 09	48 46		608 45	216 68	
8	77	3,210 00	123 90	1,272 85	1,262 09	134 66		293 50	37 40	

Return of Division Court business from the 1st day of January to the 31st day of December, A.D. 1931, inclusive, showing:—Continued

Name of County, United Counties, or District	Number of Divisions	Number of suits entered in Court, exclusive of Transcripts of Judgments and Judgment summonses.	Amount of claims entered, exclusive of Transcripts of Judgments and Judgment summonses	Balance of Cash in Court from the previous year.		Total amount of Suits' Money paid into Court		Total amount of Suits' Money paid out of Court		Balance of Cash in Court	Surplus Fees payable to the Hon. the Provincial Treasurer		Clerk's Returns of Emoluments		Bailiff's Returns of Emoluments		Unclaimed moneys		
				\$	c.	\$	c.	\$	c.		\$	c.	\$	c.	\$	c.		\$	c.
HALDIMAND	1	105	9,270 02	280 64	1,824 41	1,619 42	485 63	528 80	69 75	50 90	192 47	69 75	528 80	69 75	50 90	192 47	69 75		
	2	97	4,515 85	5 00	1,651 28	1,605 38	50 90	1,605 38	50 90	50 90	192 47	69 75	192 47	69 75	50 90	192 47	69 75		
	3	179	12,730 55	71 25	3,796 97	3,815 22	53 00	3,815 22	53 00	53 00	679 80	495 00	679 80	495 00	290 70	364 34	290 70	364 34	
	4	91	5,464 14	17 04	1,983 99	1,959 09	41 94	1,959 09	41 94	41 94	290 70	364 34	290 70	364 34	80 70	38 90	80 70	38 90	
	5	14	1,328 00		355 00	355 00		355 00											
HALBURTON	1	21	1,438 24		690 00	690 00		690 00			67 95	57 90	67 95	57 90					
	2	91	6,507 92		1,509 49	1,509 49		1,509 49			369 10	139 65	369 10	139 65					
	3	32	1,999 24		994 76	994 76		994 76			167 51	93 00	167 51	93 00					
	4	No business.																	
HALTON	1	147	10,478 75		6,414 79	6,414 79		6,414 79			447 67	394 68	447 67	394 68					
	2	220	11,591 94	281 98	3,757 84	3,981 19	58 63	3,981 19	58 63	670 65	442 77	670 65	442 77						
	3	290	23,287 01	481 46	11,016 34	11,207 59	290 21	11,207 59	290 21	1,205 29	683 18	1,205 29	683 18						
	4	142	7,245 82	209 35	3,808 71	3,946 99	71 07	3,946 99	71 07	591 20	406 19	591 20	406 19						
	5	53	2,144 72		1,226 61	1,226 61		1,226 61			187 45	104 05	187 45	104 05					
	6	309	22,017 34		9,624 14	9,624 14		9,624 14			1,323 83	675 40	1,323 83	675 40					
HASTINGS	1	515	35,692 18	378 20	15,061 98	15,025 91	414 27	15,025 91	414 27	29 94	1,556 23	274 15	3,149 70	1,556 23	274 15	3,149 70	1,556 23	274 15	
	2	32	1,869 58	237 59	634 75	766 33	106 01	766 33	106 01		193 41	38 00	193 41	38 00					
	3	5	236 74		90 45	90 45		90 45			57 15	38 00	57 15	38 00					
	4	87	5,280 73		1,903 80	1,903 80		1,903 80			253 50	338 52	253 50	338 52					
	5	158	8,351 66		3,434 46	3,434 46		3,434 46			542 08	365 00	542 08	365 00					
	6	186	13,878 48	192 22	6,295 44	6,373 95	113 71	6,373 95	113 71		862 75	793 06	862 75	793 06					
	7	55	2,710 63		1,236 85	1,236 85		1,236 85			188 67	62 30	188 67	62 30					
	8	-64	3,682 26		2,033 52	2,033 52		2,033 52			279 35	125 28	279 35	125 28					
	9	245	15,390 46	468 16	7,783 19	8,023 34	228 01	8,023 34	228 01		1,217 95	989 59	1,217 95	989 59					
	10	76	3,622 55		2,146 75	2,146 75		2,146 75			332 80	236 50	332 80	236 50					
	11	31	1,624 73		2,099 72	2,099 72		2,099 72			148 30	398 48	148 30	398 48					
	12	165	13,483 93		2,468 76	2,468 76		2,468 76			600 15	522 10	600 15	522 10					

HURON.....	1	211	12,932 02	65 80	5,169 86	5,154 06	50 00	885 01	428 35
	2	255	14,637 70	98 75	4,441 41	4,411 41	128 75	978 60	875 00
	3	62	4,179 59		1,882 93	1,882 93		212 35	137 80
	4	213	14,681 91		5,765 66	5,765 66		742 85	535 50
	5	184	14,093 11	31 10	7,014 97	6,935 81	110 26	678 45	473 25
	6	19	2,471 63	27 85	653 82	334 73	346 94	64 65	33 10
	7	18	689 31		756 30	756 30		60 00	57 65
	8	215	11,797 75	271 30	4,471 22	4,550 71	290 35	521 65	429 94
	9	121	10,249 76		5,490 53	5,490 53		505 72	406 15
	10	109	8,722 32		4,035 60	4,035 60		354 36	312 15
	11	50	2,893 78		1,586 70	1,586 70		189 00	240 50
	12	76	3,647 95		2,067 95	2,067 95		272 00	115 45
KENORA.....	1	126	5,991 00	407 19	2,561 70	2,690 05	278 84	703 50	200 80
	3	27	1,999 60	358 06	975 33	1,160 58	172 80	107 75	125 80
	4	95	5,156 43	626 93	2,551 42	2,888 25	290 10	334 10	196 95
KENT.....	1	1,069	63,776 89	3,337 49	23,746 25	25,293 24	1,790 50	4,375 15	2,309 42
	2	170	12,638 42	1,688 40	11,386 23	12,741 55	333 08	864 50	636 85
	3	136	5,393 76	671 57	4,079 66	4,727 23	24 00	513 94	444 61
	4	181	10,470 43	724 07	5,686 47	6,320 54	90 00	766 58	657 55
	5	294	16,222 98	160 72	6,961 11	6,980 92	140 91	1,206 05	802 05
	6	135	9,500 19		3,760 00	3,760 00		390 00	8,386 60
	7	242	18,842 99	256 76	6,622 66	6,816 72	52 70	829 90	846 20
LAMBTON.....	1	1,216	80,219 24	289 12	21,563 80	21,713 60	139 32	4,090 77	1,707 82
	2	149	6,548 55		3,076 46	3,076 46		416 40	355 00
	3	30	1,662 09		1,033 35	1,033 35		116 00	220 90
	4	48	3,284 77		2,164 00	2,164 00		188 00	138 00
	5	74	2,890 75		3,050 75	3,050 75		240 00	135 25
	6	76	4,530 23		1,267 22	1,267 22		255 94	189 15
	8	152	9,603 73	250 00	3,377 66	3,453 67	173 99	701 05	286 00
	9	52	3,368 63		1,573 80	1,573 80		156 99	160 22
LANARK.....	1	356	19,146 70	471 48	8,747 63	8,398 55	820 56	1,547 55	840 95
	2	70	3,403 88	6 27	2,125 25	1,936 43	195 09	291 80	527 76
	3	243	10,804 66	45 34	4,280 06	4,194 17	85 89	757 40	589 90
	4	507	23,768 68		11,158 48	11,158 48		1,890 40	953 23
	5	125	6,137 41		1,945 60	1,945 60		360 20	357 85
LEEDS AND GRENVILLE.....	1	635	28,970 96	102 45	11,940 68	11,922 35	120 78	2,091 49	973 86
	2	252	11,791 24	1,015 96	3,031 53	4,047 49	245 77	839 75	141 07 196 95
	3	157	9,318 98	28 75	5,562 79	5,578 74	12 80	563 62	500 99
	4	55	3,209 91		1,288 59	1,288 59		216 87	132 15

Return of Division Court business from the 1st day of January to the 31st day of December, A. D. 1931, inclusive, showing:—Continued

Name of County, United Counties, or District	Number of Divisions	Number of suits entered in Court, exclusive of Transcripts of Judgments and judgment summonses.	Amount of claims entered, exclusive of Transcripts of Judgments and judgment summonses		Balance of Cash in Court from the previous year.		Total amount of Suits' Money paid into Court		Total amount of Suits' Money paid out of Court		Balance of Cash in Court		Surplus Fees payable to the Hon. the Provincial Treasurer		Clerk's Returns of Emoluments		Bailiff's Returns of Emoluments		Unclaimed moneys	
			\$	C.	\$	C.	\$	C.	\$	C.	\$	C.	\$	C.	\$	C.	\$	C.		\$
LEEDS AND GRENVILLE—Con.	5	104	6,002	42	114	16	2,561	45	2,675	61	91	85	322	60	131	70				
	6	111	5,719	08			3,980	02	3,980	02			551	80						
	7	33	2,607	71	17	70	1,087	55	1,087	55	33	65	170	58						
	8	58	3,186	47			1,445	60	1,445	60			264	25						
	9	58	3,914	97			1,340	03	1,340	03			248	30						
	10	28	2,282	50	120	00	403	13	376	49	26	64	93	17						
	11	36	1,360	70			611	80	611	80			112	53						
	12	55	2,696	56			1,406	00	1,406	00			209	98						
	LENNOX AND ADDINGTON.....	1	285	13,852	00			3,011	29	3,011	29			1,050	00					
		2	50	1,439	13			967	86	967	86			127	35					
		3	10	485	90			109	00	109	00			57	95					
		4	22	1,005	98			550	36	550	36			101	55					
5		38	1,480	44			843	76	843	76			126	00						
6		19	608	65			327	50	327	50			83	65						
7		73	3,282	94	7	00	951	26	925	18	33	08	235	20						
8		35	1,713	88			810	32	810	32			101	55						
9		7	136	40			33	06	33	06			23	65						
LINCOLN.....	1	101	5,625	91	93	01	2,097	11	2,063	13	126	99	366	65						
	2	742	46,520	77	708	40	13,937	51	14,086	91	559	00	3,196	90						
	3	94	7,746	19			4,220	70	4,220	70			326	08						
	4	82	4,563	53	21	76	2,211	26	2,163	61	69	41	366	65						
	5	151	11,262	93	307	77	3,874	56	4,111	28	71	05	633	60						
MANITOULIN.....	1	49	3,323	82			2,124	55	2,124	55			141	95						
	2	56	3,590	00			830	40	830	40			163	35						
	3	10	465	88			4,025	00	4,025	00			53	65						
MIDDLESEX.....	1	1,816	111,615	04	2,168	44	38,128	22	38,810	50	1,486	16	6,990	54						
	2	188	14,718	33	33	64	5,797	83	5,666	50	392	42	675	97						
	3	162	10,229	31			4,146	69	4,070	24	76	54	574	31						

4	112	4,843 50	1,812 16	1,812 16	1,812 16	1,812 16	480 00	421 00
5	113	9,223 70	2,877 05	2,648 30	2,648 30	2,648 30	540 00	373 70
6	175	10,159 75	4,729 60	4,722 55	4,722 55	4,722 55	459 75	338 21
7	71	4,365 15	2,458 50	2,648 20	2,648 20	2,648 20	301 90	255 76
8	23	1,894 00	463 00	463 00	463 00	463 00	94 53	166 37
9	1,135	59,833 42	18,005 48	18,375 78	18,375 78	18,375 78	3,910 59	1,807 92
1	120	8,145 64	3,001 50	3,001 50	3,001 50	3,001 50	475 00	455 00
2	25	2,263 93	430 65	430 65	430 65	430 65	153 22	200 20
3	99	4,704 48	2,035 00	2,035 00	2,035 00	2,035 00	367 20	284 36
1	174	13,140 15	54,429 82	5,568 68	5,568 68	5,568 68	614 10	711 27
2	49	3,857 63	1,141 67	1,158 32	1,158 32	1,158 32	185 30	300 50
3	609	38,650 55	9,788 93	9,845 29	9,845 29	9,845 29	2,645 00	1,986 52
1	631	41,206 97	15,729 75	15,508 92	15,508 92	15,508 92	2,566 60	2,028 59
2	113	8,240 89	1,589 74	1,589 74	1,589 74	1,589 74	431 70	256 69
3	18	1,060 64	538 78	538 78	538 78	538 78	79 35	85 65
4	138	12,268 05	5,603 36	5,541 33	5,541 33	5,541 33	492 75	357 05
5	27	1,835 37	899 65	916 80	916 80	916 80	119 99	109 65
6	202	10,566 09	2,866 73	2,853 43	2,853 43	2,853 43	742 63	634 16
7	51	2,254 52	1,249 89	1,249 89	1,249 89	1,249 89	285 65	245 00
8	143	6,297 32	2,172 21	2,172 21	2,172 21	2,172 21	355 80	213 90
1	244	10,310 00	4,528 30	4,502 56	4,502 56	4,502 56	941 32	577 05
2	73	4,511 72	1,431 08	1,431 08	1,431 08	1,431 08	300 95	255 00
3	244	10,021 83	4,303 98	4,303 98	4,303 98	4,303 98	889 62	590 18
4	66	6,039 13	2,322 47	2,322 47	2,322 47	2,322 47	315 00	186 90
5	264	14,301 74	7,532 42	7,532 42	7,532 42	7,532 42	907 72	467 45
6	23	1,712 99	1,379 85	1,379 85	1,379 85	1,379 85	112 54	105 00
7	99	6,229 36	3,192 20	3,136 81	3,136 81	3,136 81	489 55	450 50
8	143	6,926 15	3,485 53	3,485 53	3,485 53	3,485 53	519 95	415 59
9	130	7,144 05	3,931 30	3,931 30	3,931 30	3,931 30	497 94	451 61
10	38	1,757 83	652 34	652 34	652 34	652 34	101 27	73 10
11	193	14,566 28	5,717 72	5,717 72	5,717 72	5,717 72	864 97	515 30
1	118	7,648 48	4,173 60	4,343 30	4,343 30	4,343 30	645 20	454 20
2	85	4,990 12	2,570 01	2,536 87	2,536 87	2,536 87	302 72	406 46
3	122	9,009 16	2,490 22	2,546 70	2,546 70	2,546 70	522 70	425 50
4	207	19,359 45	7,145 91	6,501 70	6,501 70	6,501 70	986 55	506 70
5	41	3,936 15	944 11	944 11	944 11	944 11	192 23	121 35
6	65	4,788 56	2,737 57	2,737 57	2,737 57	2,737 57	330 26	166 40
7	84	4,526 92	2,244 90	2,244 90	2,244 90	2,244 90	353 35	275 00
8	644	40,157 20	11,670 08	12,102 58	12,102 58	12,102 58	2,840 29	1,592 16

MUSKOKA.....

NIPISSING.....

NORFOLK.....

NORTHUMBERLAND AND
DURIAM.....

ONTARIO.....

PRESCOTT AND RUSSELL.....	73	692 32		325 15		72 15	49 20
1	152	5,792 05		2,684 00		525 60	341 99
2	25	1,440 24		465 00		84 25	69 00
3	97	5,378 76	49 39	1,793 72	43 05	407 29	238 17
4	16	1,781 29		568 42		71 59	75 55
5	165	11,915 51		6,082 39		687 65	534 53
6	210	9,344 58		3,313 11		492 35	369 25
7	110	5,570 00		2,840 00		368 29	301 94
8	36	2,980 67		964 49		178 95	135 79
9	91	6,535 20	55 97	2,736 26	119 00	325 30	326 40
10	67	6,252 80		1,603 47		333 52	341 60
11	235	13,519 79	1,086 41	4,832 07	343 47	940 40	682 09
PRINCE EDWARD.....	7	421 36		195 00		25 50	12 65
1	Vacant						
2	5	106 15		312 61		62 70	54 43
3	69	4,822 66		1,988 45		364 10	270 10
4	29	1,178 00		618 00		63 40	70 30
5	27	2,148 20		1,260 64	26 50	165 00	149 55
6	Vacant						
7							
8							
RAINY RIVER.....	234	15,078 45	597 53	55,532 41	277 50	1,148 15	517 99
1	16	1,564 08	58 59	145 56	50 54	95 10	69 50
2	34	2,647 09	36 99	1,647 70	114 69	123 10	377 73
3							
RENFREW.....	435	20,838 98	60 00	9,854 43	7 87	1,445 00	1,181 22
1	11	1,030 67		934 00		55 79	89 52
2	893	50,621 98	346 46	10,644 47	521 52	984 12	387 84
3	259	9,858 35	47 70	4,655 39	134 43	285 20	306 80
4	64	3,693 80	287 83	1,606 26	44 00	382 75	250 00
5	63	5,523 68		3,469 19		296 81	172 30
6	97	5,696 61		1,224 67			
7							
8							
SIMCOE.....	540	27,758 00	187 25	14,069 98	723 76	2,063 95	1,796 21
1	193	7,276 84	305 25	2,230 64	83 21	417 10	241 95
2	52	3,036 08	20 58	2,760 74	49 53	282 75	278 95
3	121	7,399 60	46 80	2,766 04	85 30	576 88	320 65
4	60	2,771 54		1,080 80		194 55	216 30
5	838	38,999 22	26 06	19,187 93	41 73	3,116 50	1,394 59
6	72	4,354 24		1,724 07	23 30	3,104 50	291 77
7	150	11,621 84	232 74	6,646 94	172 55	576 10	425 02
8	185	6,685 92	14 77	3,421 28	43 15	568 00	452 28
9	92	6,067 86		2,722 25		385 16	437 63
10	377	16,503 83	10 50	6,141 16	75 10	1,406 00	850 76

Return of Division Court business from the 1st day of January to the 31st day of December, A. D. 1931, inclusive, showing:—Continued

Name of County, United Counties, or District	Number of Divisions	Number of suits entered in Court, exclusive of Transcripts of Judgments and summonses.	Amount of claims entered, exclusive of Transcripts of Judgments and summonses	Balance of Cash in Court from the previous year.		Total amount of Suits Money paid into Court		Total amount of Suits Money paid out of Court		Balance of Cash in Court	Surplus Fees payable to the Hon. the Provincial Treasurer		Clerk's Returns of Emoluments		Bailiff's Returns of Emoluments		Unclaimed moneys
				\$	c.	\$	c.	\$	c.		\$	c.	\$	c.	\$	c.	
STORMONT, DUNDAS AND GLENGARRY.....	1	96	6,741 82	66 73	3,323 77	3,323 77	370 00	395 49
	2	192	11,411 87	193 67	5,976 91	17,370 84	17,205 68	156 30	704 90	707 60
	3	612	27,038 73	2,645 79	2,645 79	358 83	2,413 05	1,702 85
	4	87	6,148 10	4,756 03	4,756 03	374 60	291 57
	5	192	11,245 57	2,130 49	1,839 07	751 95	158 46
	6	184	8,285 24	2,416 46	2,429 85	562 15	277 75
	7	107	7,101 37	16 05	4,052 22	4,078 79	467 85	272 22
	8	108	7,636 70	108 12	2,156 15	2,156 15	427 00	424 73
	9	55	3,229 60	5,647 55	5,712 73	280 40	158 20
	10	177	12,639 41	164 41	2,725 72	2,725 72	515 95	464 85
	11	109	6,662 08	2,395 65	2,395 65	455 00	240 74
	12	97	6,757 68	411 51	438 34
SUDBURY.....	1	1,626	115,849 22	2,154 20	47,930 70	48,800 60	1,284 30	8,300 40	4,352 33	7 15
	2	68	4,761 29	86 53	1,416 54	1,483 00	20 07	220 72	131 95
	3	21	1,355 00	285 00	285 00	88 06	75 00
	4	50	5,169 72	1,926 36	1,926 36	311 97	506 34
	5	46	2,945 37	89 04	89 04	141 50	300 00
THUNDER BAY.....	1	501	34,705 40	18 72	13,908 00	13,908 00	18 72	2,351 50	1,466 11
	2	25	1,321 53	559 35	559 35	81 59	62 49
	3	788	56,034 96	1,018 14	19,957 42	20,049 05	479 51	50 51	3,252 55	2,108 15	3 20
	4	8	218 00	218 00	218 00	19 91	17 00
TEMISKAMING.....	1	332	23,570 73	315 00	7,440 09	7,567 77	187 32	1,675 75	851 44
	2	362	22,481 05	17 16	9,453 15	9,403 06	45 09	1,660 75	1,247 73
	3	184	10,203 23	84 35	9,131 96	9,183 59	32 72	789 40	795 13

Return of Division Court business from the 1st day of January to the 31st day of December, A. D. 1931, inclusive, showing:—*Concluded*

Name of County, United Counties, or District	Number of Divisions	Number of suits entered in Court, exclusive of Transcripts of Judgments and Judgment summonses.	Amount of claims entered, exclusive of Transcripts of Judgments and Judgment summonses	Balance of Cash in Court from the previous year.		Total amount of Sutors' Money paid into Court		Total amount of Sutors' Money paid out of Court		Balance of Cash in Court		Surplus Fees payable to the Hon. the Provincial Treasurer		Clerk's Returns of Emoluments		Barrister's Returns of Emoluments		Unclaimed moneys
				\$	c.	\$	c.	\$	c.	\$	c.	\$	c.	\$	c.	\$	c.	
York.....	1	6,914	545,308 68	6,905 10	92,064 09	92,517 88	6,451 31	{ 1,740 34 19,880 07 }	33,240 10	15,701 70	57 27							
	2	149	11,536 98	4,945 75	4,945 75	694 00	591 45							
	3	230	16,781 63	233 59	7,138 44	7,004 28	367 75	986 05	765 95							
	4	223	16,075 92	145 00	6,269 79	6,371 21	43 58	977 60	906 97							
	5	78	6,176 49	44 86	1,636 97	1,635 34	46 49	382 75	513 67							
	6	138	9,343 43	2,551 00	2,551 00	598 55	395 70							
	7	40	3,995 86	274 30	1,672 71	1,684 46	263 55	232 10	207 56							
	8	1,046	68,940 02	666 39	20,308 34	20,715 11	259 62	{ 7 50 665 50 }	5,385 00	4,075 06	42 56							
	9	1,137	67,171 48	180 21	20,044 45	19,720 04	504 62	{ 666 70 1,298 54 }	5,389 00	3,466 50							
	10	5,562	425,219 12	2,633 21	75,870 27	76,521 81	1,981 67	{ 13,199 15 }	24,333 55	13,492 70	6 79							
	11	320	16,879 33	546 72	6,275 56	6,381 48	440 80	1,511 05	1,086 68							
Totals.....	338	121,130	5,900,690 11	79,455 93	2,479,225 59	2,366,515 32	70,491 86	57,249 63	555 98							

Statement Respecting Police Magistrates

Frontenac.....	J. W. Bradshaw	1,200 00	37 50	1,237 50	320 75	916 75	1,131 00
"	J. M. Farrell.....						10 00
Grey.....	M. Armstrong.....						24 83
"	Wm. Laidlaw.....						200 00
"	E. C. Sperman.....	1,500 00	144 69	1,644 69	735 60	909 09	1,941 00
Haldimand.....	J. C. Massie.....	3,500 00	1,346 63	4,846 63	2,475 95	2,370 68	3,665 50
Halton.....	W. J. Barr.....				1 50		434 60
"	J. R. Elliott.....	1,250 00	64 36	1,314 36	220 80	2,093 56	385 00
"	W. E. McIveen.....	750 00	300 00	1,050 00	280 20	769 80	2,659 50
Hastings.....	R. R. Casement.....	700 00	167 37	867 37	386 30	481 07	425 00
"	W. C. Mikel.....	1,700 00		1,700 00	635 50	1,064 50	930 00
"	T. A. O'Rourke.....						228 00
"	C. G. F. Palmer.....						125 00
"	W. E. Wiggins.....	700 00	358 40	1,058 40	150 00	908 40	466 00
Huron.....	S. J. Andrews.....				2 00		26 00
"	J. C. Grieg.....	2,500 00	161 13	2,661 13	683 00	1,978 13	524 85
"	C. A. Reid.....						
Kenora.....	J. A. Kinney.....	800 00	14 60	814 60	51 50	763 10	96 25
"	R. F. Dynacs.....		27 64				555 00
"	R. H. Pronger.....	1,200 00			47 25	1,152 75	93 00
Kent.....	S. B. Arnold.....	1,000 00	41 25	1,041 25	1,413 75	703 75	1,248 25
"	A. B. Carscallen.....	1,000 00			296 25		253 00
"	E. B. Madden.....						30 00
"	H. P. Stennett.....						16 00
"	F. J. Fox.....						
Lambton.....	C. S. Woodrow.....	1,500 00	90 86	1,590 86	1,039 50	551 36	1,241 00
Lanark.....	J. T. Kirkland.....	500 00	107 73	607 73	166 00	441 73	395 00
"	J. S. L. McNeely.....						
"	R. A. Patchell.....						
"	B. E. Sparham.....						337 00

a G. E. Strike appointed Police Magistrate, 30th June, 1931; Chas. Hopewell having died.

b J. R. Elliott appointed Police Magistrate, 2nd July, 1931; H. P. Moore having died.

c G. F. Palmer appointed Police Magistrate, 1st October, 1931; H. R. Bedford having resigned.

"	G. A. Payne	Campbellford							20 00
"	A. Campbell	Bowmanville							912 00
Ontario	C. F. Bick	Cannington							628 50
"	W. J. Clark	Pickering							1,016 50
"	T. K. Creighton	Oshawa							164 00
"	E. H. Purdy	Port Perry							287 50
"	J. E. Willis	Whitby							209 00
Oxford	A. S. Ball	Woodstock							14 00
"	J. L. Paterson	Ingersoll	1,600 00	413 60	2,013 60	896 50	1,117 10		3,481 00
Parry Sound	J. D. Broughton	Parry Sound	1,920 00	85 00	2,005 00	316 75	1,688 25		1,520 00
"	J. J. Wilson	Burk's Falls	1,133 33	321 00	1,454 33	337 00	1,117 33		882 00
Patricia	H. E. Holland	Goldpines	600 00	112 75	712 75	31 50	681 25		125 00
Peel	L. J. C. Bull	Brampton							3,024 50
"	W. H. Burgess	Port Credit							
"	F. E. J. Pallett	Islington							10 00
Perth	W. R. Butcher	St. Mary's							
"	T. L. Hamilton	Listowel							61 00
"	J. A. Makins	Stratford	1,000 00	13 30	1,013 30	475 90	537 40		911 00
"	Chas. Trinn	Milverton							
Peterborough	O. A. Langley	Peterborough	1,300 00	106 39	1,406 39	512 55	893 84		1,136 00
Prescott and Russell	W. T. Erskine	Rockland (Russell)							600 00
"	H. W. Lawlor	Hawkesbury	1,000 00			368 95	631 05		991 50
"	B. R. Poulin	L'Original							134 00
Prince Edward	gE. A. Calnan	Picton	1,250 00	300 00	1,550 00	314 17	1,235 83		425 00
Rainy River	H. L. Cruso	Fort Frances	2,000 00	182 08	2,182 08	491 50	1,690 58		815 00
"	J. Jamieson	Quetico Park Reserve							

d J. A. Connell appointed February 21st, 1931 and died October 23rd, 1931; H. Atkinson held office from January 1st to date of Mr. Connell's appointment.

e W. J. Smith appointed 18th November, 1931.

f E. J. Pallett appointed 10th November, 1931.

g E. A. Calnan appointed 1st March, 1931; R. A. Norman having resigned.

POLICE MAGISTRATES, PROVINCE OF ONTARIO, 1931—Continued

County or District	Name	Address	Salary paid by Province		Expenses paid by Province		Total cost to Province		Total fees paid to Province		Net cost to Province		Fines paid through Office of Inspector of Legal Offices	
			\$	c.	\$	c.	\$	c.	\$	c.	\$	c.	\$	c.
Renfrew	S. T. Chown	Renfrew	2,500	00	245	77	2,745	77	429	90	2,315	87	946	25
"	D. Craig	Arnprior											80	00
"	W. K. MacGregor	Pembroke											233	00
"	W. A. Mackay	Renfrew											88	00
Simcoe	E. B. Brown	Victoria Harbour												
"	Frank Cook	Midland	400	00					87	00			93	00
"	Geo. E. Copeland	Penetanguishene	500	00					33	00			197	00
"	H. Gover	Coldwater	1,000	00					66	75			203	00
"	W. A. Hogg	Collingwood	600	00	84	63	684	63	351	50			530	00
"	C. Jelfs	Barrie	1,000	00	89	17	1,089	17	1,703	37			3,261	00
"	D. McCaughrin	Orillia	1,300	00	29	98	1,329	98	281	25			802	00
Stormont, Dundas & Glengarry	Wm. Blyth	Dunvegan	750	00					86	25			56	00
"	E. J. Dever	Alexandria											110	00
"	A. O. Miller	Avonmore												
"	J. C. Milligan	Cornwall	1,500	00					760	70			549	00
"	D. G. McDonell (Deputy)	"												
"	Jno. McCormick	Winchester	1,500	00	140	84	1,640	84	895	35			682	90
Sudbury	J. S. McKessock	Sudbury	2,100	00	13	30	2,113	30	726	25			894	00
"	Thos. Stoddart	Copper Cliff	3,000	00	268	25	3,268	25	1,704	50			1,944	00
"	T. H. Wolfe	Chapleau	2,500	00	336	22	2,836	22	254	45			525	00
Teniskaming	S. Atkinson	Haileybury	3,600	00	1,086	90	4,686	90	2,499	50			3,495	00
Thunder Bay	W. W. O'Brien	Port Arthur	1,200	00					253	00			938	00
"	Wm. Palling	Fort William	800	00	5	20	805	20	128	00			489	50
"	S. C. Young	"	2,000	00	824	47	2,824	47	259	50			311	00
Victoria and Haliburton	J. E. Finlay	Tory Hill	800	00	76	13	876	13	134	50			127	00
"	G. A. Jordan	Lindsay	1,200	00	28	25	1,228	25	255	00			738	00
Waterloo	J. J. A. Weir	Kitchener	1,400	00	80	00	1,480	00	760	65			899	00

Welland.....	J. Jos. Clark.....	Ridgeway.....	86 50
".....	Alex. Fraser.....	Niagara Falls.....	831 00
".....	John Goodwin.....	Welland.....	668 25
	W. T. Malkin.....	Bridgeburg.....	800 00	439 20
Wellington.....	A. Hellyer.....	Kenilworth.....	1,000 00	163 93	369 78	578 00
".....	W. W. Scott.....	Moorefield.....
".....	F. Watt.....	Guelph.....	1,000 00	89 50	2,080 00
	D. H. Welsh.....	Palmerston.....	120 00
Wentworth.....	H. A. Burbidge.....	Hamilton.....	170 00
".....	Jas. McKay (Deputy).....	".....
".....	J. S. Fry.....	Dundas.....	12 00
	J. F. Vance.....	Hamilton.....	1,800 00	2,267 75	6,025 00
York.....	D. Davidson.....	Mimico Beach.....	1,500 00	789 96	8,714 00
".....	Wm. Keith.....	Toronto.....	9,261 00
".....	Toronto Police Court.....	City Hall.....	845 00

h Wm. Blyth appointed 6th July, 1931.

i J. E. Finlay appointed 28th April, 1931.

j Jos. Clark died 18th June, 1931.

Statistical Report of the Juvenile Courts

TABLE OF AGE AND SEX

Age	Boys	Girls	Total
7.....	32	3	35
8.....	42	1	43
9.....	153	6	159
10.....	312	6	318
11.....	304	14	318
12.....	423	16	439
13.....	551	58	609
14.....	679	58	737
15.....	800	94	894
16.....	346	17	363
Total.....	3,686	273	3,959

NATIONALITY OF OFFENDERS

	Boys	Girls	Total
Canadian.....	2,384	179	2,563
Newfoundland.....	12	9	21
England and Wales.....	393	23	416
Scotland.....	207	10	217
Ireland.....	68	2	70
Balkan States.....	49	8	57
United States.....	52	2	54
Russia.....	86	4	90
Poland.....	150	17	167
Austria.....	46	3	49
Germany.....	2	1	3
Italy.....	113	2	115
France.....	9	2	11
Greece.....	11	..	11
Sweden.....
Holland.....	5	..	5
Finland.....	5	1	6
China.....	1	1	2
Australia.....
Other nationalities.....	93	9	102
Total.....	3,686	273	3,959

RELIGION OF OFFENDERS

	Boys	Girls	Total
Anglican.....	665	45	710
Roman Catholic.....	1,213	74	1,287
United Church.....	528	45	573
Presbyterian.....	422	30	452
Hebrew.....	129	9	138
Baptist.....	254	14	268
Salvation Army.....	53	5	58
Greek Orthodox.....	62	17	79
Other.....	220	26	246
Unknown.....	140	13	153
Total.....	3,686	273	3,959

NATURE OF OFFENCE

	Boys	Girls	Total
Theft	1,345	76	1,413
Shopbreaking and Theft	156	..	156
Housebreaking and Theft	98	1	99
Shopbreaking	63	..	63
Housebreaking	26	9	38
Disorderly	530	17	547
Breach of By-laws	165	3	168
Damage of Property	357	10	367
Vagrancy	106	39	145
Habitual Truancy	257	50	307
Trespass	285	7	292
Gambling	7	..	7
Indecency	56	6	62
Immorality	12	18	30
Other Offences	223	37	260
Total	3,686	273	3,959

FINES COLLECTED

Fines collected \$1,098 31

OTHER REVENUE

Including Restitution, Bail and Non Support \$201,966 38

DISPOSITION OF CASES

	Boys	Girls	Total
Adjourned Sine Die	1,354	96	1,450
Suspended Sentence (in care of Court)	118	8	126
Suspended Sentence (Probation)	710	42	752
Suspended Sentence (on own undertaking)	363	15	378
Industrial School	111	45	156
Bowmanville School	15	..	15
Working Boys' Home	30	..	30
Fined	275	..	275
Dismissed	229	6	235
Other Dispositions	479	63	542
Total	3,686	273	3,959

JUVENILE COURTS AND OFFICERS

The Juvenile Delinquents Act, 1908 (Canada) has been proclaimed in the following areas:

PLACE	JUDGE
Ottawa.....	J. F. McKinley
Toronto.....	H. S. Mott; R. S. Hosking (Deputy)
Timiskaming.....	S. Atkinson (Magistrate)
Stratford, St. Marys, Perth.....	J. A. Makins (Magistrate)
Kitchener, Waterloo.....	J. J. A. Weir (Magistrate)
Brantford, Brant.....	A. D. Hardy (County Judge)
Galt.....	John R. Blake (Magistrate)
Windsor, Walkerville, Ford.....	A. D. Bowlby.
Grey County and Owen Sound.....	E. C. Spereman (Magistrate)
Haldimand.....	J. C. Massie (Magistrate)
Huron.....	C. A. Reid (Magistrate)
Hamilton.....	H. A. Burbidge (Magistrate)
Nipissing.....	C. S. McGaughey (Magistrate)
Stormont, Dundas, Glengarry.....	J. C. Milligan (Magistrate)
London, Middlesex.....	G. Quentin Warner
Lincoln County and St. Catharines.....	J. S. Campbell (County Judge)
Port Colborne.....	J. C. Massie (Magistrate)
Cochrane.....	E. R. Tucker (Magistrate)
Dundas.....	J. S. Fry (Magistrate)
Oshawa.....	F. C. Jarrett
York.....	Wm. Keith (Magistrate)

Appointments

APPOINTMENTS

SHERIFFS

Gazette, January 24th, 1931.—George Henry Stokes, of the Township of Hungerford, Esquire, to be Sheriff for the County of Hastings.

Gazette, May 16th, 1931.—Robert A. Norman, of the Town of Picton, County Court Clerk, to be Sheriff, *pro tem*.

Gazette, September 5th, 1931.—Lachlan Daniel MacCallum, of Kenora, Esquire, to be Sheriff in and for the Provisional Judicial District of Kenora.

Gazette, December 12th, 1931.—Samuel Crooks, of the City of Ottawa, Esquire, to be Sheriff in and for the County of Carleton, including the City of Ottawa.

JUDGES AND LOCAL MASTERS, S.C.O.

Gazette, April 4th, 1931.—His Honour B. F. Justin, Judge of the County Court of the County of Peel, to act as Local Master of the Supreme Court for the County of Dufferin, during the absence of His Honour J. C. Moore, Judge of the County Court of the County of Dufferin.

Gazette, May 2nd, 1931.—His Honour Thomas Moore Costello, Judge of the County Court of the County of Huron, to be Surrogate Judge in and for the County of Huron, as and from the 4th day of March, A.D. 1931.

Gazette, May 2nd, 1931.—His Honour Dudley Holmes, Judge of the County Court of the County of Simcoe, to be Surrogate Judge in and for the County of Simcoe, as and from the 4th day of March, A.D. 1931.

Gazette, May 2nd, 1931.—His Honour Uriah McFadden, Judge of the County Court of the County of Kent, to be Surrogate Judge in and for the County of Kent, as and from the 17th day of March, A.D. 1931.

Gazette, May 2nd, 1931.—His Honour James Boyd Moon, Judge of the District Court of the District of Parry Sound, to be Surrogate Judge in and for the District of Parry Sound, as and from the 13th day of April, A.D. 1931.

Gazette, May 2nd, 1931.—His Honour Melville Brockett Tudhope, Judge of the County Court of the United Counties of Leeds and Grenville, to be Surrogate Judge in and for the United Counties of Leeds and Grenville, as and from the 4th day of March, A.D. 1931.

Gazette, May 30th, 1931.—Irwin Hilliard, K.C., of the City of Toronto, to be Master of the Supreme Court of Ontario at Osgoode Hall, Toronto. Such appointment to take effect as and from the 1st day of May, 1931.

Gazette, July 4th, 1931.—His Honour Judge Frederick Montague Morson, retired Judge of the County Court of York, to be Surrogate Judge in and for the County of York.

CROWN ATTORNEYS AND CLERKS OF THE PEACE

Gazette, February 7th, 1931.—Harworth Atkinson, of the Town of Kemptville, in the County of Grenville, Esquire, Barrister-at-Law, to be Crown Attorney and Clerk of the Peace in and for the United Counties of Leeds and Grenville.

Gazette, April 18th, 1931.—Dudley Elwood Holmes, of the Town of Goderich, Esquire, Barrister-at-Law, to be Crown Attorney and Clerk of the Peace for the County of Huron.

Gazette, May 9th, 1931.—Archibald C. Brown, of the Town of Timmins, Esquire, Barrister-at-Law, to be Crown Attorney and Clerk of the Peace, *pro tem.*, for the District of Cochrane.

Gazette, May 16th, 1931.—Wilfred Smith Haney, of the City of Sarnia, Barrister-at-Law, to be Crown Attorney and Clerk of the Peace for the County of Lambton.

Gazette, August 1st, 1931.—Fred L. Ward, of the Town of Picton, Esquire, Barrister-at-Law, to be Crown Attorney and Clerk of the Peace in and for the County of Prince Edward, *pro tem.*

Gazette, August 22nd, 1931.—Harry Hazell, of the City of Hamilton, in the County of Wentworth, Esquire, Barrister-at-Law, to be Crown Attorney, *pro tem.*, for the County of Wentworth and City of Hamilton during the absence of G. W. Ballard.

LOCAL REGISTRARS, ETC.

Gazette, May 16th, 1931.—Charles Stewart Buck, of Port Rowan, Esquire, Barrister-at-Law, to be Local Registrar of the Supreme Court, County Court Clerk and Surrogate Registrar for the County of Norfolk.

Gazette, August 22nd, 1931.—Ernest Appleton, of Osaquan, Ontario, to be Local Registrar of the Supreme Court, District Court Clerk and Surrogate Registrar for the District of Kenora, in the room and stead of J. N. Ladouceur, resigned.

Gazette, September 26th, 1931.—Henry Egleston Richardson, of the City of Kingston, Esquire, to be Surrogate Registrar in and for the County of Frontenac.

REGISTRARS OF DEEDS AND LOCAL MASTERS OF TITLES

Gazette, January 10th, 1931.—James H. Tully, of the City of Parry Sound, in the District of Parry Sound, Esquire, to be Registrar of Deeds in and for the District of Parry Sound in the room and stead of Charles Gillespie, deceased.

Gazette, April 18th, 1931.—George Walker Dunn, of the City of Port Arthur, Esquire, to be Registrar of Deeds in and for the District of Thunder Bay, except the Electoral District of Fort William.

Gazette, August 22nd, 1931.—Gordon R. Brady, of North Bay, one of His Majesty's Counsel learned in the Law, to be Local Master of Titles and Registrar of Deeds for the District of Nipissing, effective from September 1st, 1931.

Gazette, August 22nd, 1931.—William Dycer Fairbrother, of Beamsville, Ontario, to be Registrar of Deeds for the County of Lincoln in the room and stead of Carl Fisher, deceased.

Gazette, October 3rd, 1931.—Donald McQuarrie, of Argyle, Esquire, to be Registrar of Deeds in and for the County of Victoria.

POLICE MAGISTRATES AND JUVENILE COURTS

Gazette, February 28th, 1931.—Edward Albert Calnan, of the Town of Picton, Esquire, to be Police Magistrate for the County of Prince Edward, including the Town of Picton.

Gazette, February 28th, 1931.—Cecil Fountayne Saunders, of Burford, Ontario, Esquire, to be Police Magistrate for the Town of Paris and the Townships of Burford and South Dumfries, in the County of Brant.

Gazette, May 9th, 1931.—James Edmund Finlay, of Tory Hill, Esquire, to be a Police Magistrate for the Provisional County of Haliburton.

Gazette, July 11th, 1931.—Walter Ernest Wiggins, of the Village of Bancroft, Esquire, to be Police Magistrate in and for the County of Hastings and the Townships of Cardiff, Harcourt, Monmouth and Glamorgan, in the Provisional County of Haliburton.

Gazette, July 11th, 1931.—Glenn E. Strike, of the City of Ottawa, Esquire, Barrister-at-Law, to be Police Magistrate for the City of Ottawa.

Gazette, July 11th, 1931.—Burton L. McLean, of the Town of Lindsay, Esquire, to be Police Magistrate, *pro tem.*, for the Town of Lindsay, the County of Victoria and the Provisional County of Haliburton.

Gazette, August 1st, 1931.—William Blyth, of Dunvegan, Esquire, to be Police Magistrate in and for the County of Glengarry.

Gazette, August 1st, 1931.—John Robertson Elliott, of the Town of Milton, Esquire, to be Police Magistrate for the County of Halton.

Gazette, August 1st, 1931.—Charles W. Hawkshaw, of Lucan, Ontario, Esquire, to be Police Magistrate in and for the County of Middlesex.

Gazette, October 17th, 1931.—George Fayette Palmer, of the Town of Deseronto, Esquire, to be Police Magistrate in and for the Town of Deseronto and the Township of Tyendinaga.

Gazette, October 17th, 1931.—Michael Joseph O'Connor, of the City of Ottawa, Esquire, K.C., to be Deputy Police Magistrate for the City of Ottawa.

Gazette, December 12th, 1931.—Edmund Joseph Pallett, of Islington, Esquire, to be Police Magistrate with jurisdiction in the Township of Toronto, in the County of Peel.

DIVISION COURT CLERKS AND BAILIFFS

Gazette, January 3rd, 1931.—Judson O. Konkle, of the Town of Grimsby, in the County of Lincoln, Esquire, to be Bailiff of the Fifth Division Court of the County of Lincoln in the room and stead of Mr. W. W. Johnson, resigned; such appointment to take effect on and from the 1st day of January, 1931.

Gazette, January 10th, 1931.—Thomas Crowe, of the Town of Fort Frances, in the District of Rainy River, Esquire, to be bailiff of the First Division Court of the said District of Rainy River in the room and stead of Nels C. Lund, resigned.

Gazette, January 10th, 1931.—John F. Beattie, of the Town of Fergus, in the County of Wellington, Esquire, to be Clerk of the Fourth Division Court of the said County of Wellington.

Gazette, January 10th, 1931.—Albert Daoust, of the Town of Sturgeon Falls, in the District of Nipissing, Esquire, to be Bailiff of the First Division Court of the said District of Nipissing.

Gazette, February 28th, 1931.—Arthur F. Ariss, of the Village of Rosseau, in the District of Parry Sound, Esquire, to be Clerk of the Third Division Court of the District of Parry Sound.

Gazette, February 28th, 1931.—Claud Mitchell, of the Village of Scotland, in the County of Brant, Esquire, to be Clerk of the Fifth Division Court of the County of Brant.

Gazette, February 28th, 1931.—Walter Nudds, of the Town of Blenheim, in the County of Kent, Esquire, to be Clerk of the Fourth Division Court of the County of Kent.

Gazette, February 28th, 1931.—Andrew Young, of the Village of Gooderham, in the Provisional County of Haliburton, Esquire, to be Bailiff of the Third Division Court of the Provisional County of Haliburton.

Gazette, April 18th, 1931.—D. Ewart, of the Town of Cobourg, in the United Counties of Northumberland and Durham, Esquire, to be Bailiff of the Fifth Division Court of the United Counties of Northumberland and Durham in the room and stead of J. Beatty, deceased.

Gazette, April 18th, 1931.—Francis Edward Graham, of the Town of Brockville, in the United Counties of Leeds and Grenville, Esquire, to be Bailiff of the First Division Court of the United Counties of Leeds and Grenville in the room and stead of I. J. Mansell, deceased.

Gazette, April 18th, 1931.—Thomas Tippin, of Fergus Post Office, in the County of Wellington, Esquire, to be Bailiff of the Fourth Division Court of the County of Wellington in the room and stead of William Greer, resigned.

Gazette, April 25th, 1931.—Francis Edward Graham, of the Town of Brockville, in the United Counties of Leeds and Grenville, Esquire, to be Clerk of the United Counties of Leeds and Grenville, in the room and stead of I. J. Mansell, deceased.

Gazette, April 25th, 1931.—Samuel Mills, of Omemee, to be Clerk of the Fourth Division Court of the County of Victoria.

Gazette, May 2nd, 1931.—W. J. Cringle, of Mount Forest, Ontario, to be Bailiff of the Eleventh Division Court of the County of Wellington.

Gazette, May 2nd, 1931.—A. C. Macdonald, of Smithville, Ontario, to be Clerk of the Third Division Court of the County of Lincoln, in the room and stead of F. G. Ward, resigned.

Gazette, May 2nd, 1931.—S. J. Miller, of Milverton, Ontario, to be Bailiff of the Fifth Division Court of the County of Perth, in the room and stead of Mr. W. D. Weir, resigned.

Gazette, May 2nd, 1931.—Arthur L. Riendeau, of Campbellford, Ontario, to be Clerk of Eleventh Division Court of the United Counties of Northumberland and Durham, in the room and stead of Dr. G. A. Hay, deceased.

Gazette, May 16th, 1931.—Mossum Kellett, of Minden, in the County of Haliburton, to be Bailiff of the First Division Court of the said County of Haliburton, in the room and stead of D. C. Brown, resigned.

Gazette, May 16th, 1931.—Edwin Ross McMillan, of Avonmore Post Office, Ontario, to be Clerk of the Eleventh Division Court of the United Counties of Stormont, Dundas and Glengarry, in the room and stead of Mr. A. O. Miller, deceased.

Gazette, May 30th, 1931.—Thomas Daley, of Magnetawan, to be Clerk of the Fifth Division Court of the District of Parry Sound, in the room and stead of Mrs. Ruth McLeod, resigned. Such appointment to take effect on the 1st day of June, 1931.

Gazette, May 30th, 1931.—Harrison G. Williams, of Tilbury, to be Clerk of the Seventh Division Court of the County of Kent, in the room and stead of A. A. Wilson, deceased.

Gazette, July 4th, 1931.—J. L. Brooks, of Omemee, to be Bailiff of the Fourth Division Court of the County of Victoria, in the room and stead of W. R. McQuade, deceased.

Gazette, July 11th, 1931.—Arthur T. Bennett, of St. George, to be Clerk of the Third Division Court of the County of Brant, the room and stead of F. T. Howell, resigned. Such appointment to take effect on and from the 1st day of July, 1931.

Gazette, July 11th, 1931.—Charles A. Harris, of Beamsville, to be Bailiff of the Fourth Division Court of the County of Lincoln, in the room and stead of James H. Walker, deceased.

Gazette, July 11th, 1931.—J. H. McCann, of Brighton, to be Clerk of the Eighth Division Court of the United Counties of Northumberland and Durham, in the room and stead of B. C. H. Becker, deceased.

Gazette, July 11th, 1931.—J. R. Meneke, of Bridgeburg, to be Clerk of the Third Division Court of the County of Welland, in the room and stead of Joseph Clerk, deceased.

Gazette, August 1st, 1931.—Andrew Boyer, of Vankleek Hill, to be Clerk of the Second Division Court of the United Counties of Prescott and Russell.

Gazette, August 1st, 1931.—Charles J. H. Fowler, of Dungannon, to be Bailiff of the Sixth Division Court of the County of Huron.

Gazette, August 1st, 1931.—James McNeilly, of St. George, to be Clerk of the Third Division Court of the County of Brant.

Gazette, August 15th, 1931.—James C. Carter, of South River, to be Bailiff of the Seventh Division Court of the District of Parry Sound, in the room and stead of Martin Carrol.

Gazette, August 15th, 1931.—William J. Wilson, of London, to be Clerk of the Eighth Division Court of the County of Middlesex, in the room and stead of W. R. Westlake, deceased.

Gazette, August 29th, 1931.—William McMichael, of Wingham, to be Bailiff of the Eighth Division Court of the County of Huron, in the room and stead of George A. Phippen, resigned.

Gazette, September 26th, 1931.—Gordon Lean, of Apsley Post Office, Ontario, to be Bailiff of the Fourth Division Court of the County of Peterborough.

Gazette, September 26th, 1931.—Edward Carrol, of St. Ola, to be Bailiff of the Second Division Court of the County of Hastings.

Gazette, September 26th, 1931.—J. B. Lindsell, of Gravenhurst, to be Clerk of the Second Division Court of the District of Muskoka in the room and stead of W. H. Butterworth, resigned.

Gazette, October 3rd, 1931.—Albert E. Claus, of Beamsville, to be Clerk of the Fourth Division Court of the County of Lincoln, in the room and stead of W. D. Fairbrother, resigned.

Gazette, October 3rd, 1931.—Robert Wallace Kelly, of Warkworth, to be Bailiff of the Ninth Division Court of the United Counties of Northumberland and Durham, in the room and stead of George A. Wiggins, resigned.

Gazette, October 17th, 1931.—F. B. Carscallen, of Napance, to be Clerk of the First Division Court of the County of Lennox and Addington, such appointment to take effect on and from the 1st day of November next.

Gazette, October 17th, 1931.—J. H. McCaig, of Fort Frances, to be Bailiff of the First Division Court of the District of Rainy River.

Gazette, October 17th, 1931.—Leo Oriet, of Stoney Point, to be Bailiff of the Ninth Division Court of the County of Essex, in the room and stead of Louis Oriet, resigned.

Gazette, October 17th, 1931.—Wilbur C. Westlake, of R.R. No. 2, London, to be Clerk of the Eighth Division Court of the County of Middlesex, in the room and stead of Wm. J. Wilson, resigned.

Gazette, November 21st, 1931.—Hilliard Brown, of Richmond, to be Bailiff of the Second Division Court of the County of Carleton, in the room and stead of Joseph Binnington, resigned.

Gazette, November 21st, 1931.—John Bryans, of Bruce Mines, to be Bailiff of the Second Division Court of the Provisional Judicial District of Algoma, in the room and stead of S. Rowe, resigned.

Gazette, November 21st, 1931.—F. R. Elmes, of Paris, to be Bailiff of the Second Division Court of the County of Brant, in the room and stead of James B. Appleby, resigned.

Gazette, November 21st, 1931.—Geoffrey A. Hollands, of Fort Frances, to be Clerk of the First Division Court of the Provisional Judicial District of Rainy River, in the room and stead of William Pilkey, resigned.

Gazette, November 21st, 1931.—J. A. Jackson, of Markdale, to be Bailiff of the Eighth Division Court of the County of Grey, in the room and stead of Thomas Ward, deceased.

Gazette, November 21st, 1931.—Charles Lowes, of Blenheim, to be Bailiff of the Fourth Division Court of the County of Kent, in the room and stead of R. B. Leitch, deceased.

Gazette, November 21st, 1931.—Edward J. Ryan, of Fort Frances, to be Bailiff *pro tem.*, of the First Division Court of the Provisional Judicial District of Rainy River, in the room and stead of J. H. McCaig, resigned.

Gazette, November 21st, 1931.—Edgar Stanley, of Metcalfe, to be Bailiff of the Sixth Division Court of the County of Carleton, in the room and stead of H. S. Latimer, resigned.

Gazette, November 21st, 1931.—Edgar Thayer, of Aylmer, to be Bailiff of the First Division Court of the County of Elgin, in the room and stead of David T. Augustine, deceased.

Gazette, November 21st, 1931.—William White, of Bruce Mines, to be Clerk of the Second Division Court of the Provisional Judicial District of Algoma, in the room and stead of Mrs. Ruth Bryant, resigned.

Gazette, November 28th, 1931.—James Burt Appleby, of the Town of Paris, to be Clerk of the Second Division Court of the County of Brant, in the room and stead of Stanley Robinson.

Gazette, November 28th, 1931.—Joseph Hicks, of Blind River, to be Bailiff of the Second Division Court of the District of Algoma, in the room and stead of George Thompson, deceased.

Gazette, November 28th, 1931.—John P. Roper, of Milton, to be Clerk of the First Division Court of the County of Halton, in the room and stead of William Panton, resigned.

Observations Directions and Decisions

OBSERVATIONS, DIRECTIONS AND DECISIONS GIVEN BY MR.
JOSEPH SEDGWICK AND COL. W. W. DENISON, INSPECTORS,
IN REFERENCE TO THE VARIOUS OFFICES

COUNTY COURT CLERKS, LOCAL REGISTRARS,
SURROGATE REGISTRARS

RE RECEIPTS FOR FILING FEES

The Inspector has been asked as to whether or not it is proper for a Clerk to give a receipt, and he ruled that there was no legislation that would compel a Clerk to give such a receipt. On the other hand, it is desirable not to unreasonably inconvenience the public, and, therefore, if a receipt is desired for auditors' purposes, it should be granted.

RE FEES ON REFERENCES AND EXAMINATIONS

A ruling was asked for regarding the fees that a Local Registrar might take on references and examinations. The ruling was as follows: "The fees that a Local Registrar may take on references and examinations are fixed by the Rules, and for his attendance on the examination the Registrar is entitled to \$1.50 an hour, the same fee being allowed for attendance on a reference. If the evidence is transcribed, the proper allowance is ten cents per folio for each copy supplied."

RE COURT REPORTERS' FEES

The question was asked if Court Reporters' fees could be charged to the county, and the following ruling was given:

"I know of no authority that would permit you to charge to the county your fees as a Court Reporter in contested Surrogate Court cases. The matter was considered by my predecessor, Mr. I. A. Humphries, K.C., and his opinion will be found on page 29 of his report for the year 1926. He there stated that in his opinion such fees are properly chargeable to the parties, and should be included in the bill of costs, and with that ruling I am in agreement.

As to naturalization cases, I can see no reason at all why they should be reported, and certainly do not think the cost of reporting them should be charged to the county. I am not acquainted with any provision in The Naturalization Act, which is a Dominion Statute, which provides for reporting those cases."

RE CHANGE OF NAME OF COURT

The ruling was as follows:

"As I understand the Act, the name in which the Court exercises its jurisdiction is not changed. All the procedure is still to be carried on in the name of the Supreme Court of Ontario, as provided by Sections 11 and 12 of *The Judicature Act*, which were not amended. These sections provide that the Appellate Court and the High Court shall be exercised in the name of the Supreme Court, which by the interpretation in *The Judicature Act*, means the Supreme Court of Ontario."

RE INCREASE OF ASSETS OF AN ESTATE

Regarding the proper practice in the Surrogate Registrar's Office when the assets of an estate had increased. The ruling was as follows:

"The proper practice is to write a letter to the solicitors for the estate and point out to them that the Succession Duty Office has advised the Surrogate Registrar that the assets have been increased by a certain amount. The Surrogate Registrar then advises the solicitors what the additional fees payable are, and although the Surrogate Registrar does not actually take the responsibility of collecting these additional fees, still a certain amount of pressure is brought to bear upon the solicitors. At the end of the year, if the accounts are not paid, the Succession Duty Office takes up the matter more vigorously."

REGISTRARS OF DEEDS

RE REGISTRATION OF A COMPANY AGREEMENT

A company underwent a capital reconstruction, at the same time changing its name. It seemed clear to the Inspector that the new company derived its title to a mortgage by virtue of its agreement with the old company, which agreement was, in the mind of the Inspector, "an instrument or document through which it claims interest in, and title to the mortgage money," and, therefore, the Inspector ruled that the agreement should be made of record in the office of the Registrar of Deeds, and also should be recited in the Discharge tendered the Registrar.

RE WIFE JOINING WITH HUSBAND IN A MORTGAGE TO
GUARANTEE PAYMENT

The question was asked as to whether or not a man who joins in a mortgage to guarantee payment should have his wife join with him. The Inspector ruled as follows: "Clearly where the face of the instrument indicates that a man joins only as a third party to guarantee payment, no declaration is necessary, but where he is ostensibly a grantor or mortgagor, then the wife must join or he must make the necessary declaration."

RE SIGNATURE BY MAKING MARK

The following ruling as to the registration of a document signed by the making of a mark was given: "The usual custom is to procure an affidavit stating that the document had been read over and explained to the grantor. If this is not done it will be quite satisfactory to make a note in the Abstract Index in the Remark Column, stating that there was no evidence that the document had been read over and explained to the person signing."

RE FEE FOR COPYING AND COMPARING

A ruling was given as follows: "I note that you have charged fifteen cents per folio, and also five cents in addition for comparing. Might I point out to you that the fifteen cents per folio is all that is allowed, and this includes comparing. It would follow that those who did the actual work would receive ten cents a folio, while those who compared five cents a folio."

COUNTY CROWN ATTORNEYS

RE FEES ON APPEAL FOR RECKLESS DRIVING

The question was asked regarding the payment of fees by the appellant on an appeal to a Judge regarding a conviction for reckless driving, and the Inspector ruled as follows: "I think the Judge can, under the 1931 *Summary Convictions Act*, order your fees paid by the appellant. If you will refer to Section 3 of the above Act, you will see that it amends Section 13 of *The Summary Convictions Act* by adding the following clause:

'Where an appeal is taken to the judge of the county or district court or to the division court the judge may award reasonable costs to either party, including counsel fees and all necessary disbursements.'
This apparently covers your case."

LOCAL MASTERS OF TITLES

RE REGISTRATION OF SURRENDER OF LEASE IN CASE OF AMALGAMATION

Regarding the registration of the surrender of a lease in connection with a company which had come into being as a result of an amalgamation under *The Companies Act*, the following ruling was given:

"The Great Lakes Power Company, Limited and the Algoma District Power Company, Limited were amalgamated by Letters Patent under *The Companies Act* under the name of Great Lakes Power Company, Limited, and, pursuant to subsection 5 of Section 10 of *The Companies Act*, the new corporation now possesses all the property rights, privileges and franchises of each of the corporations so amalgamated.

It would, therefore, be in order to register the surrender that has been tendered."

SHERIFFS

RE FEES

The following ruling regarding the proper fees of a crier and the Sheriff was given:

"A crier is not entitled to a fee for 'calling the case,' unless the case was actually called. I would also advise you that the Sheriff is not entitled to a fee, unless the case has actually been tried, or a *bona fide* commencement of trial made."

INDEX

A	PAGE
Administrative Branch, Osgoode Hall.....	10
Appellate Division, Statement re.....	11
Appointments, 1931.....	70-75
C	
Change of Name of Court.....	78
Company Agreement, Registration of.....	79
Copying and Comparing, Fee for.....	79
County Court Clerks, Financial Statements.....	14-31
Court Reporters' Fees.....	78
Criers' Fees.....	80
Crown Attorneys and Clerks of the Peace, Financial Statements.....	14-31
Crown Attorneys, Commuted, Statement of.....	32
D	
Division Courts, Statement re.....	46-56
F	
Fees, Appeal for Reckless Driving.....	80
Fees, Copying and Comparing.....	79
Fees, Court Reporters'.....	78
Fees, Filing, County Court.....	78
Fees, References and Examinations.....	78
Fees, Sheriffs' and Criers'.....	80
Financial Statements, Division Courts.....	46-56
Financial Statements, Local Registrars, etc., etc.....	14-31
I	
Increase of Assets of an Estate.....	79
Inspector, Foreword of.....	5-7
J	
Juvenile Courts, Statement re.....	66-68

INDEX—*Continued*

	PAGE
L	
Local Masters of Titles, Financial Statement	40-43
Local Masters, S.C.O., Financial Statement	14-31
Local Registrars, etc., etc., Observations re	78-79
Local Registrars, S.C.O., Financial Statement	14-31
O	
Observations of Inspectors	78-80
Osgoode Hall, Administrative Branch	10
Osgoode Hall, Master's Report	11
Osgoode Hall, Surrogate Clerk's Report	10
P	
Police Magistrates, Statement re	58-63
R	
Receipts for Filing Fees—County Court	78
Reckless Driving, Appeal, Fees on	80
References and Examinations, Fees on	78
Registrars of Deeds, Observations re	79
Registrars of Deeds, Statements	34-37
Registration of a Company Agreement	79
Registration of a Surrender of Lease	80
S	
Sheriffs' Fees	80
Sheriffs, Financial Statements	14-31
Signature by Making Mark	79
Surrender of Lease, Registration of	80
Surrogate Clerk, Osgoode Hall, Report of	10
Surrogate Registrars, Financial Statements	14-31
W	
Wife Joining with Husband in Mortgage to Guarantee Payment	79

Fifty-Third
ANNUAL REPORT

OF THE
Superintendent of Insurance

FOR THE PROVINCE OF

ONTARIO

1932
(Business of 1931)

PRINTED BY ORDER OF
THE LEGISLATIVE ASSEMBLY OF ONTARIO
SESSIONAL PAPER No. 6, 1932



ONTARIO

TORONTO

Printed and Published by Herbert H. Ball, Printer to the King's Most Excellent Majesty
1932



ONTARIO

DEPARTMENT OF INSURANCE

TO THE HONOURABLE W. H. PRICE, K.C., M.P.P.,
Minister in Charge of the Department of Insurance.

I have the honour to submit herewith the Fifty-third Annual Report of the Superintendent of Insurance for the year 1932 (business for the year ended December 31st, 1931).

The Report is arranged in five divisions, in addition to an index, including all insurers licensed to carry on business in Ontario, license numbers and classes of insurance for which authorized, as follows:

- I. Annual Statements.
- II. Annual Statement Abstracts.
- III. Movement of securities.
- IV. Statistical tables.
- V. Appendices.

The first division, entitled "Annual Statements," contains extracts from the Annual Statements filed with the Department by all licensed insurers arranged alphabetically by class of insurer. Insurers licensed under The Dominion Insurance Act have been required to file only Modified Statements summarizing their assets and liabilities and showing their underwriting experience within the Province only with the Department and this skeleton information only has been included in this report.

Division II, entitled "Annual Statement Abstracts," is virtually a reprint of the Abstract of this Report published under date of April 13th, 1932. Included herein are tabulated summaries showing the financial condition of all insurers not licensed under The Insurance Act (Dominion). In case of any discrepancy between any figures shown in this division and those shown in Division I with respect to any particular insurer, the figures included in Division I should be understood to prevail.

Division III, entitled "Movement of Securities," shows for Ontario companies (except purely mutual fire insurance corporations) the details of stocks, bonds and debentures purchased, sold or matured during 1931.

Division IV, entitled "Statistical Tables," shows in tabular form the premiums and losses of and other information pertaining to all licensed insurers, except mutual benefit societies.

Division V includes, as "Appendices," certain miscellaneous information and a review of insurance legislation enacted at the 1932 session of the Legislative Assembly of this Province.

BUSINESS OF 1931 IN ONTARIO

Life Insurance.

Forty-seven companies were licensed at the end of 1931 to transact life insurance. This is an increase of one during the year, the Union Labor Life Insurance Company having become licensed July 27th, 1931. The premium income on Ontario business amounted to over eighty-nine million dollars, an increase of 3.7 per cent. over 1930.

Disbursements to Ontario policyholders amounted to \$60,284,819.79, an increase of 11.9 per cent. over 1930. A comparative summary of premium income and disbursements for 1929, 1930 and 1931 is given below:

	1931	1930	1929
Net Premium Income:			
Assurances { Ordinary.....	\$66,865,792 92	\$64,522,646 01	\$60,490,724 01
{ Industrial.....	17,930,437 72	18,220,846 44	17,258,137 51
{ Group.....	2,261,038 57	2,237,722 19	1,787,876 54
Annuities.....	2,017,806 58	966,191 61	1,072,794 31
Totals.....	\$89,075,075 79	\$85,947,406 25	\$80,609,532 37
Disbursements to Policyholders:			
Death claims.....	\$17,737,880 69	\$17,472,489 40	\$15,706,152 31
Matured endowments.....	4,928,129 81	4,809,755 43	4,468,120 71
Surrender values.....	20,058,392 41	14,605,073 02	11,551,352 58
Dividends.....	16,199,460 94	15,691,588 83	13,013,884 48
Other payments.....	1,360,955 94	1,282,989 10	867,537 44
Totals.....	\$60,284,819 79	\$53,861,520 74	\$45,607,047 52

New business issued in Ontario during the year, as shown in Table VII, Division IV, amounted to \$408,188,421, a decrease of 9.1 per cent. from 1930 when \$449,043,598 was written. Total business in force in Ontario at the end of 1931 was \$2,779,224,495, which represents an increase of 3.5 per cent over the previous year. Attention is drawn to the item "other deductions," amounting to \$381,480,799. This amount represents policies terminated by surrender or lapse and is equivalent to 93.5 per cent. of the amount of new business issued during the year and to 13.7 per cent. of the amount in force at the end of the year.

Fraternal Societies.

Thirty-seven fraternal societies held licenses as at the end of the year to transact life insurance in Ontario. This number includes eight municipal pension fund societies, which, although authorized to pay death benefits, do not issue mortuary certificates. Twenty-three are authorized to grant sick or funeral benefits and one for accident benefits. The premium income and disbursements respecting Ontario business for 1931, according to class of fund, are as follows:

	Premiums (including dues)	Disbursements
Mortuary Fund.....	\$2,793,554 78	\$2,801,609 04
Sick and Funeral Funds.....	216,757 65	178,066 33
General Fund.....	209,609 24	190,675 27
Other Funds.....	803,455 18	239,502 82
Total.....	\$4,023,376 85	\$3,409,853 46

The amount of mortuary certificates in force at the end of 1931 was \$98,892,270, which represents a decrease of over four and one-half million dollars.

Fire Insurance.

The number of companies licensed to transact fire insurance in Ontario during 1931 was 347. Of this number, nine had either withdrawn or reinsured their Ontario business before the end of the year. Premiums and losses for the various classes of insurers defined by the Act are tabulated below, together with comparable figures for 1930.

	1931			1930		
	Net premiums written	Net losses paid	Ratio	Net premiums written	Net losses paid	Ratio
	\$	\$	%	\$	\$	%
Joint Stock.....	16,704,649	9,864,833	59.05	17,701,315	10,405,854	58.78
Mutuals:						
(a) Farmers' Mutuals.....	2,093,873	2,253,907	107.64	1,903,035	1,857,187	97.59
(b) Associated New England Factory Mutuals.....	774,128	29,206	3.79	793,740	30,116	3.09
(c) Other Mutuals.....	746,428	362,688	48.59	686,787	455,641	66.34
Cash Mutuals:						
(a) Without share capital.....	1,315,138	877,042	66.69	1,113,114	695,476	62.48
(b) With share capital.....	105,679	59,447	56.25	94,586	76,175	80.53
Reciprocal Exchanges.....	327,814	466,043	142.17	373,676	165,113	44.19

Automobile Insurance.

The number of companies licensed to transact automobile insurance in Ontario stood at 174 at the end of the year and their premiums and losses are shown in Table XII of this Report. Net premiums written amounted to \$8,830,502, which is a decrease of 5.7 per cent. from the previous year. This decrease is no doubt partly accounted for by the reduction in premium rates effective February 1st, 1931. Net premiums earned increased by 0.38 per cent. Losses incurred amounted to \$4,601,104, which is an increase of 5.1 per cent. over 1930.

	Net premiums written	Net losses paid	Ratio of losses paid to premiums written	Net premiums earned	Net losses incurred	Ratio of losses incurred to premiums earned	Ratio of losses incurred to premiums written
	\$	\$	%	\$	\$	%	%
1925.....	3,463,149	1,631,926	47.1
1926.....	3,743,532	1,881,330	50.25	3,657,994	2,037,903	55.7	54.4
1927.....	4,643,948	2,576,430	55.47	4,295,003	2,835,352	66.0	61.0
1928.....	6,280,675	3,156,627	50.26	5,670,656	3,603,260	63.5	57.4
1929.....	8,324,146	4,182,537	50.24	7,520,896	4,314,383	57.4	51.8
1930.....	9,361,901	4,161,459	44.31	8,934,508	4,378,698	49.0	46.8
1931.....	8,830,502	4,323,517	48.96	8,968,620	4,601,104	51.30	52.11

Casualty and Miscellaneous Insurance (other than automobile).

The following table shows the premiums and losses during 1931 for the various casualty and miscellaneous classes of insurance:

Class of Insurance	Net premiums written		Net losses paid		Ratio	Net premiums earned		Net losses incurred		Ratio
	\$	c.	\$	c.	%	\$	c.	\$	c.	%
Accident.....	1,365,844	56	676,586	40	49.54	1,406,780	11	649,943	58	46.20
Accident and Sickness combined.....	1,027,531	34	590,033	57	57.43	1,029,736	65	608,976	86	59.14
Aviation.....	24,678	75	28,774	08	116.59	20,602	57	18,190	80	88.29
Bond.....	41,063	13	16,059	71	39.11	34,845	83	27,217	71	78.11
Burglary.....	521,727	34	111,114	09	21.30	475,314	78	113,138	14	23.80
Credit.....	145,521	68	102,417	49	70.38	153,412	96	102,417	49	66.76
Explosion.....	—	37	220	42	717	86	220	42	30.70
Forgery.....	14,201	11	1,723	50	12.14	8,824	79	2,817	47	31.93
Guarantee.....	943,880	77	630,064	86	66.75	992,208	30	434,804	74	43.82
Hail.....	47,861	68	48,061	18	100.42	47,861	68	48,061	18	100.42
Inland Marine.....	151,197	72	127,273	98	84.18	150,292	60	124,275	43	82.69
Inland Transportation.....	561,519	68	112,554	35	20.04	546,822	65	121,815	89	22.28
Liability.....	942,018	10	407,537	30	43.26	951,296	63	506,956	22	53.29
Live Stock.....	25,699	24	47,937	32	186.53	31,619	64	28,202	32	89.19
Ocean Marine.....	256,524	02	134,229	00	52.33	253,191	18	118,046	28	46.62
Plate Glass.....	265,144	51	94,637	12	35.69	269,144	21	95,193	66	35.37
Property.....	172,262	02	34,227	31	19.87	168,535	76	34,151	79	20.26
Sickness.....	599,821	61	392,765	49	65.48	614,313	31	402,163	37	65.46
Steam Boiler.....	238,938	10	8,856	57	3.71	241,599	37	9,384	26	3.88
Weather.....	104,882	62	57,376	69	54.70	*79,671	80	*42,524	88	53.38
Total.....	7,450,280	32	3,622,500	43	48.62	*7,476,792	68	*3,488,502	49	46.66

*Excludes mutual weather insurance companies operating on the premium note plan.

As compared with figures for 1930, net premiums written show a decrease of approximately \$185,000, or 2.4 per cent. Losses paid increased by about \$163,000. The loss ratio on the basis of losses paid to premiums written was 48.62 per cent., as compared with 45.33 per cent. in 1930. On the basis of losses incurred to premiums earned, the ratio was 46.66 per cent. as compared with 47.36 per cent. for the previous year.

GUARANTEE COMPANIES APPROVED FOR COURT PURPOSES, ETC.

Since the date of the last Annual Report the guarantee bonds of the following companies have been approved by Order-in-Council for acceptance in lieu of personal or private suretyship prescribed or required by The Guarantee Companies Securities Act, or The Judicature Act, or The Public Officers Act, or any other similar Act of the Province of Ontario:

Phenix Assurance Company Limited.
Provident Assurance Company.

COMPANY CHANGES

By an agreement dated November 24th, 1931, and approved by Order-in-Council dated January 5th, 1932, the Sydenham Mutual Fire Insurance Company, head office, Owen Sound, was reinsured in the Wawanesa Mutual Insurance Company.

By an agreement dated July 18th, 1932, and approved by Order-in-Council dated September 15th, 1932, the Knights of Malta, Chapter General of Canada, head office, Toronto, was reinsured with the Ontario Equitable Life and Accident Insurance Company, Waterloo, effective September 15th, 1932.

VALUATION OF SECURITIES

This report includes as Appendix II the report of the Standing Committee of the Association of Superintendents of Insurance of the Provinces of Canada on Valuation of Securities dated December 31st, 1931. A list of securities held by insurers showing values fixed in accordance with the basis described in the report was issued by the Association to insurers on January 11th, 1932. Companies filing detailed statements with the Department are required to show the book value and the market value of their securities. The term "book value" means the value at which the security is carried on the books of the insurer, e.g. purchase price or amortized value. The term "market value" means the values allowed by the Department and shown in the list of securities issued by the Association as heretofore described.

Where a company elects to amortize the value of its securities pursuant to subsection 8 of section 70 of the Insurance Act, such amortized values are shown in the statement, and in all cases where the book value, amortized or otherwise, is in excess of the market value in the Association List of Securities, the deficiency of market value under book value is indicated.

AUTOMOBILE INSURANCE

Loss Cost Experience.

Reference was made in the 1931 Report to the filing of automobile insurance loss cost experience monthly by all insurers transacting this class of business in Ontario. The experience continues to be filed satisfactorily by insurers monthly with the designated statistical agency (the Canadian Automobile Underwriters Association), pursuant to Section 69a of The Insurance Act.

On February 2nd, 1932, the tabulation of the automobile insurance loss cost experience in Ontario was directed concerning the calendar year transactions of 1931 and comprising the complete policy year 1930 experience to December 31st, 1931, and the incomplete policy year 1931 experience developed as of December 31st, 1931. Subsequently on June 21st, 1932, the statistical agency applied for permission to tabulate the automobile experience for the 1931 incomplete policy year as of June 30th, 1932, on an 18-months' development basis in lieu of a twelve-months' basis as was directed in Department letter of February 2nd, 1932. The three reasons advanced by the statistical agency for the use of 18 months' incomplete policy year experience in lieu of 12 months' experience were as follows:

- (a) "Only six months would elapse between the close of the experience period and the effective date of the new rates based on the last and previous years' experience.
- (b) "The uncertainty of the reduction or development factors would be reduced due to the relatively small exposure that is left outstanding for the last six months of the complete policy year. (It is calculated theoretically that only 8.75 per cent. of the losses for the twenty-four months' period occur between eighteen and twenty-four months.

This compares with 5.4 per cent. and 5.4 per cent. on the basis of the 1929 and 1930 policy years' figures respectively."

- (c) "The uncertainty of the incomplete policy year experience is also reduced on account of the fact that the percentage of losses outstanding to losses incurred has been considerably reduced at eighteen months as compared with twelve months.

By letter dated June 30th, 1932, the statistical agency was advised that compilation of the experience on an 18-months' basis in lieu of 12 months for the latest incomplete policy year should be deferred for a year as the statistical agency did not have a comparison of results between the 18 and 24-months' basis beyond a single year. On July 8th, 1932, the statistical agency furnished exhibits showing a comparison of development factors on the basis of 18-24-months' experience of policy years 1929 and 1930 for all insurers in Ontario, thereby removing the objection that a comparison of results between the 18 and 24-months' basis was only available for a single year. Consequently, on August 31st, 1932, after an investigation and in view of written opinions expressed by J. J. Magrath, Chief of the Rating Bureau, New York Insurance Department, T. F. Tarbell, Casualty Actuary, Travelers Insurance Company, and Charles J. Haugh, Actuary, National Bureau of Casualty and Surety Underwriters, New York, the statistical agency was directed to tabulate the 1931 incomplete policy year experience on the 18-months' basis as of June 30th, 1932. Development factors to reduce this experience to an earned or complete policy year basis were approved by the Department on September 2nd, 1932. On October 24th, 1932, experience covering the complete policy year 1930 and the incomplete policy year 1931 on the 18-months' basis was received from the statistical agency pursuant to instructions. On October 24th, 1932, further instructions were issued to the statistical agency to prepare and file with the Department exhibits containing automobile insurance loss cost indications from the tabulated experience of all insurers in Ontario as filed. These exhibits were received on October 27th, 1932, and are published in part in Appendix VIII to this report.

Premium Rates.

Since the report of the Honourable Mr. Justice Hodgins on Automobile Insurance Premium Rates in Ontario was submitted in December, 1930, the Department has continued to enforce in respect of automobile insurance, those provisions of the Act relating to rates and rating bureaus which remain in force, viz., the sections relating to the filing of rates. In April, 1932, it came to the attention of the Department that a few insurers were not strictly complying with these provisions. Accordingly, in May, 1932, all insurers transacting automobile insurance in Ontario were required to make a complete new return of automobile insurance premium rates pursuant to Section 273 of the Act.

On account of the lack of standardization and uniformity in rate schedules, eight representative automobile insurance underwriters were invited in May of this year to discuss plans for co-operation with the Department in the administration and enforcement of the rate-filing provisions of the Act. These underwriters recommended that a special committee of eight companies and a representative of the Canadian Automobile Underwriters Association should be appointed to co-operate with the Department and advise wherein the filed rates and rules were deficient.

Such a committee was immediately appointed. After reviewing a few returns of rates the committee drafted a standard form of return with instructions relating thereto and recommended its use in Ontario. Insurers whose rates were not already complete in accordance with the recommended form were required to make a new return not later than July 18th, 1932. The committee met again in November when it was agreed that the rates filed should again be reviewed early in 1933 when amended premium rate schedules would be filed pursuant to Statute.

The correspondence relating to the filing of rates and the formation and functioning of the committee are printed as Appendix VI to this report. A tabular digest of automobile insurance premium rates charged in the Province by the associated companies since April 1st, 1928, and filed with the Department is contained in Appendix IX to this report.

Standard Forms.

The outstanding feature of the 1932 legislation is the enactment of The (Automobile) Insurance Act, 1932, to which reference is made on page 518. The new Act was proclaimed to come into force on the first day of September, 1932. Section 9 of the Act (now Section 176 of The Insurance Act, R.S.O. 1927, Chapter 222) is a new and important provision requiring approval by the Superintendent of all forms of automobile policy proposed to be used in the Province. Arising out of this legislation which was also enacted by the legislatures of the Provinces of British Columbia, Manitoba, Ontario and Nova Scotia, and made effective in the Provinces of Saskatchewan and New Brunswick, under powers conferred upon the Lieutenant-Governor in Council, certain standard forms of automobile policies and endorsements relating thereto were recommended by a Committee of Underwriters and approved by the Superintendents of Insurance in the several provinces. The Letter of Transmittal and Approval over the signature of the Secretary of the Association of Superintendents of Insurance and the Report of the Committee of Underwriters are printed as Appendix VII to this report.

A committee report respecting the new Act and the new Standard Forms was presented to and considered by the Fifteenth Annual Conference of the Association held in Winnipeg, Manitoba, on September 6th-9th, 1932. The only substantial amendment to the Act adopted for recommendation by the Association was the insertion of the words "or owned by or in the care, custody or control of the insured" after the word "automobile" in clause (e) of Ontario Section 183d. It is anticipated that this amendment will be approved by the six above-named provinces and that the Act as so amended will be enacted by the remaining three provinces at the next ensuing sessions of the legislatures.

A Standing Committee on Automobile Insurance Forms, consisting of the Provinces of Ontario, Manitoba and British Columbia, was established by unanimous resolution of the Association and granted full power to act in the name of the Association between annual conferences. The Province of Ontario was designated convener of this Standing Committee and the Secretary of the Association was empowered to promulgate variations, omissions or additions to the "Standard Forms" approved by the Standing Committee on behalf of all provinces from time to time.

Subsequent to the Winnipeg conference, the convener of the new Standing Committee invited the following representative insurers to constitute a Com-

mittee of Underwriters to succeed the original committee, which recommended the existing Standard Forms for approval by report dated June 24th, 1932, and to carry on the work of considering and recommending variations, omissions and additions to the original Standard Forms from time to time:

Sun Insurance Office Limited.
Union of Canton Insurance Society.
American Automobile Insurance Company.
Zurich General Accident & Liability Insurance Company.
Western Assurance Company.
London Guarantee & Accident Insurance Company.
Portage La Prairie Mutual Insurance Company.
Toronto General Insurance Company.
Travelers Insurance Company.

LICENSING OF INSURANCE AGENTS

During the license term ending September 30th, 1932, approximately 10,000 life insurance agents and 7,500 other than life insurance agents were licensed under the Agents' Qualification Law. These figures approximate those for the preceding license term, as published in the report for 1931.

The Advisory Board, which functions under Section 256 (9) of the Act held forty-two meetings for the purpose of considering other than life applications. Three hundred and ninety-one cases were heard by the Board, including applications for license and renewal of license and requests for revocation or cancellation of license. Of this number 87 licenses were granted, while 67 applications were withdrawn by the company which had recommended the said application and 24 were withdrawn by the applicant; 213 applications were declined by the Superintendent upon the recommendation of the Board.

The life insurance Advisory Board held only two meetings during the same period at which some fifteen applications were considered. As pointed out in the report for the year 1931 an explanation for the difference in the number of cases heard is to be found in the fact that doubtful applications for life insurance agents' licenses are first referred to a Joint Committee of the Canadian Life Insurance Officers, the Life Agency Officers Association and the Life Underwriters Association of Canada. This Committee discusses such applications as are referred to it with the recommending company and only in cases where a difference cannot be settled is the application referred to the Advisory Board.

There have been some fifteen prosecutions during the period covered by this report, most of which have been for infractions of Section 256 (16) or Section 266 of the Act. One case, however, concerned rebating and was prosecuted under the Criminal Code. The Magistrate held the section of the Code under which prosecution was made to be *ultra vires* and dismissed the case.

FARMERS' MUTUAL FIRE INSURANCE

In the 1931 Report, it was pointed out that the years 1929 and 1930 were the most disastrous in the history of farmers' mutual insurance in Ontario. The year 1931 eclipsed any previous year in the amount of fire loss on this class of business, the total amount paid for losses being \$2,649,525, which is more than \$650,000 in excess of the 1930 figure. The average cost of insurance has

correspondingly advanced, the average cost per hundred dollars of insurance being almost .48c. per annum as compared with .36½c. in 1930, .34½c. in 1929 and .19½c. in 1920.

Reference was made in the 1931 Report to a form of application which was approved and recommended to all farm mutual companies. Subsequently it became evident that certain modifications and additions to this approved form might be necessary and desirable. A special committee on applications was appointed at the annual convention of the Mutual Fire Underwriters Association in March, 1932. This committee has collaborated with officials of this Department and the Fire Marshal in consideration of a revised form of application which was recommended by the Superintendent to all companies under date November 29th, 1932. This application form has the unanimous endorsement of the persons parties to its consideration and the special committee reports the unanimous approval thereto throughout the different groups embracing practically all mutual companies.

On account of the unfavourable experience of the majority of companies during the past few years, some fifteen companies found it necessary since the 1931 Report was issued to make special assessments on the members' premium notes. These percentages have ranged from 6 per cent. to 25 per cent. on the face amount of the notes. Notwithstanding this situation all of the sixteen companies mentioned on page ix of the 1931 Report, with the exception of the Ayr Farmers' Mutual Fire Insurance Company and the Halton Union Mutual Fire Insurance Company, are still authorized to write insurance at less than the minimum rates prescribed pursuant to Section 106 of the Act.

ANNUAL INSPECTIONS OF INSURERS

While a large number of company inspections have been made by the Chief Inspector and his staff during the year 1932, the number of companies inspected this year has fallen below that of 1931. The insufficiency of staff in the inspection branch mentioned in my report of last year has been aggravated by the fact that the place of the late Assistant Inspector C. M. Peters has not yet been filled. Furthermore the need for more detailed and minute examination of the companies inspected and the greatly increased demands of other Departmental duties requiring technical knowledge possessed only by the inspection staff has made it impossible to complete all of the inspections desired. Section 16 of the Act, which expressly requires a "personal visit" to the Ontario office of every licensed insurer (with certain prescribed exceptions) has, accordingly, not been strictly applied. Nevertheless this year as in former years careful audit of annual statements, some special examinations by inspectors and many conferences with company executives has enabled the Chief Inspector to feel reasonable assurance that proper security is being provided for Ontario policy-holders.

During 1932 certain of the insurers doing business in more than one province, were examined jointly with inspectors of another province in conformity with arrangements made by the Association of Superintendents of Insurance of the Provinces of Canada with a resultant saving of time to inspectors and to the great convenience of the insurers examined.

ANNUAL STATEMENT BLANKS

A meeting of the Standing Committee on Blanks of the Association of Superintendents of the Provinces of Canada was held in Toronto on the 16th

day of November, 1932, at which a number of amendments were recommended to be made to annual statement blanks prescribed by the Association for uniform adoption of the provinces, members of the Association. The majority of the amendments recommended were adopted and have been incorporated in new uniform blanks prescribed this year. The amendments made to the blanks, the majority of which were minor, included one to make form S-6, formerly applicable only to joint stock insurance companies writing other than life insurance, now applicable to cash mutual insurance companies. Another amendment of importance was made to forms S-1 and S-6 and provides for the division of bonds in default from those not in default and the showing of bonds not in default at amortized book value. It requires companies not amortizing their bonds to deduct full deficiency of market value under book value of all bonds and prohibits any company from showing its bonds at values in excess of amortized book value.

Minutes of the meeting and complete schedules of all amendments made will be published in the Annual Report of Proceedings of the Association.

In consequence of the action of the Standing Committee on Blanks in making uniform blank No. S-6 applicable to cash mutual insurance companies, the Ontario form No. S-7 amended last year and particularly referred to in my 1931 report will now be completed only by farmers' mutual insurance companies.

INSURERS' PUBLISHED STATEMENTS

Certain of the amendments made to Annual Statement Blanks mentioned above make similar changes necessary in the forms of statement prescribed as the forms in which joint stock insurance companies and mutual life insurance corporations may publish or circulate any balance sheet or other statement purporting to show their financial condition. These forms prescribed by Order-in-Council dated 29th December, 1931, were printed as Appendix VII in my last Annual Report. Recommendation for an amending Order-in-Council has accordingly been made.

As anticipated in my report of last year a new form of statement for use by Cash Mutual Insurance Companies writing other than life insurance is also being recommended to be prescribed. The Orders-in-Council and forms of statement so recommended will be published in my next report.

NEW LEGISLATION

A review of insurance legislation enacted at the 1932 Session of the Legislature is included as Appendix I to this Report.



Superintendent of Insurance.

Parliament Buildings, Toronto,
December 15th, 1932.

CONTENTS

Preliminary Text.....	iii
Index and License Register.....	xv

I.—ANNUAL STATEMENTS

(a) Joint stock insurance companies.....	1
(b) Mutual insurance corporations.....	99
I. Farmers' Mutuals —Fire.....	101
II. Farmers' Mutuals —Weather.....	188
III. Associated New England Factory Mutuals	192
IV. Other Mutuals	252
(c) Cash-Mutual insurance corporations.....	263
(d) Fraternal societies.....	275
(e) Mutual benefit societies.....	343
(f) Companies not within a, b, c, d and e.....	361
(g) Reciprocal or inter-insurance exchanges.....	367
(h) Lloyds
(i) Pension Fund associations.....	403

II.—ANNUAL STATEMENT ABSTRACTS

(respecting insurers other than mutual benefit societies, pension fund associations and insurers filing modified statements only pursuant to Section 70 (2) of the Act).

Assets and Liabilities; Income and Disbursements, etc., by classes of insurers.....	411
---	-----

III.—MOVEMENT OF SECURITIES

Movement of Securities—Respecting Joint Stock and Cash Mutual insurers not licensed under The Insurance Act (Dominion).....	455
---	-----

IV.—STATISTICAL TABLES

Comparative summaries for Mutual fire insurance corporations not licensed under The Insurance Act (Dominion)	
Table I— Fire losses in Ontario (1921-1931).....	471
" II— Assets, liabilities, amount at risk, etc. (1901-1931).....	472
" III— Underwriting experience, averages and percentages (1901-1931).....	473
" IV— Comparative summary of amounts at risk, premium notes, etc.; mutual business of Mutual and Cash Mutual Fire Insurance Corporations.....	474
Underwriting experience (premiums and losses) for year 1930 by classes of insurance, reported by all insurers operating in Ontario:	
Table V— Life Insurance Companies —Premium Income.....	476
" VI— Life Insurance Companies —Disbursements to Policyholders.....	477
" VII— Life Insurance Companies —Exhibit of policies.....	478
" VIII— Fraternal Societies —Premium Income and Disbursements to certificate holders.....	479
" IX— Fraternal Societies —Exhibit of Mortuary certificates.....	480
" X— Fraternal Societies —Exhibit of Certificates other than Mortuary.....	481
" XI— Fire insurance.....	482
" XII— Automobile insurance.....	492
" XIII— Casualty and miscellaneous insurance (other than automobile).....	496

V.—APPENDICES

I. Review of 1932 insurance legislation	517
II. Valuation of Securities	521
III. Unlicensed insurance placed by Special Insurance Brokers, 1930.....	522
IV. Head offices, principal offices, etc. : insurers incorporated by Ontario except Mutual Benefit Societies.....	524
V. Classification of Experience on Fire Risks (1923-9).....	530
VI. Certain memoranda, rulings, etc. , issued by the Department.....	537
VII. Standard Automobile Policy Forms, etc.	540
VIII. Automobile Loss Cost Experience	543
IX. Representative Automobile Insurance premium rates, 1928-32	552
X. Underwriters Agencies	556
XI. Brokers licensed for business with unlicensed insurers.....	556
XII. Guarantee bonds —List of insurers whose bonds are authorized by Order-in-Council for court and other special purposes.....	556

INDEX AND LICENSE REGISTER

INCLUDING LIST OF ALL INSURERS LICENSED TO CARRY ON BUSINESS IN ONTARIO, LICENSE NUMBERS, AND CLASSES OF INSURANCE FOR WHICH AUTHORIZED, AS AT DECEMBER 31st, 1931.*

By way of analysis, the following table indicates the number of insurers, by classes, authorized to transact each class of insurance as at 31st December, 1931:

Class of Insurance	A	B	C	D	E	F	G	H	I	Total
	Joint Stock	Mutuals	Cash Mutuals	Fraternal	Mutual Benefit	Miscellaneous	Reciprocal	Lloyds	Pension Fund Associations	
Accident.....	84	4	...	1	89
Automobile.....	164	7	2	1	174
Aviation.....	10	10
Bond.....
Burglary.....	76	...	1	77
Credit.....	2	2
Explosion.....	178	2	180
Fire.....	213	108	7	2	17	347
Forgery.....	15	15
Guarantee.....	62	62
Hail.....	113	...	1	114
Inland Marine.....	38	38
Inland Transportation.....	88	88
Liability.....	49	49
Life.....	35	9	...	37	...	2	2	85
Live Stock.....	7	7
Ocean Marine.....	31	31
Plate Glass.....	84	1	1	86
Property.....	164	31	195
Sickness.....	73	3	76
Sick and Funeral Benefits.....	23	108	131
Steam Boiler.....	20	20
Weather.....	89	4	2	1	96

*See Index Addenda for lists of insurers newly licensed, withdrawn, or licensed for additional classes of insurance between January 1st, 1932, and date of this report.

N.B.—Insurers discontinuing the business of life insurance in Ontario and confining their business to the renewal from time to time of life insurance policies are not required to be licensed under The Insurance Act (Ont.). (Vide R.S.O. 1927, c. 222, s. 20).

INDEX AND LICENSE REGISTER

CLASS A—JOINT STOCK INSURANCE COMPANIES

Ref. No.	Name of Insurer	License No.	Classes of Insurance	Annual Statement Page No.)
1	Acadia Fire.....	2463	Fire, Explosion, Burglary, Hail, and Property Insurance....	3
2	Aero Indemnity.....	2464	Aviation Insurance.....	3
3	Aero Insurance.....	2465	Aviation Insurance.....	3
4	Actna Casualty and Surety.....	2814	Guarantee and Automobile Insurance.....	3
5	Actna Insurance of Hartford.....	2466	Fire, Automobile, Inland Transportation, Hail, Explosion, Property, Inland Marine and Weather.....	4
6	Aetna Life.....	2550	Life, Accident, Sickness and Liability Insurance.....	4
7	Agricultural.....	2686	Fire, Weather and Property Insurance.....	4
8	Alliance Assurance.....	2467	Fire, Accident, Automobile, Burglary, Guarantee, Plate Glass, Sickness, Explosion, Hail, Inland Transportation and Property Insurance.....	4
9	Alliance Casualty.....	2896	Automobile.....	5
10	Alliance Insurance of Philadelphia.....	2815	Fire, Automobile, Inland Transportation, Weather and Property Insurance.....	5
11	American Alliance.....	2468	Fire, Automobile, Inland Transportation, Hail, Explosion, Weather and Property Insurance.....	5
12	American Automobile Fire.....	2886	Automobile Insurance.....	5
13	American Automobile.....	2887	Automobile.....	5
14	American Central.....	2469	Fire, Explosion and Property Insurance.....	6
15	American Colony.....	2739	Fire.....	6
16	American Credit Indemnity.....	2669	Credit Insurance.....	6
17	American Equitable.....	2740	Fire and Explosion Insurance.....	6
18	American and Foreign.....	2687	Inland Transportation Insurance.....	6
19	American Home Fire.....	2551	Fire, Explosion, Automobile, Inland Transportation, Weather and Property.....	7
20	American Insurance.....	2688	Fire, Automobile, Hail, Weather and Property Insurance.....	7
21	American Surety.....	2552	Burglary and Guarantee Insurance.....	7
22	Anglo-Scottish.....	2553	Fire, Explosion, Automobile, Hail, Plate Glass, and Property Insurance.....	7
23	Atlas.....	2470	Fire, Explosion, Hail and Property Insurance.....	7
24	Automobile Insurance.....	2689	Fire, Burglary, Inland Transportation, Inland Marine, Explosion, Property, Ocean Marine and Weather Insurance.....	8
25	Baloise Fire.....	2471	Fire Insurance.....	8
26	Bankers Indemnity.....	2888	Aviation, Automobile, Liability and Accident Insurance.....	8
27	Beaver Fire.....	2472	Fire and Property Insurance.....	8
28	Boiler Inspection.....	2554	Steam Boiler, Liability and Property Insurance.....	9
29	Boston Insurance.....	2668	Fire and Property Insurance.....	9
30	British America.....	2761	Fire, Automobile, Inland Transportation, Burglary, Guarantee, Explosion, Accident, Sickness, Plate Glass, Liability, Property, Inland Marine, Hail and Weather Insurance.....	9
31	British Canadian.....	2762	Fire, Accident, Automobile, Burglary, Explosion, Guarantee, Inland Transportation, Plate Glass, Sickness, Steam Boiler, Liability, Property, Inland Marine, Ocean Marine, Weather and Hail.....	9
32	British Colonial.....	2690	Fire, Explosion, Automobile and Property Insurance.....	10
33	British Crown.....	2744	Fire, Plate Glass, Explosion and Property Insurance.....	10
34	British Empire.....	2763	Fire, Accident, Automobile, Burglary, Explosion, Guarantee, Inland Transportation, Plate Glass, Sickness, Liability, Weather, Inland Marine, Ocean Marine, Property and Hail Insurance.....	10
35	British and European.....	2555	Fire, Explosion, Hail and Property Insurance.....	10
36	British General.....	2556	Fire, Explosion, Automobile, Hail and Property Insurance.....	10
37	British Law.....	2816	Fire, Explosion, Automobile, Hail and Property Insurance.....	11
38	British Northwestern.....	2745	Fire, Burglary and Explosion Insurance.....	11
39	British Oak.....	2670	Fire, Automobile, Explosion, Inland Transportation and Property Insurance.....	11
40	British Traders.....	2817	Fire, Automobile, Inland Marine, Hail, Explosion, Ocean Marine and Property Insurance.....	11
41	Caledonian American.....	2692	Fire, Explosion and Property Insurance.....	12
42	Caledonian.....	2693	Fire, Explosion, Automobile and Property Insurance.....	12
43	California.....	2818	Fire, Explosion and Property Insurance.....	12
44	Camden Fire.....	2671	Fire, Automobile, Explosion and Property.....	12
45	Canada Accident and Fire.....	2819	Fire, Accident, Sickness, Automobile, Liability, Guarantee, Plate Glass, Steam Boiler, Property, Burglary and Explosion Insurance.....	12
46	Canada Life.....	2820	Life Insurance.....	13
47	Canada National Fire.....	2473	Fire and Explosion Insurance.....	13
48	Canada Security.....	2889	Fire, Hail, Automobile, Explosion, Plate Glass, Inland Transportation, Accident, Burglary, Guarantee, Sickness and Property Insurance.....	13
49	Canadian Fire.....	2890	Fire, Automobile, Plate Glass, Hail, Burglary, Explosion, Guarantee, Live Stock and Property Insurance.....	13
50	Canadian General.....	2691	Fire, Automobile, Live Stock, Accident, Burglary, Guarantee, Forgery, Inland Transportation, Plate Glass, Explosion, Property and Weather Insurance.....	14
51	Canadian Indemnity.....	2891	Fire, Automobile, Accident, Burglary, Guarantee, Hail, Plate Glass, Sickness, Inland Transportation, Explosion and Forgery Insurance.....	14
52	Canadian Surety.....	2672	Automobile, Fire, Burglary, Forgery, Guarantee, Plate Glass, Accident, Sickness and Explosion Insurance.....	14
53	Capital Life.....	2673	Life Insurance.....	14
54	Car and General.....	2863	Fire, Accident, Automobile, Explosion, Sickness and Property Insurance.....	15

INDEX AND LICENSE REGISTER—Continued
 CLASS A—JOINT STOCK INSURANCE COMPANIES

Ref. No.	Name of Insurer	License No.	Classes of Insurance	Annual Statement (Page No.)
55	Casualty Company of Canada	2821	Fire, Automobile, Burglary, Accident, Plate Glass, Sickness, Guarantee and Liability Insurance.	15
56	Central Insurance	2694	Fire, Explosion, Automobile, Hail, Weather and Property Insurance.	15
57	Central Union	2474	Fire, Explosion, Property and Weather.	15
58	Central West Casualty	2674	Automobile Insurance.	15
59	Century Indemnity	2475	Accident, Sickness, Liability, Automobile, Burglary, Forgery, Guarantee, Plate Glass and Property.	16
60	Century Insurance	2557	Fire, Explosion, Guarantee, Property, Plate Glass, Accident, Burglary, Inland Transportation, Automobile and Hail Insurance.	16
61	Chicago Fire and Marine	2822	Fire and Explosion Insurance.	16
62	China Fire	2823	Fire, Automobile, Explosion and Hail Insurance.	16
63	Citizens Insurance	2560	Fire, Explosion, Hail, Weather and Property Insurance.	16
64	City of New York	2756	Fire, Explosion, Inland Marine, Hail, Weather and Property Insurance.	17
65	Columbia Insurance	2695	Fire, Automobile, Inland Transportation, Explosion, Inland Marine, Hail, Weather and Property Insurance.	17
66	Commercial Union	2558	Fire, Life, Accident, Automobile, Burglary, Explosion, Hail, Inland Transportation, Plate Glass, Sickness, Property, Inland Marine and Ocean Marine Insurance.	17
67	Confederation Life	2675	Life, Accident and Sickness Insurance.	17
68	Connecticut Fire	2767	Fire, Explosion, Hail, Inland Transportation, Weather and Property Insurance.	18
69	Consolidated Fire and Casualty	2743	Fire, Automobile, Accident, Sickness, Plate Glass, Guarantee and Liability.	18
70	Continental Casualty	2559	Accident, Automobile, Sickness, Liability, Burglary and Plate Glass Insurance.	18
71	Continental Insurance	2748	Fire, Explosion, Inland Transportation, Inland Marine, Automobile, Property, Ocean Marine, Aviation, Hail, Burglary and Weather Insurance.	18
72	Continental Life	2476	Life Insurance.	18
73	Cornhill Insurance	2477	Fire, Explosion, Automobile, Hail and Property Insurance.	19
74	*Cosmopolitan Fire	2824	Fire and Explosion Insurance.	19
75	County Fire of Philadelphia	2908	Fire, Explosion, Automobile, Inland Transportation, Weather and Property.	19
76	Crown Life	2676	Life Insurance.	19
77	Dominion of Canada General	2825	Fire, Life, Accident, Sickness, Automobile, Burglary, Guarantee, Liability, Plate Glass, Steam Boiler, Inland Transportation and Property Insurance.	20
78	Dominion Fire	2870	Fire, Accident, Plate Glass and Automobile Insurance.	20
79	Dominion Life	2677	Life Insurance.	20
80	Eagle, Star and British Dominions	2746	Fire, Plate Glass, Explosion, Inland Marine and Ocean Marine Insurance.	20
81	T. Eaton General	2561	Inland Transportation Insurance.	21
82	T. Eaton Life	2678	Life Insurance.	21
83	Empire Life	2478	Life Insurance.	21
84	Employers' Liability	2479	Fire, Accident, Automobile, Burglary, Liability, Guarantee, Sickness, Steam Boiler, Plate Glass and Property Insurance.	26
85	Ensign Insurance	2873	Fire Insurance.	26
86	Equitable Fire and Marine	2768	Fire, Explosion, Hail, Inland Transportation, Property and Weather Insurance.	27
87	Essex and Suffolk	2480	Fire, Explosion and Hail Insurance.	27
88	Excelsior Life	2562	Life Insurance.	27
89	Federal Fire	2563	Fire, Burglary and Plate Glass Insurance.	27
90	Federal Insurance	2481	Fire, Automobile, Inland Transportation, Inland Marine, Ocean Marine, Hail, Explosion and Property Insurance.	29
91	Fidelity & Casualty of New York	2696	Aviation, Guarantee, Accident, Burglary, Automobile, Plate Glass, Sickness, Steam Boiler and Liability Insurance.	30
92	Fidelity Insurance of Canada	2564	Guarantee, Burglary, Accident, Sickness, Plate Glass, Automobile, Forgery and Liability Insurance.	30
93	Fidelity-Phoenix Fire	2750	Fire, Explosion, Inland Transportation, Automobile, Hail, Property, Burglary and Weather Insurance.	30
94	Fire Association of Philadelphia	2697	Fire, Explosion, Automobile, Inland Transportation, Ocean Marine, Inland Marine and Property Insurance.	30
95	Fire Ins. Company of Canada	2741	Fire and Explosion Insurance.	30
96	Fireman's Fund	2679	Fire, Explosion, Inland Transportation, Property, Inland Marine, Ocean Marine, Hail and Weather Insurance.	31
97	Firemen's Ins. of Newark, N.J.	2874	Fire, Automobile, Hail and Weather Insurance.	31
98	First American	2749	Fire, Explosion, Inland Transportation, Hail, Property and Weather Insurance.	31
99	First National	2892	Fire, Automobile, Explosion, Inland Transportation, Weather and Property.	31
100	Fonciere Fire of Paris, France	2515	Fire Insurance.	31
101	Franklin Fire	2757	Fire, Hail, Automobile, Inland Marine, Weather and Property Insurance.	32
102	Fulton Fire	2826	Fire, Explosion, Hail, Weather and Property Insurance.	32
103	General Accident	2482	Fire, Automobile, Burglary, Guarantee, Plate Glass, Accident, Sickness, Explosion, Steam Boiler, Property, Liability, Hail, and Weather Insurance.	32

*Reinsured with American Equitable Assurance Company, September 16, 1931.

INDEX AND LICENSE REGISTER—Continued
CLASS A—JOINT STOCK INSURANCE COMPANIES

Ref. No.	Name of Insurer	License No.	Classes of Insurance	Annual Statement (Page No.)
104	General Accident Fire and Life...	2483	Fire, Explosion, Automobile, Burglary, Plate Glass, Accident, Sickness, Liability, Inland Transportation, Inland Marine, Hail, Property and Weather Insurance	32
105	General Casualty of America...	2893	Automobile, Accident, Burglary, Liability and Plate Glass Insurance	32
106	General Casualty of Paris, France...	2680	Accident, Automobile, Liability, Burglary, Plate Glass, Guarantee, Inland Transportation, Sickness, Hail and Property Insurance	33
107	General Exchange...	2681	Automobile Insurance	33
108	General Fire of Paris, France...	2484	Fire, Explosion and Automobile Insurance	33
109	General Indemnity of America...	2566	Forgery Insurance	33
110	General Insurance of America...	2894	Fire, Explosion, Automobile and Inland Transportation Insurance	33
111	*Germanic Fire...	2485	Fire and Explosion Insurance	34
112	Girard Fire and Marine...	2875	Fire, Hail and Weather Insurance	34
113	Glens Falls...	2565	Fire, Inland Transportation, Automobile, Hail, Explosion, Weather and Property Insurance	34
114	Globe Indemnity...	2827	Fire, Accident, Automobile, Burglary, Forgery, Guarantee, Inland Transportation, Explosion, Plate Glass, Sickness, Liability, Weather, Hail and Property Insurance	34
115	Globe and Rutgers...	2698	Fire, Automobile, Explosion, Inland Transportation, Property, Hail, Inland Marine and Weather Insurance	34
116	Grain Insurance & Guarantee...	2903	Fire, Guarantee, Forgery and Burglary Insurance	35
117	Granite State Fire...	2699	Fire, Explosion and Property Insurance	35
118	Great American Indemnity...	2907	Automobile and Plate Glass Insurance	35
119	Great American Insurance...	2486	Fire, Explosion, Hail, Inland Transportation, Automobile, Weather and Property Insurance	35
120	Great West Life...	2700	Life Insurance	36
121	Guarantee Co. of North America...	2487	Guarantee Insurance	36
122	Guardian Assurance...	2488	Fire, Explosion, Hail, Weather and Property Insurance	36
123	Guardian Insurance of Canada...	2567	Fire, Accident, Automobile, Burglary, Guarantee, Plate Glass, Sickness, Explosion, Inland Transportation, Steam Boiler and Property Insurance	36
124	Guildhall...	2489	Fire, Accident, Automobile, Plate Glass, Sickness, Explosion, Inland Marine and Property Insurance	37
125	Halifax Fire...	2828	Fire, Automobile, Explosion, Hail and Plate Glass Insurance	37
126	Hand-in-Hand...	2682	Fire, Automobile, Hail and Plate Glass Insurance	37
127	Hanover Fire...	2829	Fire, Explosion, Property and Weather Insurance	39
128	Hartford Accident and Indemnity...	2569	Accident, Automobile, Burglary, Guarantee, Live Stock, Plate Glass and Sickness Insurance	39
129	Hartford Fire...	2570	Fire, Automobile, Aviation, Explosion, Hail, Inland Transportation, Weather, Property, Inland Marine and Ocean Marine Insurance	40
130	Hartford Live Stock...	2571	Live Stock Insurance	40
131	Hartford Steam Boiler...	2568	Steam Boiler, Liability and Property Insurance	40
132	Home Fire and Marine...	2683	Fire, Automobile, Explosion, Weather and Property Insurance	40
133	Home Indemnity...	2684	Automobile, Accident, Burglary, Guarantee, Live Stock, Plate Glass, Steam Boiler, Sickness and Property Insurance	40
134	Home Insurance...	2758	Fire, Automobile, Burglary, Explosion, Hail, Inland Transportation, Property, Weather and Inland Marine Insurance	41
135	Homestead Fire...	2759	Fire, Automobile, Explosion, Weather and Property Insurance	41
136	Hudson Bay...	2883	Fire, Explosion, Automobile, Accident, Sickness, Burglary, Guarantee, Plate Glass, Steam Boiler, Hail and Property Insurance	41
137	Imperial Assurance...	2701	Fire, Explosion, Automobile, Weather and Property Insurance	41
138	Imperial Guarantee & Accident...	2764	Fire, Accident, Automobile, Burglary, Explosion, Guarantee, Inland Transportation, Plate Glass, Sickness, Liability, Property, Inland Marine, Ocean Marine, Hail and Weather Insurance	41
139	Imperial Insurance Office...	2572	Fire, Accident, Automobile, Guarantee, Sickness, Plate Glass, Explosion, Property, Burglary, Hail and Liability Insurance	42
140	Imperial Life...	2490	Life Insurance	42
141	Indemnity Ins. of North America...	2830	Accident, Automobile, Burglary, Live Stock, Plate Glass, Forgery, Guarantee and Sickness Insurance	42
142	Insurance Co. of North America...	2831	Fire, Explosion, Hail, Inland Transportation, Automobile, Property, Weather, Inland Marine and Ocean Marine Insurance	42
143	Ins. Co. of State of Pennsylvania...	2702	Fire, Explosion, Automobile, Weather and Property Insurance	42
144	International Fidelity...	2491	Guarantee Insurance	43
145	†La Salle Fire...	2832	Fire, Automobile, Explosion, Property and Weather Insurance	43
146	Law, Union and Rock...	2703	Fire, Accident, Automobile, Burglary, Plate Glass, Sickness, Guarantee, Explosion, Hail, Liability and Property Insurance	43
147	Legal and General...	2833	Fire, Explosion, Automobile, Burglary, Inland Transportation, Plate Glass, Sickness, Accident, Hail and Property Insurance	43
148	Liverpool and London and Globe...	2704	Fire, Life, Explosion, Accident, Automobile, Burglary, Guarantee, Inland Marine, Ocean Marine, Inland Transportation, Plate Glass, Sickness, Hail, Weather and Property Insurance	43

*Merged with American Colony Insurance Company, December 1, 1931.
†Reinsured with St. Paul Fire & Marine Insurance Co., October 31 1931.

INDEX AND LICENSE REGISTER—Continued
CLASS A—JOINT STOCK INSURANCE COMPANIES

Ref. No.	Name of Insurer	License No.	Classes of Insurance	Annual Statement (Page No.)
149	Liverpool-Manitoba	2705	Fire, Explosion, Automobile, Weather, Hail, and Property Insurance	44
150	Lloyds Casualty	2834	Automobile, Burglary, Guarantee, Plate Glass, Accident, Sickness and Liability Insurance	44
151	Local Govt. Guar. Soc., Limited.	2864	Fire and Explosion Insurance	44
152	London Assurance	2835	Fire, Explosion, Inland Transportation, Automobile, Hail and Property Insurance	44
153	London-Canada	2573	Fire, Automobile, Explosion, Hail, Weather and Property Insurance	44
154	London Guarantee and Accident	2574	Fire, Accident, Sickness, Automobile, Inland Transportation, Guarantee, Liability, Plate Glass, Burglary, Explosion, Hail and Property Insurance	45
155	London and Lancs. Guar. and Acc.	2836	Fire, Accident, Sickness, Automobile, Guarantee, Liability, Inland Transportation, Plate Glass, Explosion, Hail and Burglary Insurance	45
156	London and Lancashire	2706	Fire, Automobile, Explosion, Inland Transportation, Hail and Property Insurance	45
157	London Life	2709	Life, Accident and Sickness Insurance	45
158	London and Provincial	2707	Fire, Accident, Automobile, Burglary, Liability, Guarantee, Plate Glass, Sickness, Explosion, Hail and Property Insurance	46
159	London and Scottish	2708	Life, Fire, Accident, Automobile, Burglary, Hail, Plate Glass, Sickness, Explosion, Weather and Property Insurance	46
160	Loyal Protective	2492	Accident and Sickness Insurance	46
161	Lumbermen's Insurance	2837	Fire Insurance	46
162	Manufacturers Life	2493	Life Insurance	47
163	Marine Insurance	2494	Automobile, Fire, Inland Transportation, Inland Marine, Ocean Marine, Aviation and Property Insurance	47
164	Maryland Casualty	2710	Accident, Burglary, Forgery, Guarantee, Liability, Steam Boiler, Plate Glass, Sickness, Automobile, and Property Insurance	47
165	Maryland Insurance	2751	Fire, Explosion, Weather, Hail and Inland Transportation Insurance	47
166	Mercantile Fire	2711	Fire, Explosion and Property Insurance	47
167	Merchants Casualty	2838	Accident, Sickness and Automobile Insurance	48
168	Merchants Fire of New York	2839	Fire Insurance	48
169	Merchants Fire Ins. Company	2840	Fire and Automobile Insurance	48
170	Merchants and Manufacturers	2841	Fire and Explosion Insurance	51
171	Merchants Marine	2495	Fire, Automobile, Explosion and Property Insurance	51
172	Mercury Insurance	2712	Fire, Automobile, Explosion, Weather and Property Insurance	51
173	Metropolitan Casualty	2876	Automobile, Burglary, Guarantee, Plate Glass, Sickness, Accident, Liability, Property and Forgery Insurance	51
174	Michigan Fire and Marine	2713	Fire, Explosion and Property Insurance	51
175	Monarch Accident	2496	Accident and Sickness Insurance	52
176	Monarch Life	2895	Life Insurance	52
177	Montreal Fire	2842	Life Insurance	52
178	Motor Union	2865	Fire, Accident, Automobile, Explosion, Plate Glass, Liability, Inland Marine and Property Insurance	52
179	Mount Royal	2497	Fire, Plate Glass, Automobile, Explosion, Property, Hail, Inland Transportation and Weather Insurance	53
180	Mutual Life and Citizens	2498	Life Insurance	53
181	National Ben-Franklin	2872	Fire and Automobile Insurance	53
182	National Fire of Hartford	2843	Fire, Explosion, Inland Transportation, Hail, Aviation, Automobile and Property Insurance	53
183	National Liberty	2760	Fire, Automobile, Hail, Property and Explosion Insurance	54
184	National Life	2575	Life Insurance	54
185	National Liverpool	2714	Fire, Explosion, Property, Hail and Weather Insurance	54
186	National Provincial	2866	Fire, Explosion and Plate Glass Insurance	54
187	National Surety	2844	Burglary, Guarantee, Forgery, Plate Glass and Credit Insurance	54
188	National Union Fire	2845	Fire, Automobile, Aviation, Hail, Explosion, Inland Transportation and Property Insurance	55
189	National Union Indemnity	2576	Accident, Automobile, Burglary and Plate Glass Insurance	55
190	Nationale Fire of Paris, France	2742	Fire and Explosion Insurance	55
191	Newark Fire	2884	Fire, Automobile, Explosion, Hail, and Property Insurance	55
192	New Brunswick Fire	2715	Fire, Explosion, Inland Marine, Ocean Marine, Weather and Property Insurance	55
193	New Hampshire Fire	2716	Fire, Explosion and Property Insurance	56
194	New Jersey Insurance	2846	Fire Insurance	56
195	*New York Casualty	2717	Plate Glass, Accident, Liability, Property, Automobile, Burglary and Guarantee Insurance	56
196	New York Fire	2847	Fire Explosion, Property and Weather Insurance	56
197	New York Underwriters	2499	Fire, Explosion, Hail, Automobile, Inland Transportation, Weather and Property Insurance	56
198	Niagara Fire	2752	Fire, Explosion, Inland Transportation, Automobile, Weather, Hail, Burglary and Property Insurance	57
199	North American Accident	2897	Accident and Sickness Insurance	57
200	North British and Mercantile	2753	Fire, Life, Explosion, Accident, Automobile, Burglary, Guarantee, Inland Transportation, Plate Glass, Sickness, Weather and Property Insurance	57
201	North Empire Fire	2718	Fire, Hail and Explosion Insurance	57

*Withdrawn from Canada, December, 1931, and Canadian business reinsured with Canadian Surety Co.

INDEX AND LICENSE REGISTER—Continued
CLASS A—JOINT STOCK INSURANCE COMPANIES

Ref. No.	Name of Insurer	License No.	Classes of Insurance	Annual Statement (Page No.)
202	North River.....	2765	Fire, Explosion, Inland Transportation, Weather, Hail and Property Insurance.....	58
203	North West Fire.....	2848	Fire Insurance.....	58
204	Northern Assurance.....	2877	Fire, Accident, Automobile, Liability, Guarantee, Plate Glass, Sickness, Burglary, Inland Transportation, Explosion, Steam Boiler, Hail, Weather and Property Insurance.....	58
205	Northern Life.....	2500	Life Insurance.....	58
206	Northwestern National.....	2871	Fire, Automobile and Weather Insurance.....	58
207	Norwich Union Fire.....	2501	Fire, Accident, Sickness, Automobile, Plate Glass, Burglary, Guarantee, Liability, Explosion, Property, Inland Transportation and Ocean Marine Insurance.....	59
208	Occidental Fire.....	2754	Fire, Explosion, Automobile, Accident, Sickness, Burglary, Plate Glass, Weather and Property Insurance.....	59
209	Occidental Life.....	2719	Life, Accident and Sickness Insurance.....	59
210	Ocean Accident and Guarantee.....	2578	Fire, Accident, Sickness, Automobile, Plate Glass, Burglary, Guarantee, Steam Boiler, Explosion, Property, Hail and Liability Insurance.....	59
211	Ontario Equitable Life.....	2720	Life Insurance.....	59
212	*Pacific American Fire.....	2901	Fire and Explosion Insurance.....	67
213	Pacific Coast Fire.....	2579	Fire, Automobile, Property, Explosion and Hail Insurance.....	67
214	Pacific Fire.....	2849	Fire and Explosion Insurance.....	67
215	Palatine.....	2580	Fire, Automobile, Explosion, Hail and Property Insurance.....	68
216	Patriotic.....	2581	Fire, Explosion, Hail and Property Insurance.....	68
217	Pearl.....	2850	Fire, Explosion and Property Insurance.....	68
218	Phenix Fire of Paris, France.....	2502	Fire, Automobile and Explosion Insurance.....	68
219	Philadelphia Fire and Marine.....	2851	Fire, Explosion, Inland Transportation, Inland Marine, Ocean Marine, Weather and Property Insurance.....	68
220	Phoenix Assurance.....	2721	Life, Fire, Explosion, Automobile, Property, Burglary, Weather, Hail and Ocean Marine Insurance.....	69
221	Phoenix Insurance of Hartford.....	2769	Fire, Automobile, Explosion, Inland Transportation, Property, Weather and Hail Insurance.....	69
222	Pilot.....	2722	Fire, Automobile, Accident, Sickness, Inland Transportation, Plate Glass, Burglary, Guarantee, Forgery and Steam Boiler Insurance.....	69
223	Pioneer.....	2885	Fire, Hail and Explosion Insurance.....	71
224	Planet.....	2582	Fire, Hail and Explosion Insurance.....	72
225	Preferred Accident.....	2583	Accident, Sickness, Burglary and Automobile Insurance.....	72
226	Protective Association of Canada.....	2503	Accident and Sickness Insurance.....	72
227	Providence Fire of Paris.....	2504	Fire Insurance.....	72
228	Providence Washington.....	2770	Fire, Explosion, Inland Transportation, Automobile, Hail, Weather and Property Insurance.....	72
229	Provident Assurance.....	2723	Fire, Accident, Sickness, Guarantee, Automobile, Plate Glass, Property, Liability, Inland Transportation, Weather and Burglary Insurance.....	73
230	Provincial.....	2899	Fire, Explosion, Automobile, Hail and Property Insurance.....	76
231	Prudential Assurance.....	2505	Fire, Life, Plate Glass, Sickness, Accident, Automobile, Burglary, Guarantee, Inland Transportation, Liability and Property Insurance.....	76
232	Quebec Fire.....	2724	Fire, Explosion, Hail and Property Insurance.....	77
233	Queen City.....	2725	Fire Insurance.....	77
234	Queen.....	2882	Fire, Automobile, Explosion, Inland Transportation, Hail, Inland Marine, Ocean Marine and Property Insurance.....	79
235	Railway Passengers'.....	2755	Fire, Accident, Automobile, Burglary, Explosion, Guarantee, Plate Glass, Inland Transportation, Weather and Sickness Insurance.....	79
236	Reliance of Canada.....	2771	Fire, Explosion, Burglary, Hail, Weather and Property Insurance.....	79
237	Republic Fire.....	2852	Fire, Explosion, Property and Weather Insurance.....	79
238	Rhode Island.....	2584	Fire, Explosion, Hail, Weather and Property Insurance.....	79
239	Rossia Reinsurance.....	2898	Fire, Hail, and Explosion Insurance.....	80
240	Royal Exchange.....	2868	Fire, Accident, Automobile, Explosion, Guarantee, Sickness, Inland Marine, Burglary, Property, Liability and Ocean Marine Insurance.....	80
241	Royal Insurance.....	2881	Fire, Life, Accident, Automobile, Burglary, Explosion, Forgery Guarantee, Plate Glass, Sickness, Steam Boiler, Hail, Inland Transportation, Inland Marine, Ocean Marine, Property and Liability Insurance.....	80
242	Royal Scottish.....	2878	Fire, Explosion, Hail and Property Insurance.....	80
243	St. Paul Fire and Marine.....	2726	Fire, Explosion, Automobile, Inland Marine Inland, Transportation, Ocean Marine and Property Insurance.....	81
244	Saint Paul-Mercury Indemnity.....	2727	Automobile Insurance.....	81
245	Sauvegarde, La, Life.....	2585	Life Insurance.....	81
246	Scottish Canadian.....	2506	Fire, Explosion, Hail and Property Insurance.....	81
247	Scottish Metropolitan.....	2880	Fire, Accident, Automobile, Guarantee, Inland Transportation, Plate Glass, Sickness, Explosion, Hail, Weather and Property Insurance.....	81
248	Scottish Union and National.....	2586	Fire, Automobile, Explosion, Weather and Property Insurance.....	82
249	Sea Insurance.....	2507	Fire, Explosion, Hail, Inland Transportation and Property Insurance.....	82
250	Security.....	2728	Fire, Automobile, Hail, Weather and Property Insurance.....	82
251	Sentinel Fire.....	2729	Fire, Explosion, Automobile, Weather and Property Insurance.....	82

*Reinsured with Liverpool and London and Globe Insurance Co., November 30th, 1931.

INDEX AND LICENSE REGISTER—Continued
CLASS A—JOINT STOCK INSURANCE COMPANIES

Ref. No.	Name of Insurer	License No	Classes of Insurance	Annual Statement (Page No.)
252	Southern	2587	Fire, Automobile, Plate Glass, Hail and Explosion Insurance	82
253	Sovereign Life	2730	Life Insurance	83
254	Springfield Fire and Marine	2731	Fire, Hail, Explosion, Automobile, Inland Transportation, Weather and Property Insurance	83
255	Standard Marine	2853	Inland Transportation, Inland Marine and Ocean Marine Insurance	83
256	State Assurance	2869	Fire and Explosion Insurance	83
257	Stuyvesant	2854	Fire, Automobile, Inland Transportation and Explosion Insurance	83
258	Sun Insurance Office	2589	Fire, Accident, Automobile, Guarantee, Sickness, Plate Glass, Explosion, Burglary, Liability, Hail, Inland Transportation and Property Insurance	84
259	Sun Life	2588	Life Insurance	84
260	Sussex Fire	2514	Fire Insurance	84
261	Svea Fire	2855	Fire, Explosion, Weather and Property Insurance	84
262	Tokio Marine and Fire	2856	Fire, Inland Transportation, Inland Marine and Ocean Marine Insurance	85
263	Toronto General	2857	Fire, Automobile, Inland Marine, Ocean Marine, Sickness, Plate Glass, Burglary, Hail, Accident, Guarantee, Inland Transportation, Property, Weather and Liability Insurance	85
264	Trans-Canada	2513	Fire, Automobile, Accident, Explosion and Plate Glass Insurance	89
265	Travelers Fire	2732	Fire, Automobile, Aviation, Explosion, Weather, Inland Transportation, Hail and Property Insurance	89
266	Travelers Indemnity	2733	Accident, Steam Boiler, Automobile, Plate Glass, Burglary, Liability and Property Insurance	89
267	Travelers Insurance	2734	Life, Automobile, Accident and Sickness Insurance	89
268	Union Assurance Society, Limited	2858	Fire, Burglary, Plate Glass, Sickness, Automobile, Inland Transportation, Explosion, Liability, Weather, Property and Accident Insurance	90
269	Union Fire, Accident and General	2591	Fire, Automobile, Hail, Explosion, Weather and Property Insurance	90
270	Union Indemnity	2685	Accident, Automobile, Burglary, Guarantee, Plate Glass and Liability Insurance	90
271	Union Insurance Society of Canton, Limited	2859	Fire, Automobile, Burglary, Accident, Inland Transportation Inland Marine, Sickness, Ocean Marine, Explosion, Guarantee, Plate Glass, Hail, Liability and Property Insurance	90
272	Union Labor Life	2900	Life Insurance	90
273	Union Marine and General	2736	Fire, Accident, Automobile, Burglary, Sickness, Inland Transportation, Plate Glass, Explosion, Hail, Weather and Property Insurance	91
274	United British	2867	Fire, Automobile, Explosion and Property Insurance	91
275	United Firemen's of Philadelphia	2737	Fire, Explosion, Hail, Weather and Property Insurance	91
276	United States Casualty	2592	Automobile Insurance	91
277	United States Fidelity and Guaranty	2508	Accident, Burglary, Forgery, Guarantee, Plate Glass, Sickness, Property, Aviation and Automobile Insurance	91
278	United States Fire	2861	Fire, Explosion, Inland Transportation and Property Insurance	92
279	United States Guarantee	2905	Automobile, Burglary and Liability Insurance	92
280	United States Life	2590	Life Insurance	92
281	United States Merchants and Shippers	2509	Fire, Inland Transportation, Ocean Marine and Property Insurance	92
282	Universal	2747	Fire, Explosion and Inland Transportation Insurance	92
283	*Virginia Fire and Marine	2735	Fire, Automobile, Explosion and Weather Insurance	93
284	Wellington Fire Insurance Company	2510	Fire and Automobile Insurance	93
285	Westchester Fire	2772	Fire, Hail, Property, Weather and Explosion Insurance	95
286	Western Assurance	2766	Fire, Automobile, Inland Transportation, Burglary, Guarantee, Explosion, Accident, Sickness, Plate Glass, Liability, Hail, Property, Inland Marine, Ocean Marine and Weather Insurance	95
287	Western Life	2860	Life Insurance	96
288	Westminster Fire Office	2511	Fire, Automobile, Explosion, Property, Hail and Weather Insurance	96
289	World Fire and Marine	2512	Fire, Inland Transportation, Explosion, Automobile, Hail, Weather and Property Insurance	96
290	World Marine and General	2879	Fire, Explosion, Inland Transportation, Accident, Sickness, Automobile, Burglary, Guarantee, Plate Glass, Steam Boiler, Hail, Weather and Property Insurance	96
291	Yorkshire	2738	Fire, Accident, Automobile, Burglary, Liability, Guarantee, Live Stock, Plate Glass, Sickness, Explosion, Property, Inland Transportation, Inland Marine, Hail, Steam Boiler and Ocean Marine Insurance	97
292	Zurich General Accident and Liability	2862	Accident, Automobile, Burglary, Plate Glass, Sickness and Steam Boiler Insurance	97

*Reinsured with Globe and Rutgers Fire Insurance Co. on Sept. 15, 1931.

INDEX AND LICENSE REGISTER—Continued
CLASS B—MUTUAL INSURANCE CORPORATIONS

Ref. No.	Name of Insurer	License No.	Classes of Insurance	Annual Statement (Page No.)
<i>Farmers' Mutual Fire</i>				
1	Algoma	2316	Fire Insurance	101
2	Amherst Island	2317	Fire Insurance	102
3	Ayr Farmers'	2318	Fire Insurance	103
4	Bay of Quinte Agricultural	2319	Fire Insurance	104
5	Bertie and Willoughby Farmers'	2320	Fire Insurance	106
6	Blanshard	2321	Fire Insurance	107
7	Blenheim, North	2322	Fire Insurance	108
8	Brant County Farmers'	2323	Fire Insurance	109
9	Canadian Millers'	2324	Fire Insurance limited to insuring on the premium note plan against fire and lightning, buildings, plant and stocks of millers and grain dealers used in connection with the milling or grain trade.	110
10	Caradoc Farmers'	2325	Fire Insurance	112
11	Clinton	2326	Fire Insurance	113
12	Culross	2327	Fire Insurance	115
13	Dereham and West Oxford	2328	Fire Insurance	116
14	Dorchester, North and South	2329	Fire Insurance	117
15	Downie	2330	Fire Insurance	118
16	Dufferin Farmers'	2331	Fire Insurance	120
17	Dumfries, North and Waterloo, South	2332	Fire Insurance	121
18	Dunwich Farmers'	2333	Fire Insurance	122
19	Easthope, South, Farmers'	2334	Fire Insurance	124
20	Ekfrid	2335	Fire Insurance	125
21	Elma Farmers'	2336	Fire Insurance	126
22	Eramosa	2337	Fire Insurance	127
23	Erie Farmers'	2338	Fire Insurance	128
24	Farmers' Central	2773	Fire Insurance	130
25	Farmers' Union	2774	Fire Insurance	131
26	Formosa	2775	Fire Insurance	133
27	Germania Farmers'	2339	Fire Insurance	134
28	Glengarry Farmers'	2340	Fire Insurance	135
29	Grand River	2341	Fire Insurance	136
30	Grenville Patron	2342	Fire Insurance	137
31	Grey and Bruce	2343	Fire Insurance	139
32	Guelph Township	2344	Fire Insurance	140
33	Halton Union	2345	Fire Insurance	141
34	Hamilton Township	2346	Fire Insurance	142
35	Hay Township	2347	Fire Insurance	144
36	Hopewell Creek	2348	Fire Insurance	145
37	Howard Farmers'	2349	Fire Insurance	146
38	Howick	2350	Fire Insurance	147
39	Kent and Essex	2351	Fire Insurance	148
40	Lambton	2352	Fire Insurance	150
41	Lanark County	2353	Fire Insurance	151
42	Lennox and Addington	2354	Fire Insurance	152
43	Lobo	2355	Fire Insurance	154
44	London Township	2356	Fire Insurance	155
45	McGillivray	2357	Fire Insurance	156
46	McKillop	2358	Fire Insurance	157
47	Maple Leaf	2359	Fire Insurance	159
48	Nissouri	2361	Fire Insurance	160
49	Norfolk	2362	Fire Insurance	161
50	North Kent	2363	Fire Insurance	163
51	Oneida	2364	Fire Insurance	164
52	Ontario Threshermen's	2365	Fire Insurance	165
53	*Osgoode	2366	Fire Insurance	166
54	Otter	2367	Fire Insurance	168
55	Oxford Farmers'	2368	Fire Insurance	169
56	Peel County	2369	Fire Insurance	170
57	Peel and Maryborough	2370	Fire Insurance	171
58	Prescott Farmers'	2371	Fire Insurance	173
59	Puslinch	2372	Fire Insurance	174
60	Saltfleet and Binbrook	2373	Fire Insurance	175
61	Southwold	2374	Fire Insurance	176
62	Sydenham	2375	Fire Insurance	177
63	Townsend Farmers'	2376	Fire Insurance	179
64	Usborne and Hibbert	2377	Fire Insurance	180
65	Walpole Farmers'	2378	Fire Insurance	181
66	Waterloo, North	2379	Fire Insurance	182
67	Wawanosh, West	2380	Fire Insurance	183
68	Westminster Township	2381	Fire Insurance	185
69	Williams, East	2382	Fire Insurance	186
70	Yarmouth	2883	Fire Insurance	188
<i>Farmer's Mutual—Weather</i>				
1	Huron Weather	2384	Weather	189
2	Ontario Farmers' Weather	2385	Weather	190
3	Western Farmers' Weather	2386	Weather	190

*Reinsured with The Wawanosa Mutual Insurance Co., August 21st, 1931.

INDEX AND LICENSE REGISTER—Continued

CLASS B—MUTUAL INSURANCE CORPORATIONS

Ref. No.	Name of Insurer	License No.	Classes of Insurance	Annual Statement (Page No.)
<i>Associated New England Factory Mutuals</i>				
1	American Mutual, Providence, R.I.	2394	Fire and Property	192
2	Arkwright Mutual, Boston, Mass.	2395	Fire and Property	194
3	Blackstone Mutual, Providence, R.I.	2396	Fire and Property	196
4	Boston Mfrs. Mutual, Boston, Mass.	2397	Fire and Property	198
5	Cotton & Woollen Mfrs. Mutual, Boston, Mass.	2398	Fire and Property	200
6	Enterprise Mutual, Providence, R.I.	2399	Fire and Property	203
7	Fall River Mfrs., Fall River, Mass.	2400	Fire and Property	205
8	Firemen's Mutual, Providence, R.I.	2401	Fire and Property	207
9	Hope Mutual, Providence, R.I.	2402	Fire and Property	209
10	Industrial Mutual, Boston	2403	Fire and Property	212
11	Keystone Mutual, Philadelphia, Pa.	2404	Fire and Property	214
12	Manton Mutual, Philadelphia, Pa.	2405	Fire and Property	216
13	Manufacturers Mutual, Providence, R.I.	2406	Fire and Property	218
14	Mechanics Mutual, Providence, R.I.	2407	Fire and Property	221
15	Mercantile Mutual, Providence, R.I.	2408	Fire and Property	223
16	Merchants Mutual, Providence, R.I.	2409	Fire and Property	225
17	Mill Owners' Mutual, Chicago, Ill.	2410	Fire and Property	227
18	Narrangansett Mutual, Providence, R.I.	2411	Fire and Property	230
19	National Mutual, Philadelphia, Pa.	2412	Fire and Property	232
20	Paper Mill Mutual, Boston, Mass.	2413	Fire and Property	234
21	Philadelphia Mfrs. Mutual, Pa.	2414	Fire and Property	236
22	Protection Mutual, Chicago, Ill.	2415	Fire and Property	238
23	Rhode Island Mutual, Providence, R.I.	2416	Fire and Property	241
24	Rubber Mfrs. Mutual, Boston, Mass.	2417	Fire and Property	243
25	*Standard Mutual, Philadelphia, Pa.	2418	Fire and Property	245
26	State Mutual, Providence, R.I.	2419	Fire and Property	247
27	What Cheer Mutual, Providence, R.I.	2420	Fire and Property	247
28	Worcester Mfrs. Mutual, Pa.	2421	Fire and Property	250
<i>Other Mutuals</i>				
1	Central Manufacturers'	2445	Fire and Automobile	252
2	Hardware Dealers'	2446	Fire and Automobile	252
3	Lumber Mutual Fire	2909	Fire, Hail, Weather and Property	252
4	Lumbermen's Mutual Casualty	2447	Automobile, Plate Glass, Accident	252
5	Lumbermen's Mutual Insurance Company	2448	Fire, Automobile	252
6	Metropolitan Life	2449	Life, Accident and Sickness	253
7	Mill Owners of Iowa	2450	Fire, Explosion and Property	253
8	Minnesota Implement	2451	Fire and Automobile	253
9	Mutual Life, New York	2452	Life	253
10	Mutual Relief Life Insurance Company	2453	Life	254
11	New York Life	2454	Life	260
12	Northwestern Mutual	2455	Fire, Automobile and Property	260
13	Prudential	2456	Life, Accident and Sickness	260
14	Retail Hardware	2457	Fire and Automobile	261
15	Royal Guardians	2458	Life, Accident and Sickness	261
16	Standard Life	2459	Life	261
17	State Life	2460	Life	261
18	Union Mutual Life	2461	Life	262
19	United Mutual Fire	2462	Fire and Explosion	262

*Reinsured with Philadelphia Manufacturers Mutual Fire Insurance Co., November 30th, 1931.

CLASS C—CASH-MUTUAL INSURANCE CORPORATIONS

Ref. No.	Name of Insurer	License No.	Classes of Insurance	Annual Statement (Page No.)
1	Economical Mutual Fire Insurance Company	2387	Fire Insurance	265
2	Gore District Mutual Fire Insurance Company	2388	Fire Insurance	267
3	Millers' National Mutual Fire Insurance Company	2389	Fire Insurance	269
4	Perth Mutual Fire Insurance Company	2390	Fire Insurance	269
5	Portage La Prairie Mutual Insurance Company	2391	Fire, Automobile, Burglary, Plate Glass and Weather Insurance on both the Cash Plan and Mutual Plan (excluding insurance on the premium note plan)	271
6	Waterloo Mutual Fire Insurance Company	2392	Fire Insurance	272
7	Wawanesa Mutual Insurance Company	2393	(a) Fire and Weather Insurance on both the Cash Plan and Mutual Plan. (b) Automobile and Hail Insurance on the Mutual Plan (excluding insurance on the premium note plan), subject to such conditions and limitations as may hereafter be prescribed)	274

INDEX AND LICENSE REGISTER—Continued

CLASS D—FRATERNAL SOCIETIES

Ref. No.	Name of Insurer	License No.	Classes of Insurance	Annual Statement (Page No.)
1	Aid Association for Lutherans.....	2776	Life Insurance, Sick and Funeral benefits..	277
2	Alliance Nationale.....	2777	Life Insurance, Sick and Funeral benefits..	277
3	Artisans la Societe des Canadiens Francais.....	2778	Life Insurance, Sick and Funeral benefits..	277
4	Ancient Order of Foresters.....	2783	Life Insurance, Sick and Funeral benefits..	277
5	Canadian Order of Chosen Friends.....	2779	Life Insurance, Sick and Funeral benefits..	278
6	Canadian Order of Foresters.....	2792	Life Insurance, Sick and Funeral benefits..	285
7	Canadian Order of Oddfellows.....	2797	Life Insurance, Sick and Funeral benefits..	295
8	Canadian Order of Woodmen of the World.....	2813	Life Insurance, Sick and Funeral benefits..	300
9	Catholic Mutual Benefit Association.....	2780	Life Insurance, Sick and Funeral benefits..	301
10	Catholic Order of Foresters.....	2784	Life Insurance.....	300
11	Civil Service Mutual Benefit Society.....	2781	Life Insurance.....	301
12	Commercial Travellers' Association of Canada.....	2782	Life Insurance.....	304
13	Hamilton Firemen's Benefit Fund.....	2787	Life Insurance.....	304
14	Hamilton Police Benefit Fund.....	2788	Life Insurance.....	306
15	Independent Order of Foresters.....	2785	Life Insurance, Sick and Funeral benefits..	307
16	Jewish National Workers' Alliance of America.....	2789	Life Insurance, Sick and Funeral benefits..	308
17	Knights of Columbus.....	2790	Life Insurance.....	308
18	Knights of Malta, Chapter General of Canada.....	2791	Life Insurance, Sick and Funeral benefits..	308
19	London Police Benefit Fund.....	2793	Life Insurance.....	311
20	Lutheran Brotherhood.....	2902	Life Insurance.....	312
21	Lutheran Mutual Aid Society.....	2794	Life Insurance, Sick and Funeral benefits..	312
22	Maccabees, The.....	2795	Life Insurance, Sick and Funeral benefits..	312
23	National Fraternal Society of the Deaf.....	2796	Life Insurance, Sick and Funeral benefits..	313
24	Ontario Commercial Travellers' Association.....	2798	Life Insurance.....	313
25	Orange Grand Lodge of British America.....	2786	Life Insurance, Sick and Funeral benefits..	315
26	Ottawa Firemen's Superannuation and Benefit Fund.....	2799	Life Insurance, Sick and Funeral benefits..	316
27	Ottawa Police Benefit Fund Association.....	2800	Life Insurance.....	317
28	Royal Arcanum, Supreme Council.....	2801	Life Insurance.....	319
29	Royal Clan, Order of Scottish Clans.....	2802	Life Insurance.....	319
30	St. Joseph Union of Canada.....	2804	Life Insurance, Sick and Funeral benefits..	330
31	Slovene National Benefit Society.....	2805	Life Insurance and Sickness Insurance.....	319
32	Sons of England Benefit Society.....	2806	Life Insurance, Sick and Funeral benefits..	320
33	Sons of Scotland Benevolent Association.....	2807	Life Insurance, Sick and Funeral benefits..	324
34	Stratford, City of, Municipal Benefit Fund.....	2808	Life Insurance, Sick and Funeral benefits..	328
35	Toronto Firemen's Benefit Fund.....	2809	Life Insurance.....	337
36	Toronto Police Benefit Fund.....	2810	Life Insurance.....	339
37	United Commercial Travellers, Order of.....	2811	Accident Insurance.....	341
38	Women's Benefit Association.....	2812	Life Insurance.....	341

CLASS E—MUTUAL BENEFIT SOCIETIES

Ref. No.	Name of Insurer	When Organized or Incorporated	Classes of Insurance	Annual Statement (Page No.)
1	American Watch Case Company's Employees' Mutual Welfare Association.....	1919	Sick and funeral benefits.....	348
2	Army and Navy Veterans, Hamilton.....	1888	Sick and funeral benefits.....	348
3	Army and Navy Veterans, Toronto.....	1897	Sick and funeral benefits.....	348
4	Beaver Sick and Funeral Benefit Club.....	1917	Sick and funeral benefits.....	348
5	B'Nai Israel Mutual Benefit Society.....	1931	Sick and funeral benefits.....	348
6	Brantford Carriage Company, Limited, Relief Association.....	1920	Sick and funeral benefits.....	348
7	Brantford Hungarian Mutual Benefit Society.....	1926	Sick and funeral benefits.....	348
8	Brown Bros., Limited, Employees' Benefit Society.....	1903	Sick and funeral benefits.....	348
9	Brunner Mond Mutual Benefit Society.....	1918	Sick and funeral benefits.....	348
10	Canada Cycle and Motor Company, Limited, Employees' Mutual Benefit Society.....	1918	Sick and funeral benefits.....	348
11	Canadian Acme Screw & Gear Employees' Mutual Benefit Society.....	1920	Sick and funeral benefits.....	348
12	Canadian Allis-Chambers, Limited, Employees' Mutual Benefit Society.....	1897	Sick and funeral benefits.....	348
13	Canadian Executive Board of the Amalgamated Society of Carpenters and Joiners.....	1914	Sick and funeral benefits.....	348
14	Canadian General Electric Company, Ward Street Works Division, Sick Benefit Society.....	1920	Sick and funeral benefits.....	348
15	Canadian Hebrew Benevolent Society.....	1920	Sick and funeral benefits.....	348
16	Canadian Hungarian Mutual Benefit Federation.....	1928	Sick and funeral benefits.....	348
17	Canadian National Expressmen's Mutual Benefit Association.....	1928	Sick and funeral benefits.....	348
18	Canadian Order of Rechabites.....	1912	Sick and funeral benefits.....	348
19	Canadian Pacific Expressmen's Sick Benefit Association.....	1893	Sick and funeral benefits.....	348
20	Cobban Mfg. Company's Employees.....	1888	Sick and funeral benefits.....	348
21	Cockshutt Plow Company Relief Association.....	1899	Sick and funeral benefits.....	348

INDEX AND LICENSE REGISTER—Continued

CLASS E—MUTUAL BENEFIT SOCIETIES

Ref. No.	Name of Insurer	When Organized or Incorporated	Classes of Insurance	Annual Statement (Page No.)
22	Consumers' Gas Company's Employees' Mutual Benefit Society	1918	Sick and funeral benefits	348
23	Czenstochower Aid Society	1916	Sick and funeral benefits	348
24	Daughters of England Benevolent Society	1895	Sick and funeral benefits	348
25	Dominion Forge and Stamping Company, Limited, Employees' Mutual Benefit Association	1920	Sick and funeral benefits	348
26	Dunlop Tire and Rubber Goods Employees' Mutual Benefit Society	1913	Sick and funeral benefits	348
27	Employees' Protective League of the Seaman, Kent Company, Limited	1912	Sick and funeral benefits	348
28	Engineers' Mutual Benefit Fund	1912	Sick and funeral benefits	348
29	Evening Telegram Employees' Benefit Society	1912	Sick and funeral benefits	348
30	Globe Printing Company's Employees' Benefit Society	1896	Sick and funeral benefits	348
31	Goold, Shapley & Muir Company, Employees' Relief Association	1913	Sick and funeral benefits	348
32	Grand Order of Israel	1908	Sick and funeral benefits	348
33	B. Greening Wire Company, Limited, Employees' Benefit Society	1910	Sick and funeral benefits	348
34	Gutta Percha and Rubber Mfg. Company of Toronto, Limited, Employees' Sick Benefit Society	1901	Sick and funeral benefits	348
35	H. A. Mutual Benefit Association	1918	Sick and funeral benefits	348
36	Hamilton St. Stanislaus Mutual Benefit Society	1916	Sick and funeral benefits	348
37	Hebrew Friendly Society	1909	Sick and funeral benefits	348
38	Hebrew Sick Benefit Society	1918	Sick and funeral benefits	348
39	Heintzman and Company's Employees' Benefit Society	1885	Sick and funeral benefits	348
40	Hibernians, Ancient Order of	1893	Sick and funeral benefits	348
41	Imperial Warrish and Colour Sick Benefit Society	1911	Sick and funeral benefits	348
42	Italian Brotherly Mutual Benefit Society	1930	Sick and funeral benefits	348
43	Italian Mutual Benefit Society of Port Arthur	1930	Sick and funeral benefits	348
44	Italo-Canadese Benevolent Society	1919	Sick and funeral benefits	348
45	Judean Benevolent and Friendly Society	1919	Sick and funeral benefits	349
46	Kieltsz Sick Benefit Society of Toronto	1914	Sick and funeral benefits	349
47	Knights of Pythias, Grand Lodge	1916	Sick and funeral benefits	349
48	Labour League Mutual Benefit Society	1927	Sick and funeral benefits	349
49	Leaside Mutual Aid Society	1923	Sick and funeral benefits	349
50	Linitzer Sick Benefit Society	1916	Sick and funeral benefits	349
51	Loyal Orange Young Britons, Lodge No. 33	1895	Sick and funeral benefits	349
52	Loyal Order of Moose	1917	Sick and funeral benefits	349
53	Loyal True Blue Association	1893	Sick and funeral benefits	349
54	MacLean Publishing Company, Limited, Mechanical Division, Mutual Benefit Association	1923	Sick and funeral benefits	349
55	Massey-Harris (Bain works) Employees' Mutual Benefit Association	1900	Sick and funeral benefits	349
56	Massey-Harris Brantford Employees' Benefit Association	1894	Sick and funeral benefits	349
57	Massey-Harris (Toronto) Employees' Mutual Benefit Society	1883	Sick and funeral benefits	349
58	Mozirer Sick Benefit Society	1906	Sick and funeral benefits	349
59	Mutual Masonic Compact	1893	Sick and funeral benefits	349
60	National Cash Register Company's Employees' Benefit Society	1907	Sick and funeral benefits	349
61	National Iron Works Employees' Mutual Benefit Society	1913	Sick and funeral benefits	349
62	Oddfellows, Independent Order of	1875	Sick and funeral benefits	345
63	Oddfellows, Manchester Unity, Independent Order of	1893	Sick and funeral benefits	349
64	Orange Grand Lodge, Ontario West	1891	Sick and funeral benefits	349
65	Order of Sons of Italy of Ontario Mutual Benefit Society	1928	Sick and funeral benefits	349
66	Ostrowetz Independent Mutual Benefit Society	1926	Sick and funeral benefits	349
67	Ottawa Hebrew Benefit Society	1915	Sick and funeral benefits	349
68	Ottawa Typographical Union No. 102	1895	Sick and funeral benefits	349
69	Polish Alliance Friendly Society	1907	Sick and funeral benefits	349
70	Polish Veterans Mutual Benefit Society	1930	Sick and funeral benefits	349
71	Postal Benefit Association of Toronto	1894	Sick and funeral benefits	349
72	Pride of Israel Sick Benefit Society	1905	Sick and funeral benefits	349
73	Rogers, Wm., Manufacturing Company, Welfare Society	1919	Sick and funeral benefits	349
74	Ryerson Press Benefit Society	1921	Sick and funeral benefits	349
75	Sawyer-Massey Company, Limited, Employees' Mutual Benefit Association	1911	Sick and funeral benefits	349
76	Simmons, Limited, Employees' Mutual Benefit Society	1923	Sick and funeral benefits	349
77	Slingsby Manufacturing Company, Limited, Employees' Benefit Association	1920	Sick and funeral benefits	349
78	Societa Figli di Mutuo Soccorso St. Anconia di Ottawa	1919	Sick and funeral benefits	349
79	Societa Italiana Di M. S. Guglielmo Marconi	1917	Sick and funeral benefits	349
80	Societa di Mutuo Soccorso Racalmutese	1919	Sick and funeral benefits	349
81	Societa di Mutuo Soccorso La Trinacria, Toronto	1914	Sick and funeral benefits	349

INDEX AND LICENSE REGISTER—Continued

CLASS E—MUTUAL BENEFIT SOCIETIES

Ref. No.	Name of Insurer	When Organized or Incorporated	Classes of Insurance	Annual Statement (Page No.)
82	Sons and Daughters of Canadian Lithuanian Mutual Benefit Society.....	1914	Sick and funeral benefits.....	349
83	Sons and Daughters of Ireland.....	1893	Sick and funeral benefits.....	349
84	Sons of Jacob Benevolent Society.....	1918	Sick and funeral benefits.....	349
85	St. Albert Friendly Society.....	1909	Sick and funeral benefits.....	349
86	St. Boniface Society.....	1894	Sick and funeral benefits.....	349
87	St. David's Mutual Benefit Society.....	1914	Sick and funeral benefits.....	349
88	St. Joseph's Aid Society (Formosa).....	1887	Sick and funeral benefits.....	349
89	Star of Italy Mutual Aid and Benevolent Society.....	1918	Sick and funeral benefits.....	349
90	Star Mutual Benefit Society.....	1926	Sick and funeral benefits.....	349
91	Theatrical Mutual Association of Hamilton.....	1907	Sick and funeral benefits.....	349
92	Theatrical Mutual Association, Toronto.....	1886	Sick and funeral benefits.....	349
93	Toronto Civic Employees' Benefit Association.....	1893	Sick and funeral benefits.....	349
94	Toronto Hebrew Benevolent Society.....	1899	Sick and funeral benefits.....	349
95	Toronto Hydro-Electric System Employees' Mutual Benefit Society.....	1914	Sick and funeral benefits.....	349
96	Toronto Independent Benevolent.....	1911	Sick and funeral benefits.....	349
97	Toronto Musical Protective Association.....	1894	Sick and funeral benefits.....	349
98	Toronto Railway Employees' Union and Benefit Society.....	1897	Sick and funeral benefits.....	349
99	Toronto Typographical Union No. 91.....	1894	Sick and funeral benefits.....	349
100	Transportation Club of Toronto.....	1917	Sick and funeral benefits.....	349
101	Ulga Mutual Benefit Society.....	1924	Sick and funeral benefits.....	349
102	Union of Ukrainian Brotherhoods.....	1911	Sick and funeral benefits.....	350
103	United Mutual Benefit Society of A. Pushkin.....	1931	Sick and funeral benefits.....	350
104	Verity Plow Company Relief Association.....	1899	Sick and funeral benefits.....	350
105	Warsaw Lodzer Mutual Benefit Society.....	1930	Sick and funeral benefits.....	350
106	Willys-Overland Employees' Mutual Benefit Society.....	1920	Sick and funeral benefits.....	350
107	Young Men's Hebrew Association.....	1912	Sick and funeral benefits.....	350
108	Zion Benevolent Society.....	1911	Sick and funeral benefits.....	350

CLASS F—COMPANIES DULY INCORPORATED TO UNDERTAKE INSURANCE CONTRACTS AND NOT WITHIN ANY OF THE CLASSES MENTIONED IN CLAUSES A, B, C, D AND E

Ref. No.	Name of Insurer	License No.	Classes of Insurance	Annual Statement (Page No.)
1	Commerce Mutual Fire Insurance Company.....	2442	Fire Insurance.....	363
2	Mutual Life Assurance Company of Canada.....	2443	Life Insurance.....	363
3	North American Life Assurance Company.....	2577	Life.....	363
4	Stanstead and Sherbrooke Fire Insurance Co.....	2444	Fire Insurance limited to the cash plan.....	363

CLASS G—RECIPROCAL OR INTER-INSURANCE EXCHANGES

Ref. No.	Name of Insurer	License No.	Classes of Insurance	Annual Statement (Page No.)
1	Affiliated Underwriters.....	2422	Fire Insurance.....	369
2	American Exchange Underwriters.....	2423	Fire Insurance.....	371
3	Canners Exchange.....	2424	Fire Insurance.....	373
4	Detroit Automobile Inter-Insurance Exchange.....	2425	Automobile Insurance, limited to persons who are members of the Detroit Automobile Club and members of other clubs in Michigan which are affiliated with the American Automobile Association.....	375
5	Equitable Fire Underwriters.....	2427	Fire Insurance.....	377
6	Fireproof-Sprinklered Underwriters.....	2428	Fire Insurance.....	379
7	Individual Underwriters.....	2429	Fire Insurance.....	381
8	Inter-Insurer's Exchange.....	2430	Fire Insurance.....	383
9	Lumbermen's Underwriting Alliance.....	2431	Fire Insurance.....	385
10	Manufacturing Lumbermen's Underwriters.....	2432	Fire Insurance.....	387
11	Metropolitan Inter-Insurers.....	2433	Fire Insurance.....	389
12	*National Lumber Manufacturers'.....	2434	Fire Insurance.....	391
13	New York Reciprocal Underwriters.....	2435	Fire Insurance.....	392
14	Reciprocal Exchange.....	2436	Fire Insurance.....	394
15	Tornado Inter-Insurance Exchange.....	2437	Weather, limited to loss or damage arising from tornado or cyclone and including resultant fire loss.....	396
16	Underwriters Exchange.....	2438	Fire Insurance.....	398
17	Warner Reciprocal Insurers.....	2439	Fire Insurance.....	400

*Withdrawn from Ontario, November 16th, 1931.

CLASS I—PENSION FUND ASSOCIATIONS

Ref. No.	Name of Insurer	License No.	Classes of Insurance	Annual Statement (Page No.)
1	Prevoyants du Canada (Les).....	2440	Life Insurance.....	405
2	Societe Saint Jean Baptiste De Montreal Caisse National.....	2441	Life Insurance.....	407

INDEX ADDENDA

NAMES OF INSURERS AUTHORIZED TO TRANSACT ADDITIONAL CLASSES OF INSURANCE BETWEEN JANUARY 1ST, 1932, AND DATE OF THIS REPORT

Name of Insurer	Supplementary License Number	Effective date of Supplementary License	Additional classes of insurance for which authorized
Atlas Assurance Co.....	3042A	Oct. 18, 1932	Accident, Automobile, Plate Glass and Burglary
British Northwestern Fire Insurance Co.....	2745B	Feb. 11, 1932	Accident, Inland Transportation, Plate Glass and Sickness
Federal Fire Insurance Company of Canada...	2563A	Jan. 8, 1932	Liability
Guildhall Insurance Co.....	2489A	Feb. 1, 1932	Burglary Insurance
Pearl Assurance Co.....	3365A	Aug. 15, 1932	Automobile
Pearl Assurance Co.....	3365B	Sept. 8, 1932	Accident, Burglary, Guarantee and Inland Transportation
Queen City Fire Insurance Co.....	2725A	Apr. 21, 1932	Hail

NAMES OF INSURERS NEWLY LICENSED BETWEEN JANUARY 1ST, 1932, AND DATE OF THIS REPORT

Name of Insurer	License No.	Effective date of License	Classes of Insurance
<i>Class A</i>			
British and Foreign Marine Insurance Co.	3474	Aug. 3, 1932	Inland Transportation
Lincoln Fire Insurance Co. of New York...	3476	Aug. 3, 1932	Fire Insurance
London and County Fire Insurance Co...	3477	July 1, 1932	Fire, Hail and Explosion
Urbaine Fire Insurance Company of Paris	3475	Aug. 3, 1932	Fire Insurance
<i>Class B</i>			
Indiana Lumbermen's Mutual Insurance Company.....	3478	Aug. 23, 1932	Fire, Hail, Explosion, Weather and Property
Pennsylvania Lumbermen's Mutual Fire Insurance Company.....	2910	Feb. 3, 1932	Fire, Hail, Weather and Property
<i>Class E</i>			
Chemical Mutual Benefit Society.....	3390	July 4, 1932	Sick and Funeral Benefits
Knights of Malta, Chapter General of Canada.....	3483	Sept. 18, 1932	Sick and Funeral Benefits
Mutual Benefit Society of Alumnae Association, Victoria Hospital School of Nursing.....	3481	Aug. 8, 1932	Sick and Funeral Benefits

NAMES OF INSURERS WITHDRAWN OR CEASED TO TRANACT BUSINESS BETWEEN
JANUARY 1ST, 1932, AND DATE OF THIS REPORT

Name of Insurer	
<i>Class A</i>	
Aero Indemnity Company.....	Withdrawn from Canada, May 17th, 1932.
Aero Insurance Company.....	Withdrawn from Canada, May 17th, 1932.
American and Foreign Insurance Company	License not renewed.
Bankers Indemnity Company.....	Withdrawn from Canada. License not renewed, June 29th, 1932.
Canada National Fire Insurance Company..	Went into voluntary liquidation, September 30th, 1932. Reinsured by by Sun Insurance Office.
Chicago Fire & Marine Insurance Company	License not renewed. Reinsured in Lincoln Fire Insurance Company.
Mouarch Accident Insurance Company....	License not renewed. Reinsured in Protective Association of Canada, January 1st, 1932.
Mount Royal Assurance Company.....	License not renewed. Reinsured in Great American Indemnity Company and the County Fire Insurance Company of Philadelphia, November 15th, 1931.
Universal Insurance Company.....	Withdrawn from Canada, June 30th, 1932. Fire liability reinsured with American Insurance Company of Newark.
<i>Class B</i>	
Mutual Life Insurance Co. of New York...	Discontinued writing new business in Canada as of August 1st, 1932.
National Mutual Assurance Company.....	License not renewed. All outstanding liability assumed by Keystone Mutual Fire Insurance Company and Manton Mutual Fire Insurance Company as of April 13th, 1932.
Narragansett Mutual Fire Insurance Com- pany.....	Reinsured with the Mercantile Mutual Fire Insurance Company, Providence, R.I., as of noon, December 31, 1932.
Sydenham Mutual Fire Insurance Company	Reinsured in The Wawanesa Mutual Insurance Company as of January 1st, 1932, by agreement, dated November 24th, 1931, and Order-in- Council, dated January 5th, 1932.
<i>Class D</i>	
Knights of Malta, Chapter General of Canada	Reinsured with The Ontario Equitable Life and Accident Insurance Company, September 15th, 1932, pursuant to agreement, dated July 18th, 1932 and Order-in-Council, dated September 15th, 1932. (License continued as a Mutual Benefit Society.)
<i>Class E</i>	
Employees Protective League of the Seamen, Kent Company.....	License not renewed in 1932.
Massey-Harris Company Employees Mutual Benefit Association, Bain Works.....	Wound up under The Ontario Companies Act, April 30th, 1932.

I
ANNUAL STATEMENTS

A
JOINT STOCK INSURANCE
COMPANIES

N.B.—The following is the note referred to at the foot of certain pages pertaining to Joint Stock, Mutual, Cash Mutual, Fraternal, and Miscellaneous Insurers, viz.:

The insurer is also licensed pursuant to *The Insurance Act (Dominion)*, and its affairs are reported upon in detail in the Annual Report of the Dominion Superintendent of Insurance. Accordingly it has been required to file only a modified statement with the Ontario Department as authorized by Section 70 (2) of the Act.

A

ACADIA FIRE INSURANCE COMPANY*

HEAD OFFICE, HALIFAX, N.S.

Officers.—President, A. E. Jones, Halifax, N.S.; Vice-President, C. H. Mitchell, Halifax, N.S.; Secretary-Treasurer, R. J. Lawrence, Halifax, N.S.

Directors.—T. F. Tobin, K.C., Halifax, N.S.; G. R. Hart, Halifax, N.S.; W. M. P. Webster, Halifax, N.S.; J. B. Paterson, Montreal, Que.

Chief or General Agent in Ontario.—Percy E. Henderson, 18 Toronto St., Toronto.

Date of Incorporation.—March 31, 1862. *Date commenced business in Canada.*—1862.

	PREMIUMS WRITTEN—CLAIMS INCURRED	
Capital stock paid in cash.....	\$400,000	Premiums—Ontario (net).....
Total assets.....	1,132,476	Premiums—Total business (net)...
Total liabilities.....	196,086	Claims—Ontario (net).....
Surplus protection—Policyholders.	936,390	Claims—Total business (net)....

AERO INDEMNITY COMPANY*

HEAD OFFICE, NEW YORK, N.Y.

Principal Office in Canada, Toronto, Ontario

Manager or Chief Executive Officer in Canada.—G. Gordon Lewis, 465 St. John St., Montreal.

Chief or General Agent in Ontario.—W. A. Curtis & Co., 357 Bay St., Toronto.

Date of Incorporation.—Oct. 10, 1928. *Date commenced business in Canada.*—Mar. 30, 1929.

	PREMIUMS WRITTEN—CLAIMS INCURRED	
Capital stock paid in cash.....	\$1,000,000	Premiums—Ontario (net).....
Assets in Canada.....	36,061	Premiums—Canada (net).....
Liabilities in Canada.....	12,416	Claims—Ontario (net).....
		Claims—Canada (net).....(Cr) 2,738

AERO INSURANCE COMPANY*

HEAD OFFICE, NEW YORK, N.Y.

Principal Office in Canada, Toronto, Ontario

Manager or Chief Executive Officer in Canada.—G. Gordon Lewis, 465 St. John St., Montreal.

Chief or General Agent in Ontario.—W. A. Curtis & Co., 357 Bay St., Toronto.

Date of Incorporation.—Oct. 10, 1928. *Date commenced business in Canada.*—Mar. 30, 1929

	PREMIUMS WRITTEN—CLAIMS INCURRED	
Capital stock paid in cash.....	\$500,000	Premiums—Ontario (net).....
Assets in Canada.....	\$9,471	Premiums—Canada (net).....
Liabilities in Canada.....	21,251	Claims—Ontario (net).....
		Claims—Canada (net).....

AETNA CASUALTY AND SURETY COMPANY*

HEAD OFFICE, HARTFORD, CONN., U.S.A.

Principal Office in Canada, Montreal

Manager or Chief Executive Officers in Canada.—E. J. Christmas, Montreal.

Chief or General Agent in Ontario.—R. I. Clancey, C.P.R. Bldg., Toronto.

Date of Incorporation.—May 2, 1883. *Date commenced business in Canada.*—May 26, 1921.

	PREMIUMS WRITTEN—CLAIMS INCURRED	
Capital stock paid in cash.....	\$3,000,000	Premiums—Ontario (net).....
Assets in Canada.....	170,395	Premiums—Canada (net).....
Liabilities in Canada.....	12,409	Claims—Ontario (net).....
		Claims—Canada (net).....

*See note on page 1.

AETNA INSURANCE COMPANY*

HEAD OFFICE, HARTFORD, CONN., U.S.A.

Principal Office in Canada, Toronto

Manager or Chief Executive Officers in Canada.—A. M. M. Kirkpatrick, 15 Toronto St., Toronto.*Chief or General Agent in Ontario.*—A. M. M. Kirkpatrick, 15 Toronto St., Toronto.*Date of Incorporation.*—June 5, 1818. *Date commenced business in Canada.*—1821.

Capital stock paid in cash.....	\$7,500,000	PREMIUMS WRITTEN—CLAIMS INCURRED	
Assets in Canada.....	1,022,779	Premiums—Ontario (net).....	\$234,097
Liabilities in Canada.....	353,094	Premiums—Canada (net).....	531,900
		Claims—Ontario (net).....	62,156
		Claims—Canada (net).....	257,760

AETNA LIFE INSURANCE COMPANY*

HEAD OFFICE, HARTFORD, CONN.

Principal Office in Canada, Montreal, Que.

Manager or Chief Executive Officer in Canada.—E. J. Christmas, Montreal.*Chief or General Agent in Ontario.*—R. I. Clancey, C.P.R. Building, Toronto.*Date of Incorporation.*—June, 1850. *Date commenced business in Canada.*—1850.

Capital stock paid in cash.....	\$15,000,000	PREMIUMS WRITTEN—CLAIMS INCURRED	
<i>Life:</i>		<i>Life:</i>	
Assets in Canada.....	12,949,299	Premiums—Ontario (net).....	\$622,501
Ontario business in force (gross)...	41,535,521	Premiums—Canada (net).....	1,992,118
Canadian business in force (gross)...	92,258,101	Death Claims—Ontario (net)....	1,010,050
		Death Claims—Canada (net)....	823,228
<i>Other than Life:</i>		<i>Other than Life:</i>	
Assets in Canada.....	141,184	Premiums—Ontario (net).....	15,423
Liabilities in Canada.....	6,249	Premiums—Canada (net).....	30,403
		Claims—Ontario (net).....	9,209
		Claims—Canada (net).....	18,877

AGRICULTURAL INSURANCE COMPANY*

HEAD OFFICE, WATERTOWN, N.Y.

Principal Office in Canada, Toronto, Ont.

Manager or Chief Executive Officer in Canada.—Percy S. Grant, Toronto.*Chief or General Agent in Ontario.*—Percy S. Grant, 12 Wellington St. E., Toronto.*Date of Incorporation.*—1853. *Date commenced business in Canada.*—1870.

Capital stock paid in cash.....	\$3,000,000	PREMIUMS WRITTEN—CLAIMS INCURRED	
Assets in Canada.....	165,948	Premiums—Ontario (net).....	\$28,624
Liabilities in Canada.....	47,264	Premiums—Canada (net).....	62,582
		Claims—Ontario (net).....	19,578
		Claims—Canada (net).....	41,754

ALLIANCE ASSURANCE COMPANY, LIMITED*

HEAD OFFICE, LONDON, ENGLAND

Principal Office in Canada, Montreal

Manager or Chief Executive Officer in Canada.—E. E. Kenyon, Montreal.*Chief or General Agent in Ontario.*—Heber R. Smith, 36 Toronto St., Toronto.*Date of Incorporation.*—August 4, 1821. *Date commenced business in Canada.*—March 1, 1892.

Capital stock paid in cash.....	£1,000,000	PREMIUMS WRITTEN—CLAIMS INCURRED	
Assets in Canada.....	\$1,188,958	Premiums—Ontario (net).....	\$181,987
Liabilities in Canada.....	586,119	Premiums—Canada (net).....	767,505
		Claims—Ontario (net).....	98,686
		Claims—Canada (net).....	481,127

* See note on page 1.

ALLIANCE CASUALTY COMPANY*

HEAD OFFICE, PHILADELPHIA, PA.

Principal Office in Canada.—100 Adelaide St. W., Toronto, Ont.*Manager or Chief Executive Officer in Canada.*—H. C. Mills, 100 Adelaide St. W., Toronto, Ont.*Chief Agent in the Province.*—H. C. Mills, Toronto, Ont.*Date of Incorporation.*—July 24, 1928. *Date commenced business in Canada.*—March 3, 1931.

Capital stock paid in cash.....	\$1,000,000	PREMIUMS WRITTEN—CLAIMS INCURRED	
Assets in Canada.....	20,800	Premiums—Ontario (net).....	Nil
Liabilities in Canada.....	Nil	Premiums—Canada (net).....	Nil
		Claims—Ontario (net).....	Nil
		Claims—Canada (net).....	Nil

ALLIANCE INSURANCE COMPANY OF PHILADELPHIA*

HEAD OFFICE, PHILADELPHIA, PA.

Principal Office in Canada, Toronto, Ont.

Manager or Chief Executive Officer in Canada.—H. C. Mills, 100 Adelaide St. W., Toronto.*Chief or General Agent in Ontario.*—Parkes, McVittie & Shaw, 4 Richmond St. E., Toronto.*Date of Incorporation.*—Dec. 5, 1904. *Date commenced business in Canada.*—Oct., 1918.

Capital stock paid in cash.....	\$1,000,000	PREMIUMS WRITTEN—CLAIMS INCURRED	
Assets in Canada.....	383,971	Premiums—Ontario (net).....	\$63,077
Liabilities in Canada.....	119,141	Premiums—Canada (net).....	184,778
		Claims—Ontario (net).....	49,476
		Claims—Canada (net).....	124,165

AMERICAN ALLIANCE INSURANCE COMPANY*

HEAD OFFICE, NEW YORK, N.Y.

Principal Office in Canada.—Montreal, Que.*Manager or Chief Executive Officer in Canada.*—Herbert C. Bourne, 465 St. John St., Montreal Que.*Chief or General Agent in Ontario.*—William Robins, Dominion Bank Bldg., Toronto, Ont.*Date of Incorporation.*—1897. *Date commenced business in Canada.*—1919.

Capital stock paid in cash.....	\$3,000,000	PREMIUMS WRITTEN—CLAIMS INCURRED	
Assets in Canada.....	304,844	Premiums—Ontario (net).....	\$17,105
Liabilities in Canada.....	56,572	Premiums—Canada (net).....	72,703
		Claims—Ontario (net).....	48
		Claims—Canada (net).....	32,581

AMERICAN AUTOMOBILE FIRE INSURANCE COMPANY*

HEAD OFFICE, ST. LOUIS, MO.

Principal Office in Canada, Toronto, Ont.

Manager or Chief Executive Officer in Canada.—H. Begg, Toronto.*Chief or General Agent in Ontario.*—H. Begg, 14 Toronto St., Toronto.*Date of Incorporation.*—1927. *Date commenced business in Canada.*—1927.

Capital stock paid in cash.....	\$500,000	PREMIUMS WRITTEN—CLAIMS INCURRED	
Assets in Canada.....	308,674	Premiums—Ontario (net).....	\$176,989
Liabilities in Canada.....	133,663	Premiums—Canada (net).....	254,865
		Claims—Ontario (net).....	70,009
		Claims—Canada (net).....	110,914

THE AMERICAN AUTOMOBILE INSURANCE COMPANY*

HEAD OFFICE, ST. LOUIS, MISSOURI

Principal Office in Canada, Toronto, Ont.

Manager or Chief Executive Officer in Canada.—H. Begg, Toronto.*Chief or General Agent in Ontario.*—H. Begg, 14 Toronto St., Toronto.*Date of Incorporation.*—1911. *Date commenced business in Canada.*—March 20, 1923.

Capital stock paid in cash.....	\$1,000,000	PREMIUMS WRITTEN—CLAIMS INCURRED	
Assets in Canada.....	686,680	Premiums—Ontario (net).....	\$487,721
Liabilities in Canada.....	434,742	Premiums—Canada (net).....	570,459
		Claims—Ontario (net).....	314,010
		Claims—Canada (net).....	379,747

*See note on page 1.

AMERICAN CENTRAL INSURANCE COMPANY*

HEAD OFFICE, ST. LOUIS, MISSOURI

Principal Office in Canada, Winnipeg, Man.

Manager or Chief Executive Officer in Canada.—John Holroyde, 388 St. James St. West, Montreal, Que.*Chief or General Agent in Ontario.*—Dale & Co., Ltd., Metropolitan Bldg., Toronto, Ont.*Date of Incorporation.*—1853. *Date commenced business in Canada.*—April, 1909.

Capital stock paid in cash.....	\$1,000,000	PREMIUMS WRITTEN—CLAIMS INCURRED	
Assets in Canada.....	408,089	Premiums—Ontario (net).....	\$21,592
Liabilities in Canada.....	83,427	Premiums—Canada (net).....	81,674
		Claims—Ontario (net).....	19,609
		Claims—Canada (net).....	111,893

AMERICAN COLONY INSURANCE COMPANY*

HEAD OFFICE, NEW YORK, N.Y.

(Principal Office in Canada, Montreal, Que.)

Manager or Chief Executive Officer in Canada.—J. A. Blondeau, Montreal.*Chief or General Agent in Ontario.*—H. Begg, 14 Toronto St., Toronto.*Date of Incorporation.*—November 30, 1910. *Date commenced business in Canada.*—December 1, 1910.

Capital stock paid in cash.....	\$750,000	PREMIUMS WRITTEN—CLAIMS INCURRED	
Assets in Canada.....	102,835	Premiums—Ontario (net).....	\$22,152
Liabilities in Canada.....	21,300	Premiums—Canada (net).....	40,582
		Claims—Ontario (net).....	21,400
		Claims—Canada (net).....	28,923

AMERICAN CREDIT INDEMNITY COMPANY OF NEW YORK*

HEAD OFFICE, ST. LOUIS, MISSOURI

Principal Office in Canada, Toronto

Manager or Chief Executive Officer in Canada.—O. B. Thibaudeau, Toronto.*Chief or General Agent in Ontario.*—O. B. Thibaudeau, Metropolitan Bldg., Toronto.*Date of Incorporation.*—1893. *Date commenced business in Canada.*—March 6, 1923.

Capital stock paid in cash.....	\$1,000,000	PREMIUMS WRITTEN—CLAIMS INCURRED	
Assets in Canada.....	341,118	Premiums—Ontario (net).....	\$90,359
Liabilities in Canada.....	149,139	Premiums—Canada (net).....	183,955
		Claims—Ontario (net).....	76,946
		Claims—Canada (net).....	142,800

AMERICAN EQUITABLE ASSURANCE COMPANY OF NEW YORK*

HEAD OFFICE, NEW YORK, N.Y.

Principal Office in Canada, Montreal, P.Q.

Manager or Chief Executive Officer in Canada.—J. A. Blondeau, 465 St. John St., Montreal.*Chief or General Agent in Ontario.*—Grover D. Leyland, Metropolitan Bldg., Toronto.*Date of Incorporation.*—1919. *Date commenced business in Canada.*—November 6, 1919.

Capital stock paid in cash.....	\$1,000,000	PREMIUMS WRITTEN—CLAIMS INCURRED	
Assets in Canada.....	137,693	Premiums—Ontario (net).....	\$42,780
Liabilities in Canada.....	83,596	Premiums—Canada (net).....	125,606
		Claims—Ontario (net).....	38,106
		Claims—Canada (net).....	85,342

AMERICAN AND FOREIGN INSURANCE COMPANY*

HEAD OFFICE, NEW YORK, N.Y.

Principal Office in Canada, Montreal, Que.

Manager or Chief Executive Officer in Canada.—Robert J. Dale, Montreal.*Chief or General Agent in Ontario.*—Arthur Tucker, Metropolitan Bldg., Toronto.*Date of Incorporation.*—December, 1896. *Date commenced business in Canada.*—January 1, 1904.

Capital stock paid in cash.....	\$1,500,000	PREMIUMS WRITTEN—CLAIMS INCURRED	
Assets in Canada.....	54,786	Premiums—Ontario (net).....	\$858
Liabilities in Canada.....	Nil	Premiums—Canada (net).....	3,053
		Claims—Ontario (net).....	Nil
		Claims—Canada (net).....	Nil

*See note on page 1.

AMERICAN HOME FIRE ASSURANCE COMPANY*

HEAD OFFICE, NEW YORK CITY, N.Y.

Principal Office in Canada, Montreal, Que.

Manager or Chief Executive Officer in Canada.—R. E. Schofield, 260 Notre Dame St. W., Montreal.*Chief or General Agent in Ontario.*—E. C. G. Johnson, Sterling Tower, Bay St., Toronto.*Date of Incorporation.*—May 29, 1928. *Date commenced business in Canada.*—October 16, 1929.

Capital stock paid in cash.....	\$1,000,000	PREMIUMS WRITTEN—CLAIMS INCURRED	
Assets in Canada.....	250,258	Premiums—Ontario (net).....	\$35,873
Liabilities in Canada.....	97,359	Premiums—Canada (net).....	168,342
		Claims—Ontario (net).....	19,010
		Claims—Canada (net).....	86,539

AMERICAN INSURANCE COMPANY*

HEAD OFFICE, NEWARK, N.J.

Principal Office in Canada, Toronto, Ont.

Manager or Chief Executive Officer in Canada.—Wm. Thompson, Toronto.*Chief or General Agent in Ontario.*—Wm. Thompson, 805 Metropolitan Bldg., Toronto.*Date of Incorporation.*—February 20, 1846. *Date commenced business in Canada.*—June 28, 1912.

Capital stock paid in cash.....	\$6,687,480	PREMIUMS WRITTEN—CLAIMS INCURRED	
Assets in Canada.....	247,562	Premiums—Ontario (net).....	\$34,347
Liabilities in Canada.....	76,964	Premiums—Canada (net).....	115,693
		Claims—Ontario (net).....	12,003
		Claims—Canada (net).....	69,677

AMERICAN SURETY COMPANY OF NEW YORK*

HEAD OFFICE, NEW YORK, N.Y.

Principal Office in Canada, Toronto, Ont.

Manager or Chief Executive Officer in Canada.—W. H. Hall, Metropolitan Bldg., Toronto.*Chief or General Agent in Ontario.*—W. H. Hall, Metropolitan Bldg., Toronto.*Date of Incorporation.*—April 1, 1884. *Date commenced business in Canada.*—July, 1887.

Capital stock paid in cash.....	\$7,500,000	PREMIUMS WRITTEN—CLAIMS INCURRED	
Assets in Canada.....	149,070	Premiums—Ontario (net).....	\$49,491
Liabilities in Canada.....	38,638	Premiums—Canada (net).....	73,029
		Claims—Ontario (net).....	6,755
		Claims—Canada (net).....	8,016

ANGLO-SCOTTISH INSURANCE COMPANY, LIMITED*

HEAD OFFICE, LONDON, ENGLAND

Principal Office in Canada, Vancouver, B.C.

Manager or Chief Executive Officer in Canada.—Thos. W. Greer, Vancouver.*Chief or General Agent in Ontario.*—Armstrong, De Witt & Crossin, Ltd., Excelsior Life Bldg., Toronto, Ont.*Date of Incorporation.*—1909. *Date commenced business in Canada.*—May, 1923.

Capital stock paid in cash.....	£35,000	PREMIUMS WRITTEN—CLAIMS INCURRED	
Assets in Canada.....	\$448,405	Premiums—Ontario (net).....	\$87,445
Liabilities in Canada.....	276,024	Premiums—Canada (net).....	303,875
		Claims—Ontario (net).....	36,896
		Claims—Canada (net).....	157,467

THE ATLAS ASSURANCE COMPANY, LIMITED*

HEAD OFFICE, LONDON, ENGLAND

Principal Office in Canada, Montreal, P.Q.

Manager or Chief Executive Officer in Canada.—Clarence E. Sanders, Montreal.*Chief or General Agent in Ontario.*—Irving W. Smith, 54 Adelaide St. E., Toronto.*Date of Incorporation.*—1808. *Date commenced business in Canada.*—March 7, 1887.

Capital stock paid in cash.....	£550,000	PREMIUMS WRITTEN—CLAIMS INCURRED	
Assets in Canada.....	\$1,005,028	Premiums—Ontario (net).....	\$229,201
Liabilities in Canada.....	526,298	Premiums—Canada (net).....	686,188
		Claims—Ontario (net).....	128,029
		Claims—Canada (net).....	433,349

*See note on page 1.

AUTOMOBILE INSURANCE COMPANY OF HARTFORD, CONNECTICUT*

HEAD OFFICE, HARTFORD, CONN.

Principal Office in Canada, Montreal, Que.

Manager or Chief Executive Officer in Canada.—Robert J. Dale, Montreal.*Chief or General Agent in Ontario.*—Arthur Tucker, Metropolitan Bldg., Toronto.*Date of Incorporation.*—1907. *Date commenced business in Canada.*—May 17, 1924.

Capital stock paid in cash.....	\$5,000,000	PREMIUMS WRITTEN—CLAIMS INCURRED	
Assets in Canada.....	183,977	Premiums—Ontario (net).....	\$20,277
Liabilities in Canada.....	29,368	Premiums—Canada (net).....	178,682
		Claims—Ontario (net).....	17,598
		Claims—Canada (net).....	87,706

BALOISE FIRE INSURANCE COMPANY*

HEAD OFFICE, BASLE, SWITZERLAND

Principal Office in Canada, Montreal, Que.

Manager or Chief Executive Officer in Canada.—A. H. Johnstone, Insurance Exchange Bldg., Montreal.*Chief or General Agent in Ontario.*—H. Begg, 14 Toronto St., Toronto.*Date of Incorporation.*—1863. *Date commenced business in Canada.*—March 1, 1922.

Capital stock paid in cash.....	Swiss Fres. 4,000,000	PREMIUMS WRITTEN—CLAIMS INCURRED	
Assets in Canada.....	\$177,795	Premiums—Ontario (net).....	\$41,781
Liabilities in Canada.....	87,745	Premiums—Canada (net).....	116,017
		Claims—Ontario (net).....	20,988
		Claims—Canada (net).....	76,664

BANKERS INDEMNITY INSURANCE COMPANY*

HEAD OFFICE, NEWARK, N.J.

Principal Office in Canada, 805 Metropolitan Bldg., Toronto, Ont.

Manager or Chief Executive Officer in Canada.—William Thompson, Metropolitan Building, Toronto.*Chief or General Agent in Ontario.*—William Thompson, Toronto.*Date of Incorporation.*—1925. *Date commenced business in Canada.*—August 10th, 1929.

Capital stock paid in cash.....	\$1,000,000	PREMIUMS WRITTEN—CLAIMS INCURRED	
Assets in Canada.....	101,695	Premiums—Ontario (net).....	\$943
Liabilities in Canada.....	6,492	Premiums—Canada (net).....	1,620
		Claims—Ontario (net).....	Nil
		Claims—Canada (net).....	7,144

BEAVER FIRE INSURANCE COMPANY*

HEAD OFFICE, WINNIPEG, MAN.

Officers.—President, G. W. Allan, K.C., Winnipeg; Vice-Presidents, A. Gouzee, Winnipeg, and C. E. Sword, Toronto; Managing Director, A. DeJardin, Winnipeg; Secretary, G. DeJardin, Winnipeg, Man.*Directors.*—N. C. Byers, A. Gouzee, G. W. Allan, K.C., A. DeJardin, G. DeJardin, D. H. Laird, K.C., F. T. Griffin, E. D. McCallum and C. E. Sword, Toronto.*Chief or General Agent in Ontario.*—Colin E. Sword, Metropolitan Bldg., Toronto.*Date of Incorporation.*—May 16, 1916. *Date commenced business in Canada.*—January, 1914.

Capital stock paid in cash.....	\$300,500	PREMIUMS WRITTEN—CLAIMS INCURRED	
Total assets.....	482,584	Premiums—Ontario (net).....	\$5,400
Total liabilities.....	64,880	Premiums—Total business (net).....	29,812
Surplus protection of policyholders	417,704	Claims—Ontario (net).....	2,352
		Claims—Total business (net).....	14,711

*See note on page 1.

BOILER INSPECTION & INSURANCE COMPANY OF CANADA*

HEAD OFFICE, TORONTO, ONT.

Officers.—President and General Manager, Henry N. Roberts, Toronto; Vice-President, J. R. L. Starr, K.C., Toronto; Secretary, J. P. Byrne, Toronto.

Directors.—Henry N. Roberts, Toronto; J. J. Graham, Hartford, Conn.; W. R. C. Corson, Hartford, Conn.; J. R. L. Starr, K.C., Toronto; R. R. Corson, Toronto; J. P. Byrne, Toronto; H. Mudge, Montreal.

Date of Incorporation.—April 8, 1875. *Date commenced business in Canada.*—October 9, 1875.

Capital stock paid in cash.....	\$100,100	PREMIUMS WRITTEN—CLAIMS INCURRED	
Total assets.....	1,006,193	Premiums—Ontario (net).....	\$180,786
Total liabilities.....	459,640	Premiums—Total business (net)...	350,587
Surplus protection of policyholders	546,553	Claims—Ontario (net).....	11,314
		Claims—Total business (net)....	29,485

BOSTON INSURANCE COMPANY*

HEAD OFFICE, BOSTON, MASS.

Principal Office in Canada, Winnipeg, Man.

Manager or Chief Executive Officer in Canada.—Geo. J. K. Irvine, 701 Lindsay Building, Winnipeg, Man.

Chief or General Agent in Ontario.—Murphy, Love, Hamilton & Bascome, Dominion Bank Building, Toronto, Ont.

Date of Incorporation.—1873. *Date commenced business in Canada.*—1918.

Capital stock paid in cash.....	\$3,000,000	PREMIUMS WRITTEN—CLAIMS INCURRED	
Assets in Canada.....	169,353	Premiums—Ontario (net).....	\$11,341
Liabilities in Canada.....	53,349	Premiums—Canada (net).....	71,929
		Claims—Ontario (net).....	3,812
		Claims—Canada (net).....	67,407

BRITISH AMERICA ASSURANCE COMPANY*

HEAD OFFICE, TORONTO, ONT.

Officers.—President, E. A. Brownell, Toronto; Vice-Presidents, H. C. Cox, Toronto; Geo. A. Morrow, Toronto; C. S. Wainwright, Toronto; General Manager, Kenneth Thom, Toronto; Asst. General Manager and Secretary, G. Stubington, Toronto.

Directors.—E. A. Brownell, Sir John Aird, Toronto; Lt. Col. Henry Brock, Toronto; D. B. Hanna, Toronto; Miller Lash, K.C., Toronto; Major-Gen. Sir Henry Pellatt, C.V.O., Toronto; E. R. Wood, Toronto; E. Willans, Toronto; W. D. Robb, Montreal; Geo. A. Morrow, Toronto; H. C. Cox, Toronto; W. M. Cox, Toronto; D. G. Wakeman, New York; H. J. Wyatt, New York; J. L. Parsons, New York; W. H. McWilliams, Winnipeg; C. S. Wainwright, Toronto.

Date of Incorporation.—February 13, 1833. *Date commenced business in Canada.*—June 10, 1833.

Capital stock paid in cash.....	\$750,000	PREMIUMS WRITTEN—CLAIMS INCURRED	
Total assets.....	4,331,378	Premiums—Ontario (net).....	\$385,619
Total liabilities.....	2,578,922	Premiums—Total business (net)...	2,820,317
Surplus protection of policyholders	1,752,455	Claims—Ontario (net).....	158,559
		Claims—Total business (net)....	1,669,144

BRITISH CANADIAN INSURANCE COMPANY*

HEAD OFFICE, MONTREAL, QUE.

Officers.—President, E. A. Brownell; General Manager, Kenneth Thom, Toronto; Vice-Presidents, Geo. A. Morrow, Toronto; H. C. Cox, Toronto; C. S. Wainwright, Toronto; Assistant General Manager and Secretary, G. Stubington.

Directors.—E. A. Brownell, H. C. Cox, G. A. Morrow, E. R. Wood, E. Willans, C. S. Wainwright, all of Toronto.

Chief or General Agent in Ontario.—E. A. Brownell, 16-22 Wellington St. E., Toronto.

Date of Incorporation.—1918. *Date commenced business in Canada.*—June 1, 1918.

Capital stock paid in cash.....	\$300,000	PREMIUMS WRITTEN—CLAIMS INCURRED	
Total assets.....	500,082	Premiums—Ontario (net).....	\$62,828
Total liabilities.....	196,945	Premiums—Total business (net)...	195,108
Surplus protection of policyholders	303,137	Claims—Ontario (net).....	24,855
		Claims—Total business (net)....	114,602

*See note on page 1.

BRITISH COLONIAL FIRE INSURANCE COMPANY*

HEAD OFFICE, MONTREAL, P.Q.

Officers.—President, Theodore Meunier, Montreal; Vice-President, B. A. Charlebois, Montreal; General Manager, Theodore Meunier, Montreal.

Directors.—Hon. E. L. Patenaude, Montreal; J. V. Rainnie, Halifax, N.S.; L. H. Desjardins, Terrebonne, P.Q.; B. Spyket, Paris, France; J. W. Cochran, New York, N.Y.; B. N. Carvalho, Hartford, Conn.; R. E. Cox, Montreal; C. F. Sturham, Hartford, Conn.; R. M. Redmond, Montreal; C. K. Beveridge, St. John, N.B.; P. A. Boutin, Quebec; A. T. Tamblin, New York, N.Y.; Gustave Monette, Montreal; Peter Walsh, Toronto; B. A. Charlebois, Montreal; Theodore Meunier, Montreal.

Chief or General Agent in Ontario.—Smith & Walsh, Ltd., 27 Wellington St. E., Toronto.

Date of Incorporation.—May 19, 1909. *Date commenced business in Canada.*—June 1, 1912

		PREMIUMS WRITTEN—CLAIMS INCURRED	
Capital stock paid in cash.....	\$100,340	Premiums—Ontario (net).....	\$197,151
Total assets.....	702,489	Premiums—Total business (net)...	458,948
Total liabilities.....	407,815	Claims—Ontario (net).....	141,533
Surplus protection of policyholders	294,674	Claims—Total business (net)....	317,368

BRITISH CROWN ASSURANCE CORPORATION, LIMITED*

HEAD OFFICE, GLASGOW, SCOTLAND

Principal Office in Canada, Toronto, Ont.

Manager or Chief Executive Officer in Canada.—J. H. Riddell, Toronto.

Chief or General Agent in Ontario.—J. H. Riddell, 217 Bay St., Toronto.

Date of Incorporation.—March, 1907. *Date commenced business in Canada.*—January 1, 1907.

		PREMIUMS WRITTEN—CLAIMS INCURRED	
Capital stock paid in cash.....	\$125,000	Premiums—Ontario (net).....	\$141,919
Assets in Canada.....	452,099	Premiums—Canada (net).....	348,290
Liabilities in Canada.....	260,910	Claims—Ontario (net).....	85,190
		Claims—Canada (net).....	189,201

BRITISH EMPIRE ASSURANCE COMPANY*

HEAD OFFICE, TORONTO, ONT.

Officers.—President, E. A. Brownell, Toronto; Vice-Presidents, H. C. Cox, G. A. Morrow, C. S. Wainwright, Toronto; Secretary, G. Stubington, Toronto; General Manager, Kenneth Thom, Toronto.

Directors.—E. A. Brownell, W. M. Cox, H. C. Cox, G. A. Morrow, E. R. Wood, E. Willans, C. S. Wainwright, all of Toronto; and J. Lester Parsons, D. G. Wakeman and H. J. Wyatt, of New York.

Chief or General Agent in Ontario.—Wilfrid M. Cox, 16-22 Wellington St. E., Toronto.

Date of Incorporation.—June 11, 1928. *Date commenced business in Canada.*—June 25, 1928

		PREMIUMS WRITTEN—CLAIMS INCURRED	
Capital stock paid in cash.....	\$100,000	Premiums—Ontario (net).....	\$130,857
Total assets.....	457,399	Premiums—Total business (net)...	293,633
Total liabilities.....	252,198	Claims—Ontario (net).....	67,673
Surplus protection of policyholders	205,201	Claims—Total business (net)....	161,378

THE BRITISH & EUROPEAN INSURANCE COMPANY, LIMITED*

HEAD OFFICE, LONDON, ENGLAND

Principal Office in Canada, Montreal, Que.

Manager or Chief Executive in Canada.—John Holroyde, Montreal.

Chief or General Agent in Ontario.—Stanley Moss, c/o Fidelity Agency of Canada, Ltd., 53 Adelaide St. E., Toronto.

Date of Incorporation.—1908. *Date commenced business in Canada.*—July 7, 1923.

		PREMIUMS WRITTEN—CLAIMS INCURRED	
Capital stock paid in cash.....	£50,000	Premiums—Ontario (net).....	\$15,523
Assets in Canada.....	\$103,240	Premiums—Canada (net).....	52,028
Liabilities in Canada.....	54,208	Claims—Ontario (net).....	13,732
		Claims—Canada (net).....	36,295

*See note on page 1.

THE BRITISH GENERAL INSURANCE COMPANY, LIMITED*

HEAD OFFICE, LONDON, ENGLAND

Principal Office in Canada, Montreal, Que.

Manager or Chief Executive Officer in Canada.—John Holroyde, Montreal.*Chief or General Agent in Ontario.*—E. P. Beatty, Temple Bldg., Toronto.*Date of Incorporation.*—1904. *Date commenced business in Canada.*—January 1, 1920.

Capital stock paid in cash.....	£175,000	PREMIUMS WRITTEN—CLAIMS INCURRED	
Assets in Canada.....	\$194,968	Premiums—Ontario (net).....	\$47,774
Liabilities in Canada.....	122,497	Premiums—Canada (net).....	130,128
		Claims—Ontario (net).....	38,554
		Claims—Canada (net).....	96,604

THE BRITISH LAW INSURANCE COMPANY, LIMITED*

HEAD OFFICE, LONDON, ENGLAND

Principal Office in Canada, Montreal, P.Q.

Manager or Chief Executive Officer in Canada.—C. J. R. Coyle, 465 St. John St., Montreal.*Chief or General Agent in Ontario.*—D. L. Durrant, 36 Toronto St., Toronto.*Date of Incorporation.*—1888. *Date commenced business in Canada.*—January 15, 1925.

Capital stock paid in cash.....	\$1,459,980	PREMIUMS WRITTEN—CLAIMS INCURRED	
Assets in Canada.....	144,980	Premiums—Ontario (net).....	\$19,706
Liabilities in Canada.....	119,111	Premiums—Canada (net).....	102,860
		Claims—Ontario (net).....	10,494
		Claims—Canada (net).....	92,495

BRITISH NORTHWESTERN FIRE INSURANCE COMPANY*

HEAD OFFICE, TORONTO, ONT.

Officers.—President, J. H. Riddell, Toronto; Vice-President, S. Fairley; Managing Director, J. H. Riddell, Toronto.*Directors.*—J. H. Riddell, Toronto; H. T. Fairley, Toronto; S. Fairley, Toronto; B. B. Cronyn, Toronto; S. A. Bennett, London, England; Briane S. Mountain, W. E. Young, Toronto; Sir E. M. Mountain, London, England; W. H. Despard, Toronto.*Date of Incorporation.*—1906. *Date commenced business in Canada.*—February 20, 1912†

Capital stock paid in cash.....	\$248,699	PREMIUMS WRITTEN—CLAIMS INCURRED	
Total assets.....	820,350	Premiums—Ontario (net).....	\$79,626
Total liabilities.....	279,745	Premiums—Total business (net).....	173,788
Surplus protection of policyholders	552,605	Claims—Ontario (net).....	31,250
		Claims—Total business (net).....	81,098

BRITISH OAK INSURANCE COMPANY, LIMITED*

HEAD OFFICE, LONDON, ENGLAND

Principal Office in Canada, Montreal, Que.

Manager or Chief Executive Officer in Canada.—R. W. Nash, Montreal.*Chief or General Agent in Ontario.*—E. D. Hardy, 465 Sparks St., Ottawa, Ont.*Date of Incorporation.*—1908. *Date commenced business in Canada.*—September 3, 1921.

Capital stock paid in cash.....	£175,000	PREMIUMS WRITTEN—CLAIMS INCURRED	
Assets in Canada.....	\$270,354	Premiums—Ontario (net).....	\$31,030
Liabilities in Canada.....	118,635	Premiums—Canada (net).....	150,990
		Claims—Ontario (net).....	24,892
		Claims—Canada (net).....	103,468

BRITISH TRADERS INSURANCE COMPANY, LIMITED*

HEAD OFFICE, VICTORIA, IN THE COLONY OF HONG KONG

Principal Office in Canada, Toronto, Ont.

Manager or Chief Executive Officer in Canada.—Colin E. Sword, Toronto.*Chief or General Agent in Ontario.*—Colin E. Sword, 44 Victoria St., Toronto.*Date of Organization.*—1865. *Date commenced business in Canada.*—February 20, 1918.

Capital stock paid in cash.....	\$192,000	PREMIUMS WRITTEN—CLAIMS INCURRED	
Assets in Canada.....	887,904	Premiums—Ontario (net).....	\$135,268
Liabilities in Canada.....	194,574	Premiums—Canada (net).....	289,492
		Claims—Ontario (net).....	70,109
		Claims—Canada (net).....	167,427

*See note on page 1.

†Prior to date business was confined to Province of Manitoba.

CALEDONIAN AMERICAN INSURANCE COMPANY*

HEAD OFFICE, NEW YORK, N. Y.

Principal Office in Canada, Montreal, P. Q.

Manager or Chief Executive Officer in Canada.—Douglas Cownie, Bank of Nova Scotia Bldg., Montreal.*Chief or General Agent in Ontario.*—Thomas Irvine Co., Ltd., Excelsior Life Bldg., Toronto.*Date of Incorporation.*—1897. *Date commenced business in Canada.*—February 10, 1920.

Capital stock paid in cash.....	\$200,000	PREMIUMS WRITTEN—CLAIMS INCURRED	
Assets in Canada.....	104,009	Premiums—Ontario (net).....	\$15,411
Liabilities in Canada.....	50,906	Premiums—Canada (net).....	57,349
		Claims—Ontario (net).....	6,662
		Claims—Canada (net).....	17,603

CALEDONIAN INSURANCE COMPANY*

HEAD OFFICE, EDINBURGH, SCOTLAND

Principal Office in Canada, Montreal, P. Q.

Manager or Chief Executive Officer in Canada.—Douglas Cownie, Montreal.*Chief or General Agent in Ontario.*—Geo. H. Muntz, Temple Bldg., Toronto.*Date of Organization.*—1805. *Date commenced business in Canada.*—February, 1883.

Capital stock paid in cash.....	\$754,323	PREMIUMS WRITTEN—CLAIMS INCURRED	
Assets in Canada.....	690,917	Premiums—Ontario (net).....	\$126,505
Liabilities in Canada.....	282,976	Premiums—Canada (net).....	325,838
		Claims—Ontario (net).....	76,498
		Claims—Canada (net).....	152,575

CALIFORNIA INSURANCE COMPANY*

HEAD OFFICE, SAN FRANCISCO, CAL.

Principal Office in Canada, Montreal, Que.

Manager or Chief Executive Officer in Canada.—John Anderson, Vancouver, B. C.*Chief or General Agent in Ontario.*—W. M. Hargraft, 49 Wellington St. E., Toronto.*Date of Incorporation.*—1864. *Date commenced business in Canada.*—November 18, 1912.

Capital stock paid in cash.....	\$1,000,000	PREMIUMS WRITTEN—CLAIMS INCURRED	
Assets in Canada.....	162,075	Premiums—Ontario (net).....	\$48,433
Liabilities in Canada.....	67,315	Premiums—Canada (net).....	88,490
		Claims—Ontario (net).....	37,931
		Claims—Canada (net).....	61,928

CAMDEN FIRE INSURANCE ASSOCIATION*

HEAD OFFICE, CAMDEN, N. J.

Principal Office in Canada, Toronto, Ont.

Manager or Chief Executive Officer in Canada.—Wm. H. Burgess, Toronto, Ont.*Chief or General Agent in Ontario.*—Wm. H. Burgess, Toronto, Ont.*Date of Incorporation.*—March, 1841. *Date commenced business in Canada.*—February 26, 1930.

Capital stock paid in cash.....	\$2,000,000	PREMIUMS WRITTEN—CLAIMS INCURRED	
Assets in Canada.....	143,308	Premiums—Ontario (net).....	\$18,209
Liabilities in Canada.....	32,737	Premiums—Canada (net).....	52,264
		Claims—Ontario (net).....	14,116
		Claims—Canada (net).....	41,216

CANADA ACCIDENT AND FIRE ASSURANCE COMPANY*

HEAD OFFICE, MONTREAL, QUE.

Officers.—President, C. H. Godfrey, Montreal; Vice-President, John Holroyde, Montreal; Secretary, H. F. Roden, Montreal; General Manager, John Holroyde, Montreal.*Directors.*—C. H. Godfrey, Montreal; John Holroyde, Montreal; T. H. Hudson, Westmount, Que.; R. Ewin, Montreal; Alfred Lambert.*Chief or General Agent in Ontario.*—H. S. Thorne, 100 Adelaide St. W., Toronto.*Date of Incorporation.*—June 23, 1887. *Date commenced business in Canada.*—September 10, 1888.

Capital stock paid in cash.....	\$43,320	PREMIUMS WRITTEN—CLAIMS INCURRED	
Total assets.....	1,721,925	Premiums—Ontario (net).....	\$256,117
Total liabilities.....	879,372	Premiums—Total business (net).....	779,276
Surplus protection of policyholders	842,553	Claims—Ontario (net).....	134,220
		Claims—Total business (net).....	430,871

*See note on page 1.

THE CANADA LIFE ASSURANCE COMPANY*

HEAD OFFICE, TORONTO, ONT.

Officers.—President, Leighton McCarthy, K.C., Toronto, Ont.; Vice-President, E. R. Wood, Toronto; General Manager, A. N. Mitchell, Toronto; Secretary, J. H. Domelle.

Directors.—H. C. Cox, Oakville; Leighton McCarthy, K.C., Toronto; Aime Geoffrion, K.C., B.C.L., Montreal; E. R. Wood, LL.D., Toronto; Hon. Chas. Stewart, P.C., M.B., Ottawa; J. A. McLeod, Toronto; J. H. Plummer, D.C.L., Toronto; W. E. Rundell, Toronto; John Stuart, Chicago; Rt. Hon. Sir Thomas White, K.C.M.G., Toronto; A. E. Ames, Toronto; C.A. Bogert, Toronto; A. V. Davis, Pittsburgh, Pa.; A. N. Mitchell; W. N. Tilley, K.C.

Date of Incorporation.—August 21, 1847. *Date commenced business in Canada.*—August 21, 1847.

Capital stock paid in cash.....	\$1,000,000
Total assets.....	204,778,372
Ontario business in force (gross)....	223,900,098
Total business in force (gross)....	1,028,439,182

PREMIUMS WRITTEN—CLAIMS INCURRED	
Premiums—Ontario (net).....	\$5,554,985
Premiums—Total business (net)...	38,339,592
Death Claims—Ontario (net)....	2,106,566
Death Claims—Total business (net)	8,089,676

THE CANADA NATIONAL FIRE INSURANCE COMPANY*

HEAD OFFICE, WINNIPEG, MAN.

Officers.—President J. B. Coyne, K.C., Winnipeg; Vice-Presidents, Allan S. Bond, Winnipeg; T. S. McPherson, Victoria, B.C.; James H. Curtin, Winnipeg; Secretary-Treasurer, J. A. MacGregor, Winnipeg.

Directors.—H. E. Turnbull, Winnipeg, Man.; Cecil L. H. Branson, Victoria, B.C., D. M. Sanson, Toronto; J. B. Coyne, K.C., Allan S. Bond, James McDiarmid, A. C. Ferguson, K.C., W. J. Christie, John Martin, all of Winnipeg; T. S. McPherson, Victoria, B.C.; S. P. Grosch, K.C., W. W. Amos, M.D.; E. H. Hebb, Winnipeg; Theodore Kipp, Winnipeg; A. M. Barkwell, Winnipeg; D. M. Sanson, Toronto.

Chief or General Agent in Ontario.—D. M. Sanson, 114 Forest Hill Rd., Toronto.

Date of Incorporation.—April 7, 1909. *Date commenced business in Canada.*—July 31, 1911.

Capital stock paid in cash.....	\$945,760
Total assets.....	1,434,275
Total liabilities.....	157,167
Surplus protection of policyholders	1,277,108

PREMIUMS WRITTEN—CLAIMS INCURRED	
Premiums—Ontario (net).....	\$21,106
Premiums—Total business (net)...	120,666
Claims—Ontario (net).....	15,758
Claims—Total business (net)....	77,151

CANADA SECURITY ASSURANCE COMPANY*

HEAD OFFICE, TORONTO, ONT.

Officers.—President and General Manager, Wm. A. Thomson, Toronto; Vice-Presidents, John B. Laidlaw, Henry F. Gooderham, Toronto; Secretary, Thos. James, Toronto.

Directors.—Wm. A. Thomson, Toronto; C. C. Paull, Toronto; G. P. Patteson, Ottawa, Ont.; Henry F. Gooderham, Toronto; C. D. Henderson, Toronto; Fred W. Lamont, Toronto; Dr. W. E. Ferguson, Toronto; John B. Laidlaw, Toronto; Donald B. Sinclair, Toronto.

Date of Incorporation.—May 11, 1920. *Date commenced business in Canada.*—October 1, 1920.

Capital stock paid in cash.....	\$500,000
Total assets.....	786,001
Total liabilities.....	198,604
Surplus protection of policyholders	587,397

PREMIUMS WRITTEN—CLAIMS INCURRED	
Premiums—Ontario (net).....	\$85,831
Premiums—Total business (net)...	252,745
Claims—Ontario (net).....	32,815
Claims—Total business (net)....	119,597

THE CANADIAN FIRE INSURANCE COMPANY*

HEAD OFFICE, WINNIPEG, MAN.

Officers.—President, R. T. Riley, Winnipeg; Vice-President, C. S. Riley, Winnipeg; General Manager, A. L. Denison, Winnipeg.

Directors.—A. L. Denison, Winnipeg; R. R. Wilson, Winnipeg; J. L. Bathgate, Winnipeg; W. A. Murphy, Winnipeg; James A. Richardson, Winnipeg.

Chief or General Agent in Ontario.—F. N. Boyd, Federal Bldg., Toronto.

Date of Incorporation.—1887. *Date commenced business in Canada.*—1895.

Capital stock paid in cash.....	\$1,000,000
Total assets.....	2,583,978
Total liabilities.....	984,845
Surplus protection of policyholders	1,599,133

PREMIUMS WRITTEN—CLAIMS INCURRED	
Premiums—Ontario (net).....	\$214,927
Premiums—Total business (net)...	930,187
Claims—Ontario (net).....	120,848
Claims—Total business (net)....	446,630

*See note on page 1.

CANADIAN GENERAL INSURANCE COMPANY*

HEAD OFFICE, TORONTO, ONT.

Officers.—President, W. W. Evans, Toronto; Vice-Presidents, W. P. Fess and P. H. Horst; Secretary, T. G. Breck.

Directors.—E. R. Bremner, Ottawa; W. W. Evans, Toronto; W. P. Fess, Toronto; Paul H. Horst, Toronto; Col. Walter MacGregor, Windsor; N. M. Paterson, Fort William; R. G. Ivey, Toronto; Senator Lorne C. Webster, Montreal; H. E. Sellers.

Date of Incorporation.—April 27, 1907. *Date commenced business in Canada.*—April 27, 1907

Capital stock paid in cash.....	\$500,000	PREMIUMS WRITTEN—CLAIMS INCURRED
Total assets.....	1,280,324	Premiums—Ontario (net).....
Total liabilities.....	534,229	Premiums—Total business (net)..
Surplus protection of policyholders	746,095	Claims—Ontario (net).....
		Claims—Total business (net)....

		\$312,448
		696,726
		182,913
		428,960

CANADIAN INDEMNITY COMPANY*

HEAD OFFICE, WINNIPEG, MAN.

Officers.—President, R. T. Riley, Winnipeg; Vice-President and Managing Director, C. S. Riley, Winnipeg; General Manager, A. L. Denison, Winnipeg; Secretary, Jas. A. Dowler, Winnipeg.

Directors.—R. T. Riley, Winnipeg; C. S. Riley, Winnipeg; G. H. Aikins, Winnipeg; J. A. Crowe, Winnipeg; R. R. Wilson, Winnipeg; J. H. Riley, Winnipeg; A. L. Denison, Winnipeg; A. F. Culver, Montreal, Que.

Chief or General Agent in Ontario.—F. N. Boyd, Federal Bldg., Toronto.

Date of Incorporation.—March 23, 1918. *Date commenced business in Canada.*—December 1, 1919.

Capital stock paid in cash.....	\$500,000	PREMIUMS WRITTEN—CLAIMS INCURRED
Total assets.....	1,331,088	Premiums—Ontario (net).....
Total liabilities.....	647,094	Premiums—Total business (net)..
Surplus protection to policyholders	683,994	Claims—Ontario (net).....
		Claims—Total business (net)....

		\$150,667
		\$07,970
		67,127
		358,600

THE CANADIAN SURETY COMPANY*

HEAD OFFICE, TORONTO, ONT.

Officers.—President, A. F. Lafrentz, New York; 1st Vice-President, W. H. Hall, Toronto; 2nd Vice-President, T. Bradshaw, F.I.A.; Manager, Wm. H. Burgess, Toronto.

Directors.—Sir Geo. Burn, F. W. Lafrentz, New York; A. F. Lafrentz, D. H. Cook, New York; W. L. Matthews, Toronto; F. G. Osler, Toronto; F. J. Parry, New York; Wm. E. McKell, New York; R. R. Brown, New York, N.Y.; T. Bradshaw, Toronto; Wm. H. Burgess, Toronto; W. H. Hall, Toronto; A. E. Knox, Toronto.

Date of Incorporation.—May 19, 1911. *Date commenced business in Canada.*—July, 1913.

Capital stock paid in cash.....	\$500,000	PREMIUMS WRITTEN—CLAIMS INCURRED
Total assets.....	1,291,175	Premiums—Ontario (net).....
Total liabilities.....	492,822	Premiums—Total business (net)..
Surplus protection of policyholders	798,353	Claims—Ontario (net).....
		Claims—Total business (net)....

		\$155,799
		529,038
		44,067
		237,731

CAPITAL LIFE ASSURANCE COMPANY OF CANADA*

HEAD OFFICE, OTTAWA, ONT.

Officers.—President, John J. Lyons, Ottawa; Vice-Presidents, A. E. Corrigan and L. N. Poulin, Ottawa; Managing Director, A. E. Corrigan, Ottawa.

Directors.—Col. D. R. Street, Ottawa; W. H. McAuliffe, Ottawa; Gordon Grant, Toronto; R. P. Gough, Toronto; Dr. N. A. Dussault, Quebec; A. E. Corrigan, Ottawa; D. B. Mulligan, Montreal; J. J. Lyons, Ottawa; E. W. Tobin, Bromptonville; Col. L. T. Martin, Ottawa; L. N. Poulin, Ottawa.

Date of Incorporation.—1911. *Date commenced business in Canada.*—January 11, 1912.

Capital stock paid in cash.....	\$137,060	PREMIUMS WRITTEN—CLAIMS INCURRED
Total assets.....	2,818,288	Premiums—Ontario (net).....
Ontario business in force (gross)..	5,586,926	Premiums—Total business (net)..
Total business in force (gross)....	20,682,329	Death Claims—Ontario (net)....
		Death Claims—Total business (net)

		\$128,351
		519,585
		40,906
		99,728

*See note on page 1.

CAR & GENERAL INSURANCE CORPORATION, LIMITED*

HEAD OFFICE, LONDON, ENGLAND

Principal Office in Canada, Montreal, Que.

Manager or Chief Executive Officer in Canada.—C. Stuart Malcolm, Montreal.*Chief or General Agent in Ontario.*—H. B. Rowe, Concourse Bldg., Toronto.*Date of Incorporation.*—1903. *Date commenced business in Canada.*—January, 1919.

Capital stock paid in cash.....	£51,436	PREMIUMS WRITTEN—CLAIMS INCURRED	
Assets in Canada.....	543,804	Premiums—Ontario (net).....	\$29,720
Liabilities in Canada.....	220,325	Premiums—Canada (net).....	250,073
		Claims—Ontario (net).....	17,871
		Claims—Canada (net).....	108,585

CASUALTY COMPANY OF CANADA*

HEAD OFFICE, TORONTO, ONT.

Officers.—President, Col. A. E. Gooderham, Toronto; Managing Director, A. W. Eastmure, Toronto.*Directors.*—G. H. Gooderham, E. D. Gooderham, Col. G. G. Blackstock, A. E. Gooderham, Jr.; H. W. Falconer, D. G. Ross, Col. A. E. Gooderham, Sr.; A. W. Eastmure.*Date of Incorporation.*—May 19, 1911. *Date commenced business in Canada.*—January 1, 1916.

Capital stock paid in cash.....	\$201,600	PREMIUMS WRITTEN—CLAIMS INCURRED	
Total assets.....	441,928	Premiums—Ontario (net).....	\$168,063
Total liabilities.....	224,286	Premiums—Total business (net)...	293,645
Surplus protection of policyholders	217,642	Claims—Ontario (net).....	72,569
		Claims—Total business (net)....	152,510

THE CENTRAL INSURANCE COMPANY, LIMITED*

HEAD OFFICE, LONDON, ENGLAND

Principal Office in Canada, Montreal, Que.

Manager or Chief Executive Officer in Canada.—Lewis Laing, Montreal.*Chief or General Agent in Ontario.*—R. Forster Smith, Metropolitan Bldg., Toronto.*Date of Incorporation.*—June 25, 1907. *Date commenced business in Canada.*—June 25 1923

Capital stock paid in cash.....	£100,000	PREMIUMS WRITTEN—CLAIMS INCURRED	
Assets in Canada.....	\$351,903	Premiums—Ontario (net).....	\$40,433
Liabilities in Canada.....	211,769	Premiums—Canada (net).....	181,866
		Claims—Ontario (net).....	17,311
		Claims—Canada (net).....	98,430

CENTRAL UNION INSURANCE COMPANY*

HEAD OFFICE, JERSEY CITY, N.J.

Principal Office in Canada.—Montreal, Que.

Manager or Chief Executive Officer in Canada.—Joseph H. Gendron, Montreal, Que.*Chief or General Agent in Ontario.*—W. A. Medland, Mail Building, Toronto, Ont.*Date of Incorporation.*—1928. *Date commenced business in Canada.*—January 2, 1930.

Capital stock paid in cash.....	\$500,000	PREMIUMS WRITTEN—CLAIMS INCURRED	
Assets in Canada.....	141,714	Premiums—Ontario (net).....	\$5,140
Liabilities in Canada.....	11,602	Premiums—Canada (net).....	16,649
		Claims—Ontario (net).....	1,191
		Claims—Canada (net).....	5,192

CENTRAL WEST CASUALTY COMPANY*

HEAD OFFICE, DETROIT, MICH.

Principal Office in Canada, London, Ont.

Manager or Chief Executive Officer in Canada.—Geo. H. Davis, Huron & Erie Building, London, Ont.*Chief or General Agent in Ontario.*—Geo. H. Davis, London, Ont.*Date of Incorporation.*—June, 1922. *Date commenced business in Canada.*—April, 1931.

Capital stock paid in cash.....	\$1,000,000	PREMIUMS WRITTEN—CLAIMS INCURRED	
Assets in Canada.....	59,183	Premiums—Ontario (net).....	\$7,583
Liabilities in Canada.....	4,745	Premiums—Canada (net).....	7,583
		Claims—Ontario (net).....	2,063
		Claims—Canada (net).....	2,063

*See note on page 1.

CENTURY INDEMNITY COMPANY*

HEAD OFFICE, HARTFORD, CONN.

Principal Office in Canada, 15 Toronto St., Toronto, Ont.

Manager or Chief Executive Officer in Canada.—A. M. M. Kirkpatrick, Toronto.*Chief or General Agent in Ontario.*—A. M. M. Kirkpatrick, 15 Toronto St., Toronto.*Date of Incorporation.*—1917. *Date commenced business in Canada.*—1929.

Capital stock paid in cash.....	\$750,000	PREMIUMS WRITTEN—LOSSES INCURRED	
Assets in Canada.....	412,471	Premiums—Ontario (net).....	\$21,408
Liabilities in Canada.....	32,959	Premiums—Canada (net).....	53,167
		Claims—Ontario (net).....	5,766
		Claims—Canada (net).....	32,954

CENTURY INSURANCE COMPANY, LIMITED*

HEAD OFFICE, EDINBURGH, SCOTLAND

Principal Office in Canada, Vancouver, B.C.

Manager or Chief Executive Officer in Canada.—T. W. Greer, Vancouver, B.C.*Chief or General Agent in Ontario.*—Reed, Shaw & McNaught, 64 Wellington St. W., Toronto.*Date of Incorporation.*—1885. *Date commenced business in Canada.*—1914.

Capital stock paid in cash.....	£350,000	PREMIUMS WRITTEN—CLAIMS INCURRED	
Assets in Canada.....	708,809	Premiums—Ontario (net).....	\$164,235
Liabilities in Canada.....	349,927	Premiums—Canada (net).....	405,764
		Claims—Ontario (net).....	86,340
		Claims—Canada (net).....	216,914

CHICAGO FIRE AND MARINE INSURANCE COMPANY*

HEAD OFFICE, CHICAGO, ILLINOIS

Principal Office in Canada, Montreal, Que.

Manager or Chief Executive Officer in Canada.—Edmund Foster, 724 Insurance Exchange Bldg., Montreal, Que*Chief or General Agent in Ontario.*—R. Stanley Deeton, 50 Gloucester St., Toronto, Ont.*Date of Incorporation.*—1920. *Date commenced business in Canada.*—July 1, 1930.

Capital stock paid in cash.....	\$500,000	PREMIUMS WRITTEN—CLAIMS INCURRED	
Assets in Canada.....	185,182	Premiums—Ontario (net).....	\$49,116
Liabilities in Canada.....	94,979	Premiums—Canada (net).....	113,046
		Claims—Ontario (net).....	37,561
		Claims—Canada (net).....	130,484

CHINA FIRE INSURANCE COMPANY, LIMITED*

HEAD OFFICE, VICTORIA, COLONY OF HONG KONG

Principal Office in Canada, Toronto, Ont.

Manager or Chief Executive Officer in Canada.—Colin E. Sword, Toronto.*Chief or General Agent in Ontario.*—Colin E. Sword, 44 Victoria St., Toronto.*Date of Incorporation.*—1865. *Date commenced business in Canada.*—July 2, 1918.

Capital stock paid in cash.....	\$400,000	PREMIUMS WRITTEN—CLAIMS INCURRED	
Assets in Canada.....	111,215	Premiums—Ontario (net).....	\$19,396
Liabilities in Canada.....	23,373	Premiums—Canada (net).....	34,376
		Claims—Ontario (net).....	13,865
		Claims—Canada (net).....	17,485

THE CITIZENS INSURANCE COMPANY OF NEW JERSEY*

HEAD OFFICE, JERSEY CITY, N.J.

Principal Office in Canada, Toronto, Ont.

Manager or Chief Executive Officer in Canada.—Peter A. McCallum, Toronto.*Chief or General Agent in Ontario.*—Peter A. McCallum, 24 Wellington St. E., Toronto.*Date of Incorporation.*—1929. *Date commenced business in Canada.*—January, 1930.

Capital stock paid in cash.....	\$1,000,000	PREMIUMS WRITTEN—CLAIMS INCURRED	
Assets in Canada.....	137,664	Premiums—Ontario (net).....	\$6,196
Liabilities in Canada.....	25,355	Premiums—Canada (net).....	55,995
		Claims—Ontario (net).....	1,301
		Claims—Canada (net).....	49,599

*See note on page 1.

†Assets and liabilities of Chicago Fire and Marine Insurance Company belong to The Lincoln Fire Insurance Company of New York, taken over December, 1931.

CITY OF NEW YORK INSURANCE COMPANY*

HEAD OFFICE, NEW YORK, N.Y.

Manager or Chief Executive Officer in Canada.—F. W. Evans, Montreal, Que.*Chief or General Agent in Ontario.*—A. M. M. Kirkpatrick, 15 Toronto St., Toronto.*Date of Incorporation.*—1905. *Date commenced business in Canada.*—July 1, 1927.

Capital stock paid in cash.....	\$1,500,000	PREMIUMS WRITTEN—CLAIMS INCURRED	
Assets in Canada.....	245,029	Premiums—Ontario (net).....	†.....
Liabilities in Canada.....	Premiums—Canada (net).....	†.....
		Claims—Ontario (net).....	†.....
		Claims—Canada (net).....	†.....

COLUMBIA INSURANCE COMPANY*

HEAD OFFICE, NEW YORK, N.Y.

Principal Office in Canada, Montreal, P.Q.

Manager or Chief Executive Officer in Canada.—James B. Paterson, Montreal.*Chief or General Agent in Ontario.*—W. Rae Blight, 22 Toronto St., Toronto.*Date of Incorporation.*—1901. *Date commenced business in Canada.*—October 11, 1917.

Capital stock paid in cash.....	\$1,000,000	PREMIUMS WRITTEN—CLAIMS INCURRED	
Assets in Canada.....	433,089	Premiums—Ontario (net).....	\$18,426
Liabilities in Canada.....	109,190	Premiums—Canada (net).....	81,326
		Claims—Ontario (net).....	11,364
		Claims—Canada (net).....	38,074

COMMERCIAL UNION ASSURANCE COMPANY, LIMITED*

HEAD OFFICE, LONDON, ENGLAND

Principal Office in Canada, Montreal, Que.

Manager or Chief Executive Officer in Canada.—John Holroyde, Montreal.*Chief or General Agent in Ontario.*—W. M. Hargraft, 49 Wellington St. E., Toronto.*Date of Incorporation.*—September 28, 1861. *Date commenced business in Canada.*—September 11, 1863.

Capital stock paid in cash.....	\$17,228,000	PREMIUMS WRITTEN—CLAIMS INCURRED	
<i>Life:</i>		<i>Life:</i>	
Assets in Canada.....	2,308,425	Premiums—Ontario (net).....	\$733
Ontario business in force (gross)...	41,842	Premiums—Canada (net).....	8,910
Canadian business in force (gross)	410,508	Death Claims—Ontario (net)...	Nil
		Death Claims—Canada (net)....	Nil
<i>Other than Life:</i>		<i>Other than Life:</i>	
Assets in Canada.....	1,664,801	Premiums—Ontario (net).....	283,674
Liabilities in Canada.....	646,062	Premiums—Canada (net).....	811,406
		Claims—Ontario (net).....	144,112
		Claims—Canada (net).....	456,172

CONFEDERATION LIFE ASSOCIATION*

HEAD OFFICE, TORONTO, ONT.

Officers.—President, Chas. S. Macdonald, Toronto; Vice-Presidents, Col. J. F. Michie and R. S. Waldie, Toronto; General Manager, V. R. Smith, M.A., Toronto; Secretary, Chas. Reade Dent, Toronto.*Directors.*—Charles S. Macdonald, Toronto; Lieut.-Col. J. F. Michie, Toronto; John Firstbrook, Toronto; James E. Ganong, Toronto; Wilmot L. Matthews, Toronto; B. B. Cronyn, Toronto; R. S. Waldie, Toronto; Walter C. Laidlaw, Toronto; Arthur F. White, Toronto; Chas. P. Smith, Toronto; P. A. Thomson, Toronto.*Date of Incorporation.*—April 14, 1871. *Date commenced business in Canada.*—October 31, 1871.

Capital stock paid in cash.....	\$200,000	PREMIUMS WRITTEN—CLAIMS INCURRED	
<i>Life:</i>		<i>Life:</i>	
Total assets.....	88,221,263	Premiums—Ontario (net).....	\$2,491,119
Ontario business in force (gross)...	87,624,616	Premiums—Total business (net)..	14,667,182
Total business in force (gross)...	381,085,182	Death Claims—(Ontario net)....	466,457
		Death Claims—Total business (net)	2,885,747
<i>Other than Life:</i>		<i>Other than Life:</i>	
Total assets.....	98,139	Premiums—Ontario (net).....	10,157
Total liabilities.....	4,063	Premiums—Canada (net).....	13,465
Surplus protection of policyholders	94,076	Claims—Ontario (net).....	3,617
		Claims—Canada (net).....	6,029

*See note on page 1.

†Included in Home Insurance figures.

CONNECTICUT FIRE INSURANCE COMPANY*

HEAD OFFICE, HARTFORD, CONN.

Principal Office in Canada, Montreal, Que.

Manager or Chief Executive Officer in Canada.—J. W. Tatley, Montreal.*Chief or General Agent in Ontario.*—Reed, Shaw & McNaught, 64 Wellington St. W., Toronto.*Date of Incorporation.*—June, 1850. *Date commenced business in Canada.*—1886.

Capital stock paid in cash.....	\$2,000,000	PREMIUMS WRITTEN—CLAIMS INCURRED	
Assets in Canada.....	461,793	Premiums—Ontario (net).....	\$57,134
Liabilities in Canada.....	147,568	Premiums—Canada (net).....	208,619
		Claims—Ontario (net).....	27,486
		Claims—Canada (net).....	112,925

CONSOLIDATED FIRE AND CASUALTY INSURANCE COMPANY*

HEAD OFFICE, TORONTO, ONT.

Officers.—President, Geo. Oakley, Toronto; 1st Vice-President, P. R. Gardiner, Toronto; 2nd Vice-President, Geo. McNamara, Toronto; Managing Director, W. B. Coatts, Toronto.*Directors.*—J. H. Dussault, Montreal, Que.; Geo. Oakley, Toronto, Ont.; S. E. Dinsmare, Windsor, Ont.; J. M. Pigott, Hamilton, Ont.; W. B. Coatts, Toronto, Ont.; P. R. Gardiner, Toronto, Ont.; G. H. Gray, Toronto, Ont.; S. A. Hayden, Toronto, Ont.; L. M. Maguire, Toronto, Ont.; J. A. Waidrop, Toronto, Ont.; W. H. Wright, Barrie, Ont.; W. F. Pearce, Toronto, Ont.; T. R. Watson, Toronto, Ont.

Capital stock paid in cash.....	\$2,000,000	PREMIUMS WRITTEN—CLAIMS INCURRED	
Total assets.....	513,010	Premiums—Ontario (net).....	\$213,790
Total liabilities.....	310,729	Premiums—Canada (net).....	552,898
Surplus protection of policyholders	202,281	Claims—Ontario (net).....	83,915
		Claims—Canada (net).....	284,284

CONTINENTAL CASUALTY COMPANY*

HEAD OFFICE, CHICAGO, ILL.

Principal Office in Canada, Toronto, Ont.

Manager or Chief Executive Officer in Canada.—R. D. Bedolfe, Toronto.*Chief or General Agent in Ontario.*—R. D. Bedolfe, Federal Bldg., Toronto.*Date of Incorporation.*—1897. *Date commenced business in Canada.*—November 6, 1917.

Capital stock paid in cash.....	\$3,500,000	PREMIUMS WRITTEN—CLAIMS INCURRED	
Assets in Canada.....	618,496	Premiums—Ontario (net).....	\$287,588
Liabilities in Canada.....	323,511	Premiums—Canada (net).....	646,027
		Claims—Ontario (net).....	151,298
		Claims—Canada (net).....	350,347

THE CONTINENTAL INSURANCE COMPANY OF NEW YORK*

HEAD OFFICE, NEW YORK

Principal Office in Canada, Montreal, Que.

Manager or Chief Executive Officer in Canada.—W. E. Baldwin, Montreal.*Chief or General Agent in Ontario.*—Gilbert S. Percy, 36 Toronto St., Toronto.*Date of Incorporation.*—January, 1853. *Date commenced business in Canada.*—November 25, 1910.

Capital stock paid in cash.....	\$19,495,958	PREMIUMS WRITTEN—CLAIMS INCURRED	
Assets in Canada.....	947,889	Premiums—Ontario (net).....	\$152,157
Liabilities in Canada.....	352,922	Premiums—Canada (net).....	471,261
		Claims—Ontario (net).....	90,973
		Claims—Canada (net).....	297,665

CONTINENTAL LIFE INSURANCE COMPANY*

HEAD OFFICE, TORONTO, ONT.

Officers.—President and Managing Director, Geo. B. Woods, Toronto; 1st Vice-President, Dr. H. W. Akins, Toronto; 2nd Vice-President, Sidney Jones; Assistant General Manager, Chas. H. Fuller.*Directors.*—N. L. Paterson, Toronto; W. A. Medland, Toronto; George B. Woods, Toronto; Dr. H. W. Akins, Toronto; Sidney Jones, Toronto; George H. Smith, Toronto; Sir George Garneau, Quebec; G. H. Fensom, Toronto; G. H. Muntz, Toronto; W. A. Denton, Toronto; Richard Southam, Toronto; E. E. Sharpe, Winnipeg, Man.; John W. Hobbs, Toronto; Wm. A. Dryden, Brooklin, Ont.; John T. Richardson, Toronto.*Date of Incorporation.*—1899. *Date commenced business in Canada.*—November, 1899.

Capital stock paid in cash.....	\$200,000	PREMIUMS WRITTEN—CLAIMS INCURRED	
Total assets.....	7,538,903	Premiums—Ontario (net).....	\$516,329
Ontario business in force (gross)...	18,863,190	Premiums—Total business (net)...	1,261,484
Total business in force (gross)....	38,808,961	Death Claims—Ontario (net)....	99,213
		Death Claims—Total business (net)	181,437

*See note on page 1.

THE CORNHILL INSURANCE COMPANY, LIMITED*

HEAD OFFICE, LONDON, ENGLAND

Principal Office in Canada, Montreal, P.Q.

Manager or Chief Executive Officer in Canada.—Willis Faber & Co., Montreal.*Chief or General Agent in Ontario.*—H. Begg, 14 Toronto St., Toronto.*Date of Incorporation.*—1905. *Date commenced business in Canada.*—June 22, 1922.

Capital stock paid in cash.....	£250,000	PREMIUMS WRITTEN—CLAIMS INCURRED	
Assets in Canada.....	\$420,287	Premiums—Ontario (net).....	\$84,904
Liabilities in Canada.....	204,527	Premiums—Canada (net).....	294,215
		Claims—Ontario (net).....	48,211
		Claims—Canada (net).....	150,906

COSMOPOLITAN FIRE INSURANCE COMPANY*

HEAD OFFICE, NEW YORK, N.Y.

Principal Office in Canada, Toronto, Ont.

Manager or Chief Executive Officer in Canada.—H. Begg, 14 Toronto St., Toronto.*Chief or General Agent in Ontario.*—H. Begg, 14 Toronto St., Toronto.*Date of Incorporation.*—1928. *Date commenced business in Canada.*—1929.

Capital stock paid in cash.....	\$1,000,000	PREMIUMS WRITTEN—CLAIMS INCURRED	
Assets in Canada.....	111,169	Premiums—Ontario (net).....	\$1,185
Liabilities in Canada.....	93	Premiums—Canada (net).....	2,895
		Claims—Ontario (net).....	2,212
		Claims—Canada (net).....	16,624

COUNTY FIRE INSURANCE COMPANY OF PHILADELPHIA*

HEAD OFFICE, PHILADELPHIA, PA.

Principal Office in Canada, Montreal, Que.

Manager or Chief Executive Officer in Canada.—H. C. Bourne, 465 St. John St., Montreal, Que.*Chief or General Agent in Ontario.*—W. Robbin, Room 205, Dominion Bank Bldg., Toronto, Ont.*Date of Incorporation.*—1832. *Commenced business in Canada.*—November, 1931.

Capital stock paid in cash.....	\$1,000,000	PREMIUMS WRITTEN—CLAIMS INCURRED	
Assets in Canada.....	341,925	Premiums—Ontario (net).....	\$8,578
Liabilities in Canada.....	12,821	Premiums—Canada (net).....	18,711
		Claims—Ontario (net).....	22,401
		Claims—Canada (net).....	7,619

CROWN LIFE INSURANCE COMPANY*

HEAD OFFICE, TORONTO, ONT.

Officers.—President, Sir Robert L. Borden, Ottawa; Vice-President, C. W. Somers, Toronto; General Manager, H. R. Stephenson.*Directors.*—Sir Robert L. Borden, Ottawa; H. R. Stephenson, Toronto; G. O. Somers, Pasadena, Cal; Geo. A. Morson, Camaguey, Cuba; W. R. Morson, Toronto; F. R. McD. Russell, Vancouver, B.C.; Grant Hall, Montreal; C. W. Somers, Toronto; W. F. Watkins, Toronto; F. Erickson Brown, Toronto; H. D. Burns, Toronto; G. E. Spragge, Toronto.*Date of Incorporation.*—June 14, 1900. *Date commenced business in Canada.*—September 10, 1901.

Capital stock paid in cash.....	\$229,697	PREMIUMS WRITTEN—CLAIMS INCURRED	
Total assets.....	16,654,078	Premiums—Ontario (net).....	\$1,233,402
Ontario business in force (gross)...	36,895,044	Premiums—Total business (net)...	4,373,364
Total business in force (gross)...	136,684,208	Death Claims—Ontario (net)...	434,806
		Death Claims—Total business (net)	836,506

*See note on page 1.

THE DOMINION OF CANADA GENERAL INSURANCE COMPANY*

HEAD OFFICE, TORONTO, ONT.

Officers.—President, Col. A. E. Gooderham; Vice-Presidents, Major A. E. Gooderham, Jr., D. G. Rose; General Manager, H. W. Falconer.

Directors.—Col. A. E. Gooderham, Toronto; D. G. Rose, Toronto; E. D. Gooderham, Geo. E. Gooderham, Toronto; Col. G. G. Blackstock, Toronto; Albert E. Gooderham, Jr., Toronto; G. H. Gooderham, Toronto; H. W. Falconer, Toronto.

Date of Incorporation.—June 23, 1887. *Date commenced business in Canada.*—November 5 1887.

Capital stock paid in cash..... \$1,005,300

PREMIUMS WRITTEN—CLAIMS INCURRED

Life:
Total assets..... \$641,847
Ontario business in force (gross)... 4,938,271
Total business in force (gross)... 7,823,987

Life:
Premiums—Ontario (net)..... \$108,757
Premiums—Total business (net)... 231,176
Death Claims—Ontario (net)... 17,944
Death Claims—Total business (net) 32,867

Other than Life:
Total assets..... \$2,931,285
Total liabilities..... 1,331,840
Surplus protection of policyholders 1,599,445

Other than Life:
Premiums—Ontario (net)..... \$1,056,588
Premiums—Total business (net)... 1,629,038
Claims—Ontario (net)..... 444,444
Claims—Total business (net)... 710,228

THE DOMINION FIRE INSURANCE COMPANY*

HEAD OFFICE, TORONTO, ONT.

Officers.—President and Managing Director, Lieut.-Col. Robt. F. Massie, Toronto; 1st Vice-President, R. S. Cassels, K.C., Toronto; 2nd Vice-President, F. J. Cuthbertson, Montreal.

Directors.—Lieut.-Col. Robt. F. Massie; R. A. Brock, Montreal; R. S. Cassels, K.C., Toronto; Geo. J. Cuthbertson, Montreal; Alfred F. James, Milwaukee; Howard Greene, Milwaukee; Dr. Thaddeus Walker, Detroit; C. S. McDonald, Toronto; John A. Fraser, Toronto.

Date of Incorporation.—1904. *Date commenced business in Canada.*—May 11, 1907.

Capital stock paid in cash..... \$296,975
Total assets..... 908,165
Total liabilities..... 340,479
Surplus protection of policyholders 567,685

PREMIUMS WRITTEN—CLAIMS INCURRED

Premiums—Ontario (net)..... \$218,563
Premiums—Total business (net)... 343,656
Claims—Ontario (net)..... 95,315
Claims—Total business (net)... 159,747

THE DOMINION LIFE ASSURANCE COMPANY*

HEAD OFFICE, WATERLOO, ONT.

Officers.—President and Managing Director, Ford S. Kumpf; Vice-Presidents, Edward F. Seagram, Geo. D. Forbes, G. A. Dobbie.

Directors.—A. J. Andrews, K.C., Winnipeg; C. W. Wells, D.D.S., Toronto; W. L. Hilliard, M.D., Waterloo; J. H. Gundy, Toronto; H. M. Snyder, Waterloo; C. Gordon Cockshutt, Brantford; Thos. Hilliard, Waterloo, Ont.; W. H. Malkin, Vancouver, B.C.

Date of Incorporation.—March 20, 1889. *Date commenced business in Canada.*—July 12, 1889.

Capital stock paid in cash..... \$200,000
Total assets..... 25,470,427
Ontario business in force (gross)... 72,306,968
Total business in force (gross)... 150,319,791

PREMIUMS WRITTEN—CLAIMS INCURRED

Premiums—Ontario (net)..... \$2,037,546
Premiums—Total business (net)... 5,234,856
Death Claims—Ontario (net)... 418,949
Death Claims—Total business (net) 799,617

EAGLE, STAR & BRITISH DOMINIONS INSURANCE COMPANY, LIMITED*

HEAD OFFICE, LONDON, ENGLAND

Principal Office in Canada, Toronto, Ont.

Manager or Chief Executive Officer in Canada.—J. H. Riddell, Toronto.

Chief or General Agent in Ontario.—J. H. Riddell, 217 Bay St., Toronto.

Date of Incorporation.—1904. *Date commenced business in Canada.*—May, 1912.

Capital stock paid in cash..... \$5,318,690
Assets in Canada..... 460,547
Liabilities in Canada..... 320,937

PREMIUMS WRITTEN—CLAIMS INCURRED

Premiums—Ontario (net)..... \$161,599
Premiums—Canada (net)..... 452,736
Claims—Ontario (net)..... 113,652
Claims—Canada (net)..... 311,820

*See note on page 1.

T. EATON GENERAL INSURANCE COMPANY*

HEAD OFFICE, TORONTO, ONT.

Officers.—President, R. Y. Eaton; Vice-President, H. McGee; Secretary-Treasurer, J. J. Vaughan, Toronto.

Directors.—R. Y. Eaton, Toronto; H. McGee, Toronto; J. J. Vaughan, Toronto; C. N. Mills, Toronto; J. A. Livingstone, Toronto; J. Elliott, Toronto; G. D. Adams, Toronto; J. G. McKee, Toronto; A. E. Stuart, Toronto

Date of Incorporation.—May 11, 1920. *Date commenced business in Canada.*—July 1, 1926.

Capital stock paid in cash.....	\$86,000	PREMIUMS WRITTEN—CLAIMS INCURRED	
Total assets.....	172,438	Premiums—Ontario (net).....	\$14,051
Total liabilities.....	2,050	Premiums—Total business (net)...	14,051
Surplus protection to policyholders	170,388	Claims—Ontario (net).....	387
		Claims—Total business (net)....	387

THE T. EATON LIFE ASSURANCE COMPANY*

HEAD OFFICE, TORONTO, ONT.

Officers.—President, R. Y. Eaton, Toronto; 1st Vice-President, H. McGee, Toronto; 2nd Vice-President, Chas. Boothe, Toronto; Manager, J. A. Livingstone, Toronto.

Directors.—Lady F. McCrea Eaton, Toronto; W. G. Dean, Toronto; H. M. Tucker, Winnipeg; R. Y. Eaton, Toronto; J. J. Vaughan, Toronto; S. Wilson, Winnipeg; Mrs. J. S. Burnside, Toronto; C. N. Mills, Toronto; G. T. Wolfe, Toronto; T. A. McCrea, Toronto; H. McGee, Toronto; Chas. Boothe, Toronto.

Date of Incorporation.—June 22, 1920. *Date commenced business in Canada.*—August 20, 1920.

Capital stock paid in cash.....	\$100,000	PREMIUMS WRITTEN—CLAIMS INCURRED	
Total assets.....	3,776,326	Premiums—Ontario (net).....	\$473,219
Ontario business in force (gross)...	14,667,049	Premiums—Total business (net)...	979,018
Total business in force (gross)....	27,069,658	Death Claims—Ontario (net)....	32,711
		Death Claims—Total business (net)	73,914

THE EMPIRE LIFE INSURANCE COMPANY

HEAD OFFICE, TORONTO, ONT.

Incorporated.—January 11, 1923. *Commenced business in the Province.*—January 30, 1923.

Officers.—President, M. P. Langstaff; Secretary-Treasurer, J. R. Paterson; Actuary, L. T. Boyd.

Directors (as at date of filing statement).—John Hallam, Toronto; B. R. McKenzie, Windsor; T. H. Wilson, A. H. Vanderburgh, M. P. Langstaff, J. M. Vaughan, Toronto.

Auditors.—E. J. Howson, F.C.A. and A. B. Shepard, F.C.A., of firm of Thorne Mulholland Howson & McPherson.

Capital Stock

Amount of capital stock authorized, \$5,000,000.		Amount	Amount
Number of shares, 50,000. Par value, \$100.		subscribed for	paid in cash
Capital stock at beginning of year.....	\$3,644,500 00		\$492,985 00
Calls on capital received during year.....			2,450 00
Total.....			\$495,435 00
Deduct capital stock forfeited or cancelled.....	16,900 00		2,535 00
Capital stock at end of year.....	\$3,627,600 00		\$492,900 00

Premium on Capital Stock

Total amount paid as premium on capital stock at beginning of year.....	\$927,440 00
Amount received during the year.....	465 00
Total amount paid to December 31st, 1931.....	\$927,905 00

Synopsis of Ledger Accounts

As at December 31, 1930:		Decrease in ledger assets in 1931:	
Net ledger assets.....	\$1,502,777 76	Disbursements.....	\$331,814 84
Borrowed money.....	216,200 00	Amount by which ledger assets were	
Bank overdraft.....	3,517 65	written down.....	4,761 53
Other ledger liabilities as follows:		Decrease in borrowed money.....	87,000 00
Policy proceeds left with company..	6,213 24	Decrease in bank overdraft.....	3,517 65
Premiums paid in advance.....	1,500 31	Decreases in ledger liabilities, as follows:	
Agents' commission due for payment.	1,183 46	Agents' balances.....	189 43
Deficiency of market value under		Capital stock.....	85 00
book value of securities.....	156,109 70	Total decrease.....	\$427,368 45
Total ledger assets.....	\$1,887,502 12		
Increase in ledger assets in 1931:		As at December 31, 1931:	
Income.....	\$627,974 20	Net ledger assets.....	\$1,736,402 11
Increase in ledger liabilities, as follows:		Borrowed money.....	129,200 00
Rebate of commission on sale of		Other ledger liabilities, as follows:	
stock.....	85 00	Policy proceeds left with company..	13,544 40
Cash received on forfeited shares...	2,083 80	Premiums paid in advance.....	1,983 91
Premium on capital stock.....	465 00	Agents' commission due for payment.	994 03
Total increase.....	\$630,608 00	Deficiency of market value under	
Total.....	\$2,518,110 12	book value of securities.....	208,617 22
		Total ledger assets.....	\$2,090,741 67
		Total.....	\$2,518,110 12

*See note on page 1.

Assets*Ledger Assets*

Book value of real estate held for sale.....		\$22,638 00
Mortgage loans on real estate: First mortgages.....		487,736 25
Amount secured by the Company's policies in force, the reserve on each policy being in excess of all indebtedness:		
Loans to policyholders.....	\$110,339 22	
Advances to policyholders under automatic non-forfeiture provisions.....	31,435 14	
		141,774 36
Book value of bonds, debentures and debenture stocks owned.....		431,945 04
Book value of stocks owned.....		996,254 66
Cash on hand and in banks:		
On hand at head office.....	\$1,371 65	
In chartered banks of Canada in Canada.....	7,161 01	
In all other banks and depositories.....	176 36	
		8,709 02
Advances to agents.....		1,684 34
Total Ledger Assets.....		\$2,090,741 67

Non-Ledger Assets

Interest due, \$3,047.40; accrued, \$16,378.16.....	\$19,425 56	
Dividends due.....	3,391 52	
		\$22,817 08
Net premiums due and uncollected and deferred.....		106,472 43
Due from reinsurance companies.....	\$812 89	
Accounts receivable.....	1,303 11	
		2,116 00
Total Non-Ledger Assets.....		\$131,405 51
Total Assets.....		\$2,222,147 18

Liabilities

Net liability under assurance annuity and supplementary contracts in force for payments not due, dependent on life, disability or other contingency, or on a term certain.....		\$1,592,088 00
Provision for unpaid death losses and disability claims.....		14,500 00
Amounts left with Company (arising out of assurance contracts), including interest accumulations.....		13,544 40
Received from policyholders in advance: Premiums.....		1,983 91
Provincial, municipal and other taxes due and accrued.....		7,000 00
Salaries, rents and office expenses due and accrued.....		1,986 56
Medical examiners' fees due and accrued.....		284 00
Commissions to agents due and accrued.....		994 03
Borrowed money.....		129,200 00
Deficiency of market value under book value of securities.....		208,617 22
		\$1,970,198 12
Capital stock paid in cash.....	\$492,900 00	
Deficit.....	240,950 94	
		251,949 06
Total Liabilities, Surplus and Capital.....		\$2,222,147 18

Income Receipts

	First Year	Renewals	Totals
Assurance premiums.....	\$75,555 64	\$479,271 00	\$554,826 64
Less reinsurance premiums paid.....	2,484 67	25,103 30	27,587 97
Total net premium income.....	\$73,070 97	\$454,167 70	\$527,238 67
Total net premium income and consideration for annuities.....			\$527,238 67
Amounts left with the Company at interest (arising out of assurance contracts).....			11,318 40
Interest and dividends.....			87,378 38
Gross rents from Company's property.....			2,038 75
Total Income.....			\$627,974 20

Expenditure Disbursements

	Death Claims	Matured Endowments	Disability Claims	Total
In respect of assurance contracts:				
Death, endowment and disability claims:				
Amount assured—Ordinary.....	\$37,766 28	\$10,000 00	\$5,477 82	\$53,244 10
Net surrender values.....				47,602 82
Net dividends:				
In cash.....			\$2,303 29	
Waiver of premiums.....			951 34	
Total Net Dividends.....				3,254 63
Total net disbursements in respect of assurance contracts.....				\$104,101 55
In respect of life annuity contracts:				
Cash payments to annuitants.....				600 00
Total net disbursements in respect of assurance and annuity contracts.....				\$104,701 55
Amounts left with the Company and interest accumulations withdrawn.....				4,655 02
Taxes, licenses and fees.....				8,568 09

Expenditure Disbursements—Continued

Head office expenses:—Salaries, \$36,530.50; directors' fees, \$841; auditors' fees, \$1,415; travelling expenses, \$2,393.05; rents, \$2,600.04.....	\$43,779 59
Branch office and agency expenses:—Assurance commissions—first year \$49,064.88; renewal, \$10,915.34; advanced to agents, \$3,693.74; salaries, \$36,353.74; travelling expenses, \$37,499.18; office furniture, \$325.48.....	137,852 36
Commission on purchase and sale of securities.....	2,091 95
All other expenses:—Advertising, \$948.54; office furniture, \$526.86; books and periodicals, \$1,282.13; postage, \$1,552.41; express, telegrams and telephones, \$991.07; printing and stationery, \$4,505.49; legal fees, \$2,578.82; medical fees, \$2,435.50; investment expenses, \$9,000; miscellaneous, \$5,707.21.....	29,528 03
Insurance on lives of officers.....	638 25
Total Disbursements.....	\$331,814 84

Exhibit of Policies (Ordinary)

Classification	Whole Life		Endowment Assurances		Term and other		Bonus Additions	Totals	
	No.	Amount	No.	Amount	No.	Amount		No.	Amount
At end of 1930.....	7,265	\$ 14,211,299	2,740	\$ 4,416,420	329	\$ 1,470,487	\$ 19,209	10,334	\$ 20,117,415
New issued.....	1,428	2,375,545	245	465,039	48	223,305		1,721	3,063,889
Old revived.....	122	274,500	37	59,266	11	33,000		170	366,766
Old increased.....		21,000		18,107		5,000			44,107
Transferred to.....	47	103,000	12	11,084	3	7,000		62	121,084
Totals.....	8,862	16,985,344	3,034	4,969,916	391	1,738,792	19,209	12,287	23,713,261
Less ceased by:									
Death.....	22	37,120	5	7,620				27	44,740
Maturity.....			1	10,000				1	10,000
Expiry.....					3	15,500		3	15,500
Surrender.....	259	534,043	149	196,032				408	730,075
Lapse.....	1,323	2,423,412	316	448,576	73	405,486	1,290	1,712	3,278,764
Decrease.....		103,939		91,190		13,902			209,031
Not taken.....	465	888,050	55	97,827	16	63,500		536	1,049,377
Transferred from.....	12	18,000	37	59,982	12	51,500		61	129,482
Total ceased.....	2,081	4,004,564	563	911,227	104	549,888	1,290	2,748	5,466,969
At end of 1931.....	6,781	12,980,780	2,471	4,058,689	287	1,188,904	17,919	9,539	18,246,292
Reinsured.....		791,185		134,177		119,000			1,044,362

Miscellaneous

New policies issued and paid for in cash: Records not kept on a paid-for basis. Claims reinsured: Death claims, nil; matured endowments, \$10,000. Total amount in force divided as to dividend plan: Annual, \$177,000; quinquennial, \$1,147,869; deferred, \$6,935,698; non-participating, \$9,985,725; total, \$18,246,292. Additional accidental death benefits: Gross amount issued, \$561,125; reinsured, \$69,000; terminated by accidental death, nil; reinsured, nil; in force, \$3,965,168; reinsured, \$618,435.

Statement of Actuarial Liabilities

Assurance Section

Class of Contract	Gross in Force			Reinsured in Companies Licensed in the Province	
	Number	Amount	Reserve	Amount	Reserve
Ordinary with Profits:					
Life.....	3,440	\$6,631,633	\$499,306	\$179,913	\$11,164
Endowment Assurance.....	1,018	1,600,015	199,290	32,181	4,383
Bonus addition.....		17,919	9,032		
Additional accidental death benefits.....		(1,418,150)	1,088	(172,900)	90
Disability benefits.....			11,103		132
Totals.....	4,458	\$8,249,567	\$719,819	\$212,094	\$15,769
Ordinary without Profits:					
Life.....	3,341	\$6,349,147	\$587,594	\$611,272	\$44,657
Endowment assurance.....	1,453	2,458,674	449,372	101,996	9,164
Term, etc.....	287	1,188,904	8,804	119,000	656
Additional accidental death benefits.....		(2,547,518)	2,165	(445,535)	235
Disability benefits.....			21,714		487
Totals.....	5,081	\$9,996,725	\$1,069,649	\$832,268	\$55,199
Grand Totals.....	9,539	\$18,246,292	\$1,789,468	\$1,044,362	\$70,968

Annuity Section

Class of Annuity	Gross in Force			Reinsured in Companies Licensed in the Province	
	Number	Annual Payment	Reserve	Annual Payment	Reserve
<i>With Profits:</i>					
Disability annuities.....	2	\$720 00	\$4,927
<i>Without Profits:</i>					
Life annuities proper.....	6	\$800 00	\$6,985
Disability annuities.....	10	4,545 72	22,072	\$600 00	\$5,647
Totals.....	16	\$5,345 72	\$29,057	\$600 00	\$5,647
Grand Totals.....	18	\$6,065 72	\$33,984	\$600 00	\$5,647

Summary of Reserve

	With Profits	Without Profits	Total
Total reserve, assurance and annuity contracts.....	\$724,746	\$1,098,706	\$1,823,452
Total reserve on reinsured contracts.....	15,769	60,846	76,615
Total net reserve on the Company's basis of valuation before deduction permitted by statute.....	\$708,977	\$1,037,860	\$1,746,837
Deduction made therefrom (permitted under The Ontario Insurance Act) ..	73,778	80,971	154,749
Full deduction permitted, adjusted for reinsured, being.....	(73,778)	(80,971)	(154,749)
Net reserve carried in the liabilities.....	\$635,199	\$956,889	\$1,592,088
Net reserve computed on the statutory basis (without deduction).....	708,977	1,037,860	1,746,837
Reserve maintained by the Company in excess of the statutory reserve..	Nil	Nil	Nil

Miscellaneous Statement

- I. (1) The policies in force were grouped for valuation purposes according to the year of issue, age nearest birthday and plan, and were then valued by tables of mid-year reserves by the Net Premium method.
- No policies have been issued on lives resident in tropical or sub-tropical countries.
 - Policies issued at a rated-up age were valued as at the rated-up age.
 - The full level reserve was held on lien policies.
 - No extra reserve was held where an extra premium, whether annual or single, was charged.
 - Policies on lives classed as sub-standard were not issued, except as above.
 - (1) For disability benefits including the waiver of premium only, and for benefits including the waiver of premium and the disability annuity without reduction in the sum assured, a reserve was held amounting to 50% of the gross premiums paid from the date of issue of the policies.
 - (2) After the occurrence of disability for policies including the waiver of premium and annuity benefits without deduction from the sum assured, the amount of additional liability was determined as follows:

In cases where disability was presumed to be permanent the reserve held was the present value of future annuity payments and premiums waived, valued by Hunter's Disability Table with 3% interest, as follows: 25%, 50%, 75% and 100% of this value, according as disability has been incurred within one year, two years, three years, four or more years, respectively, with modifications where disability was presumed to be temporary.

 - No annuities on sub-standard lives have been issued.
 - A reserve was held equal to 50% of the current premium charged for the accidental death benefit.
- (2) Items of Special Reserve:
- No additional reserve was held for prepaid or limited loadings in the case of single or limited payment policies.
 - Where the cash values guaranteed exceed the O.M. (5), 3½% net value, an addition to the reserve was made, so that the amount held at the end of the premium-paying period would equal the cash guarantee.
 - In the case of policies which had lapsed and were not continued under the Automatic Non-forfeiture provision, but were subject to reinstatement, no extra reserve was held.
 - No reserve was held to cover option of renewal under term policies.
 - No reserve was held to cover option of conversion, where one exists, to a higher premium plan.
 - Immediate annuities were valued by the B.O. Annuity Table with interest at 4%.
- II. No modifications were made in guaranteed values for the special classes referred to above. In each case the premium, reserve and surrender values were calculated at the same age.
- III. The average rate earned was 5.73%.
- IV. The distribution of surplus:
- No distribution of surplus as between shareholders and policyholders has been made.
 - No reserve has been maintained on account of accruing profits under participating policies.
 - There are no participating annuities in force.

Schedule "D"

Bonds and Debentures Owned by the Company

	Par Value	Book Value
Victory Loan Bonds, 5½%, 1934.....	\$5,000 00	\$5,048 07
Province of Ontario, 6% Bonds, 1936.....	25,000 00	26,094 00
Province of Ontario Debentures, 6%, 1941.....	5,000 00	5,258 61
Province of British Columbia, 4½% Bonds, 1946.....	13,000 00	12,334 40
City of Calgary, 5½%, 1944.....	1,000 00	1,046 06
City of Calgary, 5½%, 1954.....	3,000 00	3,201 24
City of Calgary, 5½%, 1954.....	2,000 00	2,134 16
City of Edmonton Bonds, 5½%, 1953.....	5,000 00	5,396 00
City of Edmonton Bonds, 5½%, 1945.....	5,000 00	5,249 55
City of Edmonton Bonds, 5½%, 1964.....	1,500 00	1,570 63
City of Edmonton Bonds, 5½%, 1964.....	2,000 00	2,094 18
City of Edmonton Bonds, 5½%, 1964.....	1,000 00	1,047 09
City of Edmonton Debentures, 5½%, 1945.....	5,000 00	5,023 50
City of Fort William Bonds, 5%, 1955.....	1,000 00	1,014 00
City of Fort William Bonds, 5%, 1956.....	2,000 00	2,028 60
City of Fort William Bonds, 5%, 1957.....	2,000 00	2,029 20
City of Hamilton Bonds, 6%, 1934.....	7,000 00	7,085 96
City of Hamilton Bonds, 6%, 1936.....	3,000 00	3,058 23
City of Hamilton Bonds, 6%, 1939.....	1,000 00	1,032 01
City of Hamilton Bonds, 6%, 1940.....	14,000 00	14,491 68
City of Hamilton Bonds, 5%, 1943.....	3,000 00	3,000 00
City of Hamilton Bonds, 5%, 1941.....	4,000 00	4,015 00
City of Hamilton, 6%, 1934-35.....	6,000 00	6,191 00
City of Hull, 5% Bonds, 1947.....	12,500 00	12,500 00
City of London Bonds, 5%, 1945.....	5,637 95	5,637 95
City of London Bonds, 5%, 1944.....	1,000 00	1,003 52
City of London Bonds, 5%, 1942.....	1,000 00	1,003 56
City of Medicine Hat Bonds, 6%, 1941.....	3,000 00	3,000 00
City of Moose Jaw Bonds, 5½%, 1939.....	1,000 00	1,030 95
City of Moose Jaw Bonds, 5%, 1944.....	1,000 00	995 37
City of Montreal, 4½% Bonds, 1953.....	24,970 86	23,157 98
City of Niagara Falls Bonds, 5%, 1938.....	2,900 00	2,896 92
City of Niagara Falls Bonds, 5%, 1939.....	3,000 00	2,885 19
City of Niagara Falls Bonds, 5%, 1940.....	3,000 00	2,874 09
City of Niagara Falls Bonds, 5%, 1941.....	3,000 00	2,863 59
City of Niagara Falls Bonds, 5%, 1942.....	3,000 00	2,853 63
City of Niagara Falls Bonds, 5%, 1943.....	3,000 00	2,844 24
City of North Bay Bonds, 5%, 1944.....	858 65	848 52
City of North Bay Bonds, 5%, 1941.....	3,097 69	3,067 33
City of North Bay Bonds, 5%, 1937.....	2,548 47	2,532 16
City of Oshawa Bonds, 5%, 1936.....	5,000 00	5,000 00
City of Oshawa Bonds, 5%, 1934.....	5,000 00	5,000 00
City of Regina Bonds, 5%, 1957.....	2,000 00	2,028 80
City of Regina Bonds, 6½%, 1938.....	2,000 00	1,087 68
City of Sault Ste. Marie Bonds, 5½%, 1945.....	2,000 00	2,077 20
City of Sault Ste. Marie, No. 35, 6%, 1948.....	1,000 00	1,083 66
City of Sudbury Debentures, No. 19, 5%, 1933.....	1,004 41	999 68
City of Three Rivers Bonds, 5%, 1957.....	14,000 00	14,204 40
City of Toronto Debentures, 6%, 1942.....	2,000 00	2,144 94
City of Toronto Debentures, 6%, 1940.....	15,000 00	15,634 90
City of Toronto Bonds, 6%, 1944.....	10,000 00	10,681 13
City of Toronto Bonds, 6%, 1935.....	5,000 00	5,175 00
City of Victoria Bonds, 5½%, 1944.....	4,000 00	4,222 36
City of Victoria Bonds, 5½%, 1943.....	1,000 00	1,053 95
City of Windsor Bonds, 6%, 1937.....	15,000 00	15,690 30
City of Vancouver Bonds, 5½%, 1938.....	5,000 00	5,178 25
Town of Bridgeburg Bonds, 5%, 1957.....	5,000 00	4,964 00
Town of Collingwood Bonds, 5½%, 1937.....	5,000 00	5,000 00
Town of Georgetown Bonds, 5½%, 1937.....	2,452 15	2,502 17
Town of Georgetown Bonds, 5½%, 1936.....	500 00	508 70
Town of Smith's Falls Debentures, 5½%, 1932.....	1,000 00	1,002 88
County of Ontario Bonds, 5%, 1934.....	1,033 45	1,044 20
County of Ontario Bonds, 5%, 1935.....	1,085 14	1,099 00
County of Ontario Bonds, 5%, 1936.....	1,139 39	1,158 30
County of Ontario Bonds, 5%, 1937.....	1,000 00	1,019 50
County of Ontario Bonds, 5%, 1938.....	1,000 00	1,022 20
County of Halton Bonds, 5½%, 1936.....	5,000 00	5,009 45
Village of Fort Erie Bonds, 5½%, 1954.....	2,213 85	2,287 34
Village of Fort Erie Bonds, 5½%, 1955.....	2,335 61	2,414 79
Village of Fort Erie, Bonds, 5½%, 1957.....	2,464 07	2,549 33
Village of Fort Erie Bonds, 5½%, 1956.....	2,599 59	2,691 10
Village of Norwich Bonds, 6%, 1935.....	319 86	327 82
Village of Norwich Bonds, 6%, 1936.....	339 05	348 57
Village of Norwich Bonds, 6%, 1937.....	359 40	370 32
Village of Waterdown Bonds, 5½%, 1937.....	1,000 00	1,025 64
Township of East York Bonds, 5½%, 1934.....	846 99	855 12
Township of East York Bonds, 5½%, 1935.....	810 09	820 22
Township of East York Bonds, 5½%, 1937.....	840 30	855 34
Township of East York Bonds, 5½%, 1941.....	966 89	993 09
Township of East York Bonds, 5½%, 1947.....	971 54	1,008 26
Township of East York Bonds, 5½%, 1943.....	4,000 00	4,178 80
Township of East York Bonds, 5%, 1944.....	4,000 00	4,038 00
Township of East York Bonds, 5%, 1945.....	10,000 00	10,100 00
Township of East York Bonds, 5%, 1946.....	1,000 00	1,010 50
Township of York Bonds, 5%, 1957.....	3,000 00	3,000 00
Burns & Company Bonds, 5½%, 1948.....	5,000 00	4,842 05
Canadian Cannery, Ltd. Bonds, 6%, 1950.....	5,000 00	5,096 80
Canadian Northern Pacific Railway Co. Debentures, 4%, 1950.....	2,920 00	2,554 12
The Hamilton Cottons Co. Bonds, 5½%, 1948.....	5,000 00	5,000 00
Inter-City Baking Co. Bonds, 5½%, 1948.....	5,000 00	5,009 50
Maple Leaf Milling Co. Bonds, 5½%, 1949.....	2,000 00	1,988 88
McCull-Fontenac Bonds, Series "A", 6%, 1949.....	10,000 00	9,912 50

Schedule "D"—Continued

	Par Value	Book Value
The McKinnon Industries, Ltd. Bonds, 6½%, 1945	3,000 00	3,111 87
Montreal Protestant Central School Bonds, 5%, 1943	8,000 00	7,987 20
J. R. Moodie Co., Ltd. Bonds, 6%, 1948	5,000 00	4,978 90
Nova Scotia Light & Power Bonds, 5%, 1958	5,000 00	4,927 75
Province of Ontario Hydro-Electric Power Commission, 6%, 1940	10,000 00	10,717 66
Timothy Eaton Realty Co., Ltd. Bonds, 5%, 1949	5,000 00	4,756 65
Toronto Housing Co. Bonds, 5%, 1953	5,000 00	5,019 50
Winnipeg Electric Co. Bonds, 6%, 1954	5,000 00	5,177 90
Western Grain Co., Ltd. Bonds, 6%, 1949	5,000 00	4,957 80
Total	\$427,315 40	\$431,945 04

Schedule "E"

Stocks Owned by the Company

	Book Value	Market Value
Allied Chemical & Dye Corp., 480 shares	\$68,665 50	\$60,960 00
American Can Co., 275 shares	27,550 00	30,525 00
American Telephone & Telegraph Co., 250 shares	45,100 00	45,000 00
American Tobacco B., 200 shares	21,600 00	24,800 00
Anaconda Copper Mining Co., 400 shares	21,450 00	15,600 00
The B. Greening Wire Co., preferred, 25 shares	2,587 50	2,300 00
The Borden Co., 503 shares	31,534 00	30,180 00
Brazilian Traction Light and Power Co., 2,637 shares	91,294 00	58,014 00
F. N. Burt Co., 1,175 shares	47,764 50	41,125 00
Canadian Pacific Railway, 1,000 shares	39,881 25	27,000 00
Canada Bread Co. B, preferred, 10 shares	1,060 00	630 00
Corn Products Refining Co., 375 shares	25,900 00	28,125 00
E. I. Dupont de Nemours & Co., 550 shares	44,456 25	48,950 00
Eastman Kodak Co., 200 shares	33,350 00	30,000 00
General Motors Corp., 500 shares	19,500 00	19,000 00
Goodyear Tire & Rubber Co., 7% preferred, 300 shares	32,374 28	30,000 00
International Harvester Co., 100 shares	7,634 38	4,700 00
International Milling Co., preferred, 100 shares	11,051 25	9,800 00
Maple Leaf Milling Co., preferred, 50 shares	5,530 00	1,250 00
National Dairy Products Co., 701 shares	26,848 00	25,236 00
New York Central Railway, 1,023 shares	152,550 00	95,139 00
Public Service Corporation of New Jersey, 50 shares	4,450 00	4,250 00
Standard Oil of New Jersey, 1000 shares	67,350 00	39,000 00
United States Steel, 900 shares	135,700 00	90,000 00
Westinghouse Electric & Manufacturing Co., 200 shares	20,468 75	13,800 00
Winnipeg Electric Co., preferred, 100 shares	10,605 00	5,600 00
Total	\$996,254 66	\$780,984 00

EMPLOYERS' LIABILITY ASSURANCE CORPORATION, LIMITED*

HEAD OFFICE, LONDON, ENGLAND

Principal Office in Canada, Montreal, Que.

Manager or Chief Executive Officer in Canada.—C. W. J. Woodland, Montreal.*Chief or General Agent in Ontario.*—C. W. I. Woodland, Temple Bldg., Toronto.*Date of Incorporation.*—October 25, 1880. *Date commenced business in Canada.*—February 20, 1900.

Capital stock paid in cash	£384,772	PREMIUMS WRITTEN—CLAIMS INCURRED
Assets in Canada	\$4,007,189	Premiums—Ontario (net)
Liabilities in Canada	2,631,124	Premiums—Canada (net)
		Claims—Ontario (net)
		Claims—Canada (net)

ENSIGN INSURANCE COMPANY*

HEAD OFFICE, TORONTO, ONT.

Officers.—President, Alfred F. James, Milwaukee; Vice-President and Manager, Lieut.-Col. Robt. F. Massie, Toronto.*Directors.*—Robert Camp, Milwaukee; J. A. Bremner, Toronto; Major Howard Green, Milwaukee; G. M. Kelley, Toronto; Wm. D. Reed, Milwaukee; Alfred F. James, Milwaukee; Lieut.-Col. Robt. F. Massie, D.S.O., Toronto; Jno. B. Kay.*Date of Incorporation.*—June 4, 1921. *Date commenced business in Canada.*—March 7, 1922.

Capital stock paid in cash	\$250,000	PREMIUMS WRITTEN—CLAIMS INCURRED
Total assets	491,484	Premiums—Ontario (net)
Total liabilities	76,874	Premiums—Total business (net)
Surplus protection of policy holders	411,610	Claims—Ontario (net)
		Claims—Total business (net)

*See note on page 1.

EQUITABLE FIRE & MARINE INSURANCE COMPANY*

HEAD OFFICE, PROVIDENCE, RHODE ISLAND, U.S.A.

Principal Office in Canada, Montreal, Que.

Manager or Chief Executive Officer in Canada.—J. W. Tatley, Montreal.*Chief or General Agent in Ontario.*—L. H. Whittemore, 17 Queen St. East, Toronto.*Date of Incorporation.*—1859. *Date commenced business in Canada.*—April 3, 1913.

Capital stock paid in cash.....	\$1,000,000	PREMIUMS WRITTEN—CLAIMS INCURRED	
Assets in Canada.....	233,327	Premiums—Ontario (net).....	\$12,332
Liabilities in Canada.....	30,471	Premiums—Canada (net).....	41,725
		Claims—Ontario (net).....	5,476
		Claims—Canada (net).....	22,623

ESSEX AND SUFFOLK EQUITABLE INSURANCE SOCIETY, LIMITED*

HEAD OFFICE, COLCHESTER, ENGLAND

Principal Office in Canada, Montreal, P.Q.

Manager or Chief Executive Officer in Canada.—Clarence E. Sanders, Montreal.*Chief or General Agent in Ontario.*—Douglas G. Ross, 26 Adelaide St. W., Toronto.*Date of Incorporation.*—1902. *Date commenced business in Canada.*—March 11, 1920.

Capital stock paid in cash.....	£56,000	PREMIUMS WRITTEN—CLAIMS INCURRED	
Assets in Canada.....	\$188,304	Premiums—Ontario (net).....	\$26,676
Liabilities in Canada.....	84,590	Premiums—Canada (net).....	1,709
		Claims—Ontario (net).....	9,030
		Claims—Canada (net).....	37,940

EXCELSIOR LIFE INSURANCE COMPANY*

HEAD OFFICE, TORONTO, ONT.

Officers.—President, Alex. Fasken, B.A., K.C., Toronto; 1st Vice-President, J. L. Ross, B.A.; 2nd Vice-President, G. R. Warwick; General Manager, Major A. C. Galbraith.*Directors.*—Alex. Fasken, B.A., K.C., Toronto; G. S. Kilbourn; George E. Weir, Dresden, Ont.; H. S. Gooderham, Toronto; George R. Warwick, Toronto; James L. Ross, Toronto; S. F. Duncan, Toronto; Frank E. Maulson, Toronto; Geo. B. Nicholson, P. F. Casgrain, K.C., Montreal; Albert Mathews, Toronto; Stuart Cameron, Vancouver, B.C.*Date of Incorporation.*—August 7, 1889. *Date commenced business in Canada.*—October 15, 1890.

Capital stock paid in cash.....	\$150,000	PREMIUMS WRITTEN—CLAIMS INCURRED	
Total assets.....	18,497,608	Premiums—Ontario (net).....	\$1,174,017
Ontario business in force (gross)...	43,074,425	Premiums—Total business (net)...	3,102,610
Total business in force (gross)....	98,020,206	Death Claims—Ontario (net)....	219,449
		Death Claims—Total business (net)	562,687

FEDERAL FIRE INSURANCE COMPANY OF CANADA

HEAD OFFICE, 14 TORONTO STREET, TORONTO, ONT.

Incorporated.—December 5, 1922. *Commenced business in the Province.*—January 2, 1923.*Officers (as at date of filing statement).*—President, E. B. Stockdale; Vice-President, H. C. Scholfield, M.P.P.; Secretary, W. H. Buscombe; Managing Director, Herbert Begg; Assistant Secretary, John G. Hutchinson; Treasurer, Alan Coatsworth.*Directors (as at date of filing statement).*—E. B. Stockdale, Hon. H. C. Scholfield, M.P.P., F. K. Morrow, W. H. Mara, Harry C. Edgar, Frank Shannon, W. R. Begg, W. S. Morden, Col. K. R. Marshall, D.S.O., C.M.G., Herbert Begg.*Auditor.*—Neff, Robertson & Company.**Statement for the Year Ending 31st December, 1931****Capital Stock**

	Amount subscribed for	Amount paid in cash
Amount of capital stock authorized, \$1,000,000.		
Number of shares, 10,000. Par value, \$100.		
Capital stock at beginning of year.....	\$500,000 00	\$125,000 00
Capital stock at end of year.....	\$500,000 00	\$125,000 00

Premium on Capital Stock

Total amount paid as premium on capital stock at beginning of year.....	\$65,471 48
Total amount paid to December 31, 1931.....	\$65,471 48

*See note on page 1.

Assets

Book value of bonds, debentures and debenture stocks owned.....	\$330,059	54
Book value of stocks owned.....	43,146	32
Cash on hand and in banks:		
On hand at head office.....	\$7,445	97
In chartered banks of Canada in Canada.....	23,893	61
In all other banks and depositories.....	493	86
Interest accrued.....		31,833 44
Agents' balances and premiums uncollected, written on or after October 1, 1931.....		2,731 43
Reinsurance companies (received business).....		25,926 82
		304 87
Gross Assets of the Company.....	\$434,002	42
Deficiency of market under book value of securities.....	13,300	67
Total Admitted Assets of the Company.....	\$420,701	75

Liabilities

Total provision for unpaid claims.....	\$2,186	49
Total net reserve, \$186,937.43; carried out at 80 per cent. thereof.....	149,549	93
Taxes due and accrued.....	7,534	50
Reinsurance companies (ceded business).....	6,753	75
Total of all liabilities except capital stock.....	\$166,024	67
Capital stock paid in cash.....	\$125,000	00
Surplus in Profit and Loss Account.....	129,677	08
Excess of assets over liabilities.....	254,677	08
Total Liabilities.....	\$420,701	75

Profit and Loss Account

(All business in the Province)

Net premiums written.....	\$187,843	95
Reserve of unearned premiums (80 per cent.):		
At beginning of year.....	153,165	82
At end of year.....	149,549	93
Decrease.....	\$3,615	89
Net premiums earned.....	\$191,459	84
Net losses and claims incurred.....	\$102,873	04
Net adjustment expenses.....	3,272	01
Commissions.....	43,282	77
Taxes.....	8,501	87
Salaries, fees, travelling.....	4,275	69
Management fee.....	14,400	00
All other expenses.....	11,000	60
Underwriting profit.....	\$3,853	86
Other revenue:		
Interest earned.....	\$15,775	99
Dividends earned.....	1,670	00
Premium on U.S. funds.....	448	74
	\$17,894	73
Other expenditure:		
Decrease in market value of investments.....	\$6,116	37
Net Profit for the Year.....	\$15,632	22

Surplus for Protection of Policyholders

Surplus of assets over liabilities (except capital stock) at beginning of year.....	\$238,947	11
Net profit brought down.....	15,632	22
	\$254,579	33
Decrease in disallowed assets.....	97	75
Surplus of assets over liabilities (except capital stock) at end of year.....	\$254,677	08

Summary of Risks—Fire

(All in the Province)

Gross in force, December 31, 1930.....	\$57,783,097	00
Taken in 1931, including renewed.....	35,203,947	00
Total.....	\$92,987,044	00
Ceased in 1931.....	33,087,878	00
Gross in force, December 31, 1931.....	\$59,899,166	00
Reinsurance in force, December 31, 1931.....	17,372,953	00
Net in force, December 31, 1931.....	\$42,526,213	00

Exhibit of Premiums

(All in the Province)

	Fire	Burglary	Plate Glass
Gross in force, December 31, 1930.....	\$509,023 67		
Taken in 1931, including renewed.....	311,358 59	\$1,895 65	\$1,405 56
Total.....	\$820,382 26	\$1,895 65	\$1,405 56
Ceased in 1931.....	308,038 84	83 25	49 07
Gross in force, December 31, 1931.....	\$512,343 42	\$1,812 40	\$1,356 49
Reinsurance in force, December 31, 1931.....	141,380 84		
Net in force, December 31, 1931.....	\$370,962 58	\$1,812 40	\$1,356 49

Schedule "D"

Bonds and Debentures Owned by the Company

	Par Value	Book Value
Dominion of Canada National Service Loan, 5%, 1941.....	\$15,000 00	\$14,850 00
Dominion of Canada, 4½%, 1944.....	1,500 00	1,456 60
Dominion of Canada Conversion Loan, 5½%, 1959.....	35,000 00	35,582 45
Canadian National Railways, Dominion Guaranteed, 4½%, 1957.....	40,000 00	40,550 00
Canadian National Railways, Dominion Guaranteed, 4½%, 1957.....	10,000 00	10,100 00
Canadian National Railways, Dominion Guaranteed, 5%, 1969.....	10,000 00	10,000 00
Canadian Northern, Dominion Guaranteed, £1,500, 4%, 1934.....	7,300 00	6,873 28
Province of British Columbia, 4½%, 1953.....	10,000 00	9,496 00
Province of Ontario, 6%, 1941.....	6,000 00	6,583 92
Province of Ontario, 4½%, 1946.....	5,000 00	4,767 50
Province of Ontario, 5%, 1948.....	40,000 00	43,000 00
Province of Ontario, 5%, 1948.....	10,000 00	10,687 50
Province of Ontario, 5%, 1959.....	15,000 00	15,000 00
Province of Ontario, 4½%, 1950.....	10,000 00	9,555 00
City of Belleville, 6%, 1942.....	1,000 00	1,070 21
City of Belleville, 6%, 1942.....	4,000 00	4,280 86
City of Brantford, 4½%, 1940.....	5,000 00	4,763 12
City of Galt, 6%, 1938.....	3,000 00	3,152 72
Town of Mimico, 5%, 1948.....	1,000 00	
Town of Mimico, 5%, 1949.....	2,000 00	
Town of Mimico, 5%, 1950.....	2,000 00	5,066 71
City of Niagara Falls, 5%, 1949.....	1,000 00	
City of Niagara Falls, 5½%, 1932.....	1,000 00	955 06
City of Niagara Falls, 5½%, 1933.....	1,000 00	
City of Niagara Falls, 5½%, 1935.....	1,000 00	
City of Niagara Falls, 5½%, 1936.....	1,000 00	4,034 38
Town of Oshawa, 5½%, 1934.....	8,859 64	8,961 06
City of Stratford, 5%, 1934.....	1,000 00	982 83
City of Toronto, 5%, 1937.....	3,000 00	3,045 00
City of Toronto, 5%, 1938.....	5,000 00	4,896 55
City of Toronto, 6%, 1938.....	1,000 00	
City of Toronto, 6%, 1940.....	2,000 00	3,251 22
City of Toronto, 5%, 1945.....	1,000 00	1,000 00
City of Toronto, 5%, 1945.....	1,000 00	1,000 00
City of Toronto, 5%, 1949.....	1,000 00	1,000 00
City of Toronto, 5%, 1950.....	20,000 00	21,242 00
Town of Waterloo, 5½%, 1932.....	1,000 00	
Town of Waterloo, 5½%, 1933.....	2,000 00	3,032 47
City of Windsor, 4½%, 1960.....	5,000 00	4,383 15
City of Windsor, 5½%, 1951.....	1,574 62	
City of Windsor, 5½%, 1952.....	23,861 23	25,435 85
British American Oil Debentures, 5%, 1945.....	10,000 00	10,002 10
	\$325,095 49	\$330,059 54

Schedule "E"

Stocks Owned by the Company

	Book Value	Market Value
Standard Oil of New Jersey, 200 shares.....	\$11,734 45	11,700 00
Standard Oil of New Jersey, 100 shares.....	5,726 25	
International Petroleum of Canada, 300 shares.....	6,653 12	6,000 00
International Petroleum of Canada, 200 shares.....	4,130 00	
Imperial Oil Company, Limited, 400 shares.....	12,672 50	5,200 00
British American Oil, 200 shares.....	2,230 00	2,400 00
	\$43,146 32	\$25,300 00

FEDERAL INSURANCE COMPANY*

HEAD OFFICE, JERSEY CITY, N.J.

Principal Office in Canada, Montreal, Que.

Manager or Chief Executive Officer in Canada.—Alfred Power, Jr., Royal Bank Building, Montreal, Que.

Chief or General Agent in Ontario.—W. S. Tomenson, Hermant Bldg., Toronto.

Date of Incorporation.—1901. Date commenced business in Canada.—June, 1919.

Capital stock paid in cash.....	\$2,000,000	PREMIUMS WRITTEN—CLAIMS INCURRED
Assets in Canada.....	219,653	Premiums—Ontario (net).....
Liabilities in Canada.....	34,578	Premiums—Canada (net).....
		Claims—Ontario (net).....
		Claims—Canada (net).....
		\$40,235
		47,133
		18,236
		18,666

*See note on page 1.

THE FIDELITY & CASUALTY COMPANY OF NEW YORK*

HEAD OFFICE, NEW YORK

Principal Office in Canada, Montreal, P.Q.

Manager or Chief Executive Officer in Canada.—W. E. Baldwin, 465 St. John St., Montreal.

Chief or General Agent in Ontario.—G. S. Percy, Jr., Excelsior Life Bldg., Toronto, Ont.

Date of Incorporation.—March 20, 1876. *Date commenced business in Canada.*—May 15, 1905.

<table style="width: 100%; border-collapse: collapse;"> <tr> <td style="width: 15%;">Capital stock paid in cash.....</td> <td style="width: 15%;">\$2,200,000</td> </tr> <tr> <td>Assets in Canada.....</td> <td>279,532</td> </tr> <tr> <td>Liabilities in Canada.....</td> <td>13,863</td> </tr> </table>	Capital stock paid in cash.....	\$2,200,000	Assets in Canada.....	279,532	Liabilities in Canada.....	13,863	<table style="width: 100%; border-collapse: collapse;"> <tr> <th colspan="2" style="text-align: left; font-weight: normal;">PREMIUMS WRITTEN—CLAIMS INCURRED</th> </tr> <tr> <td style="width: 15%;">Premiums—Ontario (net).....</td> <td style="width: 15%;">\$3,188</td> </tr> <tr> <td>Premiums—Canada (net).....</td> <td>6,033</td> </tr> <tr> <td>Claims—Ontario (net).....</td> <td>60</td> </tr> <tr> <td>Claims—Canada (net).....</td> <td>5,338</td> </tr> </table>	PREMIUMS WRITTEN—CLAIMS INCURRED		Premiums—Ontario (net).....	\$3,188	Premiums—Canada (net).....	6,033	Claims—Ontario (net).....	60	Claims—Canada (net).....	5,338
Capital stock paid in cash.....	\$2,200,000																
Assets in Canada.....	279,532																
Liabilities in Canada.....	13,863																
PREMIUMS WRITTEN—CLAIMS INCURRED																	
Premiums—Ontario (net).....	\$3,188																
Premiums—Canada (net).....	6,033																
Claims—Ontario (net).....	60																
Claims—Canada (net).....	5,338																

FIDELITY INSURANCE COMPANY OF CANADA*

HEAD OFFICE, TORONTO, ONT.

Officers.—President and Manager, Col. A. E. Kirkpatrick, Toronto; Vice-President, Sidney W. Band, Toronto; Secretary, Wm. R. Kirkpatrick, Toronto.

Directors.—S. W. Band, Brig.-Gen. Chas. H. Mitchell, Toronto; Gerard B. Strathy, Toronto; E. G. Hanson, Montreal; W. W. Symington, Baltimore, Md.; Alfred C. Bethune, Ottawa; Alfred Savarde, K. C., Quebec, Que.; G. Porter Houston, Baltimore, Md.; Mark Bredin, Toronto; L. B. Campbell; Cecil Bethune, Ottawa, Ont.; Col. A. E. Kirkpatrick, R. H. Bland, E. A. Davis.

Date of Incorporation.—December 11, 1921. *Date commenced business in Canada.*—April 1, 1922.

<table style="width: 100%; border-collapse: collapse;"> <tr> <td style="width: 15%;">Capital stock paid in cash.....</td> <td style="width: 15%;">\$250,000</td> </tr> <tr> <td>Total assets.....</td> <td>482,047</td> </tr> <tr> <td>Total liabilities.....</td> <td>178,142</td> </tr> <tr> <td>Surplus protection of policyholders</td> <td>303,905</td> </tr> </table>	Capital stock paid in cash.....	\$250,000	Total assets.....	482,047	Total liabilities.....	178,142	Surplus protection of policyholders	303,905	<table style="width: 100%; border-collapse: collapse;"> <tr> <th colspan="2" style="text-align: left; font-weight: normal;">PREMIUMS WRITTEN—CLAIMS INCURRED</th> </tr> <tr> <td style="width: 15%;">Premiums—Ontario (net).....</td> <td style="width: 15%;">\$141,095</td> </tr> <tr> <td>Premiums—Canada (net).....</td> <td>226,147</td> </tr> <tr> <td>Claims—Ontario (net).....</td> <td>96,316</td> </tr> <tr> <td>Claims—Total business (net)....</td> <td>148,227</td> </tr> </table>	PREMIUMS WRITTEN—CLAIMS INCURRED		Premiums—Ontario (net).....	\$141,095	Premiums—Canada (net).....	226,147	Claims—Ontario (net).....	96,316	Claims—Total business (net)....	148,227
Capital stock paid in cash.....	\$250,000																		
Total assets.....	482,047																		
Total liabilities.....	178,142																		
Surplus protection of policyholders	303,905																		
PREMIUMS WRITTEN—CLAIMS INCURRED																			
Premiums—Ontario (net).....	\$141,095																		
Premiums—Canada (net).....	226,147																		
Claims—Ontario (net).....	96,316																		
Claims—Total business (net)....	148,227																		

FIDELITY-PHENIX FIRE INSURANCE COMPANY OF NEW YORK*

HEAD OFFICE, NEW YORK

Principal Office in Canada, Montreal, Que.

Manager or Chief Executive Officer in Canada.—W. E. Baldwin, Montreal.

Chief or General Agent in Ontario.—G. S. Percy, Jr., 36 Toronto St., Toronto.

Date of Incorporation.—March 1, 1910. *Date commenced business in Canada.*—March 1, 1910.

<table style="width: 100%; border-collapse: collapse;"> <tr> <td style="width: 15%;">Capital stock paid in cash.....</td> <td style="width: 15%;">\$13,859,299</td> </tr> <tr> <td>Assets in Canada.....</td> <td>836,963</td> </tr> <tr> <td>Liabilities in Canada.....</td> <td>330,797</td> </tr> </table>	Capital stock paid in cash.....	\$13,859,299	Assets in Canada.....	836,963	Liabilities in Canada.....	330,797	<table style="width: 100%; border-collapse: collapse;"> <tr> <th colspan="2" style="text-align: left; font-weight: normal;">PREMIUMS WRITTEN—CLAIMS INCURRED</th> </tr> <tr> <td style="width: 15%;">Premiums—Ontario (net).....</td> <td style="width: 15%;">\$145,292</td> </tr> <tr> <td>Premiums—Canada (net).....</td> <td>401,228</td> </tr> <tr> <td>Claims—Ontario (net).....</td> <td>59,757</td> </tr> <tr> <td>Claims—Canada (net).....</td> <td>205,067</td> </tr> </table>	PREMIUMS WRITTEN—CLAIMS INCURRED		Premiums—Ontario (net).....	\$145,292	Premiums—Canada (net).....	401,228	Claims—Ontario (net).....	59,757	Claims—Canada (net).....	205,067
Capital stock paid in cash.....	\$13,859,299																
Assets in Canada.....	836,963																
Liabilities in Canada.....	330,797																
PREMIUMS WRITTEN—CLAIMS INCURRED																	
Premiums—Ontario (net).....	\$145,292																
Premiums—Canada (net).....	401,228																
Claims—Ontario (net).....	59,757																
Claims—Canada (net).....	205,067																

FIRE ASSOCIATION OF PHILADELPHIA*

HEAD OFFICE, PHILADELPHIA, PA.

Principal Office in Canada, Toronto, Ont.

Manager or Chief Executive Officer in Canada.—Wm. Thompson, Metropolitan Bldg. Toronto, Ont.

Chief or General Agent in Ontario.—Wm. Thompson, Metropolitan Bldg., Toronto, Ont.

Date of Incorporation.—1820. *Date commenced business in Canada.*—March 10, 1918.

<table style="width: 100%; border-collapse: collapse;"> <tr> <td style="width: 15%;">Capital stock paid in cash.....</td> <td style="width: 15%;">\$5,600,000</td> </tr> <tr> <td>Assets in Canada.....</td> <td>515,165</td> </tr> <tr> <td>Liabilities in Canada.....</td> <td>203,020</td> </tr> </table>	Capital stock paid in cash.....	\$5,600,000	Assets in Canada.....	515,165	Liabilities in Canada.....	203,020	<table style="width: 100%; border-collapse: collapse;"> <tr> <th colspan="2" style="text-align: left; font-weight: normal;">PREMIUMS WRITTEN—CLAIMS INCURRED</th> </tr> <tr> <td style="width: 15%;">Premiums—Ontario (net).....</td> <td style="width: 15%;">\$73,817</td> </tr> <tr> <td>Premiums—Canada (net).....</td> <td>195,988</td> </tr> <tr> <td>Claims—Ontario (net).....</td> <td>68,763</td> </tr> <tr> <td>Claims—Canada (net).....</td> <td>172,092</td> </tr> </table>	PREMIUMS WRITTEN—CLAIMS INCURRED		Premiums—Ontario (net).....	\$73,817	Premiums—Canada (net).....	195,988	Claims—Ontario (net).....	68,763	Claims—Canada (net).....	172,092
Capital stock paid in cash.....	\$5,600,000																
Assets in Canada.....	515,165																
Liabilities in Canada.....	203,020																
PREMIUMS WRITTEN—CLAIMS INCURRED																	
Premiums—Ontario (net).....	\$73,817																
Premiums—Canada (net).....	195,988																
Claims—Ontario (net).....	68,763																
Claims—Canada (net).....	172,092																

THE FIRE INSURANCE COMPANY OF CANADA*

HEAD OFFICE, MONTREAL, P.Q.

Officers.—President, Hon. R. Dandurand, K.C., P.C., Montreal; Vice-President and Manager, J. A. Blondeau, Montreal; Secretary, H. Clement.

Directors.—Hon. C. P. Beaubien, Montreal; J. M. Fortier, Montreal; C. M. Hart, Montreal; N. Lavoie, Quebec; Hon. T. Lemieux, K.C., P.C., Montreal; Donat Raymond, Montreal; Hon. R. Dandurand, K.C., P.C., Montreal; J. A. Blondeau, Montreal; Ernest R. Decary; H. H. Bradburn, Winnipeg, Man.

Chief or General Agent in Ontario.—Grover D. Leyland, Metropolitan Bldg., Toronto.

Date of Incorporation.—May 18, 1916. *Date commenced business in Canada.*—October 28, 1918.

<table style="width: 100%; border-collapse: collapse;"> <tr> <td style="width: 15%;">Capital stock paid in cash.....</td> <td style="width: 15%;">\$425,000</td> </tr> <tr> <td>Total assets.....</td> <td>1,228,697</td> </tr> <tr> <td>Total liabilities.....</td> <td>540,509</td> </tr> <tr> <td>Surplus protection of policyholders</td> <td>688,188</td> </tr> </table>	Capital stock paid in cash.....	\$425,000	Total assets.....	1,228,697	Total liabilities.....	540,509	Surplus protection of policyholders	688,188	<table style="width: 100%; border-collapse: collapse;"> <tr> <th colspan="2" style="text-align: left; font-weight: normal;">PREMIUMS WRITTEN—CLAIMS INCURRED</th> </tr> <tr> <td style="width: 15%;">Premiums—Ontario (net).....</td> <td style="width: 15%;">\$220,561</td> </tr> <tr> <td>Premiums—Total business (net)...</td> <td>308,565</td> </tr> <tr> <td>Claims—Ontario (net).....</td> <td>171,135</td> </tr> <tr> <td>Claims—Total business (net)....</td> <td>195,372</td> </tr> </table>	PREMIUMS WRITTEN—CLAIMS INCURRED		Premiums—Ontario (net).....	\$220,561	Premiums—Total business (net)...	308,565	Claims—Ontario (net).....	171,135	Claims—Total business (net)....	195,372
Capital stock paid in cash.....	\$425,000																		
Total assets.....	1,228,697																		
Total liabilities.....	540,509																		
Surplus protection of policyholders	688,188																		
PREMIUMS WRITTEN—CLAIMS INCURRED																			
Premiums—Ontario (net).....	\$220,561																		
Premiums—Total business (net)...	308,565																		
Claims—Ontario (net).....	171,135																		
Claims—Total business (net)....	195,372																		

*See note on page 1.

FIREMAN'S FUND INSURANCE COMPANY*

HEAD OFFICE, SAN FRANCISCO, CAL.

Principal Office in Canada, Toronto, Ont.

Manager or Chief Executive Officer in Canada.—W. Rae Blight, 22 Toronto St., Toronto.*Chief or General Agent in Ontario.*—W. Rae Blight, 22 Toronto St., Toronto.*Date of Incorporation.*—May 6, 1863. *Date commenced business in Canada.*—November 30, 1912.

Capital stock paid in cash.....	\$7,500,000	PREMIUMS WRITTEN—CLAIMS INCURRED	
Assets in Canada.....	421,361	Premiums—Ontario (net).....	\$101,533
Liabilities in Canada.....	214,736	Premiums—Canada (net).....	324,426
		Claims—Ontario (net).....	56,975
		Claims—Canada (net).....	200,536

FIREMEN'S INSURANCE COMPANY OF NEWARK, N.J.*

HEAD OFFICE, NEWARK, N.J.

Principal Office in Canada, Toronto, Ont.

Manager or Chief Executive Officer in Canada.—R. F. Massie, Toronto.*Chief or General Agent in Ontario.*—R. F. Massie, 465 Bay St., Toronto.*Date of Incorporation.*—December 3, 1855. *Date commenced business in Canada.*—April, 1910.

Capital stock paid in cash.....	\$18,777,000	PREMIUMS WRITTEN—CLAIMS INCURRED	
Assets in Canada.....	472,388	Premiums—Ontario (net).....	\$44,141
Liabilities in Canada.....	198,105	Premiums—Canada (net).....	217,698
		Claims—Ontario (net).....	35,774
		Claims—Canada (net).....	124,784

FIRST AMERICAN FIRE INSURANCE COMPANY*

HEAD OFFICE, NEW YORK

Principal Office in Canada, Montreal, Que.

Manager or Chief Executive Officer in Canada.—Wm. E. Baldwin, 465 St. John St., Montreal, Que.*Chief or General Agent in Ontario.*—Gilbert Sanderson Percy, 36 Toronto St., Toronto.*Date of Incorporation.*—July 25, 1925. *Date commenced business in Canada.*—April 12, 1926

Capital stock paid in cash.....	\$1,000,000	PREMIUMS WRITTEN—CLAIMS INCURRED	
Assets in Canada.....	250,126	Premiums—Ontario (net).....	\$16,566
Liabilities in Canada.....	61,636	Premiums—Canada (net).....	80,792
		Claims—Ontario (net).....	13,100
		Claims—Canada (net).....	55,964

FIRST NATIONAL INSURANCE COMPANY OF AMERICA*

HEAD OFFICE, SEATTLE, WASH.

Principal Office in Canada, Vancouver, B.C.

Manager or Chief Executive Officer in Canada.—A. B. Derifield, Vancouver, B.C.*Chief or General Agent in Ontario.*—F. W. Plaxton, 159 Bay St., Toronto, Ont.*Date of Incorporation.*—1928. *Date commenced business in Canada.*—April 11, 1930.

Capital stock paid in cash.....	\$1,000,000	PREMIUMS WRITTEN—CLAIMS INCURRED	
Assets in Canada.....	217,463	Premiums—Ontario (net).....	\$26,966
Liabilities in Canada.....	88,929	Premiums—Canada (net).....	149,179
		Claims—Ontario (net).....	39,514
		Claims—Canada (net).....	83,457

FONCIERE FIRE INSURANCE COMPANY OF PARIS, FRANCE**(La Fonciere Compagnie d'Assurances Mobiliers et Immobiliers a Primes Fixes)*

HEAD OFFICE, PARIS, FRANCE

Principal Office in Canada, Montreal, Que.

Manager or Chief Executive Officer in Canada.—P. J. Perrin, Montreal.*Chief or General Agent in Ontario.*—H. Begg, 14 Toronto Street, Toronto.*Date of Organization.*—May 23, 1877. *Date commenced business in Canada.*—April 7, 1926.

Capital stock paid in cash.....	\$2,000,000	PREMIUMS WRITTEN—CLAIMS INCURRED	
Assets in Canada.....	240,481	Premiums—Ontario (net).....	\$25,009
Liabilities in Canada.....	126,331	Premiums—Canada (net).....	168,110
		Claims—Ontario (net).....	32,972
		Claims—Canada (net).....	123,603

*See note on page 1.

THE FRANKLIN FIRE INSURANCE COMPANY OF PHILADELPHIA*

HEAD OFFICE, PHILADELPHIA, PA.

Principal Office in Canada, Montreal, P.Q.

Manager or Chief Executive Officer in Canada.—Fred W. Evans, Montreal.

Chief or General Agent in Ontario.—A. M. M. Kirkpatrick, 15 Toronto St., Toronto.

Date of Incorporation.—1829. *Date commenced business in Canada.*—February 27, 1922.

	PREMIUMS WRITTEN—CLAIMS INCURRED	
Capital stock paid in cash.....	\$3,000,000	†Premiums—Ontario (net)..... Nil
Assets in Canada.....	223,741	†Premiums—Canada (net)..... Nil
†Liabilities in Canada.....	Nil	†Claims—Ontario (net)..... Nil
		†Claims—Canada (net)..... Nil

FULTON FIRE INSURANCE COMPANY*

HEAD OFFICE, NEW YORK CITY

Principal Office in Canada—Montreal, Que.

Manager or Chief Executive Officer in Canada.—Alex. M. Stewart, Insurance Exchange Bldg., Montreal, Que.

Chief or General Agent in Ontario.—J. P. Walsh, c/o Smith & Walsh, Limited, 27 Wellington St. E., Toronto, Ont.

Date of Incorporation.—1929. *Date commenced business in Canada.*—January 1, 1931.

	PREMIUMS WRITTEN—CLAIMS INCURRED	
Capital stock paid in cash.....	\$500,000	Premiums—Ontario (net)..... \$9,780
Assets in Canada.....	114,507	Premiums—Canada (net)..... 14,143
Liabilities in Canada.....	6,567	Claims—Ontario (net)..... 2,668
		Claims—Canada (net)..... 4,282

GENERAL ACCIDENT ASSURANCE COMPANY OF CANADA*

HEAD OFFICE, TORONTO, ONT.

Officers.—President, Col. J. F. Michie, Toronto; 1st Vice-President, R. S. Waldie, Toronto; 2nd Vice-President, J. A. Northway, Toronto; Managing Director, Thos. H. Hall, Toronto; Manager, W. A. Barrington, Toronto.

Directors.—S. Norrie-Miller, F. Norrie-Miller, J.P. Perth, Scotland; J. A. Macintosh, K.C., Toronto; F. Richardson, Philadelphia, Pa.; J. A. Northway, Toronto; J. F. Michie, Toronto; R. S. Waldie, Toronto; Thos. H. Hall, Toronto.

Date of Incorporation.—July 13, 1906. *Date commenced business in Canada.*—September 4, 1906.

	PREMIUMS WRITTEN—CLAIMS INCURRED	
Capital stock paid in cash.....	\$135,000	Premiums—Ontario (net)..... \$624,318
Total assets.....	2,254,823	Premiums—Total business (net)..... 1,177,122
Total liabilities.....	916,278	Claims—Ontario (net)..... 234,684
Surplus protection of policyholders	1,338,545	Claims—Total business (net)..... 533,315

GENERAL ACCIDENT, FIRE AND LIFE ASSURANCE CORPORATION, LIMITED*

HEAD OFFICE, PERTH, SCOTLAND

Principal Office in Canada, Toronto, Ont.

Manager or Chief Executive Officer in Canada.—Thomas H. Hall, Toronto.

Chief or General Agent in Ontario.—Thomas H. Hall, 357 Bay St., Toronto.

Date of Incorporation.—February 23, 1891. *Date commenced business in Canada.*—July 13, 1908.

	PREMIUMS WRITTEN—CLAIMS INCURRED	
Capital stock paid in cash.....	\$3,320,000	Premiums—Ontario (net)..... \$221,509
Assets in Canada.....	1,026,164	Premiums—Canada (net)..... 467,030
Liabilities in Canada.....	315,466	Claims—Ontario (net)..... 87,692
		Claims—Canada (net)..... 256,532

GENERAL CASUALTY COMPANY OF AMERICA*

HEAD OFFICE, SEATTLE, WASH.

Principal Office in Canada, Vancouver, B.C.

Manager or Chief Executive Officer in Canada.—Arnold B. Derifield, Vancouver, B.C.

Chief or General Agent in Ontario.—F. W. Plaxton, 159 Bay St., Toronto.

Date of Incorporation.—1925. *Date commenced business in Canada.*—January 29, 1929.

	PREMIUMS WRITTEN—CLAIMS INCURRED	
Capital stock paid in cash.....	\$500,000	Premiums—Ontario (net)..... \$47,109
Assets in Canada.....	216,454	Premiums—Canada (net)..... 251,743
Liabilities in Canada.....	150,813	Claims—Ontario (net)..... 20,855
		Claims—Canada (net)..... 124,787

*See note on page 1.

†All business in Canada fully reinsured with the Home Insurance Company.

THE GENERAL CASUALTY INSURANCE COMPANY OF PARIS**(Compagnie d'Assurances Generales Accidents, Vol. Martines, Risques, Divers Reassurances)*

HEAD OFFICE, PARIS, FRANCE

Principal Office in Canada, Montreal, Que.

Manager or Chief Executive Officer in Canada.—Frank S. Johnson, Montreal.*Chief or General Agent in Ontario.*—R. J. Blanchet, 45 Richmond St. W., Toronto.*Date of Incorporation.*—1912. *Date commenced business in Canada.*—June 20, 1926.

Capital stock paid in cash..	Francs 24,000,000	PREMIUMS WRITTEN—CLAIMS INCURRED	
Assets in Canada.....	\$417,972	Premiums—Ontario (net).....	\$84,747
Liabilities in Canada.....	134,483	Premiums—Canada (net).....	233,160
		Claims—Ontario (net).....	69,604
		Claims—Canada (net).....	153,039

GENERAL EXCHANGE INSURANCE CORPORATION*

HEAD OFFICE, NEW YORK, N. Y.

Principal Office in Canada, Toronto, Ont.

Manager or Chief Executive Officer in Canada.—W. Taylor, 372 Bay St., Toronto 2, Ont.*Chief or General Agent in Ontario.*—W. Taylor, 372 Bay St., Toronto 2, Ont.*Date of Incorporation.*—July 6, 1925. *Date commenced business in Canada.*—April 1, 1926.

Capital stock paid in cash.....	\$1,000,000	PREMIUMS WRITTEN—CLAIMS INCURRED	
Assets in Canada.....	435,624	Premiums—Ontario (net).....	\$144,111
Liabilities in Canada.....	184,267	Premiums—Canada (net).....	390,138
		Claims—Ontario (net).....	54,924
		Claims—Canada (net).....	226,432

THE GENERAL FIRE INSURANCE COMPANY OF PARIS, FRANCE**(Compagnie d'Assurances Generales L'Incendie)*

HEAD OFFICE, PARIS, FRANCE

Principal Office in Canada, Montreal, Que.

Manager or Chief Executive Officer in Canada.—A. Samoisset, Montreal.*Chief or General Agent in Ontario.*—William Johnston, 43 Adelaide St. East, Toronto.*Date of Incorporation.*—1819. *Date commenced business in Canada.*—July 20, 1912.

Capital stock paid in cash..	Francs 40,000,000	PREMIUMS WRITTEN—CLAIMS INCURRED	
Assets in Canada.....	\$200,451	Premiums—Ontario (net).....	\$31,412
Liabilities in Canada.....	126,056	Premiums—Canada (net).....	157,098
		Claims—Ontario (net).....	12,457
		Claims—Canada (net).....	78,043

GENERAL INDEMNITY CORPORATION OF AMERICA*

HEAD OFFICE, ROCHESTER, N. Y.

Principal Office in Canada, Montreal, Que.

Manager or Chief Executive Officer in Canada.—J. G. LeClerc, Montreal.*Chief or General Agent in Ontario.*—G. V. Purves, 98 Wellington St. West, Toronto.*Date of Incorporation.*—1914. *Date commenced business in Canada.*—1924.

Capital stock paid in cash.....	\$750,000	PREMIUMS WRITTEN—CLAIMS INCURRED	
Assets in Canada.....	22,329	Premiums—Ontario (net).....	\$254
Liabilities in Canada.....	1,357	Premiums—Canada (net).....	1,246
		Claims—Ontario (net).....	Nil
		Claims—Canada (net).....	Nil

GENERAL INSURANCE COMPANY OF AMERICA*

HEAD OFFICE, SEATTLE, STATE OF WASHINGTON

Principal Office in Canada, Vancouver, B.C.

Manager or Chief Executive Officer in Canada.—A. B. Derifield, Vancouver, B.C.*Chief or General Agent in Ontario.*—F. W. Plaxton, 159 Bay St., Toronto.*Date of Incorporation.*—February 28, 1923. *Date commenced business in Canada.*—December, 1926.

Capital stock paid in cash.....	\$1,000,000	PREMIUMS WRITTEN—CLAIMS INCURRED	
Assets in Canada.....	336,292	Premiums—Ontario (net).....	\$34,876
Liabilities in Canada.....	135,858	Premiums—Canada (net).....	246,581
		Claims—Ontario (net).....	22,805
		Claims—Canada (net).....	90,946

*See note on page 1.

THE GERMANIC FIRE INSURANCE COMPANY OF NEW YORK*

HEAD OFFICE, NEW YORK, N. Y.

Principal Office in Canada, Montreal, Que.

Manager or Chief Executive Officer in Canada.—A. H. Johnstone, Montreal, Que.

Chief or General Agent in Ontario.—A. H. Siebert, 93 King St. West, Kitchener, Ont.

Date of Incorporation.—1928. *Date commenced business in Canada.*—April, 1930.

Capital stock paid in cash.....	\$2,600,000	PREMIUMS WRITTEN—CLAIMS INCURRED
Assets in Canada.....	133,586	Premiums—Ontario (net).....
Liabilities in Canada.....	28,848	Premiums—Canada (net).....
		Claims—Ontario (net).....
		Claims—Canada (net).....
		\$24,723
		50,190
		3,618
		13,107

GIRARD FIRE AND MARINE INSURANCE COMPANY*

HEAD OFFICE, PHILADELPHIA, PA.

Principal Office in Canada, Toronto, Ont.

Manager or Chief Executive Officer in Canada.—Robt. F. Massie, Toronto.

Chief or General Agent in Ontario.—Robt. F. Massie, 465 Bay St., Toronto.

Date of Incorporation.—1853. *Date commenced business in Canada.*—April 30, 1917.

Capital stock paid in cash.....	\$1,000,000	PREMIUMS WRITTEN—CLAIMS INCURRED
Assets in Canada.....	121,423	Premiums—Ontario (net).....
Liabilities in Canada.....	24,801	Premiums—Canada (net).....
		Claims—Ontario (net).....
		Claims—Canada (net).....
		\$15,720
		35,142
		17,194
		25,848

GLENS FALLS INSURANCE COMPANY*

HEAD OFFICE, GLENS FALLS, N. Y.

Principal Office in Canada, Toronto, Ont.

Manager or Chief Executive Officer in Canada.—Geo. B. Kenney, Toronto.

Chief or General Agent in Ontario.—Geo. B. Kenney, 36 Toronto St., Toronto.

Date of Organization.—1850. *Date commenced business in Canada.*—November 28, 1913.

Capital stock paid in cash.....	\$5,000,000	PREMIUMS WRITTEN—CLAIMS INCURRED
Assets in Canada.....	653,630	Premiums—Ontario (net).....
Liabilities in Canada.....	145,222	Premiums—Canada (net).....
		Claims—Ontario (net).....
		Claims—Canada (net).....
		\$70,439
		218,477
		24,175
		99,898

THE GLOBE INDEMNITY COMPANY OF CANADA*

HEAD OFFICE, MONTREAL, P. Q.

Officers.—President and General Manager, F. C. Browning, Montreal; Vice-President and Fire Manager, Lewis Laing, Montreal; Vice-President and Secretary, P. M. May, Montreal.

Directors.—Sir Frederick Williams-Taylor, Montreal; W. Molson McPherson, Quebec; J. Theo LeClerc, Montreal; Frederick Edmund Meredith, Montreal; R. McConnell, Liverpool; Eng.; Hon. L. A. Taschereau, Quebec, Que.; Lt.-Col. H. Molson, LL.D., B.A.Sc., C.M.G., Montreal; F. C. Browning, Montreal; Lewis Laing, Montreal; P. M. May, Montreal.

Chief or General Agent in Ontario.—T. F. Smith, Metropolitan Bldg., Toronto.

Date of Incorporation.—July 23, 1894. *Date commenced business in Canada.*—August 27, 1895.

Capital stock paid in cash.....	\$200,000	PREMIUMS WRITTEN—CLAIMS INCURRED
Total assets.....	1,278,932	Premiums—Ontario (net).....
Total liabilities.....	793,480	Premiums—Total business (net)...
Surplus protection of policyholders	485,452	Claims—Ontario (net).....
		Claims—Total business (net)....
		\$480,358
		822,436
		282,240
		500,910

GLOBE & RUTGERS FIRE INSURANCE COMPANY*

HEAD OFFICE, NEW YORK

Principal Office in Canada, Montreal, P. Q.

Manager or Chief Executive Officer in Canada.—J. W. Binnie, Montreal.

Chief or General Agent in Ontario.—W. H. Sherman, Excelsior Life Bldg., Toronto.

Date of Organization.—December 20, 1898. *Date commenced business in Canada.*—March 6, 1914.

Capital stock paid in cash.....	\$7,000,000	PREMIUMS WRITTEN—CLAIMS INCURRED
Assets in Canada.....	1,333,275	Premiums—Ontario (net).....
Liabilities in Canada.....	756,100	Premiums—Canada (net).....
		Claims—Ontario (net).....
		Claims—Canada (net).....
		\$437,712
		1,108,073
		246,919
		625,106

*See note on page 1.

GRAIN INSURANCE AND GUARANTEE COMPANY*

HEAD OFFICE, WINNIPEG, MAN.

Officers.—President, R. T. Evans, Winnipeg, Man.; Vice-President, W. H. McWilliams, Winnipeg; General Manager, W. D. Law, Winnipeg; Assistant General Manager, E. S. Craig, Winnipeg, Man.

Chief Agent in Ontario.—J. Proctor, 100 Adelaide St. West, Toronto, Ont.

Directors.—W. A. Anderson, R. T. Evans, G. W. P. Heffelfinger, N. L. Leach, W. H. McWilliams, D. C. MacLachlan, M. A. Smith, C. G. Spencer, C. E. Hayles, J. M. Gilchrist, W. A. Murphy, R. H. Moore, J. B. Richardson, W. McG. Rait, H. E. Sellers, all of Grain Exchange Bldg., Winnipeg, Man.

Date of Incorporation.—August, 1920. *Date commenced business in Canada.*—August 13, 1920.

Capital stock paid in cash.....	\$1,155,960	PREMIUMS WRITTEN—CLAIMS INCURRED	
Assets in Canada.....	1,712,073	Premiums—Ontario (net).....	\$216
Liabilities in Canada.....	243,483	Premiums—Canada (net).....	411,535
Surplus protection of policyholders	1,468,590	Claims—Ontario (net).....	Nil
		Claims—Canada (net).....	175,114

GRANITE STATE FIRE INSURANCE COMPANY*

HEAD OFFICE, PORTSMOUTH, N.H.

Principal Office in Canada, Montreal, Que.

Manager or Chief Executive Officer in Canada.—R. deGrandpré, 276 St. James St. West, Montreal, Que

Chief or General Agent in Ontario.—Gavin Browne, Jr., 53 Yonge St., Toronto.

Date of Incorporation.—1885. *Date commenced business in Canada.*—1929.

Capital stock paid in cash.....	\$1,000,000	PREMIUMS WRITTEN—CLAIMS INCURRED	
Assets in Canada.....	123,424	Premiums—Ontario (net).....	\$9,588
Liabilities in Canada.....	32,649	Premiums—Canada (net).....	32,889
		Claims—Ontario (net).....	2,018
		Claims—Canada (net).....	22,273

GREAT AMERICAN INDEMNITY COMPANY*

HEAD OFFICE, NEW YORK CITY

Principal Office in Canada, Montreal, Que.

Manager or Chief Executive Officer in Canada.—H. C. Bourne, 465 St. John St., Montreal, Que.

Chief or General Agent in Ontario.—Wm. Robbins, Room 205, Dominion Bank Bldg., Toronto, Ont.

Date of Incorporation.—April, 1926. *Date commenced business in Canada.*—November 15, 1931.

Capital stock paid in cash.....	\$1,250,000	PREMIUMS WRITTEN—CLAIMS INCURRED	
Assets in Canada.....	109,595	Premiums—Ontario (net).....	\$212
Liabilities in Canada.....	101,983	Premiums—Canada (net).....	94,486
		Claims—Ontario (net).....	440
		Claims—Canada (net).....	3,962

GREAT AMERICAN INSURANCE COMPANY

HEAD OFFICE, NEW YORK

Principal Office in Canada, Toronto, Ont.

Manager or Chief Executive Officer in Canada.—William Robbins, Toronto.

Chief or General Agent in Ontario.—William Robbins, Dominion Bank Bldg., Toronto.

Date of Incorporation.—March 6, 1872. *Date commenced business in Canada.*—December 7, 1904.

Capital stock paid in cash.....	\$16,300,000	PREMIUMS WRITTEN—CLAIMS INCURRED	
Assets in Canada.....	792,830	Premiums—Ontario (net).....	\$85,558
Liabilities in Canada.....	761,667	Premiums—Canada (net).....	947,660
		Claims—Ontario (net).....	72,148
		Claims—Canada (net).....	388,613

*See note on page 1.

THE GREAT WEST LIFE ASSURANCE COMPANY*

HEAD OFFICE, WINNIPEG, MAN.

Officers.—President, Geo. W. Allan, Winnipeg; Vice-Presidents, Sir D. H. McMillan, Winnipeg; R. T. Riley, Winnipeg; General Manager, C. C. Ferguson, Winnipeg.

Directors.—G. W. Allan, K.C., Winnipeg; M. F. Christie, Winnipeg; Hon. T. A. Crerar, F. L. Patton, Winnipeg; W. P. Riley, Winnipeg; Hugh F. Osler, Winnipeg; J. A. Richardson, Winnipeg; W. H. McWilliams, Winnipeg; Sir D. H. McMillan, Winnipeg; R. T. Riley, Winnipeg; N. J. Breen, Winnipeg; F. E. Halls, Winnipeg.

Chief or General Agent in Ontario.—Milton Taylor, 36 Toronto St., Toronto.

Date of Incorporation.—August 28, 1891. *Date commenced business in Canada.*—August 18, 1892.

Capital stock paid in cash.....	\$1,000,000
Total assets.....	135,571,241
Ontario business in force (gross)...	133,182,514
Total business in force (gross)....	616,536,322

PREMIUMS WRITTEN—CLAIMS INCURRED	
Premiums—Ontario (net).....	\$4,390,578
Premiums—Total business (net)...	20,617,306
Death Claims—Ontario (net).....	948,786
Death Claims—Total business (net)...	3,484,734

THE GUARANTEE COMPANY OF NORTH AMERICA*

HEAD OFFICE, MONTREAL, QUE.

Officers.—President and Managing Director, Henry E. Rawlings, Montreal; Vice-President, Sir Charles Gordon, G.B.E., Montreal.

Directors.—Hon. E. C. Smith, St. Albans, Vt.; Frank Scott, Montreal; Hon. Smeaton White, Montreal; Philip Stockton, Boston; Henry Tatnal, Philadelphia, Pa.; Geo. W. Allan, Winnipeg; Henry E. Rawlings, Montreal; Sir Charles Gordon, Montreal; Hon. Thos. Ahearn, P.C., Montreal; W. S. Chadwick.

Chief or General Agent in Ontario.—W. A. Medland, Mail Bldg., Toronto.

Date of Incorporation.—August 2, 1851. *Date commenced business in Canada.*—April, 1872.

Capital stock paid in cash.....	\$304,600
Total assets.....	4,283,253
Total liabilities.....	1,106,985
Surplus protection of policyholders	3,176,268

PREMIUMS WRITTEN—CLAIMS INCURRED	
Premiums—Ontario (net).....	\$79,145
Premiums—Total business (net)...	429,686
Claims—Total Ontario (net).....	18,550
Claims—Total business (net)....	102,818

GUARDIAN ASSURANCE COMPANY, LIMITED, OF LONDON, ENGLAND*

HEAD OFFICE, LONDON, ENGLAND

Principal Office in Canada, Montreal, Que.

Manager or Chief Executive Officer in Canada.—Bertram E. Hards, Montreal.

Chief or General Agent in Ontario.—H. N. De Witt, 36 Toronto St., Toronto.

Date of Organization.—December 17, 1821. *Date commenced business in Canada.*—May 1, 1869.

Capital stock paid in cash.....	£1,024,578
Assets in Canada.....	\$2,465,877
Liabilities in Canada.....	913,812

PREMIUMS WRITTEN—CLAIMS INCURRED	
Premiums—Ontario (net).....	\$306,913
Premiums—Canada (net).....	1,056,487
Claims—Ontario (net).....	167,633
Claims—Canada (net).....	670,110

THE GUARDIAN INSURANCE COMPANY OF CANADA*

HEAD OFFICE, MONTREAL, QUE.

Officers.—President, D. Forbes Angus, Montreal; Vice-President, Zepherin Herbert, Montreal.

Directors.—Hon. Evelyn Hubbard, London, England; Geo. W. Hubbard, London, England; A. G. Sweet, London, England; B. E. Hards, Montreal; W. H. Clark Kennedy, V.C., D.S.O.; D. Forbes Angus, Montreal; Zepherin Herbert, Montreal; Geo. Henderson, Montreal; Lionel C. P. Walsh, Montreal.

Chief or General Agent in Ontario.—H. N. Dewitt, 36 Toronto St., Toronto.

Date of Incorporation.—April 4, 1911. *Date commenced business in Canada.*—November 17, 1911.

Capital stock paid in cash.....	\$375,000
Total assets.....	1,816,999
Total liabilities.....	1,067,498
Surplus protection of policyholders	749,501

PREMIUMS WRITTEN—CLAIMS INCURRED	
Premiums—Ontario (net).....	\$155,772
Premiums—Total business (net)...	750,171
Claims—Ontario (net).....	62,643
Claims—Total business (net)....	398,380

* See note on page 1.

THE GUILDHALL INSURANCE COMPANY, LIMITED*

HEAD OFFICE, LONDON, ENGLAND

Principal Office in Canada, Montreal, Que.

Manager or Chief Executive Officer in Canada.—D. K. MacDonald, 465 St. John St., Montreal, Que.

Chief or General Agent in Ontario.—Mitchell & Ryerson, 90 Adelaide St. East, Toronto.

Date of Organization.—January, 1920. Date commenced business in Canada.—October 1, 1921.

Capital stock paid in cash.....	\$607,505	PREMIUMS WRITTEN—CLAIMS INCURRED	
Total assets.....	543,783	Premiums—Ontario (net).....	\$146,821
Total liabilities.....	304,571	Premiums—Canada (net).....	499,161
		Claims—Ontario (net).....	81,769
		Claims—Canada (net).....	231,245

HALIFAX FIRE INSURANCE COMPANY*

HEAD OFFICE, HALIFAX, N.S.

Officers.—President, Jno. B. Douglas, Halifax, N.S.; Vice-President, Hon. F. B. McCurdy; P. C., Halifax, N.S.; General Manager and Secretary-Treasurer, A. G. Cross, Halifax, N.S.

Directors.—Hon. F. B. McCurdy, Halifax, N.S.; Hon. F. P. Bligh, Halifax, N.S.; E. V. Hogan, M.D., Halifax, N.S.; A. G. Cross, Halifax, N.S.; H. McInnes, K.C., Halifax, N.S.; H. R. Silver, Halifax, N.S.; Jno. B. Douglas, Halifax, N.S.; T. W. Murphy, Halifax, N.S.; J. G. MacDougall, M.D.

Chief or General Agent in Ontario.—D. N. Bonnyman, 88 King St. E., Toronto.

Date of Incorporation.—1909. Date commenced business in Canada.—February 7, 1819.†

Capital stock paid in cash.....	\$2,000,000	PREMIUMS WRITTEN—CLAIMS INCURRED	
Total assets.....	5,543,843	Premiums—Ontario (net).....	\$219,905
Total liabilities.....	2,058,484	Premiums—Total business (net).....	1,155,805
Surplus protection of policyholders	3,485,359	Claims—Ontario (net).....	87,692
		Claims—Total business (net).....	607,787

HAND IN HAND INSURANCE COMPANY

HEAD OFFICE, TORONTO, ONT.

Incorporated.—June 3, 1873. Commenced business in the Province.—July 1, 1873.

Officers (as at date of filing statement).—President, W. R. Houghton; Vice-President, Joseph Walmsley; Secretary, C. H. C. Fortner; Manager, Joseph Walmsley.

Directors (as at date of filing statement).—C. M. Horswell, W. R. Houghton, Joseph Walmsley, Alfred Wright, Toronto.

Auditors.—H. T. Jamieson & Company.

Statement for the Year Ending 31st December, 1931

Capital Stock

	Amount subscribed for	Amount paid in cash
Amount of capital stock authorized, \$500,000.		
No. of shares, 5,000. Par value, \$100.		
Capital stock at beginning of year.....	\$100,000 00	\$100,000 00
Capital stock at end of year.....	\$100,000 00	\$100,000 00

Premium on Capital Stock

Total amount paid to December 31, 1931.....	Nil.
---	------

Assets

Mortgage loans on real estate, first mortgages.....	\$17,700 00
Book value of bonds, debentures and debenture stocks owned.....	425,018 43
Book value of stocks owned.....	568 90
Cash on hand and in banks:	
On hand at head office.....	\$402 58
In chartered banks of Canada in Canada.....	19,460 23
In all other banks and depositories.....	13,850 74
	<u>33,713 55</u>
Interest due, \$136.70; accrued, \$5,639.16.....	\$5,775 86
Dividends due.....	12 00
	<u>5,787 86</u>
Agents' balances and premiums uncollected, written on or after October 1, 1931.....	7,230 91
Balance due from reinsurance companies.....	781 67
	<u>\$490,801 32</u>

*See note on page 1.

Liabilities

Total provision for unpaid claims		\$395 00
Total net reserve, \$55,429.42 carried out at 100% thereof		55,429 42
Expenses due and accrued		250 00
Taxes due and accrued		3,203 38
Reinsurance premiums		458 18
Return premiums		45 08
Bills payable, London & Lancashire Ins. Co., Ltd.		203,034 05
Total of all liabilities except capital stock		\$262,815 11
Capital stock paid in cash	\$100,000 00	
Surplus in Profit and Loss Account	127,986 21	
Excess of assets over liabilities		227,986 21
Total Liabilities		\$490,801 32

Profit and Loss Account

Net premiums written		\$83,418 86
Reserve of unearned premiums:		
At beginning of year		63,756 80
At end of year		55,429 42
Decrease		\$8,327 38
Net premiums earned		\$91,746 24
Net losses and claims incurred		\$45,430 39
Net adjustment expenses		1,817 00
Commissions		15,384 66
Taxes		4,510 33
Salaries, fees and travelling expenses		11,919 09
All other expenses		5,377 51
Underwriting profit		\$7,307 26
Other Revenue:		
Interest earned	\$16,079 22	
Dividends earned	48 00	
Profit on investments	204 89	
Endorsement fee	1 00	
		\$16,333 11
Net Profit for the Year		\$23,640 37

Surplus for Protection of Policyholders

Surplus of assets over liabilities (except capital stock) at beginning of year	\$213,961 92
Net profit brought down	23,640 37
Decrease in disallowed assets	\$237,602 29
	383 92
Dividends declared	\$237,986 21
	10,000 00
Surplus of Assets over Liabilities (except Capital Stock) at end of Year	\$227,986 21

Summary of Risks—Fire

(All in the Province)

Gross in force, December 31, 1930	\$114,319 40	\$10,841 91	\$10,515,232 00
Taken in 1931, including renewed	8,851,199 00	12,767 42	453,500 00
Total	\$123,170 40	\$23,609 33	\$10,515,232 00
Ceased in 1931	\$114,319 40	12,747 36	
Gross in force, December 31, 1931	\$8,851,199 00	\$10,861 97	\$10,515,232 00
Reinsurance in force, December 31, 1931		859 68	
Net in Force, December 31, 1931	\$8,851,199 00	\$11,721 65	\$10,515,232 00

Exhibit of Premiums

(All in the Province)

	Fire	Automobile	Plate Glass
Gross in force, December 31, 1930	\$114,319 40	\$10,841 91	\$5,097 62
Taken in 1931, including renewed	8,851,199 00	12,767 42	3,286 16
Total	\$123,170 40	\$23,609 33	\$8,383 78
Ceased in 1931	\$114,319 40	12,747 36	3,770 94
Gross in force, December 31, 1931	\$8,851,199 00	\$10,861 97	\$4,612 84
Reinsurance in force, December 31, 1931		859 68	
Net in Force, December 31, 1931	\$8,851,199 00	\$11,721 65	\$4,612 84

Schedule "D"

Bonds and Debentures Owned by the Company

	Par Value	Book Value
Province of Ontario, 6%, 1935	\$20,000 00	\$18,650 00
Province of Saskatchewan, 5%, 1939	20,000 00	19,146 00
Hydro-Electric Power Commission, 4%, 1957	10,000 00	10,000 00
City of Toronto, 5½%, 1948-9-50	10,000 00	9,625 00
City of Niagara Falls, 5%, 1932-3	1,687 09	1,557 24
Town of Gananoque, 4%, 1935	6,000 00	5,700 00
Town of Morrisburg, 4½%, 1939-40	4,000 00	4,050 00
Town of Gananoque, 4%, 1933	7,000 00	5,700 00
Town of Bridgeburg, 5%, 1935-42	11,776 57	10,632 34
Town of Southampton, 5%, 1932-35	1,051 58	904 32
Town of Kenora, 5½%, 1937	2,000 00	2,143 76
Town of Elmira, 6%, 1937-8	1,990 60	1,990 60
Dominion of Canada Victory Loan, 5½%, 1937	100,000 00	100,408 32
Dominion of Canada Conversion Loan, 5½% and 4½%, 1959	15,000 00	15,000 00
Province of Saskatchewan, 5%, 1939	9,000 00	8,615 70
Province of Ontario, 6%, 1935	20,000 00	18,650 00
Province of Ontario, 6%, 1941	15,000 00	14,700 00
Province of Ontario, 6%, 1943	50,000 00	49,150 00
Province of British Columbia, 5%, 1949	15,000 00	15,112 50
Canadian National Railways, 6%, 1936	25,000 00	26,028 00
Hydro-Electric Power Commission, 4%, 1957	15,000 00	12,018 00
City of Oshawa, 5%, 1932-3	1,923 28	1,821 11
City of Regina, £800, 4½%, 1952	3,893 33	3,157 10
City of Hamilton, 6%, 1934	11,000 00	10,472 40
City of Toronto, 5½%, 1950	5,000 00	5,000 00
City of Edmonton, 5½%, 1945	20,000 00	20,181 00
City of Kingston, 5%, 1943	10,000 00	9,953 00
Town of Kenora, 5½%, 1937	2,000 00	2,143 76
City of Goderich, 5%, 1932-41	3,013 86	2,750 73
City of Elmira, 6%, 1935-6	1,771 63	1,771 63
Town of Dundas, 5%, 1932	1,146 32	1,085 30
Town of Walkerville, 4½%, 1937-42	2,784 27	2,414 75
St. Paul's R.C. Schools, 5½%, 1932-56	4,988 36	4,782 87
Gatineau Power Company, 5%, 1956	10,000 00	9,703 00
Total	\$437,026 89	\$425,018 43

Schedule "E"

Stocks Owned by the Company

	Par Value	Book Value	Market Value
Toronto Mortgage Company, 8 shares	\$400 00	\$568 90	\$880 00

HANOVER FIRE INSURANCE COMPANY*

HEAD OFFICE, NEW YORK, N. Y.

Principal Office in Canada, Insurance Exchange Bldg., Montreal, Que.

Manager or Chief Executive Officer in Canada.—A. M. Stewart, Insurance Exchange Bldg., Montreal.

Chief or General Agent in Ontario.—Smith & Walsh, Ltd., 27 Wellington St. East, Toronto.

Date of Incorporation.—1852. Date commenced business in Canada.—1929.

Capital stock paid in cash	\$4,000,000	PREMIUMS WRITTEN—CLAIMS INCURRED	
Assets in Canada	152,469	Premiums—Ontario (net)	\$58,443
Liabilities in Canada	109,999	Premiums—Canada (net)	141,298
		Claims—Ontario (net)	36,879
		Claims—Canada (net)	77,319

HARTFORD ACCIDENT & INDEMNITY COMPANY*

HEAD OFFICE, HARTFORD, CONN.

Principal Office in Canada, Toronto, Ont.

Manager or Chief Executive Officer in Canada.—Peter A. McCallum, Toronto.

Chief or General Agent in Ontario.—Peter A. McCallum, 24 Wellington St. East, Toronto.

Date of Incorporation.—1913. Date commenced business in Canada.—August 10, 1920.

Capital stock paid in cash	\$3,000,000	PREMIUMS WRITTEN—CLAIMS INCURRED	
Assets in Canada	408,523	Premiums—Ontario (net)	\$96,898
Liabilities in Canada	131,729	Premiums—Canada (net)	195,982
		Claims—Ontario (net)	41,019
		Claims—Canada (net)	85,753

*See note on page 1.

HARTFORD FIRE INSURANCE COMPANY*

HEAD OFFICE, HARTFORD, CONN.

Principal Office in Canada, Toronto, Ont.

Manager or Chief Executive Officer in Canada.—Peter A. McCallum, Toronto.*Chief or General Agent in Ontario.*—Peter A. McCallum, 24 Wellington St. East, Toronto.*Date of Incorporation.*—May, 1810. *Date commenced business in Canada.*—November, 1836.

Capital stock paid in cash.....	\$12,000,000	PREMIUMS WRITTEN—CLAIMS INCURRED	
Assets in Canada.....	2,695,264	Premiums—Ontario (net).....	\$412,444
Liabilities in Canada.....	779,111	Premiums—Canada (net).....	1,060,332
		Claims—Ontario (net).....	166,182
		Claims—Canada (net).....	522,831

HARTFORD LIVE STOCK INSURANCE COMPANY*

HEAD OFFICE, NEW YORK, N. Y.

Principal Office in Canada, Toronto, Ont.

Manager or Chief Executive Officer in Canada.—Peter A. McCallum, Toronto.*Chief or General Agent in Ontario.*—Peter A. McCallum, 24 Wellington St. East, Toronto.*Date of Incorporation.*—1916. *Date commenced business in Canada.*—January, 1921.

Capital stock paid in cash.....	\$500,000	PREMIUMS WRITTEN—CLAIMS INCURRED	
Assets in Canada.....	65,919	Premiums—Ontario (net).....	\$17,166
Liabilities in Canada.....	13,140	Premiums—Canada (net).....	20,478
		Claims—Ontario (net).....	17,427
		Claims—Canada (net).....	18,377

THE HARTFORD STEAM BOILER INSPECTION & INSURANCE COMPANY*

HEAD OFFICE, HARTFORD, CONN.

Principal Office in Canada, Toronto, Ont.

Manager or Chief Executive Officer in Canada.—H. N. Roberts, Toronto.*Chief or General Agent in Ontario.*—H. N. Roberts, Federal Bldg., Toronto.*Date of Incorporation.*—1866. *Date commenced business in Canada.*—July 12, 1907.

Capital stock paid in cash.....	\$3,000,000	PREMIUMS WRITTEN—CLAIMS INCURRED	
Assets in Canada.....	53,917	Premiums—Ontario (net).....	\$6,030
Liabilities in Canada.....	Nil	Premiums—Canada (net).....	13,598
		Claims—Ontario (net).....	Nil
		Claims—Canada (net).....	Nil

HOME FIRE & MARINE INSURANCE COMPANY*

HEAD OFFICE, SAN FRANCISCO, CAL.

Principal Office in Canada, Toronto, Ont.

Manager or Chief Executive Officer in Canada.—W. R. Blight, Toronto, Ont.*Chief or General Agent in Ontario.*—W. R. Blight, Toronto, Ont.*Date of Incorporation.*—September 9, 1864. *Date commenced business in Canada.*—1931.

Capital stock paid in cash.....	\$1,000,000	PREMIUMS WRITTEN—CLAIMS INCURRED	
Assets in Canada.....	202,276	Premiums—Ontario (net).....	\$23,587
Liabilities in Canada.....	34,660	Premiums—Canada (net).....	61,723
		Claims—Ontario (net).....	1,483
		Claims—Canada (net).....	27,672

THE HOME INDEMNITY COMPANY*

HEAD OFFICE, NEW YORK, N. Y.

Principal Office in Canada, Montreal, Que.

Manager or Chief Executive Officer in Canada.—Fred W. Evans, Room 919, 276 St. James St., Montreal, Que.*Chief or General Agent in Ontario.*—A. M. M. Kirkpatrick, 15 Toronto St., Toronto, Ont.*Date of Incorporation.*—1930. *Date commenced business in Canada.*—August 9, 1930.

Capital stock paid in cash.....	\$1,500,000	PREMIUMS WRITTEN—CLAIMS INCURRED	
Assets in Canada.....	463,925	Premiums—Ontario (net).....	\$80
Liabilities in Canada.....	35,524	Premiums—Canada (net).....	55,293
		Claims—Ontario (net).....	752
		Claims—Canada (net).....	20,713

*See note on page 1.

HOME INSURANCE COMPANY*

HEAD OFFICE, NEW YORK, N.Y.

Principal Office in Canada, Montreal, Que.

Manager or Chief Executive Officer in Canada.—Fred W. Evans, Montreal.

Chief or General Agent in Ontario.—A. M. M. Kirkpatrick, 15 Toronto St., Toronto.

Date of Incorporation.—1853. Date commenced business in Canada.—January 1, 1902.

Capital stock paid in cash.....	\$24,000,000
Assets in Canada.....	4,087,937
Liabilities in Canada.....	1,648,366

PREMIUMS WRITTEN—CLAIMS INCURRED	
Premiums—Ontario (net).....	\$500,722
Premiums—Canada (net).....	2,433,194
Claims—Ontario (net).....	322,511
Claims—Canada (net).....	1,541,442

HOMESTEAD FIRE INSURANCE COMPANY*

HEAD OFFICE, BALTIMORE, MD.

Principal Office in Canada, Montreal, Que.

Manager or Chief Executive Officer in Canada.—Fred W. Evans, 276 St. James St. West, Montreal.

Chief or General Agent in Ontario.—A. M. M. Kirkpatrick, 15 Toronto St., Toronto.

Date of Incorporation.—June 9, 1922. Date commenced business in Canada.—April 18, 1929.

Capital stock paid in cash.....	\$500,000
Assets in Canada.....	169,280
†Liabilities in Canada.....	Nil

PREMIUMS WRITTEN—CLAIMS INCURRED	
†Premiums—Ontario (net).....	Nil
†Premiums—Canada (net).....	Nil
†Claims—Ontario (net).....	Nil
†Claims—Canada (net).....	Nil

HUDSON BAY INSURANCE COMPANY*

HEAD OFFICE, MONTREAL, QUE.

Officers.—President and Manager, J. H. Labelle, Montreal; Vice-President, P. J. Quinn, Toronto.

Directors.—P. R. Gault, Montreal, Que.; A. St. Cyr, Montreal; G. B. Fraser, Montreal; P. J. Quinn, Toronto; F. B. Hills, Montreal, Que.; A. Houdon, Montreal; Chas. Duquette; J. H. Labelle, Montreal; F. J. Williams, Liverpool, Eng.

Chief or General Agent in Ontario.—P. J. Quinn, 29 Wellington St. East, Toronto.

Date of Incorporation.—1905. Date commenced business in Canada.—1905.

Capital stock paid in cash.....	\$229,150
Total assets.....	764,356
Total liabilities.....	248,591
Surplus protection of policyholders	515,765

PREMIUMS WRITTEN—CLAIMS INCURRED	
Premiums—Ontario (net).....	\$65,225
Premiums—Total business (net)...	211,005
Claims—Ontario (net).....	39,097
Claims—Total business (net)....	108,592

IMPERIAL ASSURANCE COMPANY*

HEAD OFFICE, NEW YORK, N.Y.

Principal Office in Canada, Montreal, P.Q.

Manager or Chief Executive Officer in Canada.—James B. Paterson, Montreal.

Chief or General Agent in Ontario.—Reed, Shaw & McNaught, 64 Wellington St. W., Toronto

Date of Organization.—1899. Date commenced business in Canada.—December 12, 1922.

Capital stock paid in cash.....	\$1,000,000
Assets in Canada.....	256,475
Liabilities in Canada.....	153,123

PREMIUMS WRITTEN—CLAIMS INCURRED	
Premiums—Ontario (net).....	\$36,700
Premiums—Canada (net).....	173,458
Claims—Ontario (net).....	22,729
Claims—Canada (net).....	76,287

IMPERIAL GUARANTEE & ACCIDENT INSURANCE COMPANY*

HEAD OFFICE, TORONTO, ONT.

Officers.—President, E. A. Brownell; General Manager, K. Thom, Toronto; Vice-Presidents, H. C. Cox, Geo. A. Morrow, C. S. Wainwright, Toronto; Assistant Secretary, P. C. Keys.

Directors.—Wilfrid M. Cox, H. C. Cox, Geo. A. Morrow, C. S. Wainwright, R. E. Wood, E. Willans, E. A. Brownell, all of Toronto; and H. J. Wyatt, J. Lester Parsons, N.Y.

Chief or General Agent in Ontario.—E. A. Brownell, 22 Wellington St. E., Toronto.

Date of Incorporation.—1905. Date commenced business in Canada.—June 21, 1928.

Capital stock paid in cash.....	\$100,000
Total assets.....	549,685
Total liabilities.....	311,290
Surplus protection of policyholders	238,395

PREMIUMS WRITTEN—CLAIMS INCURRED	
Premiums—Ontario (net).....	\$174,523
Premiums—Total business (net)...	404,090
Claims—Ontario (net).....	77,750
Claims—Total business (net)....	212,832

*See note on page 1.

†All business in Canada fully reinsured with the Home Insurance Company.

IMPERIAL INSURANCE OFFICE*

HEAD OFFICE, TORONTO, ONT.

Officer.—President and Managing Director, R. L. Stailing, Toronto.

Directors.—Thos. A. Brydall, Toronto; H. W. Muskett, Toronto; A. H. Butler, Toronto; R. L. Stailing, Toronto; Wm. W. Otter-Barry; D. M. Dewar, V. E. Chute.

Date of Incorporation.—1907. *Date commenced business in Canada.*—August 18, 1913.

Capital stock paid in cash.....	\$175,000	PREMIUMS WRITTEN—CLAIMS INCURRED	
Total assets.....	788,654	Premiums—Ontario (net).....	\$101,488
Total liabilities.....	245,467	Premiums—Total business (net)...	189,627
Surplus protection of policyholders	543,187	Claims—Ontario (net).....	55,789
		Claims—Total business (net)....	99,494

IMPERIAL LIFE ASSURANCE COMPANY OF CANADA*

HEAD OFFICE, TORONTO, ONT.

Officers.—President, G. A. Morrow, Toronto; Vice-Presidents, S. J. Moore, Toronto, and E. T. Malone, K.C., Toronto; Managing Director, J. F. Weston, Toronto; Assistant General Manager, G. Cecil Moore, Toronto; Secretary, D. Matheson, Toronto.

Directors.—Sir John Aird, Toronto; P. Burns, Toronto; D. B. Hanna, Toronto; J. F. Weston, Toronto; E. T. Malone, K.C., Toronto; S. J. Moore, Toronto; Sir Herbert S. Holt, Montreal; W. G. Morrow, Toronto; James Rytic, Toronto; H. H. Williams, Toronto; G. A. Morrow, Toronto; Hon. Donat Raymond, F. P. Wood, J. W. Mitchell.

Date of Incorporation.—April 23, 1896. *Date commenced business in Canada.*—October 1, 1897.

Capital stock paid in cash.....	\$1,000,000	PREMIUMS WRITTEN—CLAIMS INCURRED	
Total assets.....	66,147,753	Premiums—Ontario (net).....	\$3,513,352
Ontario business in force (gross)...	108,541,402	Premiums—Total business (net)...	11,455,198
Total business in force (gross)....	301,467,126	Death Claims—Ontario (net)....	650,676
		Death Claims—Total business (net)	2,265,710

INDEMNITY INSURANCE COMPANY OF NORTH AMERICA*

HEAD OFFICE, PHILADELPHIA, PA.

Principal Office in Canada, Toronto, Ont.

Manager or Chief Executive Officer in Canada.—H. C. Mills, 100 Adelaide St. West, Toronto.

Chief or General Agent in Ontario.—Jones & Proctor Bros., Ltd., 100 Adelaide St. W., Toronto.

Date of Incorporation.—1920. *Date commenced business in Canada.*—July 3, 1922.

Capital stock paid in cash.....	\$1,000,000	PREMIUMS WRITTEN—CLAIMS INCURRED	
Assets in Canada.....	432,269	Premiums—Ontario (net).....	\$46,237
Liabilities in Canada.....	103,687	Premiums—Canada (net).....	131,281
		Claims—Ontario (net).....	16,972
		Claims—Canada (net).....	58,277

INSURANCE COMPANY OF NORTH AMERICA*

HEAD OFFICE, PHILADELPHIA, PA.

Principal Office in Canada, Toronto, Ont.

Manager or Chief Executive Officer in Canada.—H. C. Mills, 100 Adelaide St. W., Toronto.

Chief or General Agent in Ontario.—J. E. Proctor, 100 Adelaide St. W., Toronto.

Date of Incorporation.—April 14, 1794. *Date commenced business in Canada.*—November 7, 1889.

Capital stock paid in cash.....	\$12,000,000	PREMIUMS WRITTEN—CLAIMS INCURRED	
Assets in Canada.....	1,409,348	Premiums—Ontario (net).....	\$253,044
Liabilities in Canada.....	500,503	Premiums—Canada (net).....	715,524
		Claims—Ontario (net).....	90,292
		Claims—Canada (net).....	444,192

INSURANCE COMPANY OF THE STATE OF PENNSYLVANIA*

HEAD OFFICE, PHILADELPHIA, PA.

Principal Office in Canada, Montreal, P.Q.

Manager or Chief Executive Officer in Canada.—J. W. Binnie, Montreal.

Chief or General Agent in Ontario.—W. H. Sherman, 908a Excelsior Life Bldg., Toronto.

Date of Incorporation.—April 18, 1794. *Date commenced business in Canada.*—March 22, 1912.

Capital stock paid in cash.....	\$1,000,000	PREMIUMS WRITTEN—CLAIMS INCURRED	
Assets in Canada.....	223,190	Premiums—Ontario (net).....	\$45,327
Liabilities in Canada.....	107,154	Premiums—Canada (net).....	137,738
		Claims—Ontario (net).....	34,042
		Claims—Canada (net).....	89,918

*See note on page 1.

INTERNATIONAL FIDELITY INSURANCE COMPANY*

HEAD OFFICE, JERSEY CITY, N.J.

Principal Office in Canada, Toronto, Ont.

Manager or Chief Executive Officer in Canada.—Neil Sinclair, Toronto.*Chief or General Agent in Ontario.*—Neil Sinclair, 36 King St. East, Toronto.*Date of Incorporation.*—December 27, 1904. *Date commenced business in Canada.*—June 2, 1905.

Capital stock paid in cash.....	\$300,000	PREMIUMS WRITTEN—CLAIMS INCURRED	
Assets in Canada.....	5,200	Premiums—Ontario (net).....	\$1,662
Liabilities in Canada.....	2,410	Premiums—Canada (net).....	5,313
		Claims—Ontario (net).....	— 92
		Claims—Canada (net).....	2,071

THE LASALLE FIRE INSURANCE COMPANY*

HEAD OFFICE, NEW ORLEANS, U.S.A.

Principal Office in Canada, Montreal, Que.

Manager or Chief Executive Officer in Canada.—E. J. Walsh, Montreal.*Chief or General Agent in Ontario.*—J. E. Whitmyer, Sterling Tower, Toronto.*Date of Incorporation.*—1921. *Date commenced business in Canada.*—December 5, 1929.

Capital stock paid in cash.....	\$500,000	PREMIUMS WRITTEN—CLAIMS INCURRED	
Assets in Canada.....	118,128	Premiums—Ontario (net).....	\$917
Liabilities in Canada.....	8,241	Premiums—Canada (net).....	4,964
		Claims—Ontario (net).....	4,033
		Claims—Canada (net).....	7,779

LAW, UNION & ROCK INSURANCE COMPANY, LIMITED*

HEAD OFFICE, LONDON, ENGLAND

Principal Office in Canada, Toronto, Ont.

Manager or Chief Executive Officer in Canada.—W. R. Houghton, Toronto.*Chief or General Agent in Ontario.*—W. R. Houghton, 4 Richmond St. East, Toronto.*Date of Incorporation.*—1806. *Date commenced business in Canada.*—April, 1899.

Capital stock paid in cash.....	£165,000	PREMIUMS—ONTARIO (NET).....	\$157,993
Assets in Canada.....	\$1,046,927	Premiums—Canada (net).....	482,386
Liabilities in Canada.....	562,129	Claims—Ontario (net).....	120,350
		Claims—Canada (net).....	303,934

LEGAL AND GENERAL ASSURANCE SOCIETY, LIMITED*

HEAD OFFICE, LONDON, ENGLAND

Principal Office in Canada, Montreal, Que.

Manager or Chief Executive Officer in Canada.—Muir Beddall, Ltd., Royal Bank Bldg., Montreal, Que.*Chief or General Agent in Ontario.*—J. D. Rowell, 26 Wellington St. E., Toronto, Ont.*Date of Incorporation.*—1838. *Date commenced business in Canada.*—July 17, 1929.

Capital stock paid in cash.....	£200,000	PREMIUMS WRITTEN—LOSSES INCURRED	
Assets in Canada.....	\$375,276	Premiums—Ontario (net).....	\$25,943
Liabilities in Canada.....	108,126	Premiums—Canada (net).....	162,563
		Claims—Ontario (net).....	12,079
		Claims—Canada (net).....	83,060

THE LIVERPOOL & LONDON & GLOBE INSURANCE COMPANY, LIMITED*

HEAD OFFICE, LIVERPOOL, ENGLAND

Principal Office in Canada, Montreal, Que.

Manager or Chief Executive Officer in Canada.—Lewis Laing, Montreal.*Chief or General Agent in Ontario.*—R. Forster Smith, Metropolitan Bldg., Toronto.*Date of Incorporation.*—May 21, 1836. *Date commenced business in Canada.*—June 4, 1851.

Capital stock paid in cash.....	£1,062,100	PREMIUMS WRITTEN—CLAIMS INCURRED	
<i>Life:</i>		<i>Life:</i>	
Assets in Canada (included in other than Life).....		Premiums—Ontario (net).....	\$1,208
Ontario business in force (gross)...	\$34,949	Premiums—Canada (net).....	4,375
Canadian business in force (gross)	173,046	Death Claims—Ontario (net).....	180
		Death Claims—Canada (net)....	4,536
<i>Other than Life:</i>		<i>Other than Life:</i>	
Assets in Canada.....	†\$2,918,661	Premiums—Ontario (net).....	\$466,651
Liabilities in Canada.....	†1,618,091	Premiums—Canada (net).....	1,384,677
		Claims—Ontario (net).....	219,111
		Claims—Canada (net).....	806,503

*See note on page 1.

†Respecting "Life" and "Other than Life" business.

THE LIVERPOOL-MANITOBA ASSURANCE COMPANY*

HEAD OFFICE, MONTREAL, QUE.

Officers.—President and Manager, Lewis Laing, Montreal; Vice-President and Secretary, R. Forster Smith, Montreal.

Directors.—J. Theo LeClerc, Montreal; W. Molson McPherson, Montreal; Lieut.-Col. Herbert Molson, Montreal; F. E. Meredith, K.C., Montreal; Sir Frederick Williams-Taylor, Montreal; F. C. Browning, Montreal; R. McConnell, London, England; Lewis Laing, Montreal; Hon. L. A. Taschereau, Quebec; R. Forster Smith, Toronto.

Chief or General Agent in Ontario.—R. Forster Smith, Metropolitan Bldg., Toronto.

Date of Incorporation.—March 12, 1912. *Date commenced business in Canada.*—August 1, 1912.

<table border="0"> <tr><td>Capital stock paid in cash.....</td><td style="text-align: right;">\$175,000</td></tr> <tr><td>Total assets.....</td><td style="text-align: right;">1,387,421</td></tr> <tr><td>Total liabilities.....</td><td style="text-align: right;">425,214</td></tr> <tr><td>Surplus protection of policyholders</td><td style="text-align: right;">962,207</td></tr> </table>	Capital stock paid in cash.....	\$175,000	Total assets.....	1,387,421	Total liabilities.....	425,214	Surplus protection of policyholders	962,207	<table border="0"> <tr><td colspan="2" style="text-align: center;">PREMIUMS WRITTEN—CLAIMS INCURRED</td></tr> <tr><td>Premiums—Ontario (net).....</td><td style="text-align: right;">\$128,305</td></tr> <tr><td>Premiums—Total business (net)...</td><td style="text-align: right;">287,270</td></tr> <tr><td>Claims—Ontario (net).....</td><td style="text-align: right;">61,159</td></tr> <tr><td>Claims—Total business (net)....</td><td style="text-align: right;">157,721</td></tr> </table>	PREMIUMS WRITTEN—CLAIMS INCURRED		Premiums—Ontario (net).....	\$128,305	Premiums—Total business (net)...	287,270	Claims—Ontario (net).....	61,159	Claims—Total business (net)....	157,721
Capital stock paid in cash.....	\$175,000																		
Total assets.....	1,387,421																		
Total liabilities.....	425,214																		
Surplus protection of policyholders	962,207																		
PREMIUMS WRITTEN—CLAIMS INCURRED																			
Premiums—Ontario (net).....	\$128,305																		
Premiums—Total business (net)...	287,270																		
Claims—Ontario (net).....	61,159																		
Claims—Total business (net)....	157,721																		

LLOYDS CASUALTY COMPANY*

HEAD OFFICE, NEW YORK, N.Y.

Principal Office in Canada.—Toronto, Ont.

Manager or Chief Executive Officer in Canada.—H. Begg, Toronto.

Chief or General Agent in Ontario.—H. Begg, 14-24 Toronto St., Toronto, Ont.

Date of Incorporation.—1882. *Date commenced business in Canada.*—1930.

<table border="0"> <tr><td>Capital stock paid in cash.....</td><td style="text-align: right;">\$1,000,000</td></tr> <tr><td>Assets in Canada.....</td><td style="text-align: right;">364,935</td></tr> <tr><td>Liabilities in Canada.....</td><td style="text-align: right;">199,985</td></tr> </table>	Capital stock paid in cash.....	\$1,000,000	Assets in Canada.....	364,935	Liabilities in Canada.....	199,985	<table border="0"> <tr><td colspan="2" style="text-align: center;">PREMIUMS WRITTEN—CLAIMS INCURRED</td></tr> <tr><td>Premiums—Ontario (net).....</td><td style="text-align: right;">\$117,546</td></tr> <tr><td>Premiums—Canada (net).....</td><td style="text-align: right;">254,472</td></tr> <tr><td>Claims—Ontario (net).....</td><td style="text-align: right;">75,862</td></tr> <tr><td>Claims—Canada (net).....</td><td style="text-align: right;">132,242</td></tr> </table>	PREMIUMS WRITTEN—CLAIMS INCURRED		Premiums—Ontario (net).....	\$117,546	Premiums—Canada (net).....	254,472	Claims—Ontario (net).....	75,862	Claims—Canada (net).....	132,242
Capital stock paid in cash.....	\$1,000,000																
Assets in Canada.....	364,935																
Liabilities in Canada.....	199,985																
PREMIUMS WRITTEN—CLAIMS INCURRED																	
Premiums—Ontario (net).....	\$117,546																
Premiums—Canada (net).....	254,472																
Claims—Ontario (net).....	75,862																
Claims—Canada (net).....	132,242																

LOCAL GOVERNMENT GUARANTEE SOCIETY, LIMITED*

HEAD OFFICE, LONDON, ENGLAND

Principal Office in Canada, Montreal, Que.

Manager or Chief Executive Officer in Canada.—C. Stuart Malcolm, Montreal.

Chief or General Agent in Ontario.—H. B. Rowe, Confederation Life Bldg., Toronto.

Date of Incorporation.—1890. *Date commenced business in Canada.*—January, 1924.

<table border="0"> <tr><td>Capital stock paid in cash.....</td><td style="text-align: right;">£12,488</td></tr> <tr><td>Assets in Canada.....</td><td style="text-align: right;">\$155,318</td></tr> <tr><td>Liabilities in Canada.....</td><td style="text-align: right;">78,204</td></tr> </table>	Capital stock paid in cash.....	£12,488	Assets in Canada.....	\$155,318	Liabilities in Canada.....	78,204	<table border="0"> <tr><td colspan="2" style="text-align: center;">PREMIUMS WRITTEN—CLAIMS INCURRED</td></tr> <tr><td>Premiums—Ontario (net).....</td><td style="text-align: right;">\$8,808</td></tr> <tr><td>Premiums—Canada (net).....</td><td style="text-align: right;">73,425</td></tr> <tr><td>Claims—Ontario (net).....</td><td style="text-align: right;">2,366</td></tr> <tr><td>Claims—Canada (net).....</td><td style="text-align: right;">32,010</td></tr> </table>	PREMIUMS WRITTEN—CLAIMS INCURRED		Premiums—Ontario (net).....	\$8,808	Premiums—Canada (net).....	73,425	Claims—Ontario (net).....	2,366	Claims—Canada (net).....	32,010
Capital stock paid in cash.....	£12,488																
Assets in Canada.....	\$155,318																
Liabilities in Canada.....	78,204																
PREMIUMS WRITTEN—CLAIMS INCURRED																	
Premiums—Ontario (net).....	\$8,808																
Premiums—Canada (net).....	73,425																
Claims—Ontario (net).....	2,366																
Claims—Canada (net).....	32,010																

LONDON ASSURANCE*

HEAD OFFICE, LONDON, ENGLAND

Principal Office in Canada, Montreal, Que.

Manager or Chief Executive Officer in Canada.—C. J. R. Coyle, 465 St. John St., Montreal, Que.

Chief or General Agent in Ontario.—Messrs. Armstrong, DeWitt & Crossin, 36 Toronto St., Toronto, Ont.

Date of Incorporation.—June 22, 1720. *Date commenced business in Canada.*—1862.

<table border="0"> <tr><td>Capital stock paid in cash.....</td><td style="text-align: right;">\$4,249,880</td></tr> <tr><td>Assets in Canada.....</td><td style="text-align: right;">903,466</td></tr> <tr><td>Liabilities in Canada.....</td><td style="text-align: right;">394,173</td></tr> </table>	Capital stock paid in cash.....	\$4,249,880	Assets in Canada.....	903,466	Liabilities in Canada.....	394,173	<table border="0"> <tr><td colspan="2" style="text-align: center;">PREMIUMS WRITTEN—CLAIMS INCURRED</td></tr> <tr><td>Premiums—Ontario (net).....</td><td style="text-align: right;">\$144,879</td></tr> <tr><td>Premiums—Canada (net).....</td><td style="text-align: right;">490,607</td></tr> <tr><td>Claims—Ontario (net).....</td><td style="text-align: right;">69,325</td></tr> <tr><td>Claims—Canada (net).....</td><td style="text-align: right;">243,075</td></tr> </table>	PREMIUMS WRITTEN—CLAIMS INCURRED		Premiums—Ontario (net).....	\$144,879	Premiums—Canada (net).....	490,607	Claims—Ontario (net).....	69,325	Claims—Canada (net).....	243,075
Capital stock paid in cash.....	\$4,249,880																
Assets in Canada.....	903,466																
Liabilities in Canada.....	394,173																
PREMIUMS WRITTEN—CLAIMS INCURRED																	
Premiums—Ontario (net).....	\$144,879																
Premiums—Canada (net).....	490,607																
Claims—Ontario (net).....	69,325																
Claims—Canada (net).....	243,075																

LONDON-CANADA INSURANCE COMPANY*

HEAD OFFICE, TORONTO, ONT.

Officers.—President, Peter A. McCallum, Toronto; Vice-President, B. W. Ballard, Toronto; Secretary, A. V. Stamper, Toronto.

Directors.—Peter A. McCallum, Toronto; B. W. Ballard, Toronto; W. H. Hunter, Toronto; A. C. McMaster, Toronto; A. R. Knight, Toronto; A. G. Cruickshank, Toronto; W. J. Wilcox, Winnipeg; H. A. Fromings, Montreal; W. J. Scrimmes, Winnipeg.

Date of Incorporation.—1859. *Date commenced business in Canada.*—1859.

<table border="0"> <tr><td>Capital stock paid in cash.....</td><td style="text-align: right;">\$200,000</td></tr> <tr><td>Total assets.....</td><td style="text-align: right;">889,132</td></tr> <tr><td>Total liabilities.....</td><td style="text-align: right;">202,128</td></tr> <tr><td>Surplus protection of policyholders</td><td style="text-align: right;">687,004</td></tr> </table>	Capital stock paid in cash.....	\$200,000	Total assets.....	889,132	Total liabilities.....	202,128	Surplus protection of policyholders	687,004	<table border="0"> <tr><td colspan="2" style="text-align: center;">PREMIUMS WRITTEN—CLAIMS INCURRED</td></tr> <tr><td>Premiums—Ontario (net).....</td><td style="text-align: right;">\$120,683</td></tr> <tr><td>Premiums—Total business (net)...</td><td style="text-align: right;">205,037</td></tr> <tr><td>Claims—Ontario (net).....</td><td style="text-align: right;">69,236</td></tr> <tr><td>Claims—Total business (net)....</td><td style="text-align: right;">119,702</td></tr> </table>	PREMIUMS WRITTEN—CLAIMS INCURRED		Premiums—Ontario (net).....	\$120,683	Premiums—Total business (net)...	205,037	Claims—Ontario (net).....	69,236	Claims—Total business (net)....	119,702
Capital stock paid in cash.....	\$200,000																		
Total assets.....	889,132																		
Total liabilities.....	202,128																		
Surplus protection of policyholders	687,004																		
PREMIUMS WRITTEN—CLAIMS INCURRED																			
Premiums—Ontario (net).....	\$120,683																		
Premiums—Total business (net)...	205,037																		
Claims—Ontario (net).....	69,236																		
Claims—Total business (net)....	119,702																		

*See note on page 1.

LONDON GUARANTEE & ACCIDENT COMPANY, LIMITED*

HEAD OFFICE, LONDON, ENGLAND

Principal Office in Canada, Toronto, Ont.

Manager or Chief Executive Officer in Canada.—George Weir, Toronto.*Chief or General Agent in Ontario.*—Geo. Weir, 465 Bay St., Toronto.*Date of Organization.*—1869. *Date commenced business in Canada.*—July, 1880.

Capital stock paid in cash.....	£250,000	PREMIUMS WRITTEN—CLAIMS INCURRED	
Assets in Canada.....	\$1,038,047	Premiums—Ontario (net).....	\$356,965
Liabilities in Canada.....	553,186	Premiums—Canada (net).....	613,056
		Claims—Ontario (net).....	157,881
		Claims—Canada (net).....	332,920

LONDON & LANCASHIRE GUARANTEE & ACCIDENT COMPANY OF CANADA*

HEAD OFFICE, TORONTO, ONT.

Officers.—President, W. R. Houghton, Toronto; Assistant General Manager, L. C. Evans, Toronto.*Directors.*—Alfred Wright, Toronto; J. Walmsley, Toronto; Chas. Hendry, London, Eng.; W. R. Houghton, Toronto; C. M. Horswell, Toronto.*Date of Incorporation.*—April 10, 1908. *Date commenced business in Canada.*—July 24, 1908.

Capital stock paid in cash.....	\$400,000	PREMIUMS WRITTEN—CLAIMS INCURRED	
Total assets.....	1,114,697	Premiums—Ontario (net).....	\$272,629
Total liabilities.....	496,496	Premiums—Total business (net)...	527,239
Surplus protection of policyholders	618,201	Claims—Ontario (net).....	342,592
		Claims—Total business (net)....	400,096

LONDON & LANCASHIRE INSURANCE COMPANY, LIMITED*

HEAD OFFICE, LONDON, ENGLAND

Principal Office in Canada, Toronto, Ont.

Manager or Chief Executive Officer in Canada.—W. R. Houghton.*Chief or General Agent in Ontario.*—W. R. Houghton, 4 Richmond St. E., Toronto.*Date of Organization.*—December 10, 1861. *Date commenced business in Canada.*—April, 1880.

Capital stock paid in cash.....	£1,455,724	PREMIUMS WRITTEN—CLAIMS INCURRED	
Assets in Canada.....	\$1,912,806	Premiums—Ontario (net).....	\$505,411
Liabilities in Canada.....	1,213,897	Premiums—Canada (net).....	1,233,189
		Claims—Ontario (net).....	323,006
		Claims—Canada (net).....	856,376

THE LONDON LIFE INSURANCE COMPANY*

HEAD OFFICE, LONDON, ONT.

Officers.—President, J. G. Richter, London, Ont.; Vice-President, J. E. Jeffrey, London; Managing Director, Edward E. Reid, A.I.A., London.*Directors.*—John G. Richter, F.A.S., London; A. C. Spencer, London; Edward E. Reid, London; J. Edgar Jeffrey, London; Arch. McPherson, London; Thos. W. Baker, London; Wm. Gorman, London; C. L. Jeffrey, London, Ont.; G. E. Reid, London, Ont.*Date of Incorporation.*—1874. *Date commenced business in Canada.*—1874.

Capital stock paid in cash.....	\$200,000	PREMIUMS WRITTEN—CLAIMS INCURRED	
<i>Life:</i>		<i>Life:</i>	
Total assets.....	72,221,418	Premiums—Ontario (net).....	\$8,654,543
Ontario business in force (gross)...	297,197,924	Premiums—Total business (net)...	13,843,617
Total business in force (gross)....	468,436,076	Death Claims—Ontario business	
		(net).....	962,893
		Death Claims—Total business	
		(net).....	1,708,720
<i>Other than Life:</i>		<i>Other than Life:</i>	
Total assets.....	\$156,849	Premiums—Ontario (net).....	\$84,176
Total liabilities.....	56,840	Premiums—Total business (net)...	150,374
Surplus protection of policyholders	100,009	Claims—Ontario (net).....	56,494
		Claims—Total business (net)....	101,353

*See note on page 1.

LONDON & PROVINCIAL MARINE & GENERAL INSURANCE COMPANY, LIMITED*

HEAD OFFICE, LONDON, ENGLAND

Principal Office in Canada, Montreal, Que.

Manager or Chief Executive Officer in Canada.—P. L. Monkman, Montreal.*Chief or General Agent in Ontario.*—Walter R. Purves, 510 Temple Bldg., Toronto.*Date of Incorporation.*—1860. *Date commenced business in Canada.*—April 24, 1924.

Capital stock paid in cash.....	£300,000	PREMIUMS WRITTEN—CLAIMS INCURRED	
Assets in Canada.....	\$265,781	Premiums—Ontario (net).....	\$29,379
Liabilities in Canada.....	71,733	Premiums—Canada (net).....	\$2,513
		Claims—Ontario (net).....	18,394
		Claims—Canada (net).....	45,338

LONDON & SCOTTISH ASSURANCE CORPORATION, LIMITED*

HEAD OFFICE, LONDON, ENGLAND

Principal Office in Canada, Montreal, Que.

Manager or Chief Executive Officer in Canada.—Alex. Bissett, Montreal.*Chief or General Agent in Ontario.*—Colborne Agencies, 100 Adelaide St. West, Toronto.*Date of Organization.*—1862. *Date commenced business in Canada.*—1863.

Capital stock paid in cash.....	£120,000	PREMIUMS WRITTEN—CLAIMS INCURRED	
<i>Life:</i>		<i>Life:</i>	
Assets in Canada.....	\$10,246,347	Premiums—Ontario (net).....	\$187,142
Ontario business in force (gross)...	6,986,592	Premiums—Canada (net).....	636,945
Canadian business in force (gross)	16,940,075	Death Claims—Ontario (net)....	49,607
		Death Claims—Canada (net)....	278,312
<i>Other than Life:</i>		<i>Other than Life:</i>	
Assets in Canada.....	\$328,360	Premiums—Ontario (net).....	\$33,970
Liabilities in Canada.....	108,684	Premiums—Canada (net).....	140,411
		Claims—Ontario (net).....	25,952
		Claims—Canada (net).....	83,401

LOYAL PROTECTIVE INSURANCE COMPANY*

HEAD OFFICE, BOSTON, MASS.

Principal Office in Canada, Toronto, Ont.

Manager or Chief Executive Officer in Canada.—H. L. Van Vliet, Continental Life Bldg., Toronto.*Chief or General Agent in Ontario.*—H. L. Van Vliet, Continental Life Bldg., Toronto.*Date of Incorporation.*—1909. *Date commenced business in Canada.*—February 13, 1913.

Capital stock paid in cash.....	\$200,000	PREMIUMS WRITTEN—CLAIMS INCURRED	
Assets in Canada.....	199,644	Premiums—Ontario (net).....	\$192,514
Liabilities in Canada.....	114,190	Premiums—Canada (net).....	298,225
		Claims—Ontario (net).....	117,136
		Claims—Canada (net).....	191,325

LUMBERMEN'S INSURANCE COMPANY*

HEAD OFFICE, PHILADELPHIA, PA.

Principal Office in Canada, Toronto, Ont.

Manager or Chief Executive Officer in Canada.—H. Begg, Toronto.*Chief or General Agent in Ontario.*—H. Begg, 11-24 Toronto St., Toronto.*Date of Incorporation.*—June 11, 1873. *Date commenced business in Canada.*—November 5, 1926.

Capital stock paid in cash.....	\$1,000,000	PREMIUMS WRITTEN—CLAIMS INCURRED	
Assets in Canada.....	135,530	Premiums—Ontario (net).....	\$56,719
Liabilities in Canada.....	61,269	Premiums—Canada (net).....	99,614
		Claims—Ontario (net).....	30,500
		Claims—Canada (net).....	49,056

*See note on page 1.

MANUFACTURERS LIFE INSURANCE COMPANY*

HEAD OFFICE, TORONTO, ONT.

Officers.—President, W. G. Gooderham, Toronto; Vice-President, M. R. Gooderham; General Manager, J. H. Lithgow.

Directors.—Geo. H. Cassels, F. G. Osler, Toronto; M. R. Gooderham, Toronto; D. G. Ross, Toronto; William Stone, Oakville; W. G. Gooderham, Toronto; Col. A. L. Bishop, Toronto; R. A. Daly.

Date of Incorporation.—June 23, 1887. *Date commenced business in Canada.*—August 19, 1887.

Capital stock paid in cash.....	\$1,500,000	PREMIUMS WRITTEN—CLAIMS INCURRED	
Total assets.....	115,527,218	Premiums—Ontario (net).....	\$3,527,267
Ontario business in force (gross).....	115,456,011	Premiums—Total business (net).....	22,560,503
Total business in force (gross).....	542,322,853	Death Claims—Ontario (net).....	665,279
		Death Claims—Total business (net).....	4,273,568

MARINE INSURANCE COMPANY, LIMITED*

HEAD OFFICE, LONDON, ENGLAND

Principal Office in Canada, Montreal, P.Q.

Manager or Chief Executive Officer in Canada.—Alfred Powis, Jr., Royal Bank Building, Montreal.

Chief or General Agent in Ontario.—W. Rae Blight, 22 Toronto St., Toronto, Ont.

Date of Organization.—July 30, 1836. *Date commenced business in Canada.*—December 14, 1896.

Capital stock paid in cash.....	£600,000	PREMIUMS WRITTEN—CLAIMS INCURRED	
Assets in Canada.....	455,032	Premiums—Ontario (net).....	\$23,894
Liabilities in Canada.....	95,539	Premiums—Canada (net).....	99,486
		Claims—Ontario (net).....	15,654
		Claims—Canada (net).....	74,594

MARYLAND CASUALTY COMPANY*

HEAD OFFICE, BALTIMORE, MD.

Principal Office in Canada, Montreal, P.Q.

Manager or Chief Executive Officer in Canada.—F. J. Lightbourn, Toronto.

Chief or General Agent in Ontario.—F. J. Lightbourn, 54 Adelaide St. East, Toronto.

Date of Incorporation.—January, 1910. *Date commenced business in Canada.*—May 12, 1903.

Capital stock paid in cash.....	\$5,000,000	PREMIUMS WRITTEN—CLAIMS INCURRED	
Assets in Canada.....	808,084	Premiums—Ontario (net).....	\$95,671
Liabilities in Canada.....	380,650	Premiums—Canada (net).....	433,406
		Claims—Ontario (net).....	34,318
		Claims—Canada (net).....	185,758

MARYLAND INSURANCE COMPANY*

HEAD OFFICE, NEW YORK, N.Y.

Principal Office in Canada, Montreal, Que.

Manager or Chief Executive Officer in Canada.—W. E. Baldwin, 465 St. John St., Montreal

Chief or General Agent in Ontario.—Willis Faber Company of Ontario, Ltd., 36 Toronto St., Toronto.

Date of Incorporation.—1910. *Date commenced business in Canada.*—September 5, 1925.

Capital stock paid in cash.....	\$1,000,000	PREMIUMS WRITTEN—CLAIMS INCURRED	
Assets in Canada.....	220,339	Premiums—Ontario (net).....	\$16,207
Liabilities in Canada.....	59,937	Premiums—Canada (net).....	90,597
		Claims—Ontario (net).....	3,479
		Claims—Canada (net).....	76,867

THE MERCANTILE FIRE INSURANCE COMPANY*

HEAD OFFICE, TORONTO, ONT.

Officers.—President and Managing Director, W. R. Houghton, Toronto; Secretary, P. L. Waylett, Toronto.

Directors.—A. S. Booth, Montreal; C. M. Horswell, Toronto; W. R. Houghton, Toronto; Alfred Wright, Toronto; Joseph Walmsley, Toronto; Lawrence C. Evans, Toronto.

Date of Incorporation.—1874. *Date commenced business in Canada.*—November 1, 1875.

Capital stock paid in cash.....	\$50,000	PREMIUMS WRITTEN—CLAIMS INCURRED	
Total assets.....	699,712	Premiums—Ontario (net).....	\$56,368
Total liabilities.....	205,569	Premiums—Total business (net).....	124,345
Surplus protection of policyholders	494,143	Claims—Ontario (net).....	23,802
		Claims—Total business (net).....	55,988

*See note on page 1.

MERCHANTS CASUALTY INSURANCE COMPANY*

HEAD OFFICE, WATERLOO, ONT.

Officers.—President, E. F. Seagram, Waterloo; Vice-President, J. C. Haight, K. C., Waterloo; General Manager, R. E. Patterson, Waterloo.

Directors.—Thos. W. Seagram, Waterloo; William Henderson, Waterloo; J. A. Martin, Kitchener; E. M. Arnold, Elmira; W. G. Weichel, M.P.P., Waterloo; P. V. Wilson, Waterloo; W. J. Stevenson; R. E. Patterson.

Date of Incorporation.—1924. *Date commenced business in Canada.*—December 17, 1925.

Capital stock paid in cash.....	\$146,400	PREMIUMS WRITTEN—CLAIMS INCURRED	
Total assets.....	361,256	Premiums—Ontario (net).....	\$167,285
Total liabilities.....	215,850	Premiums—Total business (net)...	321,918
Surplus protection of policyholders	145,406	Claims—Ontario (net).....	62,427
		Claims—Total business (net)....	121,456

MERCHANTS FIRE ASSURANCE CORPORATION*

HEAD OFFICE, NEW YORK, N.Y.

Principal Office in Canada, Toronto, Ont.

Manager or Chief Executive Officer in Canada.—H. Begg, Toronto.

Chief or General Agent in Ontario.—H. Begg, 14-24 Toronto St., Toronto.

Date of Incorporation.—1910. *Date commenced business in Canada.*—December 26, 1917.

Capital stock paid in cash.....	\$4,000,000	PREMIUMS WRITTEN—CLAIMS INCURRED	
Assets in Canada.....	358,730	Premiums—Ontario (net).....	\$105,505
Liabilities in Canada.....	159,591	Premiums—Canada (net).....	237,434
		Claims—Ontario (net).....	72,842
		Claims—Canada (net).....	132,867

MERCHANTS FIRE INSURANCE COMPANY

TORONTO, CANADA

Incorporated.—1898. *Commenced business in the Province.*—January 1, 1898.

Officers (as at date of filing statement): President, W. R. Houghton; Acting Secretary, Charles M. Horswell; Manager, Charles M. Horswell.

Directors (as at date of filing statement).—A. S. Booth, G. H. Henderson, C. M. Horswell, W. R. Houghton, Alfred Wright.

Auditors.—Albert J. Walker, F.C.A.; Rutherford Williamson, F.C.A.

Statement for the Year Ending 31st December, 1931

Capital Stock

	Amount subscribed for	Amount paid in cash
Amount of capital stock authorized, \$500,000.		
Number of shares, 10,000. Par value, \$50.		
Capital stock at beginning of year.....	\$300,000 00	\$150,000 00
Capital stock at end of year.....	\$300,000 00	\$150,000 00

Premium on Capital Stock

Total amount paid to December 31, 1931.....	Nil.
---	------

Assets

Book value of real estate:		
Office premises.....		\$108,300 00
Held for sale.....		1,163 52
Mortgage loans on real estate, first mortgages.....		13,000 00
Book value of bonds, debentures and debenture stocks owned.....		602,982 89
Cash on hand and in banks:		
On hand at head office.....	\$698 76	
In chartered banks of Canada in Canada.....	19,607 87	
In all other banks and depositories.....	32,221 33	
		52,527 96
Interest accrued.....	\$6,088 48	
Rents due.....	60 00	
Agents' balances and premiums uncollected, written on or after October 1, 1931.....		6,148 48
Balances due from reinsurance companies.....		17,404 70
		763 03
Total Admitted Assets of the Company.....		\$802,290 58

*See note on page 1.

Liabilities

Total provisions for unpaid claims.....		\$9,265 00
Total net reserve, \$219,299.99, carried out at 80% thereof.....		175,439 98
Expenses due and accrued.....		2,800 00
Taxes due and accrued.....		8,232 17
Reinsurance premiums.....		298 15
Return premiums.....		297 91
Deficiency of market under book value of securities.....		26,353 71
Total of all liabilities except capital stock.....	\$222,686 92	
Capital stock paid in cash.....	\$150,000 00	
Surplus in Profit and Loss Account.....	429,603 66	
Excess of assets over liabilities.....		579,603 66
Total Liabilities.....		\$802,290 58

Profit and Loss Account

Net premiums written.....		\$212,228 31
Reserve of unearned premiums (80 per cent.):		
At beginning of year.....		183,251 52
At end of year.....		175,439 98
Decrease.....		\$7,811 54
Net premiums earned.....		\$220,039 85
Net losses and claims incurred.....		\$92,053 00
Net adjustment expenses.....		4,085 87
Commissions.....		51,968 54
Taxes.....		10,235 85
Salaries, fees and travelling expenses.....		30,372 36
All other expenses.....		16,177 17
Underwriting profit.....		\$15,147 06
Other revenue:		
Interest earned.....	\$34,244 29	
Rents earned.....	1,240 03	
Other gains on sale and maturity of debentures.....	673 85	
Endorsement fees.....	6 50	
		36,164 67
Other expenditure:		
Bad debts written off.....	\$81 34	
Decrease in book value of real estate.....	3,000 00	
Reserve for decrease in market value of securities.....	26,353 71	
		\$29,435 05
Net Profit for the Year.....		\$21,876 68

Surplus for Protection of Policyholders

Surplus of assets over liabilities (except capital stock) at beginning of year.....		\$595,367 88
Net profit brought down.....		21,876 68
		\$617,244 56
Increase in disallowed assets.....	\$140 90	
Dividends declared.....	37,500 00	
		37,640 90
Surplus of assets over liabilities (except capital stock) at end of year.....		\$579,603 66

Summary of Risks and Premiums

(All in the Province)

	Fire		Automobile
	At Risk	Premiums	Premiums
Gross in force, December 31, 1930.....	\$60,904,524 00	\$462,626 68	\$10,626 88
Taken in 1931, including renewed.....	33,461,191 00	252,011 53	11,793 16
Total.....	\$94,365,715 00	\$714,638 21	\$22,420 04
Ceased in 1931.....	35,543,608 00	279,674 32	11,879 82
Gross in force, December 31, 1931.....	\$58,822,107 00	\$434,963 89	\$10,540 22
Reinsurance in force, December 31, 1931.....	976,159 00	3,960 17	754 60
Net in Force, December 31, 1931.....	\$57,845,948 00	\$431,003 72	\$9,785 62

Schedule "D"

Bonds and Debentures Owned by the Company

	Par Value	Book Value
Dominion of Canada, 5%, 1937.....	\$10,000 00	\$9,750 00
Dominion of Canada, 5%, 1941.....	25,000 00	24,750 00
Dominion of Canada, 4½%, 1958.....	20,000 00	20,000 00
Grand Trunk Pacific Railway, 3%, 1962.....	9,720 00	5,734 80
Hydro-Electric Power Commission of Ontario, 4%, 1957.....	5,000 00	3,439 00
Hydro-Electric Power Commission of Ontario, 6%, 1940.....	10,000 00	11,019 00
Village of Acton, 6%, 1936-7.....	2,000 00	1,891 24
Town of Alexandria, 6%, 1935-39.....	3,580 72	3,782 45
Town of Brampton, 6½%, 1948.....	4,314 23	4,314 23
City of Calgary, Alta., 4½%, 1942.....	48,666 66	46,179 80
City of Edmonton, Alta., 5½%, 1945.....	50,000 00	50,187 50
Village of Embro, 6%, 1936-39.....	2,265 80	2,265 80
Village of Fort Erie, 5%, 1932-3.....	2,149 06	1,807 40
Town of Gananoque, 4%, 1933.....	2,000 00	1,633 40
City of Guelph, 5½%, 1934.....	5,000 00	5,181 50
City of Hamilton, 4%, 1934.....	1,460 00	1,460 00
Town of Hanover, 6%, 1937-8.....	4,523 88	4,523 88
City of Toronto Harbour Commissioners, 4½%, 1953.....	25,000 00	20,375 00
Town of Hespeler, 6%, 1937-40.....	2,321 93	2,143 91
Town of Kenora, 5%, 1940.....	3,000 00	3,000 00
City of Kingston, 6%, 1934-7.....	3,800 00	3,800 00
City of Kingston, 5½%, 1949.....	2,000 00	1,862 20
City of Kitchener, 6%, 1937.....	5,000 00	4,743 20
Town of Lakefield, 6½%, 1947-49.....	4,379 58	4,243 66
Town of Leamington, 6%, 1948.....	3,329 06	3,158 26
Town of Lindsay, 6%, 1936.....	2,000 00	2,099 58
Town of Listowel, 6%, 1937-8.....	2,714 33	2,859 38
City of London, 5%, 1944.....	4,000 00	3,418 95
Town of Meaford, 6%, 1936.....	5,000 00	4,762 50
Village of Merrickville, 6%, 1939.....	987 05	915 53
Town of Midland, 6%, 1939.....	2,467 49	2,467 49
Town of Milton, 6%, 1947-8.....	5,690 03	5,329 78
Town of Mimico, 6½%, 1949-50.....	2,000 00	1,931 93
Town of New Toronto, 6½%, 1932.....	1,000 00	968 19
City of Niagara Falls, Ont., 5%, 1944-9.....	4,997 98	4,647 37
City of Oshawa, 6%, 1948-50.....	6,796 72	6,358 71
City of Ottawa, 4%, 1934.....	5,000 00	5,000 00
City of Owen Sound, 6½%, 1935.....	3,000 00	3,000 00
City of Port Arthur, 5%, 1937.....	3,000 00	2,727 60
City of Port Arthur, 5%, 1959.....	15,000 00	14,700 00
Village of Port Credit, 6%, 1936-7.....	2,365 11	2,526 41
City of Sarnia, 5½%, 1938.....	3,759 09	3,547 88
City of Sault Ste. Marie, 5%, 1943.....	2,000 00	1,871 01
Town of Strathroy, 5½%, 1934.....	1,000 00	967 24
Town of Thorold, 5%, 1934.....	1,000 00	896 44
City of Toronto, 6%, 1944.....	25,000 00	27,812 50
City of Toronto, 5%, 1953.....	25,000 00	25,187 50
City of Toronto, 4½%, 1948.....	2,410 00	2,161 37
City of Toronto, 4½%, 1945.....	1,000 00	799 20
City of Toronto, 3½%, 1945.....	4,866 67	4,866 67
City of Toronto, 3½%, 1944.....	5,353 33	5,353 33
City of Toronto, 4½%, 1953.....	1,000 00	1,000 00
Town of Trenton, 5½%, 1932-3.....	2,000 00	1,791 24
Town of Trenton, 5½%, 1939.....	2,579 51	2,379 51
Town of Walkerville, 4½%, 1942-3.....	5,000 00	5,000 00
Village of Waterdown, 5½%, 1939.....	3,000 00	3,036 00
Town of Waterloo, 6%, 1937.....	6,560 54	6,228 80
Town of Weyburn, Sask., 5%, 1949.....	500 00	500 00
City of Windsor, 5%, 1937.....	3,056 85	2,981 35
Town of Wingham, 6½%, 1932-51.....	6,243 85	6,243 85
City of Woodstock, 5½%, 1947.....	5,000 00	4,911 91
Canada Cement Co., Ltd., 5½%, 1947.....	25,000 00	25,625 00
Canada Permanent Mortgage Corporation, 5%, 1934.....	10,000 00	10,000 00
Credit Foncier Franco-Canadien, 5%, 1945.....	25,000 00	23,750 00
Township of Etobicoke, 5½%, 1945-51.....	20,382 99	20,864 03
Township of Etobicoke, 5½%, 1946-50.....	20,080 32	21,030 12
Imperial Trusts Co., G.I.R., 5%, 1934.....	2,500 00	2,500 00
Township of King, 6%, 1932-39.....	812 11	812 11
Ontario Loan and Debenture Co., 5%, 1934.....	10,000 00	10,000 00
County of Peel, 5%, 1941.....	3,371 63	3,040 87
Town of Riverside, R.C.S.S. Bonds, 5½%, 1936-47.....	14,602 72	13,967 71
Trusts & Guarantee Co., G.I.R., 5%, 1934.....	2,500 00	2,500 00
United Securities Ltd., 5½%, 1952.....	25,000 00	25,500 00
Township of York, 5%, 1956-7.....	25,000 00	25,000 00
Township of Etobicoke, 5%, 1932-59.....	6,100 76	5,897 60
	<u>\$616,410 04</u>	<u>\$602,982 89</u>

Schedule "E"

Stocks Owned by the Company

	Par Value	Book Value
Standard Reliance Assets Ltd., 5,075 shares.....	\$4,250 77	Nil.

MERCHANTS AND MANUFACTURERS FIRE INSURANCE COMPANY*

HEAD OFFICE, NEW YORK, N.Y.

Principal Office in Canada.—Montreal, Que.

Manager or Chief Executive Officer in Canada.—Jacques Marchand, 276 St. James St., Montreal, Que.*Chief or General Agent in Ontario.*—John B. Hall, 312 Metropolitan Bldg., Toronto.*Date of Incorporation.*—1849. *Date commenced business in Canada.*—1928.

Capital stock paid in cash.....	\$1,000,000	PREMIUMS WRITTEN—LOSSES INCURRED	
Assets in Canada.....	156,160	Premiums—Ontario (net).....	\$40,649
Liabilities in Canada.....	79,572	Premiums—Canada (net).....	178,010
		Claims—Ontario (net).....	35,022
		Claims—Canada (net).....	76,156

THE MERCHANTS MARINE INSURANCE COMPANY, LIMITED*

HEAD OFFICE, LONDON, ENGLAND

Principal Office in Canada, Montreal, Que.

Manager or Chief Executive Officer in Canada.—John Jenkins, Insurance Exchange Bldg., Montreal.*Chief or General Agent in Ontario.*—S. G. Reid, Temple Bldg., Toronto.*Date of Incorporation.*—1871. *Date commenced business in Canada.*—January 1, 1921.

Capital stock paid in cash.....	£125,000	PREMIUMS WRITTEN—CLAIMS INCURRED	
Assets in Canada.....	\$256,917	Premiums—Ontario (net).....	\$63,257
Liabilities in Canada.....	158,536	Premiums—Canada (net).....	199,249
		Claims—Ontario (net).....	29,405
		Claims—Canada (net).....	98,205

MERCURY INSURANCE COMPANY*

HEAD OFFICE, ST. PAUL, MINN.

Principal Office in Canada, Winnipeg, Man.

Manager or Chief Executive Officer in Canada.—P. A. Codere, Winnipeg.*Chief or General Agent in Ontario.*—Geo. A. Sherritt, 36 Toronto St., Toronto.*Date of Incorporation.*—April 18, 1925. *Date commenced business in Canada.*—April 3, 1928.

Capital stock paid in cash.....	\$1,000,000	PREMIUMS WRITTEN—CLAIMS INCURRED	
Assets in Canada.....	293,849	Premiums—Ontario (net).....	\$60,510
Liabilities in Canada.....	115,806	Premiums—Canada (net).....	186,538
		Claims—Ontario (net).....	38,311
		Claims—Canada (net).....	105,222

THE METROPOLITAN CASUALTY INSURANCE COMPANY OF NEW YORK*

HEAD OFFICE, NEW YORK, N.Y.

Principal Office in Canada, Toronto, Ont.

Manager or Chief Executive Officer in Canada.—Lt.-Col. Robt. F. Massie, Toronto, Ont.*Chief or General Agent in Ontario.*—Lt.-Col. Robt. F. Massie, 465 Bay St., Toronto, Ont.*Date of Incorporation.*—1874. *Date commenced business in Canada.*—1925.

Capital stock paid in cash.....	\$1,500,000	PREMIUMS WRITTEN—CLAIMS INCURRED	
Assets in Canada.....	547,225	Premiums—Ontario (net).....	\$55,522
Liabilities in Canada.....	72,237	Premiums—Canada (net).....	98,061
		Claims—Ontario (net).....	23,878
		Claims—Canada (net).....	50,756

MICHIGAN FIRE AND MARINE INSURANCE COMPANY*

HEAD OFFICE, DETROIT, MICH.

Principal Office in Canada, Montreal, Que.

Manager or Chief Executive Officer in Canada.—W. E. Findlay, 460 St. John St., Montreal.*Chief or General Agent in Ontario.*—Messrs. Smith & Walsh, Ltd., Toronto, Ont.*Date of Incorporation.*—1880. *Date commenced business in Canada.*—1930.

Capital stock paid in cash.....	\$1,000,000	PREMIUMS WRITTEN—CLAIMS INCURRED	
Assets in Canada.....	282,592	Premiums—Ontario (net).....	\$11,558
Liabilities in Canada.....	42,137	Premiums—Canada (net).....	61,321
		Claims—Ontario (net).....	11,781
		Claims—Canada (net).....	32,964

*See note on page 1.

MONARCH ACCIDENT INSURANCE COMPANY*

HEAD OFFICE, SPRINGFIELD, MASS.

Principal Office in Canada, Toronto, Ont.

Manager or Chief Executive Officer in Canada.—L. M. Thompson, Toronto.

Chief or General Agent in Ontario.—L. M. Thompson, 35 Richmond St. West, Toronto.

Date of Incorporation.—August 15, 1901. *Date commenced business in Canada.*—September 26, 1925.

Capital stock paid in cash.....	\$300,000	PREMIUMS WRITTEN—CLAIMS INCURRED	
Assets in Canada.....	74,152	Premiums—Ontario (net).....	\$82,388
Liabilities in Canada.....	21,582	Premiums—Canada (net).....	89,591
		Claims—Ontario (net).....	52,250
		Claims—Canada (net).....	55,866

THE MONARCH LIFE ASSURANCE COMPANY*

HEAD OFFICE, WINNIPEG, MAN.

Officers.—President, W. A. Matheson, Winnipeg; Vice-President, W. L. Parrish.

Directors.—W. L. Parrish, Winnipeg; A. O. Marrin, Winnipeg; E. J. Tarr, Winnipeg; R. J. Gourley, Winnipeg; Geo. H. Stewart, Winnipeg; W. A. Matheson, Winnipeg; J. W. W. Stewart, Toronto; W. Trevor Gwyn, Winnipeg; D. H. Hudson, Winnipeg, Man.

Chief or General Agent in Ontario.—F. W. Adams, Toronto.

Date of Incorporation.—July 18, 1904. *Date commenced business in Canada.*—July 4, 1906.

Capital stock paid in cash.....	\$100,740	PREMIUMS WRITTEN—CLAIMS INCURRED	
Total assets.....	10,391,951	Premiums—Ontario (net).....	\$283,937
Ontario business in force (gross)...	10,669,302	Premiums—Total business (net)...	1,712,248
Total business in force (gross)....	61,148,205	Death Claims—Ontario (net)....	40,216
		Death Claims—Total business (net)	222,249

MONTREAL LIFE INSURANCE COMPANY*

HEAD OFFICE, MONTREAL, QUE.

Officers.—President and Manager, Arthur P. Earle, A.I.A., Montreal; Vice-Presidents, C. E. Sanders, Montreal; J. V. B. Desaulniers.

Directors.—Jas. W. Pyke, Montreal; C. G. Greenshields, K.C., Montreal; Dr. H. Cypihot; S. W. Jacobs, K.C., Montreal; Kenneth Molson, Montreal; Hon. R. O. Grothe, Hon. J. P. B. Casgrain, Montreal; Lyon Cohen, Montreal; J. V. Desaulniers, Montreal; Arthur P. Earle, Montreal; William Penman, London, England; C. H. Falloon, London, England; C. E. Sanders, Montreal, Que.; Rex Redmond, Montreal, P.Q.

Chief or General Agent in Ontario.—A. H. Beaton, Royal Bank Bldg., Toronto.

Date of Incorporation.—June 16, 1908. *Date commenced business in Canada.*—May 26, 1910.

Capital stock paid in cash.....	\$250,000	PREMIUMS WRITTEN—CLAIMS INCURRED	
Total assets.....	5,611,977	Premiums—Ontario (net).....	\$244,231
Ontario business in force (gross)...	2,140,672	Premiums—Total business (net)...	1,298,571
Total business in force (gross)....	40,851,114	Death Claims—Ontario (net)....	31,183
		Death Claims—Total business (net)	203,460

THE MOTOR UNION INSURANCE COMPANY, LIMITED*

HEAD OFFICE, LONDON, ENGLAND

Principal Office in Canada, Montreal, Que.

Manager or Chief Executive Officer in Canada.—Charles Stuart Malcolm, Royal Exchange Bldg., Montreal, Que.

Chief or General Agent in Ontario.—H. B. Rowe, 100 Adelaide St. W., Toronto.

Date of Incorporation.—1906. *Date commenced business in Canada.*—May 30, 1919.

Capital stock paid in cash.....	\$1,820,280	PREMIUMS WRITTEN—CLAIMS INCURRED	
Assets in Canada.....	383,294	Premiums—Ontario (net).....	\$78,110
Liabilities in Canada.....	197,858	Premiums—Canada (net).....	190,989
		Claims—Ontario (net).....	33,132
		Claims—Canada (net).....	108,495

*See note on page 1.

MOUNT ROYAL ASSURANCE COMPANY*

HEAD OFFICE, MONTREAL, QUE.

Officers.—President, W. H. Koop, New York; Vice-Presidents, A. R. Phillips, New York; H. C. Bourne, Montreal; Secretary and Treasurer, H. H. S. Fisk, Montreal.

Directors.—Hon. N. Perodeau, Montreal; A. O. Choate, New York; S. McRoberts, New York; J. A. Garver, New York; O. L. Dommerich, New York; E. D. Babst, New York; Wm. Robins, Toronto; F. G. Donaldson, Montreal; C. E. Gravel, Montreal; Chas. Laurendeau, Montreal; G. Hogg, Montreal; S. Godin, Jr., Montreal; W. H. Koop, New York; H. C. Bourne, Montreal; A. R. Phillips, New York.

Chief or General Agent in Ontario.—F. E. Hall, Room 205, Dominion Bank Bldg., Toronto 2, Ont.

Date of Incorporation.—1902. *Date commenced business in Canada.*—October 25, 1912.†

Capital stock paid in cash.....	\$500,000	PREMIUMS WRITTEN—CLAIMS INCURRED	
Total assets.....	2,056,679	Premiums—Ontario (net).....	\$119,582
Total liabilities.....	675,247	Premiums—Total business (net)...	420,181
Surplus protection of policyholders	1,381,432	Claims—Ontario (net).....	114,272
		Claims—Total business (net)....	305,092

MUTUAL LIFE & CITIZENS ASSURANCE COMPANY, LIMITED*

HEAD OFFICE, SYDNEY, N.S.W., AUSTRALIA

Principal Office in Canada, Montreal, Que.

Manager or Chief Executive Officer in Canada.—Joseph P. Moore, Montreal.

Chief or General Agent in Ontario.—The Royal Trust Company, 59 Yonge St., Toronto.

Date of Incorporation.—December 31, 1886. *Date commenced business in Canada.*—August 11, 1913.

Capital stock paid in cash.....	\$973,333	PREMIUMS WRITTEN—CLAIMS INCURRED	
Assets in Canada.....	6,358,123	Premiums—Ontario (net).....	\$328,484
Ontario business in force (gross)...	9,517,809	Premiums—Canada (net).....	1,275,247
Canadian business in force (gross)...	15,994,916	Death Claims—Ontario (net)....	50,777
		Death Claims—Canada (net)....	181,172

NATIONAL-BEN FRANKLIN FIRE INSURANCE COMPANY*

HEAD OFFICE, PITTSBURG, PA.

Principal Office in Canada, Toronto, Ont.

Manager or Chief Executive Officer in Canada.—Robert F. Massie, Toronto, Ont.

Chief or General Agent in Ontario.—Robert F. Massie, 465 Bay St., Toronto.

Date of Incorporation.—December 28, 1910. *Date commenced business in Canada.*—May 23, 1914.

Capital stock paid in cash.....	\$1,000,000	PREMIUMS WRITTEN—CLAIMS INCURRED	
Assets in Canada.....	824,460	Premiums—Ontario (net).....	\$112,124
Liabilities in Canada.....	177,144	Premiums—Canada (net).....	228,466
		Claims—Ontario (net).....	79,734
		Claims—Canada (net).....	158,056

NATIONAL FIRE INSURANCE COMPANY OF HARTFORD*

HEAD OFFICE, HARTFORD, CONN.

Principal Office in Canada, Toronto, Ont.

Manager or Chief Executive Officer in Canada.—Chas. C. Hall, Toronto.

Chief or General Agent in Ontario.—Chas. C. Hall, 54 Adelaide St. E., Toronto.

Date of Incorporation.—May, 1869. *Date commenced business in Canada.*—August 3, 1908.

Capital stock paid in cash.....	\$5,000,000	PREMIUMS WRITTEN—CLAIMS INCURRED	
Assets in Canada.....	870,678	Premiums—Ontario (net).....	\$88,382
Liabilities in Canada.....	298,575	Premiums—Canada (net).....	407,802
		Claims—Ontario (net).....	47,040
		Claims—Canada (net).....	238,834

*See note on page 1.

†Included in Home Insurance Company figures.

NATIONAL LIBERTY INSURANCE COMPANY OF AMERICA*

HEAD OFFICE, NEW YORK, N.Y.

Principal Office in Canada, Montreal, Que.

Manager or Chief Executive Officer in Canada.—Fred W. Evans, Montreal.

Chief or General Agent in Ontario.—A. M. M. Kirkpatrick, 15 Toronto St., Toronto.

Date of Incorporation.—February, 1859. *Date commenced business in Canada.*—August, 1930

Capital stock paid in cash.....	\$4,000,000	PREMIUMS WRITTEN—CLAIMS INCURRED	
Assets in Canada.....	442,143	† Premiums—Ontario (net).....	Nil
Liabilities in Canada.....	Nil	† Premiums—Canada (net).....	Nil
		† Claims—Ontario (net).....	Nil
		† Claims—Canada (net).....	Nil

THE NATIONAL LIFE ASSURANCE COMPANY OF CANADA*

HEAD OFFICE, TORONTO, ONT.

Officers.—President, A. H. Beaton, Toronto; Vice-President, Dr. A. A. Macdonald, Toronto; General Managing Director, F. Sparling, Toronto.

Directors.—Hon. E. M. Macdonald, K.C., Pictou, N.S.; Hon. A. Rogers, Toronto, Ont.; Hon. Rodeolphe Lemieux, K.C., Montreal; Hon. Geo. P. Graham, Brockville; A. H. Beaton, Toronto; Dr. A. A. Macdonald, Toronto; F. Sparling, Toronto; Col. A. E. Kirkpatrick, Toronto; E. W. Bickle, Toronto.

Date of Incorporation.—June 29, 1897. *Date commenced business in Canada.*—June 23, 1899.

Capital stock paid in cash.....	\$250,000	PREMIUMS WRITTEN—CLAIMS INCURRED	
Total assets.....	11,157,589	Premiums—Ontario (net).....	\$451,007
Ontario business in force (gross)...	16,304,000	Premiums—Total business (net)...	1,874,846
Total business in force (gross)....	60,590,612	Death Claims—Ontario (net)....	88,849
		Death Claims—Total business (net)	318,344

THE NATIONAL-LIVERPOOL INSURANCE COMPANY*

HEAD OFFICE, MONTREAL, QUE.

Officers.—President, Lewis Laing, Montreal; Vice-President, H. Churchill-Smith, Montreal.

Directors.—R. McConnell, Liverpool, Eng.; J. Theodore LeClerc, Montreal; W. Molson Macpherson, Quebec; F. E. Meredith, K.C., Montreal; Lt.-Col. Herbert Molson, Montreal; Sir Frederick Williams-Taylor, Montreal; Hon. L. A. Taschereau, Quebec, Que.; Lewis Laing, Montreal; S. N. Richards, Montreal; H. Churchill-Smith, Montreal.

Chief or General Agent in Ontario.—R. Forster-Smith, Metropolitan Bldg., Toronto.

Date of Incorporation.—1929. *Date commenced business in Canada.*—January 1, 1930.

Capital stock paid in cash.....	\$100,000	PREMIUMS WRITTEN—CLAIMS INCURRED	
Assets in Canada.....	241,238	Premiums—Ontario (net).....	\$37,776
Liabilities in Canada.....	110,493	Premiums—Canada (net).....	71,024
Surplus protection of policyholders	130,746	Claims—Ontario (net).....	14,321
		Claims—Canada (net).....	41,094

NATIONAL PROVINCIAL INSURANCE COMPANY, LIMITED*

HEAD OFFICE, LONDON, ENGLAND

Principal Office in Canada, Montreal, Que.

Manager or Chief Executive Officer in Canada.—C. Stuart Malcolm, Royal Exchange Bldg., Montreal.

Chief or General Agent in Ontario.—H. B. Rowe, Concourse Bldg., Toronto.

Date of Incorporation.—1885. *Date commenced business in Canada.*—April 4, 1907.

Capital stock paid in cash.....	£50,000	PREMIUMS WRITTEN—CLAIMS INCURRED	
Assets in Canada.....	\$259,757	Premiums—Ontario (net).....	\$30,955
Liabilities in Canada.....	132,102	Premiums—Canada (net).....	151,821
		Claims—Ontario (net).....	16,753
		Claims—Canada (net).....	64,299

NATIONAL SURETY COMPANY*

HEAD OFFICE, NEW YORK, N.Y.

Principal Office in Canada, Montreal, Que.

Manager or Chief Executive Officer in Canada.—Chas. H. Allen, Montreal.

Chief or General Agent in Ontario.—Reed, Shaw & McNaught, 64 Wellington St. W., Toronto.

Date of Incorporation.—February 24, 1897. *Date commenced business in Canada.*—November 30, 1911.

Capital stock paid in cash.....	\$15,000,000	PREMIUMS WRITTEN—CLAIMS INCURRED	
Assets in Canada.....	600,922	Premiums—Ontario (net).....	\$133,524
Liabilities in Canada.....	371,215	Premiums—Canada (net).....	358,286
		Claims—Ontario (net).....	55,484
		Claims—Canada (net).....	267,762

*See note on page 1.

NATIONAL UNION FIRE INSURANCE COMPANY*

HEAD OFFICE, PITTSBURG, PA.

Principal Office in Canada, Toronto, Ont.

Manager or Chief Executive Officer in Canada.—Arthur Tucker, Metropolitan Bldg., Toronto.*Chief or General Agent in Ontario.*—Arthur Tucker, Metropolitan Bldg., Toronto.*Date of Incorporation.*—February 14, 1901. *Date commenced business in Canada.*—August 10, 1910.

Capital stock paid in cash.....	\$2,750,000	PREMIUMS WRITTEN—CLAIMS INCURRED	
Assets in Canada.....	910,746	Premiums—Ontario (net).....	\$374,898
Liabilities in Canada.....	437,546	Premiums—Canada (net).....	648,466
		Claims—Ontario (net).....	230,181
		Claims—Canada (net).....	622,180

NATIONAL UNION INDEMNITY COMPANY*

HEAD OFFICE, PITTSBURG, PA.

Principal Office in Canada, Toronto, Ont.

Manager or Chief Executive Officer in Canada.—Arthur Tucker, 44 Victoria St., Toronto.*Chief or General Agent in Ontario.*—Arthur Tucker, 44 Victoria St., Toronto.*Date of Incorporation.*—July 23, 1925. *Date commenced business in Canada.*—March 14, 1928.

Capital stock paid in cash.....	\$1,000,000	PREMIUMS WRITTEN—CLAIMS INCURRED	
Assets in Canada.....	230,379	Premiums—Ontario (net).....	\$31,965
Liabilities in Canada.....	96,376	Premiums—Canada (net).....	56,906
		Claims—Ontario (net).....	40,145
		Claims—Canada (net).....	117,835

NATIONAL FIRE INSURANCE COMPANY OF PARIS, FRANCE*

HEAD OFFICE, PARIS, FRANCE

Principal Office in Canada, Montreal, Que.

Manager or Chief Executive Officer in Canada.—J. A. Blondeau, Montreal.*Chief or General Agent in Ontario.*—Grover D. Leyland, Metropolitan Bldg., Toronto.*Date of Organization.*—1820. *Date commenced business in Canada.*—February 13, 1914.

Capital stock paid in cash.. Fracs	12,500,000	PREMIUMS WRITTEN—CLAIMS INCURRED	
Assets in Canada.....	\$1,056,324	Premiums—Ontario (net).....	\$131,930
Liabilities in Canada.....	468,506	Premiums—Canada (net).....	544,239
		Claims—Ontario (net).....	135,092
		Claims—Canada (net).....	414,522

NEWARK FIRE INSURANCE COMPANY*

HEAD OFFICE, NEWARK, N.J.

Principal Office in Canada, Montreal, Que.

Manager or Chief Executive Officer in Canada.—J. H. Labelle, Montreal.*Chief or General Agent in Ontario.*—P. J. Quinn, 27 Wellington St. East, Toronto.*Date of Incorporation.*—1811. *Date commenced business in Canada.*—March 7, 1912.

Capital stock paid in cash.....	\$2,000,000	PREMIUMS WRITTEN—CLAIMS INCURRED	
Assets in Canada.....	396,718	Premiums—Ontario (net).....	\$62,750
Liabilities in Canada.....	136,916	Premiums—Canada (net).....	171,251
		Claims—Ontario (net).....	28,338
		Claims—Canada (net).....	84,621

THE NEW BRUNSWICK FIRE INSURANCE COMPANY*

HEAD OFFICE, NEW BRUNSWICK, N.J.

Principal Office in Canada, 276 St. James St. W., Montreal, Que.

Manager or Chief Executive Officer in Canada.—Fred W. Evans, 276 St. James St. West, Montreal.*Chief or General Agent in Ontario.*—Reed, Shaw & McNaught, 64 Wellington St. West, Toronto, Ont.*Date of Incorporation.*—1826. *Date commenced business in Canada.*—1929.

Capital stock paid in cash.....	\$1,000,000	PREMIUMS WRITTEN—LOSSES INCURRED	
Assets in Canada.....	365,930	† Premiums—Ontario (net).....	Nil
Liabilities in Canada.....	Nil	† Premiums—Canada (net).....	Nil
		† Claims—Ontario (net).....	Nil
		† Claims—Canada (net).....	Nil

*See note on page 1.

†Included in Home Insurance Company figures.

NEW HAMPSHIRE FIRE INSURANCE COMPANY*

HEAD OFFICE, MANCHESTER, N.H.

Principal Office in Canada, Montreal, P.Q.

Manager or Chief Executive Officer in Canada.—R. de Grandpre, Montreal.*Chief or General Agent in Ontario.*—Gavin Brown, Jr., 53 Yonge St., Toronto.*Date of Incorporation.*—1869. *Date commenced business in Canada.*—April 15, 1918.

Capital stock paid in cash.....	\$3,000,000	PREMIUMS WRITTEN—CLAIMS INCURRED	
Assets in Canada.....	303,935	Premiums—Ontario (net).....	\$46,406
Liabilities in Canada.....	141,112	Premiums—Canada (net).....	164,599
		Claims—Ontario (net).....	27,078
		Claims—Canada (net).....	115,800

NEW JERSEY INSURANCE COMPANY*

HEAD OFFICE, NEW YORK, N.Y.

Principal Office in Canada, Toronto, Ont.

Manager or Chief Executive Officer in Canada.—H. A. Begg, Toronto.*Chief or General Agent in Ontario.*—H. Begg, 14 Toronto St., Toronto.*Date of Incorporation.*—1910. *Date commenced business in Canada.*—April 6, 1918.

Capital stock paid in cash.....	\$1,000,000	PREMIUMS WRITTEN—CLAIMS INCURRED	
Assets in Canada.....	155,548	Premiums—Ontario (net).....	\$17,281
Liabilities in Canada.....	38,096	Premiums—Canada (net).....	46,998
		Claims—Ontario (net).....	6,071
		Claims—Canada (net).....	20,085

THE NEW YORK CASUALTY COMPANY*

HEAD OFFICE, NEW YORK, N.Y.

Principal Office in Canada, Toronto, Ont.

Manager or Chief Executive Officer in Canada.—Wm. H. Burgess, Canada Permanent Bldg., Toronto, Ont.*Chief or General Agent in Ontario.*—Wm. H. Burgess, Canada Permanent Bldg., Toronto, Ont.*Date of Incorporation.*—March, 1891. *Date commenced business in Canada.*—January, 1900.

Capital stock paid in cash.....	\$1,500,000	PREMIUMS WRITTEN—CLAIMS INCURRED	
Assets in Canada.....	279,414	†Premiums—Ontario (net).....	\$6,113
Liabilities in Canada.....	30,616	†Premiums—Canada (net).....	6,370
		†Claims—Ontario (net).....	1,936
		†Claims—Canada (net).....	7,980

NEW YORK FIRE INSURANCE COMPANY*

HEAD OFFICE, NEW YORK CITY, N.Y.

Principal Office in Canada, Montreal, Que.

Manager or Chief Executive Officer in Canada.—Jacques Marchand, 276 St. James St., Montreal, Que.*Chief or General Agent in Ontario.*—John B. Hall, 312 Metropolitan Bldg., Toronto, Ont.*Date of Incorporation.*—1865. *Date commenced business in Canada.*—November 1, 1929.

Capital stock paid in cash.....	\$1,000,000	PREMIUMS WRITTEN—CLAIMS INCURRED	
Assets in Canada.....	181,437	Premiums—Ontario (net).....	\$37,160
Liabilities in Canada.....	96,760	Premiums—Canada (net).....	157,569
		Claims—Ontario (net).....	13,754
		Claims—Canada (net).....	73,715

NEW YORK UNDERWRITERS INSURANCE COMPANY*

HEAD OFFICE, NEW YORK, N.Y.

Principal Office in Canada, Toronto, Ont.

Manager or Chief Executive Officer in Canada.—H. A. Joselin, Toronto.*Chief or General Agent in Ontario.*—H. A. Joselin, Dominion Bank Bldg., Toronto.*Date of Incorporation.*—July 24, 1925. *Date commenced business in Canada.*—January 11, 1926.

Capital stock paid in cash.....	\$2,000,000	PREMIUMS WRITTEN—CLAIMS INCURRED	
Assets in Canada.....	350,700	Premiums—Ontario (net).....	\$17,759
Liabilities in Canada.....	77,615	Premiums—Canada (net).....	47,343
		Claims—Ontario (net).....	6,989
		Claims—Canada (net).....	22,382

*See note on page 1.

†Reinsured, December 31, 1931, with Canadian Surety Company.

NIAGARA FIRE INSURANCE COMPANY*

HEAD OFFICE, NEW YORK, N.Y.

Principal Office in Canada, Montreal, Que.

Manager or Chief Executive Officer in Canada.—W. E. Baldwin, Montreal.

Chief or General Agent in Ontario.—G. S. Percy, Jr., Excelsior Life Bldg., Toronto.

Date of Incorporation.—July, 1850. *Date commenced business in Canada.*—July 19, 1912.

Capital stock paid in cash.....	\$5,000,000
Assets in Canada.....	615,348
Liabilities in Canada.....	161,458

PREMIUMS WRITTEN—CLAIMS INCURRED	
Premiums—Ontario (net).....	\$90,946
Premiums—Canada (net).....	204,201
Claims—Ontario (net).....	66,323
Claims—Canada (net).....	216,413

THE NORTH AMERICAN ACCIDENT INSURANCE COMPANY*

HEAD OFFICE, MONTREAL, P.Q.

Officers.—President and General Manager, J. P. Moore, Montreal; Vice-President, C. E. Harrison, Montreal

Directors.—M. A. Phelan, Montreal; H. Robertson, Montreal; W. J. Bloomfield, Sydney, Australia; W. B. Robinson, Toronto; A. M. Eedy, Sydney, Australia; C. E. Harrison, Montreal; J. P. Moore, Montreal; R. D. Miller, D. P. Anderson.

Chief or General Agent in Ontario.—Royal Trust Company, Toronto.

Date of Incorporation.—August 29, 1917. *Date commenced business in Canada.*—January 1, 1918.

Capital stock paid in cash.....	\$91,133
Total assets.....	418,840
Total liabilities.....	39,660
Surplus protection of policyholders	379,180

PREMIUMS WRITTEN—CLAIMS INCURRED	
Premiums—Ontario (net).....	\$23,641
Premiums—Total business (net)...	87,646
Claims—Ontario (net).....	12,899
Claims—Total business (net)....	34,788

NORTH BRITISH AND MERCANTILE INSURANCE COMPANY*

HEAD OFFICE, EDINBURGH, SCOTLAND

Principal Office in Canada, Montreal, P.Q.

Manager or Chief Executive Officer in Canada.—E. J. Kay, Montreal.

Chief or General Agent in Ontario.—J. J. O'Brien, 26 Wellington St. East, Toronto.

Date of Organization.—1809. *Date commenced business in Canada.*—1862.

Capital stock paid in cash.....	\$11,862,500
<i>Life:</i>	
Assets in Canada.....	5,865,029
Ontario business in force (gross)...	141,807
Canadian business in force (gross)	1,156,307

<i>Other than Life:</i>	
Assets in Canada.....	\$2,582,655
Total liabilities.....	970,202

PREMIUMS WRITTEN—CLAIMS INCURRED

<i>Life:</i>	
Premiums—Ontario (net).....	\$5,551
Premiums—Canada (net).....	42,379
Death Claims—Ontario (net)....	1,092
Death Claims—Canada (net)....	21,921

<i>Other than Life:</i>	
Premiums—Ontario (net).....	\$439,570
Premiums—Canada (net).....	1,174,497
Claims—Ontario (net).....	229,756
Claims—Canada (net).....	633,913

NORTH EMPIRE FIRE INSURANCE COMPANY*

HEAD OFFICE, TORONTO, ONT.

Officers.—President, J. B. Paterson, Montreal; Vice-President, C. W. C. Tyne, Montreal; Manager and Secretary, J. C. Urquhart, Toronto.

Directors.—J. C. Urquhart, Toronto; H. H. Smith, Winnipeg; C. A. Adamson, Winnipeg; G. R. Wilson, Toronto; J. B. Paterson, Montreal; C. W. C. Tyne, Montreal; Wm. Lawrie, Montreal

Date of Incorporation.—June 16, 1908. *Date commenced business in Canada.*—August 12, 1909.

Capital stock paid in cash.....	\$306,030
Total assets.....	298,489
Total liabilities.....	127,339
Surplus protection of policyholders	171,150

PREMIUMS WRITTEN—CLAIMS INCURRED	
Premiums—Ontario (net).....	\$40,140
Premiums—Total business (net)...	131,033
Claims—Ontario (net).....	23,291
Claims—Total business (net)....	76,701

*See note on page 1.

NORTH RIVER FIRE INSURANCE COMPANY*

HEAD OFFICE, NEW YORK, N.Y.

Principal Office in Canada, Toronto, Ont.

Manager or Chief Executive Officer in Canada.—E. A. Brownell, 16-22 Wellington St. East, Toronto, Ont.

Chief or General Agent in Ontario.—E. A. Brownell, 16-22 Wellington St. East, Toronto, Ont.

Date of Incorporation.—February 6, 1822. *Date commenced business in Canada.*—March 20, 1926.

Capital stock paid in cash.....	\$4,000,000	PREMIUMS WRITTEN—CLAIMS INCURRED	
Assets in Canada.....	268,063	Premiums—Ontario (net).....	\$45,345
Liabilities in Canada.....	78,281	Premiums—Canada (net).....	105,878
		Claims—Ontario (net).....	24,703
		Claims—Canada (net).....	66,057

NORTH WEST FIRE INSURANCE COMPANY*

HEAD OFFICE, WINNIPEG, MAN.

Officers.—President, N. J. Breen, Winnipeg; Vice-President, A. W. Chapman, Winnipeg; General Manager, John Holroyde, Montreal; Deputy Manager, H. F. Roden, Montreal.

Directors.—W. A. Hastings, Winnipeg; C. E. Drewry, Winnipeg; Robt. McKay, Winnipeg; N. J. Breen, Winnipeg; A. W. Chapman, Winnipeg; Thos. Bruce, Winnipeg.

Chief or General Agent in Ontario.—H. S. Sweatman, 12 Wellington St. East, Toronto.

Date of Incorporation.—1880. *Date commenced business in Canada.*—February 6, 1912.

Capital stock paid in cash.....	\$100,000	PREMIUMS WRITTEN—CLAIMS INCURRED	
Total assets.....	609,733	Premiums—Ontario (net).....	\$33,419
Total liabilities.....	112,463	Premiums—Total business (net)...	100,480
Surplus protection of policyholders	497,270	Claims—Ontario (net).....	27,615
		Claims—Total business (net)....	61,491

NORTHERN ASSURANCE COMPANY, LIMITED*

HEAD OFFICE, LONDON, ENGLAND

Principal Office in Canada, Montreal, Que.

Manager or Chief Executive Officer in Canada.—A. Hurry, Montreal.

Chief or General Agent in Ontario.—Messrs. Reed, Shaw & McNaught, 64 Wellington St. West, Toronto.

Date of Organization.—June 2, 1836. *Date commenced business in Canada.*—1867.

Capital stock paid in cash.....	£904,161	PREMIUMS WRITTEN—CLAIMS INCURRED	
Assets in Canada.....	\$1,266,474	Premiums—Ontario (net).....	\$373,384
Liabilities in Canada.....	763,550	Premiums—Canada (net).....	929,943
		Claims—Ontario (net).....	219,796
		Claims—Canada (net).....	551,550

THE NORTHERN LIFE ASSURANCE COMPANY OF CANADA*

HEAD OFFICE, LONDON, ONT.

Officers.—President, R. G. Ivey, London, Ont.; Vice-President, W. E. Robinson, London; General Manager, R. C. McKnight, London.

Directors.—Major Gordon J. Ingram, Frank A. McCormick, James E. McConnell, John S. Moore, W. E. Robinson, Ray Lawson, S. Thompson, London, Ont.; J. G. Thompson, London, Ont.; C. R. Somerville and R. G. Ivey, London, Ont.

Date of Incorporation.—July 23, 1894. *Date commenced business in Canada.*—1897.

Capital stock paid in cash.....	\$250,000	PREMIUMS WRITTEN—CLAIMS INCURRED	
Total assets.....	8,873,317	Premiums—Ontario (net).....	\$566,674
Ontario business in force (gross)...	19,441,876	Premiums—Total business (net)...	1,736,634
Total business in force (gross)....	53,195,827	Death (Claims)—Ontario (net)....	111,308
		Death (Claims)—Total business (net)	341,029

NORTHWESTERN NATIONAL INSURANCE COMPANY*

HEAD OFFICE, MILWAUKEE, WIS.

Principal Office in Canada, Toronto, Ont.

Manager or Chief Executive Office in Canada.—Robert F. Massie, Toronto.

Chief or General Agent in Ontario.—Robert F. Massie, 465 Bay St., Toronto.

Date of Incorporation.—February 20, 1869. *Date commenced business in Canada.*—July 31, 1911.

Capital stock paid in cash.....	\$2,000,000	PREMIUMS WRITTEN—CLAIMS INCURRED	
Assets in Canada.....	1,118,677	Premiums—Ontario (net).....	\$113,603
Liabilities in Canada.....	221,019	Premiums—Canada (net).....	248,370
		Claims—Ontario (net).....	90,383
		Claims—Canada (net).....	142,876

*See note on page 1.

NORWICH UNION FIRE INSURANCE SOCIETY, LIMITED*

HEAD OFFICE, NORWICH, ENGLAND

Principal Office in Canada, Toronto, Ont.

Manager or Chief Executive Officer in Canada.—Wm. A. Thomson, Toronto.*Chief or General Agent in Ontario.*—Wm. A. Thomson, 12 Wellington St. East, Toronto.*Date of Organization.*—1797. *Date commenced business in Canada.*—April, 1880.

Capital stock paid in cash.....	\$4,603,867	PREMIUMS WRITTEN—CLAIMS INCURRED	
Debenture stock (Norwich and London).....	2,135,690	Premiums—Ontario (net).....	\$678,096
Assets in Canada.....	2,313,663	Premiums—Canada (net).....	1,560,491
Liabilities in Canada.....	1,124,987	Claims—Ontario (net).....	338,461
		Claims—Canada (net).....	852,373

OCCIDENTAL FIRE INSURANCE COMPANY*

HEAD OFFICE, MONTREAL, QUE.

Officers.—President and Manager, E. J. Kay, Montreal; Vice-President, H. M. Jaquays, Montreal.*Directors.*—Hon. H. M. Marler, Montreal; H. M. Jaquays, Montreal; E. J. Kay, Montreal; L. Macfarlane; J. B. Woodyatt, Jr., Montreal.*Chief or General Agent in Ontario.*—J. J. O'Brien, 26 Wellington St. East, Toronto.*Date of Incorporation.*—1902. *Date commenced business in Canada.*—† May 5, 1909.

Capital stock paid in cash.....	\$200,000	PREMIUMS WRITTEN—CLAIMS INCURRED	
Total assets.....	1,169,314	Premiums—Ontario (net).....	\$72,209
Total liabilities.....	349,193	Premiums—Total business (net)...	286,818
Surplus protection of policyholders	820,121	Claims—Ontario (net).....	18,665
		Claims—Total business (net)....	167,388

†Prior to this date business limited under Provincial charter to Province of Manitoba only.

OCCIDENTAL LIFE INSURANCE COMPANY*

HEAD OFFICE, LOS ANGELES, CAL., U.S.A.

Principal Office in Canada, Winnipeg, Man.

Manager or Chief Executive Officer in Canada.—J. A. Ovas, Winnipeg.*Chief or General Agent in Ontario.*—J. I. Hodgins, London*Date of Incorporation.*—June 30, 1906. *Date commenced business in Canada.*—June 28, 1928

Capital stock paid in cash.....	\$1,000,000	PREMIUMS WRITTEN—CLAIMS INCURRED	
Assets in Canada.....	680,666	Premiums—Ontario (net).....	\$35,100
Ontario business in force (gross)...	2,197,724	Premiums—Canada (net).....	206,255
Canadian business in force (gross)	8,864,785	Death Claims—Ontario (net)....	19,000
		Death Claims—Canada (net)....	98,222

THE OCEAN ACCIDENT & GUARANTEE CORPORATION, LIMITED*

HEAD OFFICE, LONDON, ENGLAND

Principal Office in Canada, Toronto, Ont.

Manager or Chief Executive Officer in Canada.—C. Hagyard, Toronto.*Chief or General Agent in Ontario.*—C. Hagyard, Federal Bldg., Toronto.*Date of Incorporation.*—1871. *Date commenced business in Canada.*—September 1, 1895.

Capital stock paid in cash.....	£172,308	PREMIUMS WRITTEN—CLAIMS INCURRED	
Assets in Canada.....	\$1,734,733	Premiums—Ontario (net).....	\$730,052
Liabilities in Canada.....	980,356	Premiums—Canada (net).....	1,241,466
		Claims—Ontario (net).....	369,984
		Claims—Canada (net).....	651,863

THE ONTARIO EQUITABLE LIFE AND ACCIDENT INSURANCE COMPANY

HEAD OFFICE, WATERLOO, ONT.

Incorporated.—November 19, 1920. *Commenced business in the Province.*—November 19, 1920.*Officers (as at date of filing statement).*—President, Hon. C. A. Dunning; Vice-Presidents, Senator H. W. Laird, J. C. Breithaupt, J. C. Haight; Secretary, M. J. Smith; General Manager, M. J. Smith; Assistant General Manager, G. W. Geddes; Actuary, G. W. Geddes; Treasurer, F. D. Rueffer.*Directors (as at date of filing statement).*—H. G. Bertram, Hon. F. C. Biggs, A. W. Briggs, K.C., Hon. M. W. Doherty, W. E. Long, Harold MacPherson, J. A. Martin, E. C. Mitchell, Chas. S. Morton, M.D., W. E. Payne, K.C., E. K. Reiner, J. M. Riddell, A. E. Silverwood, J. M. Walton, Herbert Begg.*Auditors.*—J. F. Scully, C.A., and R. P. Uffemann, C.A.

*See note on page 1.

Statement for the Year Ending 31st December, 1931

Capital Stock

	Amount subscribed for	Amount paid in cash
Amount of capital stock authorized, \$8,000,000.		
Number of shares, 80,000. Par value, \$100.		
Capital stock at beginning of year.....	\$6,741,600 00	\$654,765 48
Calls on capital received during year.....		250 42
Capital stock at end of year.....	<u>\$6,741,600 00</u>	<u>\$655,015 90</u>

Premium on Capital Stock

Total amount paid as premium on capital stock at beginning of year.....	\$1,237,982 80
Amount received during the year.....	107 43
Total amount paid to December 31, 1931.....	<u>\$1,238,090 23</u>

Synopsis of Ledger Assets

As at December 31, 1930:		Decrease in ledger assets in 1931:	
Net ledger assets.....	\$6,811,925 35	Disbursements.....	\$1,098,939 17
Borrowed money.....	422,000 00	Amount by which ledger assets were written down.....	25,781 18
Other ledger liabilities:		Decrease in borrowed money.....	155,000 00
Agents' balances.....	48,023 75	Decreases in ledger liabilities:	
Sundry accounts payable.....	994 47	Accounts payable.....	645 45
Policy proceeds left with Company at interest.....	39,995 14	Agents' balances.....	9,307 71
Staff savings fund.....	551 08	Policy proceeds left with Company.....	8,365 04
Reserve for depreciation of market value of stocks.....	26,826 25	Payments not yet due re Policyholders' Mutual shareholders.....	10,682 88
Commuted payments not yet due re Policyholders' Mutual shareholders.....	28,735 44	Total decrease.....	<u>\$1,308,721 43</u>
Total Ledger Assets.....	<u>\$7,379,051 48</u>		
		As at December 31, 1931:	
Increase in ledger assets in 1931:		Net ledger assets.....	\$7,326,210 06
Income.....	\$1,732,020 01	Borrowed money.....	267,000 00
Amount by which ledger assets were written up.....	4,800 95	Other ledger liabilities, as follows:	
Increase in ledger liabilities:		Agents' balances.....	\$38,716 04
Staff savings fund.....	541 92	Accounts payable.....	349 02
Increase in capital stock.....	250 42	Policy proceeds left with Company at interest.....	31,630 10
Premium on capital stock.....	107 43	Staff savings fund.....	1,093 00
Total increase.....	<u>\$1,737,720 73</u>	Commuted payments re Policyhold- ers' Mutual.....	18,052 56
Total.....	<u>\$9,116,772 21</u>	Investment reserve.....	125,000 00
		Total Ledger Assets.....	<u>\$7,808,050 78</u>
		Total.....	<u>\$9,116,772 21</u>

Assets

Ledger Assets

Book value of real estate:		
Office premises.....		\$210,990 17
Held for sale.....		16,211 29
Mortgage loans on real estate:		
First mortgages.....	\$3,474,789 68	
Second and subsequent mortgages.....	92,320 95	
Agreements for sale.....	54,224 34	
		<u>3,621,334 97</u>
Loans secured by stocks, bonds and other collateral.....		30,000 00
Amount secured by the Company's policies in force, the reserve on each policy being in excess of all indebtedness:		
Loans to policyholders.....	\$987,905 62	
Advances to policyholders under automatic non-forfeiture provisions.....	269,824 92	
		<u>1,257,730 54</u>
Book value of bonds, debentures and debenture stocks owned.....		2,544,786 46
Book value of stocks owned.....		111,419 34
Cash on hand and in banks:		
On hand at head office.....	\$300 00	
In chartered banks of Canada in Canada.....	14,538 33	
		<u>14,838 33</u>
Accounts receivable.....		739 68
Total Ledger Assets.....		<u>\$7,808,050 78</u>

Non-Ledger Assets

Interest due, \$55,325.09; accrued, \$125,372.55.....	\$180,697 64
Net premiums due and uncollected and deferred.....	319,423 96
Total Non-Ledger Assets.....	<u>\$500,121 60</u>
Total Assets.....	<u>\$8,308,172 38</u>

Liabilities

Net liability under assurance annuity and supplementary contracts in force for payments not due, dependent on life, disability or other contingency, or on a term certain.....	\$6,846,054 00
Net liability for payments due under contracts.....	27,560 75
Provision for unreported death losses and disability claims.....	20,000 00
Amounts left with Company (arising out of assurance contracts), including interest accumulations:	
Amounts assured.....	32,119 03
Received from policyholders in advance:	
Premiums.....	12,956 04
Provincial, municipal and other taxes due and accrued.....	22,000 00
Medical examiners' fees and accounts payable, due and accrued.....	5,000 00
Borrowed money.....	267,000 00
Agents' balances.....	38,716 04
Accounts payable.....	349 02
Staff savings fund.....	1,093 00
Commuted payments not yet due to shareholders of Policyholders' Mutual.....	18,052 56
Deficiency of market value under book value of securities.....	183,032 76
Investment reserve.....	125,000 00
	<u>\$7,598,933 20</u>
Undivided surplus.....	54,223 28
Capital stock paid in cash.....	655,015 90
Total Liabilities, Surplus and Capital.....	<u><u>\$8,308,172 38</u></u>

Income Receipts

	First Year	Renewals	Totals
Assurance premiums.....	\$137,552 76	\$1,285,965 40	\$1,423,518 16
Less reinsurance premiums paid.....	18,209 10	70,528 06	88,737 16
Total Net Premiums.....	<u>\$119,343 66</u>	<u>\$1,215,437 34</u>	<u>\$1,334,781 00</u>
Total net premium income and consideration for annuities.....			\$1,334,781 00
Interest and dividends.....			386,782 66
Gross rents from Company's property.....			6,752 89
Gross profit on sale or maturity of ledger assets:—Bonds, \$1,884.71; stocks, \$1,818.75.....			3,703 46
Total Income.....			<u><u>\$1,732,020 01</u></u>

Expenditure Disbursements

In respect of assurance contracts:	Death Claims	Matured Endowments	Disability Claims	Total
Death, endowment and disability claims:				
Amount assured, ordinary.....	\$260,443 64	\$59,500 00	\$15,630 91	\$335,574 55
Less received for reinsured.....	19,482 00			19,482 00
Net totals, ordinary.....	<u>\$240,961 64</u>	<u>\$59,500 00</u>	<u>\$15,630 91</u>	<u>\$316,092 55</u>
Supplementary contracts.....				631 00
Double Indemnity claims.....				6,000 00
Premium reduction on reinsured policies.....				6,823 67
Net surrender values.....				318,253 49
Total Net Disbursements in Respect of Assurance and Annuity Contracts.....				<u><u>\$647,800 71</u></u>
Total net disbursements in respect of assurance and annuity contracts.....				\$647,800 71
Interest or dividends to shareholders.....				39,272 64
Taxes, licenses and fees.....				26,646 58
Head office expenses:—Salaries, \$89,857.30; directors' fees, \$4,171.47; auditors' fees, \$1,800; travelling expenses, \$4,694.14; rents, \$7,500.....				108,022 91
Branch office and agency expenses:—Assurance commissions—First year, \$68,885.75; renewal, \$61,734.45; salaries, \$67,002.71; travelling expenses, \$2,176.06; rents, \$21,018.51; convention expenses, \$262.01.....				221,079 49
All other expenses:—Advertising, \$7,708.01; office furniture and supplies, \$1,927.11; books and periodicals, \$1,129.20; postage, \$6,099.02; express, telegrams and telephones, \$3,943.89; printing and stationery, \$8,992.03; legal fees, \$1,869.48; commissions on loans, \$54.00; medical fees, \$7,709.11; miscellaneous, \$14,095.29.....				53,527 14
Gross loss on sale or maturity of ledger assets—real estate.....				2,589 70
Total Disbursements.....				<u><u>\$1,098,939 17</u></u>

Exhibit of Policies (Ordinary)

Classification	Whole Life		Endowment Assurances		Term and other		Bonus Additions	Totals	
	No.	Amount	No.	Amount	No.	Amount		No.	Amount
		\$		\$		\$	\$		\$
At end of 1930.....	11,750	27,474,752	9,087	17,430,280	2,411	8,765,804	6,363	23,248	53,677,199
New issued.....	746	2,497,343	757	1,833,043	270	2,049,044		1,773	6,379,430
Old revived.....	87	206,002	91	213,530	3	41,450		181	460,982
Old increased.....	2	19,332	7	16,013		243,286	253	9	278,884
Transferred to.....	181	530,691	145	419,212	52	314,882		378	1,264,785
Totals.....	12,766	30,728,120	10,087	19,912,078	2,736	11,414,466	6,616	25,589	62,061,280
Less ceased by:									
Death.....	68	191,878	13	21,000	15	53,689		96	266,567
Maturity.....			45	59,500				45	59,500
Expiry.....	2	7,500			29	230,885		31	238,385
Disability.....					2	4,500		2	4,500
Surrender.....	597	1,423,268	385	682,880	1	2,860	1,644	983	2,110,652
Lapse.....	678	1,724,092	929	2,168,199	228	1,336,621		1,835	5,225,912
Decrease.....		135,562	1	114,252		101,529		1	351,343
Not taken.....	122	430,093	163	405,202	34	348,669		319	1,183,964
Transferred from.....	168	534,553	163	452,153	47	278,079		378	1,264,785
Total ceased.....	1,635	4,443,946	1,699	3,903,186	356	2,356,832	1,644	3,690	10,705,608
At end of 1931.....	11,131	26,284,174	8,388	16,008,892	2,380	9,057,634	4,972	21,899	51,355,672
Reinsured.....		1,067,854		272,981		2,825,341	None		4,166,176

Miscellaneous

New policies issued and paid for in cash: Number, no record; gross amount, \$6,326,408; reinsured, no record. Claims reinsured: Death claims, \$19,482; matured endowments, none. Total amount in force divided as to dividend plan: Annual, none; quinquennial, none; deferred, \$18,729; non-participating, \$51,336,943; total, \$51,355,672. Additional accidental death benefits: Gross amount issued, \$1,048,619; reinsured, \$347,838; terminated by accidental death, \$6,000; reinsured, none; in force, \$14,559,964; reinsured, \$2,366,620.

Statement of Actuarial Liabilities

Assurance Section

Class of Contract	Gross in Force			Reinsured in Companies Licensed in the Province	
	Number	Amount	Reserve	Amount	Reserve
<i>Ordinary with Profits:</i>					
Life.....	6	\$15,729	\$7,140		
Endowment assurance.....	2	3,000	2,866		
Totals.....	8	\$18,729	\$10,006		
<i>Ordinary without Profits:</i>					
Life.....	11,125	\$26,270,342	\$3,909,551	\$1,067,854	\$216,880
Endowment assurance.....	8,386	16,008,967	2,941,994	272,981	78,599
Term, etc.....	1,018	6,712,634	44,275	2,825,341	16,368
Additional accidental death benefits.....		(14,559,964)	11,030	(2,366,620)	1,295
Disability benefits.....		(15,013,754)	218,604	(263,348)	1,064
Extra premiums.....			3,469		298
Totals.....	20,529	\$48,991,943	\$7,128,923	\$4,166,176	314,504
<i>Group without Profits.....</i>	1,362	\$2,345,000	\$16,648		
Totals.....	1,362	\$2,345,000	\$16,648		
Grand Totals.....	21,899	\$51,355,672	\$7,155,577	\$4,166,176	\$314,504

Annuity Section

Class of Annuity	Gross in Force			Reinsured in Companies Licensed in the Province	
	Number	Annual Payment	Reserve	Annual Payment	Reserve
<i>Without Profits:</i>					
Supplementary contracts: Not involving life contingencies.....	2	\$800 00	\$4,981 00	Nil.	Nil.

Summary of Reserve

	With Profits	Without Profits	Total
Total reserve, assurance and annuity contracts.....	\$10,071	\$7,441,901	\$7,451,972
Total reserve on reinsured contracts.....		323,366	323,366
Total net reserve on the Company's basis of valuation before deduction permitted by statute.....	\$10,071	\$7,118,535	\$7,128,606
Deduction made therefrom (permitted under The Insurance Act).....	65	282,487	282,552
Full deduction permitted, adjusted for reinsured, being.....	(65)	(291,349)	(291,414)
Net reserve carried in the liabilities.....	\$10,006	\$6,836,048	\$6,846,054
Net reserve computed on the statutory basis (without deduction).....	10,071	7,118,535	7,128,606
Reserve maintained by the Company in excess of the statutory reserve....	None	None	None

Miscellaneous Statement

- I. (1) The calculation of the "Reserve" in the "Statement of Actuarial liabilities" was made according to the OM (5) Table of Mortality for the bulk of the business. Some new policies introduced in 1930 were issued on the American Men Table and a section of the business taken over from the Equity Life was valued on the HM Table. Interest at 3% was used in computing the reserves on Equity business dated on or after April first, 1925. On all other business, however, interest at 3½% was used. Advantage was taken where possible of the allowances permitted under the Ontario Insurance Act.
- Special Classes:
- Policies issued on lives resident in tropical or sub-tropical countries were negligible in number and no extra reserve was set up.
 - Policies issued at premiums corresponding to ages higher than the true ages were valued at the rated-up ages.
 - Policies issued with liens were valued as if no liens existed, i.e., the liens were ignored.
 - (1) The Company has no policies in force with an extra premium payable in one sum.
(2) On policies issued with an extra premium payable annually, fifty per cent. of the annual extra was held as reserve.
 - The Company has no sub-standard policies in force on any basis other than those described under (b), (c) and (d) above.
 - On policies providing for disability benefits:
 - For total disability, the disability reserve held amounted to 50% of the accumulated disability premiums from date of issue, collectible on business in force December 31, 1931.
 - After occurrence of disability, Hunter's 3% disabled life reserve was held.
 - The Company has no annuities in force, other than two supplementary contracts not involving life contingencies.
 - On policies providing for additional accidental death benefits, the Company held 50% of the annual extra premiums therefor as a reserve for these accidental death benefits.
- (2) Items of Special Reserve: None.
- II. No modifications or limitations are made under the special class policies mentioned above in I. (1) (a) to (f) in respect of guaranteed values except that the extended term insurance option is usually eliminated.
- III. The average rate of interest earned during 1931 was 6.17%.
- IV. The Distribution of Surplus:
All policies issued and in force are non-participating except a very few taken over from the Equity Life. These provide for a deferred dividend which will be calculated in an arbitrary manner.
- V. Bonds and debentures owned (not in default) are shown at amortized book values which are \$131,928.01 in excess of market values. Securities in default are shown at market values. The company has already set up an investment reserve of \$125,000.00.

Schedule "D"

Bonds and Debentures Owned by the Company

	Par Value	Book Value
Government Bonds—Dominion		
Dominion of Canada Victory Loan, 5½%, 1934.....	\$100 00	\$102 28
Dominion of Canada Victory Loan, 5½%, 1934.....	500 00	506 90
Dominion of Canada Victory Loan, 5½%, 1934.....	1,000 00	1,013 80
Government Bonds—Dominion Guaranteed		
Canadian National Railway Co., 4½%, 1968.....	1,000 00	920 70
Government Bonds—Provincial		
Province of Alberta, 5%, 1940.....	31,000 00	30,266 68
Province of Alberta, 4%, 1938.....	2,433 33	2,339 82
Province of Ontario, 4½%, 1945.....	5,000 00	4,843 50
Government Bonds—Provincial Guaranteed		
Canadian N. P. Railway (B.C.), 4½%, 1950.....	1,460 00	1,323 35
Canadian N. P. Railway (B.C.), 4½%, 1950.....	6,326 67	5,734 53
Canadian N. P. Railway (B.C.), 4½%, 1950.....	9,733 33	8,822 35
Canadian N. W. Railway (Alta.), 4½%, 1943.....	24,000 00	22,210 51
Canadian N. W. Railway (Alta.), 4½%, 1942.....	5,937 32	5,572 28
Canadian N. W. Railway (Alta.), 4½%, 1943.....	6,000 00	5,731 80
Canadian N. W. Railway (Alta.), 4½%, 1942.....	5,971 40	5,763 75
Hydro-Electric Power Commission (Ont.), 4½%, 1960.....	10,000 00	9,361 00
Hydro-Electric Power Commission (Ont.), 4½%, 1970.....	35,000 00	35,780 50
Government Bonds—Foreign		
Department of Antioquia, 7%, 1945.....	10,000 00	9,571 00
Government of the Argentine Nation, 5½%, 1962.....	5,000 00	4,841 00
Commonwealth of Australia, 4½%, 1956.....	10,000 00	8,997 00
Republic of Bolivia, 7%, 1969.....	15,000 00	13,509 00
United States of Brazil, 6½%, 1957.....	5,000 00	4,702 50
United States of Brazil, 6½%, 1957.....	4,000 00	3,940 80
United States of Brazil, 6½%, 1957.....	5,000 00	4,431 50
Province of Buenos Aires, 6%, 1961.....	5,000 00	4,761 50
Province of Buenos Aires, 6%, 1961.....	23,000 00	21,217 50
Department of Caldas, 7½%, 1946.....	10,000 00	9,991 00
Republic of Chile, 6%, 1960.....	6,000 00	4,470 00

Schedule "D"—Continued

Bonds and Debentures Owned by the Company

	Par Value	Book Value
Republic of Colombia, 6%, 1961.....	\$5,000 00	\$4,749 50
Republic of Colombia, 6%, 1961.....	10,000 00	9,494 00
Republic of Colombia, 6%, 1961.....	25,000 00	22,277 50
Department of Cundinamarca, Col., 6½%, 1959.....	4,000 00	3,728 00
Department of Cundinamarca, Col., 6½%, 1959.....	5,000 00	4,536 50
Department of Cundinamarca, Col., 6½%, 1959.....	10,000 00	8,920 00
Municipality of Medellin, Col., 6½%, 1954.....	5,000 00	4,698 50
Republic of Peru, 6%, 1960.....	5,000 00	4,622 00
Republic of Peru, 6%, 1961.....	5,000 00	4,545 50
Republic of Peru, 6%, 1961.....	5,000 00	4,545 50
Republic of Peru, 6%, 1961.....	5,000 00	4,545 50
Republic of Peru, 6%, 1960.....	25,000 00	22,602 50
Republic of Peru, 6%, 1960.....	10,000 00	5,664 00
State of Rio Grande do Sul, 6%, 1968.....	5,000 00	4,704 50
State of Rio Grande do Sul, 6%, 1968.....	5,000 00	4,631 50
State of San Paulo, 7%, 1940.....	24,000 00	23,073 35
Department of Santander, 7%, 1948.....	10,000 00	9,450 00
Republic of Uruguay, 6%, 1964.....	5,000 00	4,888 00
Republic of Uruguay, 6%, 1964.....	25,000 00	24,440 00
Government Bonds—Foreign Guaranteed		
The Oriental Development Co. (Guar. Japanese Govt.), 5½%, 1958.....	10,000 00	9,015 00
National Bank of Panama, 6½%, 1949.....	25,000 00	25,000 00
National Bank of Panama, 6½%, 1949.....	10,000 00	10,000 00
City of Tokio, 5½%, 1961.....	5,000 00	4,746 50
City of Yokohama, 6%, 1961.....	5,000 00	5,020 50
Canadian Municipals—Cities		
Brandon, Man., 5%, 1933.....	2,000 00	1,985 79
Edmonton, Alta., 5½%, 1947.....	7,000 00	7,058 80
Edmonton, Alta., 5½%, 1953.....	25,000 00	26,432 50
Edmonton, Alta., 5½%, 1954.....	28,000 00	29,565 20
Edmonton, Alta., 5½%, 1945.....	25,000 00	26,115 00
Edmonton, Alta., 5½%, 1945.....	7,000 00	7,319 00
Hull, P.Q., 6%, 1941.....	10,000 00	10,709 80
Lachine, Que., 5%, 1953.....	9,000 00	9,000 00
Medicine Hat, Alta., 6%, 1952.....	8,000 00	8,000 00
Medicine Hat, Alta., 5%, 1942.....	2,000 00	1,840 60
Medicine Hat, Alta., 6%, 1952.....	3,000 00	3,083 40
Medicine Hat, Alta., 6%, 1951.....	1,000 00	1,027 00
Moncton, N.B., 4½%, 1955.....	25,000 00	23,780 00
Niagara Falls, Ont., 5%, 1937-46.....	14,899 57	14,899 57
Oshawa, Ont., 5%, 1932-39.....	8,254 37	8,254 37
Quebec, P.Q., 5%, 1953.....	17,000 00	16,562 99
Three Rivers, P.Q., 5½%, 1965-67.....	37,500 00	39,948 75
Windsor, Ont., 5½%, 1940-45.....	11,463 24	11,957 36
Winnipeg, Man., 4½%, 1963.....	16,060 00	15,433 66
Canadian Municipals—Municipality Guaranteed		
Southern Interior Light & Power (Guar. by City of Merritt), 5%, 1941.....	30,000 00	28,901 40
Canadian Municipals—Towns		
Carleton Place, Ont., 5%, 1942-51.....	10,100 00	10,077 87
Coronation, Alta., 6%, 1932-37.....	3,340 49	3,393 14
Eastview, Ont., 5½%, 1932-33.....	8,000 00	8,028 23
Eastview, Ont., 7%, 1941.....	5,000 00	5,708 00
Ford City, Ont., 6%, 1935.....	25,000 00	25,492 50
Ford City, Ont., 6%, 1945-47.....	25,000 00	26,018 58
Ford City, Ont., 6%, 1932.....	2,000 00	2,009 60
Ford City, Ont., 6½%, 1933.....	2,000 00	2,035 60
Fort Francis, Ont., 6%, 1935-38.....	5,880 67	6,021 11
Glace Bay, C.B., N.S., 5½%, 1944.....	30,000 00	30,000 00
Grand Mere, Que., 5%, 1959.....	25,000 00	25,000 00
Kenora, Ont., 7%, 1932-35.....	1,851 63	1,894 81
Kenora, Ont., 7%, 1939.....	639 35	679 01
Kenora, Ont., 6½%, 1953.....	11,217 94	11,322 26
Leaside, Ont., 5½%, 1945-51.....	3,658 02	3,651 02
Leaside, Ont., 5½%, 1952-53.....	8,638 58	9,136 71
Montreal North, Que., 6%, 1955-56.....	4,000 00	4,500 80
Parry Sound, Ont., 6%, 1945-47.....	22,924 44	25,068 52
Preston, Ont., 5½%, 1932-54.....	7,859 39	8,320 40
Preston, Ont., 5½%, 1932-33.....	1,992 65	2,005 57
Preston, Ont., 5½%, 1932-55.....	5,313 85	5,507 19
Preston, Ont., 5½%, 1932-45.....	12,036 83	12,325 10
Riverside, 5½%, 1932-46.....	38,746 35	39,676 19
St. Michel de Laval, Que., 6%, 1954.....	9,000 00	10,114 20
St. Michel de Laval, Que., 6%, 1955.....	21,000 00	23,601 90
Sandwich, Ont., 6%, 1932-46.....	6,763 10	7,083 70
Shaunavon, Sask., 6½%, 1932-45.....	4,091 02	4,219 46
Shaunavon, Sask., 6½%, 1931-45.....	6,826 66	7,052 42
Springhill, N.S., 5½%, 1946.....	5,500 00	5,649 05
Sydney Mines, C.B., 5%, 1942.....	5,000 00	4,740 00
Leaside, Ont., 5½%, 1950.....	11,046 02	11,579 52
Tecumseh, Ont., 6%, 1931-45.....	13,594 11	14,285 80
Tecumseh, Ont., 6%, 1932-45.....	20,259 48	21,233 86
Timmins, Ont., 7%, 1932-34.....	5,393 42	5,493 04
Tuxedo, Man., 6%, 1942.....	10,000 00	9,897 00
Tuxedo, Man., 6%, 1945.....	14,000 00	13,764 80
Tuxedo, Man., 6%, 1945.....	20,000 00	19,740 00
Waterloo, Ont., 5%, 1934.....	10,000 00	10,000 00
Waterloo, Ont., 5½%, 1932-49.....	28,489 66	28,489 66
Waterloo, Ont., 5½%, 1932-39.....	2,521 18	2,521 18
Wilkie, Sask., 5½%, 1935-37.....	3,000 00	3,000 00
Yorkton, Sask., 7%, 1932-36.....	40,516 09	41,681 24

Schedule "D"—Continued

Bonds and Debentures Owned by the Company

	Par Value	Book Value
Canadian Municipals—Villages		
Beauharnois, Que., 5½%, 1935	\$1,000 00	\$1,000 00
Cayuga, Ont., 5½%, 1932-44	15,258 22	15,627 09
Crystal Beach, Ont., 5½%, 1934	154 08	150 75
Crystal Beach, Ont., 5½%, 1935	500 00	489 15
Dafoe, Sask., 8%, 1932	320 00	327 58
Embro, Ont., 6%, 1932	410 26	414 17
Fort Erie, Ont., 5½%, 1954	5,021 82	5,188 54
Kipling, Sask., 6%, 1932-38	3,413 09	3,443 55
Marcelin, Sask., 8%, 1932	300 00	310 61
New Hamburg, Ont., 5%, 1932-33	1,115 41	1,115 41
Port Dover, Ont., 5½%, 1936-45	4,884 19	5,012 90
Ridgedale, Sask., 8%, 1931-32	415 00	434 21
St. Emilian (Lac St. Jean), Que., 5½%, 1940-47	29,000 00	29,575 59
St. Emilian (Lac St. Jean), Que., 5½%, 1932-39	2,900 00	2,929 96
Tantallon, Sask., 8%, 1932	300 00	310 62
Canadian Municipals—Counties		
Restigouche, N.B., 5%, 1945	25,000 00	25,195 00
Canadian Municipals—Rural Municipalities		
Burnaby, B.C., 5%, 1944	10,000 00	9,760 00
Whitemouth, Man., 6%, 1931-35	3,011 62	3,011 62
Canadian Municipals—Townships		
East York, 5½%, 1942-45	28,000 00	28,492 19
Sandwich West, 6%, 1941-42	15,000 00	16,137 14
Sandwich West, 5½%, 1950	10,000 00	9,442 00
Sombra, Ont., 6%, 1932	745 47	751 78
Teck, Ont., 6%, 1932-33	1,766 31	1,777 53
Tisdale, Ont., 5½%, 1932-36	18,128 99	18,154 02
Tisdale, Ont., 6%, 1934	8,559 52	8,178 72
Hanna Hospital, District, 8%, 1931-41	5,071 48	5,265 12
Rural Telephone Companies		
Bromhead Rural Telephone Co., 8%, 1933-36	1,547 83	1,582 93
Canadian Western Telephone Co., Ltd., 5½%, 1956	25,000 00	24,344 00
Eastern Edam Rural Telephone Co., 7½%, 1931-37	1,800 12	1,922 80
Lacardia Rural Telephone Co., 6%, 1931-41	4,872 31	4,999 06
Pilger Rural Telephone Co., 6%, 1932-36	858 49	841 66
Canadian School Districts		
Aylmer School District, Que., 5%, 1955	8,500 00	7,727 35
Boyer Lake School District No. 4331, Sask., 8%, 1931-32	1,063 04	1,109 59
Bradbury School District, No. 1481, Man., 6½%, 1931-37	600 00	610 20
Brightstone, Man., 8%, 1932-37	480 00	521 52
Brooklands School District, 7%, 1931-42	5,000 00	5,140 96
Clay Centre School District, No. 4672, 6%, 1931-41	2,434 43	2,497 48
Coxley School District No. 4662, 5¾%, 1931-41	2,439 06	2,470 80
Cummings, Man., 5½%, 1932-40	2,823 17	2,823 17
Edmonton School District, 5½%, 1963	6,000 00	6,000 00
Edmonton Separate Schools, 6%, 1932-40	9,000 00	8,967 19
Edzell School District No. 1562, Sask., 6%, 1932-46	3,750 00	3,843 64
Grange View School District, 8%, 1932	200 00	201 87
Greenway School District, 8%, 1932	1,327 78	1,374 96
Greenway Roman Catholic School District, Sask., 8%, 1931-32	100 00	100 93
Hanna School District, Alta., 8%, 1931	7,000 00	7,100 10
Harmomon School District, Alta., 8%, 1931-36	800 00	824 65
Hussar School District, Alta., 8%, 1929-36	3,733 33	3,869 25
School District of Iris, Man., 8%, 1932-37	600 00	651 90
Kindersley School District, 6½%, 1932-54	3,605 42	3,955 73
Lebanon School District No. 1544, Alta., 8%, 1931-37	700 00	717 17
Lemberg School District No. 1497, Man., 6%, 1932-46	2,375 00	2,450 53
Montreal Protestant Board of School Commissioners, 5%, 1952	10,000 00	9,692 72
Murray Lake School District No. 4275, Sask., 8%, 1932	275 98	281 52
Noranda Catholic School Board, 5%, 1932-43	35,900 00	33,698 06
Norway Valley School District, 8%, 1932-36	600 00	615 40
Patriot School District No. 4631, Sask., 6½%, 1930-40	2,453 25	2,582 13
Quebec Roman Catholic Schools, 5%, 1949	28,000 00	26,720 78
Redvers School District, Sask., 5½%, 1932-46	8,399 11	8,399 11
St. Charles School District, Man., 7%, 1929-40	6,000 00	6,223 86
St. Etienne School District No. 1585, Man., 6%, 1932-47	1,938 39	1,951 49
St. Henry's Roman Catholic Separate School District No. 5, 6½%, 1932-44	8,125 00	8,523 69
St. Jean School District No. 1508, Que., 6½%, 1932-36	500 00	509 15
St. Paul Separate School District No. 20, Sask., 5½%, 1931-56	10,592 58	10,032 64
St. Paul Roman Catholic Schools, Sask., 5½%, 1931-56	3,275 86	3,098 31
Sambor School District, Man., 6½%, 1932-41	1,146 82	1,201 75
Sanctuary School District No. 4566, Sask., 5¾%, 1931-46	3,952 42	3,986 74
Shawinigan Falls Schools, Que., 5%, 1951-53	20,000 00	19,826 28
Striy School District No. 1424, Man., 6½%, 1932-37	540 00	549 23
Sundre School District, Alta., 8%, 1932-36	833 33	855 24
Tecumseh Separate School Deb., 6%, 1932-39	8,252 53	8,252 53
Timmins Separate Schools, 5½%, 1938-41	9,000 00	9,153 21
School District of Trieste No. 4101, Alta., 8%, 1929-37	600 00	617 61
Tuxedo School District, Man., 6%, 1932-46	15,000 00	15,187 50
City of Verdun, Quebec Schools, 5½%, 1963	20,000 00	21,248 00
Vidette School District No. 4644, Sask., 6%, 1928-41	2,867 31	2,958 20
Wartime School District 10-year Ann. Deb., 5¾%, 1932-36	3,986 04	3,999 67
Waskasoo School District, 7%, 1932-46	1,400 00	1,400 00
Westwood School District No. 4301, Sask., 8%, 1932	275 93	305 12
Whitecourt School District No. 2736, Alta., 8%, 1932-37	2,400 00	2,460 18
Woodside School District, Man., 8%, 1932	150 00	151 40
Wrentham Consolidated School District, Alta., 7½%, 1932-48	11,287 53	12,316 04

Schedule "D"—Continued

Bonds and Debentures Owned by the Company

	Par Value	Book Value
Railways		
G. T. P. Railway (Lake Superior Div.), 4%, 1955.....	\$24,300 00	\$20,776 50
G. T. P. Railway (Mountain and Prairie), 4%, 1955.....	24,333 33	20,589 39
Mount Royal Tunnel & Terminal Railway, 5%, 1970.....	4,866 66	4,891 47
Toronto Suburban Railway, 4½%, 1961.....	43,021 33	22,220 22
Toronto Suburban Railway, 4½%, 1961.....	7,300 50	3,686 50
Toronto Suburban Railway, 4½%, 1961.....	9,733 33	2,000 00
Public Utilities		
Beauharnois Power Corporation, 6%, 1959.....	25,000 00	24,770 00
Canada Northern Power Co., 5%, 1953.....	5,000 00	4,814 50
Detroit International Bridge, 6½%, 1952.....	10,000 00	4,405 62
Gatineau Power, 5%, 1956.....	5,000 00	4,762 50
Montreal Dry Docks, Ltd., 6%, 1948.....	5,000 00	4,927 50
National Light & Power Co., Ltd., 6%, 1949.....	5,000 00	4,950 50
National Light & Power Co., Ltd., 6%, 1949.....	5,000 00	4,951 00
Northwestern Power Co., 6%, 1960.....	5,000 00	4,880 00
Ontario Power Service Corporation, Ltd., 5½%, 1950.....	5,000 00	4,669 50
Ontario Power Service Corporation, Ltd., 5½%, 1950.....	5,000 00	4,722 50
St. Jerome Power Ltd., Que., 5½%, 1951-58.....		
St. Jerome Power Ltd., Que., 5½%, 1949-58.....	25,000 00	24,047 63
Tokyo Electric Light Co., Ltd., 6%, 1953.....	5,000 00	4,525 00
United Gas & Fuel Co., 5½%, 1948.....	25,000 00	24,667 50
Detroit International Bridge, 6½%, 1952.....	5,000 00	4,290 00
Miscellaneous		
Abitibi Power & Paper Co., 5%, 1953.....	10,000 00	9,174 00
Abitibi Power & Paper Co., 5%, 1953.....	5,000 00	4,427 95
Adelaide-Peter Buildings, Ltd., 6¼%, 1948.....	25,000 00	23,387 50
Adelaide-Peter Buildings, Ltd., 6¼%, 1948.....	25,000 00	23,387 50
Adelaide-Peter Buildings, Ltd., 6¼%, 1948.....	25,000 00	23,387 50
Ancroft Place, Limited, 6½%, 1946.....	10,000 00	9,859 00
Architects Building Corp., 6%, 1945.....	30,000 00	28,878 00
Architects Building Corp., Ltd., 6%, 1945.....	5,000 00	4,821 00
Arnold Bros., Limited, 6%, 1947.....	6,000 00	4,831 20
Arnold Bros., Limited, 6%, 1947.....	9,000 00	7,416 90
Arnold Bros., Limited, 6%, 1947.....	1,000 00	805 20
Balfour Building Co., 6%, 1943.....	10,000 00	9,832 00
Bay-Adelaide Garage, Ltd., 6½%, 1947.....	5,000 00	5,048 50
Bay-Adelaide Garage, Ltd., 6½%, 1947.....	15,000 00	14,713 35
Bay-Cumberland Properties, Ltd., 6½%, 1944.....	10,000 00	9,548 00
Bay-St. Albans, Ltd., 6½%, 1948.....	5,000 00	4,884 50
The Brantford Roofing Co., Ltd., 6½%, 1950.....	5,000 00	4,851 00
British-American Oil Co., Ltd., 5%, 1945.....	2,500 00	2,495 50
Burns & Co., 5½%, 1948.....	25,000 00	24,337 50
Canada Cement Co., 5½%, 1947.....	5,000 00	5,117 50
Canada Power & Paper Corp., 5½%, 1958.....	10,000 00	9,890 00
Canadian Copper Refiners, Ltd., 6%, 1945.....	10,000 00	9,908 90
Canadian Copper Refiners, Ltd., 6%, 1945.....	5,000 00	4,977 00
Canadian Vickers, Ltd., 6%, 1947.....	10,000 00	8,213 00
Cawthra Apartments, 7%, 1946.....	1,000 00	1,022 90
Clarendon Apartments, Ltd., 7%, 1946.....	5,000 00	5,000 00
Clarendon Apartments, Ltd., 7%, 1946.....	5,000 00	5,000 00
Consolidated Investment Corp., 4½%, 1959.....	5,000 00	4,953 50
Consolidated Investment Corp., 4½%, 1959.....	5,000 00	4,954 50
Crescent Road Apartments, 7%, 1946.....	4,000 00	4,093 60
Dominion Realty Co., Ltd., 5½%, 1945.....	10,000 00	9,952 93
Dryden Paper Co., Ltd., 6%, 1949.....	5,000 00	4,957 50
Famous Players Can. Corp., Ltd., 6%, 1948.....	5,000 00	5,000 00
Firstbrook Boxes, Ltd., 6%, 1948.....	5,000 00	5,000 00
Godfrey Realty Co., 6%, 1942.....	10,000 00	10,000 00
The Great Lakes Paper Co., Ltd., 6%, 1950.....	5,000 00	4,978 00
The Great Lakes Paper Co., Ltd., 6%, 1950.....	5,000 00	4,978 00
Great West Saddlery Co., 6%, 1948.....	5,000 00	5,000 00
Howard Smith Paper Mills Co., Ltd., 5½%, 1953.....	5,000 00	4,907 50
Howard Smith Paper Mills Co., Ltd., 5½%, 1953.....	5,000 00	4,907 50
Jones Bros. of Canada, Ltd., 6½%, 1946.....	5,000 00	5,115 50
London Realty Co., Ltd., 6½%, 1950.....	5,000 00	4,926 00
Metropolitan Building, Ltd., 7%, 1944.....	2,000 00	2,034 00
Metropolitan Building, Ltd., 7%, 1944.....	13,000 00	13,335 40
Montreal Apartments, Limited, 5½%, 1948.....	5,000 00	4,730 00
Montreal Apartments, Limited, 5½%, 1948.....	10,000 00	9,500 00
Montreal Apartments, Limited, 5½%, 1948.....	5,000 00	4,429 00
National Biscuit & Confection Co., Ltd., 6½%, 1950.....	15,000 00	14,218 35
Ontario Building, Ltd., 6½%, 1943.....	5,000 00	4,960 00
Oshawa Buildings, Ltd., 6½%, 1943.....	10,000 00	9,808 00
Pacific Meat Co., Ltd., 7%, 1941.....	10,000 00	9,850 00
Park Lane Corporation, 6½%, 1943.....	15,000 00	13,827 00
The Royal Exchange Building, 6%, 1948.....	5,000 00	4,958 00
E. L. Ruddy Co., Ltd., 6½%, 1948.....	5,000 00	4,955 00
St. Clair Ave. West, Ltd., 7%, 1945.....	10,000 00	10,000 00
Silverwood's Niagara Dairy, Ltd., 6½%, 1943.....	10,000 00	9,557 00
Sisters of Charity of Prov. B.C., 5½%, 1946.....	10,000 00	9,750 90
Sisters of St. Joseph for the Diocese of Toronto, 5½%, 1955-57.....	5,000 00	4,975 27
Star Steam Laundry Co., Ltd., 6½%, 1943.....	5,000 00	4,843 00
Stock Exchange Bldg. Corp., Ltd., 6%, 1944.....	5,000 00	4,888 50
United Grain Growers, 5%, 1948.....	5,000 00	4,865 80
Viceroy Mfg. Co., Ltd., 6½%, 1950.....	25,000 00	23,772 50
Victoria Realty Corporation, 6%, 1948.....	10,000 00	10,000 00
Westminster Paper Co., Ltd., 6½%, 1950.....	15,000 00	15,407 70
Windsor Arms, Limited, 6½%, 1947.....	10,000 00	10,097 00

Schedule "D"—Continued

Bonds and Debentures Owned by the Company

	Par Value	Book Value
Windsor Hotel of Sault Ste. Marie, 6½% ¹ , 1950	\$5,000 00	\$4,947 00
Windsor Hotel of Sault Ste. Marie, 6½% ² , 1950	10,000 00	10,000 00
York-Adelaide Realty Co., Ltd., 7% ¹ , 1945	2,000 00	2,017 60
York-Adelaide Realty Co., Ltd., 7% ² , 1945	3,500 00	3,578 40
Totals	<u>\$2,623,025 83</u>	<u>\$2,544,786 46</u>

Schedule "E"

Stocks Owned by the Company

	Par Value	Book Value	Market Value
Preferred Stocks			
Winnipeg Electric Railway, 100 shares	\$10,000 00	\$10,920 00	\$5,600 00
International Milling Co., 50 shares	5,000 00	5,075 00	4,940 00
Great Lakes Power Co., 125 shares	12,500 00	12,125 00	11,750 00
		<u>\$28,120 00</u>	<u>\$22,290 00</u>
Common Stocks			
Royal Bank of Canada, 116 shares	\$11,600 00	\$43,200 00	\$28,884 00
Public Service of New Jersey, 100 shares	None	12,449 34	8,500 00
International Petroleum, 200 shares	None	4,400 00	2,400 00
Consolidated Gas of New York, 100 shares	None	12,000 00	9,700 00
Consolidated Gas of New York, 100 shares	None	11,250 00	9 700 00
		<u>\$83,299 34</u>	<u>\$59,184 00</u>

PACIFIC AMERICAN FIRE INSURANCE COMPANY*

HEAD OFFICE, LOS ANGELES, CAL.

Principal Office in Canada—Vancouver, B.C.

Manager or Chief Executive Officer in Canada.—Dale & Company, Limited, 1006-15 Marine Bldg., Vancouver, B.C.

Chief or General Agent in Ontario.—A. Tucker, Metropolitan Bldg., Toronto, Ont.

Date of Incorporation.—September 28, 1928. *Date commenced business in Canada.*—February, 1931.

		PREMIUMS WRITTEN—CLAIMS INCURRED
Capital stock paid in cash	\$1,000,000	†Premiums—Ontario (net)
Assets in Canada	120,002	†Premiums—Canada (net)
Liabilities in Canada	13,355	†Claims—Ontario (net)
		†Claims—Canada (net)

PACIFIC COAST FIRE INSURANCE COMPANY*

HEAD OFFICE, VANCOUVER, B.C.

Officers.—President, W. H. Malkin, Vancouver; Managing Director, T. W. Greer, Vancouver.

Directors.—R. Gelletly, Vancouver; C. Spencer, Vancouver; C. B. McNaught, Toronto; G. M. Black, Winnipeg; H. J. Tapscott, London, Eng.; W. H. Malkin, Vancouver, T. W. Greer, Vancouver.

Chief or General Agent in Ontario.—Reed, Shaw & McNaught, 64 Wellington St. W., Toronto.

Date of Incorporation.—1890. *Date commenced business in Canada.*—†November 5, 1908.

		PREMIUMS WRITTEN—CLAIMS INCURRED
Capital stock paid in cash	\$650,000	Premiums—Ontario (net)
Total assets	2,052,453	Premiums—Total business (net)
Total liabilities	1,054,440	Claims—Ontario (net)
Surplus protection of policyholders	998,013	Claims—Total business (net)

PACIFIC FIRE INSURANCE COMPANY*

HEAD OFFICE, NEW YORK, N.Y.

Principal Office in Canada, Toronto, Ont.

Manager or Chief Executive Officer in Canada.—H. Begg, Toronto.

Chief or General Agent in Ontario.—H. Begg, 14 Toronto St., Toronto.

Date of Incorporation.—1851. *Date commenced business in Canada.*—May 10, 1921.

		PREMIUMS WRITTEN—CLAIMS INCURRED
Capital stock paid in cash	\$1,000,000	Premiums—Ontario (net)
Assets in Canada	332,303	Premiums—Canada (net)
Liabilities in Canada	189,158	Claims—Canada (net)
		Claims—Canada (net)

*See note on page 1.

†Reinsured November 31, 1931 with Liverpool, London & Globe Insurance Company.

‡Prior to this date business limited under Provincial charter to Province of British Columbia only.

THE PALATINE INSURANCE COMPANY, LIMITED*

HEAD OFFICE, LONDON, ENGLAND

Principal Office in Canada, Montreal, P.Q.

Manager or Chief Executive Officer in Canada.—Jno. Holroyde, Montreal.

Chief or General Agent in Ontario.—J. M. McGregor, 100 Adelaide St. West, Toronto.

Date of Incorporation.—August 22, 1900. *Date commenced business in Canada.*—March 27, 1912.

Capital stock paid in cash.....	\$973,333	PREMIUMS WRITTEN—CLAIMS INCURRED	
Assets in Canada.....	676,409	Premiums—Ontario (net).....	\$91,565
Liabilities in Canada.....	285,404	Premiums—Canada (net).....	353,958
		Claims—Ontario (net).....	42,440
		Claims—Canada (net).....	191,217

PATRIOTIC ASSURANCE COMPANY, LIMITED*

HEAD OFFICE, DUBLIN, IRELAND

Principal Office in Canada, Toronto, Ont.

Manager or Chief Executive Officer in Canada.—R. L. Stailing, Toronto.

Chief or General Agent in Ontario.—R. L. Stailing, 15 Wellington St. East, Toronto.

Date of Organization.—1824. *Date commenced business in Canada.*—August 11, 1921.

Capital stock paid in cash.....	\$486,667	PREMIUMS WRITTEN—CLAIMS INCURRED	
Assets in Canada.....	194,342	Premiums—Ontario (net).....	\$47,310
Liabilities in Canada.....	118,597	Premiums—Canada (net).....	139,234
		Claims—Ontario (net).....	33,131
		Claims—Canada (net).....	101,331

PEARL ASSURANCE COMPANY, LIMITED*

HEAD OFFICE, LONDON, ENGLAND

Principal Office in Canada, Toronto, Ont.

Manager or Chief Executive Officer in Canada.—Lawson T. Hargreaves, Toronto.

Chief or General Agent in Ontario.—Lawson T. Hargreaves, Metropolitan Bldg., Toronto.

Date of Incorporation.—1864. *Date commenced business in Canada.*—1927.

Capital stock paid in cash.....	\$6,610,086	PREMIUMS WRITTEN—CLAIMS INCURRED	
Assets in Canada.....	309,954	Premiums—Ontario (net).....	\$70,926
Liabilities in Canada.....	108,916	Premiums—Canada (net).....	151,903
		Claims—Ontario (net).....	53,552
		Claims—Canada (net).....	103,729

THE PHENIX FIRE INSURANCE COMPANY OF PARIS, FRANCE*

(Phenix Compagnie Francaise du)

HEAD OFFICE, PARIS, FRANCE

Principal Office in Canada, Montreal, Que.

Manager or Chief Executive Officer in Canada.—Anselme Samoisette, Montreal.

Chief or General Agent in Ontario.—Wm. G. Mitchell, 90 Adelaide St. East, Toronto.

Date of Organization.—1819. *Date commenced business in Canada.*—March 20, 1915.

Capital stock paid in cash.. Francs	16,000,000	PREMIUMS WRITTEN—CLAIMS INCURRED	
Assets in Canada.....	\$221,445	Premiums—Ontario (net).....	\$27,289
Liabilities in Canada.....	124,664	Premiums—Canada (net).....	143,305
		Claims—Ontario (net).....	21,857
		Claims—Canada (net).....	77,903

PHILADELPHIA FIRE & MARINE INSURANCE COMPANY*

HEAD OFFICE, PHILADELPHIA, PA.

Principal Office in Canada, Toronto, Ont.

Manager or Chief Executive Officer in Canada.—H. C. Mills, 100 Adelaide St. West, Toronto 2,

Ont *Chief or General Agent in Ontario.*—H. C. Mills, Toronto, Ont.

Date of Incorporation.—May, 1923. *Date commenced business in Canada.*—May, 1929.

Capital stock paid in cash.....	\$1,000,000	PREMIUMS WRITTEN—CLAIMS INCURRED	
Assets in Canada.....	140,220	Premiums—Ontario (net).....	\$6,081
Liabilities in Canada.....	12,088	Premiums—Canada (net).....	18,703
		Claims—Ontario (net).....	179
		Claims—Canada (net).....	986

*See note on page 1.

PHOENIX ASSURANCE COMPANY, LIMITED, OF LONDON, ENGLAND*

HEAD OFFICE, LONDON, ENGLAND

Principal Office in Canada, Montreal, Que.

Manager or Chief Executive Officer in Canada.—James B. Patterson, Montreal.*Chief or General Agent in Ontario.*—A. T. Cunningham, 54 Adelaide St. East, Toronto.*Date of Organization.*—1782. *Date commenced business in Canada.*—1804.

Capital stock paid in cash..... £1,005,000

*Life:*Assets in Canada..... \$4,026,735
Ontario business in force (gross).... 2,074,723
Canadian business in force (gross) 6,947,058*Other than Life:*Assets in Canada..... \$3,181,473
Liabilities in Canada..... 1,175,301

PREMIUMS WRITTEN—CLAIMS INCURRED

*Life:*Premiums—Ontario (net)..... \$42,317
Premiums—Canada (net)..... 188,235
Death Claims—Ontario (net)..... 61,296
Death Claims—Canada (net)..... 113,380*Other than Life:*Premiums—Ontario (net)..... 343,955
Premiums—Canada (net)..... 1,523,846
Claims—Ontario (net)..... 213,908
Claims—Canada (net)..... 1,003,423

THE PHOENIX INSURANCE COMPANY OF HARTFORD*

HEAD OFFICE, HARTFORD, CONN.

Principal Office in Canada, Montreal, Que.

Manager or Chief Executive Officer in Canada.—J. W. Tatley, Montreal.*Chief or General Agent in Ontario.*—H. A. Butt, 12 Wellington St. East, Toronto.*Date of Incorporation.*—May 31, 1859. *Date commenced business in Canada.*—May 20, 1891.

Capital stock paid in cash..... \$6,000,000

Assets in Canada..... 762,048
Liabilities in Canada..... 244,569

PREMIUMS WRITTEN—CLAIMS INCURRED

Premiums—Ontario (net)..... \$113,472
Premiums—Canada (net)..... 345,730
Claims—Ontario (net)..... 50,916
Claims—Canada (net)..... 188,112

PILOT INSURANCE COMPANY

HEAD OFFICE, TORONTO, ONT.

Incorporated.—April 2, 1927. *Commenced business in the Province.*—April 20, 1927.*Officers (as at date of filing statement).*—President, D. M. Ferry, Jr.; Vice-President, F. S. Brown; Secretary, Charles C. Bowen; General Manager, Norman G. Duffett; Treasurer, Paul M. Bowen.*Directors (as at date of filing statement).*—Jno. S. Dowling, Charles C. Bowen, A. J. Crockett, Ralph E. Burks, D. M. Ferry, Jr., Kirby B. White, Alexander Fasken, J. J. Warren, J. H. Thom, L. K. Kirk, Paul M. Bowen, F. S. Brown, E. C. Greb, George Hancock, Walter Steele.*Auditors.*—Welch, Campbell & Lawless.

Statement for the Year Ending 31st December, 1931

Capital Stock

	Amount subscribed for	Amount paid in cash
Amount of capital stock authorized, \$2,000,000.		
Number of shares, 20,000. Par value, \$100 each.		
Capital stock at beginning of year 1931.....	\$993,100 00	\$267,930 00
Capital stock issued during year.....	20,000 00	2,000 00
Capital stock at end of year.....	<u>\$1,013,100 00</u>	<u>\$269,930 00</u>

Premium on Capital Stock

Total amount paid as premium on capital stock at beginning of year.....	\$213,617 50
Amount received during the year.....	18,000 00
Total amount paid to December 31, 1931.....	<u>\$231,617 50</u>

Assets

Book value of bonds, debentures and debenture stocks owned.....	\$511,907 45
Cash on hand and in banks:	
On hand at head office.....	\$100 00
In chartered banks of Canada in Canada.....	40,618 71
In all other banks and depositories.....	23,329 33
	<u>64,048 04</u>
Interest due, \$837.50; accrued, \$6,056.11.....	6,893 61
Agents' balances and premiums uncollected, written on or after October 1, 1931.....	48,864 14
Amount due from reinsurance on losses already paid.....	1,048 86
All other assets, viz.:	
Premium on U.S. funds in bank, at 20%.....	\$4,665 86
Recoveries outstanding on claims paid.....	2,399 20
Amount due from Associated Reinsurers for expenses.....	496 48
	<u>7,561 54</u>
Total Admitted Assets of the Company.....	<u>\$640 323 64</u>

*See note on page 1.

Liabilities

Total provision for unpaid claims.....		\$87 887 74
Total net reserve, \$264,340.70, carried out at 80% thereof.....		211,472 56
Reserve and unpaid losses under unlicensed reinsurance, unsecured.....		4,337 97
Expenses due and accrued.....		1,219 71
Taxes due and accrued.....		6,707 73
Reinsurance premiums.....		3,814 26
Return premiums.....		396 30
Due Standard Accident Insurance Company for expenses paid by them.....		524 16
Total of all liabilities except capital stock.....		<u>\$316,360 43</u>
Capital stock paid in cash.....	\$269,930 00	
Surplus in Profit and Loss Account.....	54,033 21	
Excess of assets over liabilities.....		<u>323 963 21</u>
Total Liabilities.....		<u><u>\$640,323 64</u></u>

Profit and Loss Account

Net premiums written.....		\$555,855 28
Reserve of unearned premiums (80 per cent.):		
At beginning of year.....		215,451 48
At end of year.....		211,472 56
Decrease.....		<u>\$3,978 92</u>
Net premiums earned.....		<u>\$559,834 20</u>
Net losses and claims incurred.....		\$274,080 55
Net adjustment expenses.....		26,370 38
Commissions.....		140,325 12
Taxes.....		7,383 15
Salaries, fees and travelling expenses.....		82,007 11
All other expenses.....		35,980 91
Underwriting loss.....		<u>\$6,313 02</u>
Other revenue:		
Interest earned.....		<u>\$23,366 37</u>
Other expenditure:		
Bad debts written off.....	\$6,445 99	
Decrease in market value of investments.....	5,611 50	
Loss and expenses on bonds and stocks sold.....	178 74	
Investment expenses.....	225 69	
		<u>\$12,461 92</u>
Net Profit for the Year.....		<u><u>\$4,591 43</u></u>

Surplus for Protection of Policyholders

Surplus of assets over liabilities (except capital stock) at beginning of year.....		\$298,583 37
Net profit brought down.....		4,591 43
Premium on capital stock received in cash.....		18,000 00
		<u>\$321,174 80</u>
Increase in paid-in capital stock.....	\$2,000 00	
Decrease in unsecured unlicensed reinsurance.....	3,583 64	
		<u>5,583 64</u>
Increase in disallowed assets.....		<u>\$326,758 44</u>
		2,795 23
Surplus of assets over liabilities (except capital stock) at end of year.....		<u><u>\$323,963 21</u></u>

Summary of Risks—Fire*(All in Ontario)*

Gross in force, December 31, 1930.....	\$4,101,985 00
Taken in 1931, including renewed.....	2,907,210 00
Total.....	<u>\$7,009,195 00</u>
Ceased in 1931.....	2,539,967 00
Gross in force, December 31, 1931.....	\$4,469,228 00
Reinsurance in force, December 31, 1931.....	1,655,282 00
Net in force, December 31, 1931.....	<u><u>\$2,813,946 00</u></u>

Exhibit of Premiums

(All in Ontario)

Class of Business	Gross in Force, Dec. 31, 1930	Taken in 1931 including renewed	Ceased in 1931	Gross in Force, Dec. 31, 1931	Reinsurance in Force, Dec. 31, 1931	Net in Force, Dec. 31, 1931
Fire.....	\$28,361 73	\$23,692 17	\$19,103 79	\$32,950 11	\$12,668 67	\$20,281 44
Automobile.....	556,145 23	874,267 07	838,893 06	591,519 24	46,155 96	545,363 28
Accident and Sickness.....	201 00	340 00	307 00	234 00	234 00
Bonds.....	3,313 98	2,230 37	2,327 40	3,216 95	300 57	2,916 38
Burglary.....	2,147 37	2,073 65	2,021 25	2,199 77	1,132 23	1,067 54
Inland Transportation.....	1,046 50	457 50	1,409 00	95 00	95 00
General Liability.....	563 50	1,968 97	875 60	1,656 87	526 88	1,129 99
Plate Glass.....	1,243 32	1,396 86	1,503 13	1,137 05	1,137 05
Railroad, Accident and Sickness	62,289 49	62,289 49
Totals.....	\$655,312 12	\$906,426 59	\$928,729 72	\$633,008 99	\$60,784 31	\$572,224 68

Schedule "D"

Bonds and Debentures Owned by the Company

	Par Value	Book Value
(a) Government Bonds—		
(1) Dominion:		
Dominion of Canada, 5%, 1937.....	\$150,000 00	\$160,980 00
Dominion of Canada, 4%, 1960.....	95,000 00	89,203 10
(2) Provincial:		
Province of Nova Scotia, 5%, 1959.....	20,000 00	20,918 00
Province of Ontario, 4%, 1957.....	10,000 00	9,196 00
Province of Ontario, 4½%, 1945.....	50,000 00	49,760 00
(3) Foreign:		
United States 4th Liberty Loan, 4¼%, 1938.....	16,000 00	19,404 00
(c) (1) Canadian Municipals:		
City of Montreal, 5%, 1936.....	40,000 00	41,612 00
(d) Public Utilities:		
Bell Telephone Co., 5%, 1960.....	25,000 00	26,087 50
Montreal Light, Heat & Power Co., 5%, 1951.....	25,000 00	25,795 00
Canadian Pacific Railway, 4½%, 1960.....	20,000 00	19,975 25
Shawinigan Water & Power Co., 4½%, 1970.....	25,000 00	24,200 60
(e) Miscellaneous:		
Hinde and Dauche Paper Co. (1st Mtge.), 5½%, 1948.....	5,000 00	5,000 00
Hamilton Cotton Co., Ltd. (1st Mtge.), 5½%, 1948.....	5,000 00	4,894 90
Donna Conna Paper Co. (1st Mtge.), 5½%, 1948.....	5,000 00	4,973 60
Howard Smith Paper Mills, Ltd., 5½%, 1953.....	5,000 00	4,907 50
(d) Public Utilities:		
Sin-Mac Lines, 6%, 1949.....	5,000 00	2,500 00
(e) Miscellaneous:		
Great Lakes Paper Co., 6%, 1950.....	5,000 00	2,500 00
Totals.....	\$506,000 00	\$511,907 45

THE PIONEER INSURANCE COMPANY*

HEAD OFFICE, MONTREAL, QUE.

Officers.—President, J. H. Labelle, Montreal; Vice-President, Fred J. Walker, Montreal; General Manager, A. F. Glover, Montreal.

Directors.—J. H. Labelle, Montreal; F. J. Walker, Montreal; J. D. Simpson, Liverpool, Eng.; R. P. Adams, Montreal; Wm. Clelland, Montreal; A. F. Glover, Montreal; D. C. McLachlan, Winnipeg; E. F. Sise, Montreal; H. W. Wonham, Montreal.

Chief or General Agent in Ontario.—Percy J. Quinn, 29 Wellington St. East, Toronto.

Date of Incorporation.—June 15, 1926. Date commenced business in Canada.—January 20, 1927.

		PREMIUMS WRITTEN—CLAIMS INCURRED
Capital stock paid in cash.....	\$181,250	Premiums—Ontario (net)..... \$40,579
Assets in Canada.....	210,346	Premiums—Canada (net)..... 147,589
Liabilities in Canada.....	123,982	Claims—Ontario (net)..... 25,348
Surplus protection to policyholders	86,364	Claims—Canada (net)..... 62,195

*See note on page 1.

PLANET ASSURANCE COMPANY, LIMITED*

HEAD OFFICE, LONDON, ENGLAND

Principal Office in Canada, Toronto, Ont.

Manager or Chief Executive Officer in Canada.—R. L. Stalling, Toronto.

Chief or General Agent in Ontario.—R. L. Stalling, 15 Wellington St. East, Toronto.

Date of Incorporation.—January 20, 1920. *Date commenced business in Canada.*—1928.

Capital stock paid in cash.....	\$729,900	PREMIUMS WRITTEN—CLAIMS INCURRED	
Assets in Canada.....	132,983	Premiums—Ontario (net).....	\$36,065
Liabilities in Canada.....	94,760	Premiums—Canada (net).....	109,634
		Claims—Ontario (net).....	28,447
		Claims—Canada (net).....	83,513

THE PREFERRED ACCIDENT INSURANCE COMPANY OF NEW YORK*

HEAD OFFICE, NEW YORK, N.Y.

Principal Office in Canada, Toronto, Ont.

Manager or Chief Executive Officer in Canada.—J. W. Mackenzie, Toronto.

Chief or General Agent in Ontario.—J. W. Mackenzie, Federal Bldg., Toronto.

Date of Incorporation.—March, 1893. *Date commenced business in Canada.*—February 14, 1918.

Capital stock paid in cash.....	\$875,000	PREMIUMS WRITTEN—CLAIMS INCURRED	
Assets in Canada.....	225,729	Premiums—Ontario (net).....	\$55,388
Liabilities in Canada.....	62,675	Premiums—Canada (net).....	71,464
		Claims—Ontario (net).....	35,397
		Claims—Canada (net).....	38,527

THE PROTECTIVE ASSOCIATION OF CANADA*

HEAD OFFICE, GRANBY, QUE.

Officers.—President and Manager, E. E. Gleason, Granby, Que.; Vice-President, W. D. Bradford, Granby, Que.; Secretary, J. G. Fuller, Granby, Que.; Treasurer, N. R. Mitchell, Granby, Que.

Directors.—J. G. Fuller, N. R. Mitchell, D. K. Cowley, M. D., Granby, Que.; W. W. D. Brock, Granby; Geo. H. Sherwood, Toronto; E. E. Gleason, Granby; W. D. Bradford, Granby, Que.

Chief or General Agent in Ontario.—W. R. Bell, 53 Yonge St. Arcade, Toronto.

Date of Incorporation.—March 22, 1907. *Date commenced business in Canada.*—June 18, 1907

Capital stock paid in cash.....	\$50,000	PREMIUMS WRITTEN—CLAIMS INCURRED	
Total assets.....	331,855	Premiums—Ontario (net).....	\$211,156
Total liabilities.....	149,267	Premiums—Total business (net).....	418,119
Surplus protection of policyholders	182,588	Claims—Ontario (net).....	150,560
		Claims—Total business (net).....	277,858

PROVIDENCE WASHINGTON INSURANCE COMPANY*

HEAD OFFICE, PROVIDENCE, R.I.

Principal Office in Canada, Montreal, Que.

Manager or Chief Executive Officer in Canada.—J. W. Tatley, Montreal.

Chief or General Agent in Ontario.—Burriss & Sweatman, Ltd., 12 Wellington St. E., Toronto.

Date of Incorporation.—1799. *Date commenced business in Canada.*—January 9, 1912.

Capital stock paid in cash.....	\$3,000,000	PREMIUMS WRITTEN—CLAIMS INCURRED	
Assets in Canada.....	406,099	Premiums—Ontario (net).....	\$40,624
Liabilities in Canada.....	82,374	Premiums—Canada (net).....	133,000
		Claims—Ontario (net).....	17,536
		Claims—Canada (net).....	87,843

THE PROVIDENCE FIRE ASSOCIATION OF PARIS*

(La Providence de Paris, France)

HEAD OFFICE, PARIS, FRANCE

Principal Office in Canada, Montreal, Que.

Manager or Chief Executive Officer in Canada.—Jules H. Pigeon, 59 St. James St. West, Montreal, Que.

Chief or General Agent in Ontario.—G. D. Buchan, 13 King St. West, Toronto.

Date of Incorporation.—1838. *Date commenced business in Canada.*—August 7, 1929.

Capital stock paid in cash.. Francs	3,000,000	PREMIUMS WRITTEN—CLAIMS INCURRED	
Assets in Canada.....	\$144,924	Premiums—Ontario (net).....	\$5,070
Liabilities in Canada.....	25,554	Premiums—Canada (net).....	43,880
		Claims—Ontario (net).....	2,269
		Claims—Canada (net).....	40,012

*See note on page 1.

THE PROVIDENT ASSURANCE COMPANY

HEAD OFFICE, MONTREAL, QUE.

Incorporated.—May 20, 1905. *Commenced business.*—1906.*Officers (as at date of filing statement).*—President, Honourable P. R. DuTremblay; Vice-President, Honourable Senator N. A. Belcourt; Secretary-Treasurer, Edmond Courtois; General Manager, J. H. Pigeon; Asst. Secretary-Treasurer, J. E. Rochon.*Directors (as at date of filing statement).*—Honourable P. R. DuTremblay, Honourable Senator N. A. Belcourt, R. O. Sweezy, Henri Geoffron, Maxime Raymond, J. H. Rainville, A. J. Major, J. H. Pigeon, Edmond Courtois, J. E. Rochon.*Auditors.*—Joseph Froggatt Co., Incorporated.

Statement for the Year Ending 31st December, 1931

Capital Stock

	Amount subscribed for	Amount paid in cash
Amount of capital stock authorized, \$2,000,000.		
Number of shares, 10,000. Par value, \$100.		
Capital stock at beginning of year.....	\$1,000,000 00	\$274,855 00
Calls on capital received during year.....		19,950 00
Capital stock at end of year.....	<u>\$1,000,000 00</u>	<u>\$294,805 00</u>

Premium on Capital Stock

Total amount paid to December 31, 1931.....		<u>Nil.</u>
---	--	-------------

Assets

Book value of real estate, office premises.....		\$366,174 70
Mortgage loans on real estate:		
First mortgages.....	\$24,450 00	
Second and subsequent mortgages.....	2,500 00	
		26,950 00
Loans secured by bonds, stocks, and other collateral.....		134,800 00
Book value of bonds, debentures and debenture stocks owned.....		467,707 34
Book value of stocks owned.....		232,015 01
Cash on hand and in banks:		
In chartered banks of Canada in Canada.....	\$39,167 71	
In all other banks and depositories.....	12,264 10	
		51,431 81
Interest due, \$194.31; accrued, \$7,746.36.....	\$7,940 67	
Dividends accrued.....	1,269 68	
Rents accrued.....	367 50	
		9,577 85
Agents' balances and premiums uncollected, written on or after October 1, 1931.....		209,734 14
Bills receivable.....		1,135 76
Amount due from reinsurance on losses already paid.....		51,892 40
All other assets:		
Loans on life policies.....	\$31,648 21	
Workmen's Compensation Reinsurance Bureau.....	51,239 19	
Deferred life premiums.....	5,731 71	
Sundry debtors.....	26,417 81	
Claims recoverable.....	3,450 00	
Plate glass in warehouse.....	1,313 66	
Automobiles.....	4,279 90	
Surrender value on life policy.....	9,100 00	
Excess of market over book value of bonds.....	7,985 41	
		141,165 89
Gross Assets of the Company.....		\$1,692,584 90
Deficiency of market under book value of stocks.....		69,715 01
Total Admitted Assets of the Company.....		<u>\$1,622,869 89</u>

Liabilities

	In the Province	Elsewhere	Total Liabilities
Total provision for unpaid claims.....	\$25,517 25	\$309,949 41	\$335,466 66
Total unreported and reopened claims.....		13,000 00	13,000 00
Total net reserve, \$391,881.68, carried out at 80% thereof.....	65,714 65	247,790 70	313,505 35
Reinsurance.....		283,436 44	283,436 44
All other liabilities as follows:			
Reserve on life policies (Om 5-3%).....		175,712 00	175,712 00
Sundry creditors.....		37,024 14	37,024 14
Total of all liabilities except capital stock.....			\$1,158,144 59
Capital stock paid in cash.....		\$294,805 00	
Surplus in Profit and Loss Account.....		169,920 30	
Excess of assets over liabilities.....			464,725 30
Total Liabilities.....			<u>\$1,622,869 89</u>

Profit and Loss Account

	In the Province	Elsewhere	All Business
Net premiums written	\$129,042 30	\$973,992 69	\$1,103,034 99
Reserve of unearned premiums (80 per cent.):			
At beginning of year	43,922 77	380,456 43	424,379 20
At end of year	65,714 65	423,502 70	489,217 35
Increase	\$21,791 88	\$43,046 27	\$64,838 15
Net premiums earned	\$107,250 42	\$930,946 42	\$1,038,196 84
Net losses and claims incurred	\$70,222 83	\$518,161 38	\$588,384 21
Net adjustment expenses	3,585 50	55,414 50	59,000 00
Commissions	26,641 34	118,440 73	145,082 07
Salaries, fees and travelling expenses	16,387 32	126,111 13	142,498 45
All other expenses			95,226 60
Underwriting profit			8,005 51
Other revenue:			
Interest earned		\$38,080 36	
Rents earned		24,317 74	
Bad debts recovered previously written off		8,632 03	
Profit from agencies		4,541 15	
Adjustment of bonds by amortization		610 63	
Profit on sale of bonds		798 16	
Miscellaneous		725 00	
			77,705 07
Other expenditure:			
Bad debts written off		\$21,118 92	
Decrease in market value of investments		27,081 65	
			48,200 57
Net Profit for the Year			\$37,510 01

Surplus for Protection of Policyholders

Surplus of assets over liabilities (except capital stock) at beginning of year	\$396,012 62
Net profit brought down	37,510 01
	\$433,522 63
Increase in paid in capital stock	\$19,950 00
Decrease in disallowed assets	31,252 67
	51,202 67
	\$484,725 30
Dividends declared	20,000 00
Surplus of assets over liabilities (except capital stock) at end of year	\$464,725 30

Summary of Risks—Fire

	In Ontario	Elsewhere	Total
Gross in force, December 31, 1930	\$10,822,272	\$27,564,588	\$38,386,860
Taken in 1931, including renewed	13,075,632	24,555,163	37,630,795
Total	\$23,897,904	\$52,119,751	\$76,017,655
Ceased in 1931	9,127,848	20,785,034	29,912,882
Gross in force, December 31, 1931	\$14,770,056	\$31,334,717	\$46,104,773
Reinsurance in force, December 31, 1931	4,934,659	10,883,573	15,818,232
Net in Force, December 31, 1931	\$9,835,397	\$20,451,144	\$30,286,541

Exhibit of Premiums

Class of Insurance	Gross in Force at end of 1930	Taken in 1931, including renewed	Ceased in 1931	Gross in Force, Dec. 31, 1931	Reinsurance in Force, Dec. 31, 1931	Net in Force, Dec. 31, 1931
Fire:						
Ontario	\$113,103 16	\$126,719 35	\$105,213 18	\$134,609 33	\$53,114 07	\$81,495 26
Elsewhere	322,449 54	285,438 55	253,737 91	354,150 18	121,810 33	232,339 85
Total	\$435,552 70	\$412,157 90	\$358,951 09	\$488,759 51	\$174,924 40	\$313,835 11
Automobile:						
Ontario	\$58,229 98	\$112,671 75	\$101,105 89	\$66,795 84	\$1,649 24	\$65,146 60
Elsewhere	202,298 24	480,912 68	438,284 63	244,926 29	6,246 51	238,679 78
Total	\$260,528 22	\$593,584 43	\$542,390 52	\$311,722 13	\$7,895 75	\$303,826 38
Accident and Sickness:						
Ontario	\$3,861 54	\$4,481 49	\$1,955 89	\$3,387 14	\$841 20	\$2,545 94
Elsewhere	15,395 63	20,602 11	19,203 50	16,794 24	4,764 91	12,029 33
Total	\$19,257 17	\$25,083 60	\$24,159 39	\$20,181 38	\$5,606 11	\$14,575 27

Exhibit of Premiums—Continued

Class of Insurance	Gross in Force at end of 1930	Taken in 1931 including renewed	Ceased in 1931	Gross in Force, Dec. 31, 1931	Reinsurance in Force, Dec. 31, 1931	Net in Force, Dec. 31, 1931
Accident and Sickness Comb'd:						
Ontario.....	\$97 15	\$3,302 33	\$3,323 28	\$76 20		\$76 20
Elsewhere.....	2,453 31	57,349 96	57,780 06	2,023 21		2,023 21
Total.....	\$2,550 46	\$60,652 29	\$61,103 34	\$2,099 41		\$2,099 41
Guarantee:						
Ontario.....	\$352 97	\$417 46	\$450 77	\$319 66	\$10 00	\$309 66
Elsewhere.....	31,246 25	37,383 76	37,966 68	30,663 33	2,620 13	28,043 20
Total.....	\$31,599 22	\$37,801 22	\$38,417 45	\$30,982 99	\$2,630 13	\$28,352 86
Plate Glass:						
Ontario.....	\$600 85	\$1,031 51	\$413 16	\$1,219 20		\$1,219 20
Elsewhere.....	8,383 66	8,701 59	7,037 85	10,047 40		10,047 40
Total.....	\$8,984 51	\$9,733 10	\$7,451 01	\$11,266 60		\$11,266 60
Burglary:						
Ontario.....	\$410 47	\$349 00	\$319 88	\$439 59	\$7 63	\$431 96
Elsewhere.....	25,233 43	26,684 18	25,261 90	26,655 71	1,967 63	24,688 08
Total.....	\$25,643 90	\$27,033 18	\$25,581 78	\$27,095 30	\$1,975 26	\$25,120 04
Public Liability:						
Ontario.....	\$2,816 87	\$2,845 11	\$3,958 97	\$1,703 01		\$1,703 01
Elsewhere.....	24,850 08	36,407 05	36,197 76	25,059 37	\$1,956 49	23,102 88
Total.....	\$27,666 95	\$39,252 16	\$40,156 73	\$26,762 38	\$1,956 49	\$24,805 89
Inland Transportation:						
Ontario.....	\$4,139 50	\$8,401 10	\$6,800 49	\$5,740 11		\$5,740 11
Elsewhere.....		82 50		82 50		82 50
Total.....	\$4,139 50	\$8,483 60	\$6,800 49	\$5,822 61		\$5,822 61
Windstorm:						
Ontario.....	\$671 00	\$2,251 50	\$2,544 40	\$378 10		\$378 10
Elsewhere.....						
Total.....	\$671 00	\$2,251 50	\$2,544 40	\$378 10		\$378 10
Employers' Liability:						
Ontario.....		\$75 00		\$75 00		\$75 00
Elsewhere.....	\$184,752 72	719,169 55	\$868,829 56	35,092 71	\$3,000 00	32,092 71
Total.....	\$184,752 72	\$719,244 55	\$868,829 56	\$35,167 71	\$3,000 00	\$32,167 71
Life (ordinary):						
Elsewhere.....	\$27,984 67	\$31,504 92	\$30,678 00	\$28,811 59	\$2,456 68	\$26,354 91
Life (industrial):						
Elsewhere.....	\$15,405 80	\$14,777 65	\$16,422 15	\$13,761 30		\$13,761 30
All Business:						
Ontario.....	\$184,283 49	\$262,545 60	\$232,085 91	\$214,743 18	\$55,622 14	\$159,121 04
Elsewhere.....	860,453 33	1,719,014 50	1,791,400 00	788,067 83	144,822 68	643,245 15
Total.....	\$1,044,736 82	\$1,981,560 10	\$2,023,485 91	\$1,002,811 01	\$200,444 82	\$802,366 19

Schedule "D"

Bonds and Debentures Owned by the Company

	Class "A"	Par Value	Book Value
Dominion of Canada, 5%, 1943.....		\$3,000 00	\$2,980 48
Dominion of Canada, 5½%, 1937.....		2,000 00	2,049 59
Dominion of Canada (Guar. Harbour), 5%, 1969.....		25,000 00	25,125 79
Dominion of Canada, 4½%, 1940.....		39,000 00	37,806 46
Canadian National Railways, 4¾%, 1955.....		25,000 00	24,654 72
Canadian National Railways, 4¾%, 1954.....		67,000 00	67,000 00
Dominion of Canada, 4½%, 1944.....		25,000 00	25,000 00
Canadian National Railways, 4½%, 1951.....		25,000 00	24,531 84
Dominion of Canada, 4½%, 1958.....		29,000 00	29,279 26
	Class "B"		
Cartierville, 6%, 1937.....		11,000 00	11,327 40
Grand' Mere, 4½%, 1935.....		10,000 00	10,000 00
Grand' Mere, 5½%, 1946.....		4,000 00	3,804 51
La Tuque, 5%, 1941.....		12,000 00	11,921 60
Aylmer, 5½%, 1934.....		5,000 00	5,028 34
Mont-Royal, 5%, 1944.....		16,000 00	15,950 67
St. Léonard de Port Maurice, 6%, 1941.....		10,000 00	9,920 80
Pointe Claire, 6%, 1944.....		4,000 00	3,690 56
St. Boniface, 5%, 1942.....		8,000 00	7,649 90
Cite de Montréal, 4½%, 1950.....		25,000 00	23,592 00

Schedule "D"—Continued

Bonds and Debentures Owned by the Company

	Class "C"	Par Value	Book Value
Longue Pointe School Commission, 5½%, 1953.....		\$5,000 00	\$4,586 50
Sault aux Récollets School Commission, 6%, 1941.....		3,000 00	2,976 94
Montreal School Commission, 4%, 1951.....		5,000 00	3,980 60
Montreal School Commission, 5%, 1934.....		1,000 00	1,000 00
	Class "D"		
Queen's Hotel Co., Ltd., 6%, 1947.....		5,000 00	4,296 87
Credit Foncier F. C., 5%, 1934.....		10,000 00	9,893 33
Maple Leaf Milling, 5½%, 1949.....		12,500 00	11,999 35
Gatineau Power Co., 5%, 1956.....		20,000 00	18,758 44
Montreal Tramways, 5%, 1955.....		15,000 00	13,899 24
United Securities, Ltd., 5½%, 1952.....		15,000 00	14,580 91
Shawinigan Water, 5%, 1970.....		10,000 00	9,836 54
Montreal Light, Heat & Power, 5%, 1970.....		25,000 00	24,864 58
Oeuvres Notre Dame de la Merci, 5¼%, 1943.....		5,000 00	4,958 75
Canadian Northern Power, 5%, 1953.....		1,000 00	761 37
Totals.....		\$477,500 00	\$467,707 34

Schedule "E"

Stocks Owned by the Company

	Book Value	Market Value
Canada Power & Paper (Com), 500 shares.....	\$21,180 00	\$300 00
Montreal Light & Power Cons., 1,250 shares.....	63,271 90	57,500 00
Dominion Bridge (Com), 300 shares.....	20,700 00	10,800 00
Imperial Oil Co. (Com.), 1,000 shares.....	18,204 99	13,000 00
Quebec Power Co., 500 shares.....	27,975 00	18,500 00
Shawinigan Power Corp. (Com.), 500 shares.....	36,435 00	21,500 00
British Columbia Power "A" (Com.), 200 shares.....	8,147 50	7,600 00
British-American Oil (Com.), 500 shares.....	5,868 75	6,000 00
Capital Trust Corporation (Com.), 20 shares.....	2,000 00	1,600 00
Imperial Tobacco Co. (Com.), 500 shares.....	5,221 87	5,000 00
National Breweries, Ltd. (Com.), 500 shares.....	15,150 00	14,500 00
Steel Co. of Canada (Com.), 200 shares.....	7,860 00	6,000 00
Totals.....	\$232,015 01	\$162,300 00

PROVINCIAL INSURANCE COMPANY, LIMITED*

HEAD OFFICE, KENDAL, ENGLAND

Principal Office in Canada, Montreal, P.Q.

Manager or Chief Executive Officer in Canada.—Willis, Faber & Co., Ltd., Montreal, Que.*Chief or General Agent in Ontario.*—H. Begg, 14 Toronto St., Toronto.*Date of Organization.*—October 17, 1903. *Date commenced business in Canada.*—January 1, 1911.

Capital stock paid in cash.....	£140,000	PREMIUMS WRITTEN—CLAIMS INCURRED	
Assets in Canada.....	\$604,166	Premiums—Ontario (net).....	\$136,381
Liabilities in Canada.....	331,253	Premiums—Canada (net).....	463,780
		Claims—Ontario (net).....	65,513
		Claims—Canada (net).....	235,022

PRUDENTIAL ASSURANCE COMPANY, LIMITED*

HEAD OFFICE, LONDON, ENGLAND

Principal Office in Canada, Montreal, Que.

Manager or Chief Executive Officer in Canada.—R. S. Thorp, 460 St. John St., Montreal, Que.*Chief or General Agent for Ontario.*—H. Shaw, c/o Parkes, McVittie & Shaw, 4 Richmond St.

East, Toronto.

Date of Organization.—1848. *Date commenced business in Canada.*—September 28, 1923.

<i>Life:</i>		PREMIUMS WRITTEN—CLAIMS INCURRED	
Assets in Canada.....	\$185,438	<i>Life:</i>	
Ontario business in force (gross)...	929,110	Premiums—Ontario (net).....	\$32,592
Canadian business in force (gross)...	2,906,506	Premiums—Canada (net).....	112,870
		Claims—Ontario (net).....	Nil
		Claims—Canada (net).....	Nil
<i>Other than Life:</i>		<i>Other than Life:</i>	
Capital stock paid in cash.....	£1,450,000	Premiums—Ontario (net).....	\$205,614
Assets in Canada.....	\$1,222,161	Premiums—Canada (net).....	625,148
Liabilities in Canada.....	503,580	Claims—Ontario (net).....	166,345
		Claims—Canada (net).....	492,938

*See note on page 1.

QUEBEC FIRE ASSURANCE COMPANY*

HEAD OFFICE, QUEBEC, P.Q.

Officers.—President, E. G. Meredith; Vice-President, Hon. N. Garneau; Secretary and Chief Agent, G. H. Henderson.

Directors.—J. T. Ross, A. S. Booth, C. M. Horswell, Alfred Wright, W. R. Houghton, E. G. Meredith, Hon. N. Garneau.

Chief or General Agent in Ontario.—W. R. Houghton, 4 Richmond St. East, Toronto.

Date of Organization.—April 2, 1918. *Date commenced business in Canada.*—1818.

		PREMIUMS WRITTEN—CLAIMS INCURRED	
Capital stock paid in cash.....	\$125,000	Premiums—Ontario (net).....	\$41,045
Total assets.....	728,352	Premiums—Total business (net)...	166,454
Total liabilities.....	203,074	Claims—Ontario (net).....	19,225
Surplus protection of policyholders	525,279	Claims—Total business (net)....	\$1,378

QUEEN CITY FIRE INSURANCE COMPANY

HEAD OFFICE, TORONTO, ONT.

Incorporated.—February 15, 1871. *Commenced business in the Province.*—July 1, 1871.

Officers (as at date of filing statement).—President, W. R. Houghton; Vice-President, Joseph Walmsley; Secretary, Hugh F. Crighton; Manager, Joseph Walmsley.

Directors (as at date of filing statement).—C. H. C. Fortner, Chas. M. Horswell, W. R. Houghton, Joseph Walmsley, Alfred Wright, Toronto.

Auditors.—H. T. Jamieson & Company,

Statement for the Year Ending 31st December, 1931

Capital Stock

	Amount subscribed for	Amount paid in cash
Amount of capital stock authorized, \$100,000.		
Number of shares, 2,000. Par value, \$50.		
Capital stock at beginning of year.....	\$100,000 00	\$100,000 00
Capital stock at end of year.....	\$100,000 00	\$100,000 00

Premium on Capital Stock

Total amount paid to December 31, 1931.....	Nil.
---	------

Assets

Book value of real estate, office premises.....	\$40,000 00
Mortgage loans on real estate, first mortgages.....	300 00
Book value of bonds, debentures and debenture stocks owned.....	600,793 64
Book value of stocks owned.....	55,883 26
Cash on hand and in banks:	
On hand at head office.....	\$1,948 64
In chartered banks of Canada in Canada.....	14,199 30
In all other banks and depositories.....	12,774 26
	28,922 20
Interest accrued.....	\$7,315 41
Dividends due.....	950 00
Rents due.....	50 00
Agents' balances and premiums uncollected, written on or after October 1, 1931.....	8,315 41
Balances due from reinsurance companies.....	9,559 97
	843 31
Total Admitted Assets of the Company.....	\$744,617 79

Liabilities

Total provision for unpaid claims.....	\$11,474 30
Total net reserve.....	91,783 70
Expenses due and accrued.....	200 00
Taxes due and accrued.....	3,081 07
Reinsurance premiums.....	43 09
Return premiums.....	3 42
Bills payable, London & Lancashire Insurance Co., Ltd.....	39,307 97
Reserve for depreciation on building.....	250 00
Deficiency of market under book value of securities.....	13,756 57
Total of all liabilities except capital stock.....	\$159,900 12
Capital stock paid in cash.....	\$100,000 00
Reserve fund.....	250,000 00
Surplus in Profit and Loss Account.....	234,717 67
Excess of assets over liabilities.....	584,717 67
Total Liabilities.....	\$744,617 79

Profit and Loss Account

	All in the Province
Net premiums written.....	\$93,839 67
Reserve of unearned premiums:	
At beginning of year.....	96,960 46
At end of year.....	91,783 70
Decrease.....	\$5,176 76

Profit and Loss Account—Continued

Net premiums earned.....		\$99,016 43
Net losses and claims incurred.....		\$58,595 45
Net adjustment expenses.....		1,533 67
Commissions.....		22,786 91
Taxes.....		3,724 90
Salaries, fees and travelling expenses.....		11,573 54
All other expenses.....		5,681 26
Underwriting loss.....		\$4,879 30
Other revenue:		
Interest earned.....	\$30,951 35	
Dividends earned.....	3,800 00	
Rents earned.....	330 25	
Endorsement fees.....	31 75	
		\$ 35,113 35
		\$30,234 05
Other expenditure:		
Bad debts written off.....	\$26 19	
Amount transferred to investment reserve.....	13,756 57	
Depreciation on building.....	250 00	
		14,032 76
Net Profit for the Year.....		\$16,201 29

Surplus for Protection of Policyholders

Surplus of assets over liabilities at beginning of year.....	\$578,646 86
Net profit brought down.....	16,201 29
Dividends unclaimed.....	27 00
	\$594,875 15
Increase in disallowed assets.....	\$157 48
Dividends declared.....	10,000 00
	10,157 48
Surplus of assets over liabilities at end of year.....	\$584,717 67

Summary of Risks—Fire

	All in the Province	
	At Risk	Premiums
Gross in force, December 31, 1930.....	\$30,584,392 00	\$201,917 15
Taken in 1931, including renewed.....	15,597,926 00	105,812 45
Total.....	\$46,182,318 00	\$307,729 60
Ceased in 1931.....	17,698,192 00	121,496 08
Gross in force, December 31, 1931.....	\$28,484,126 00	\$186,233 52
Reinsurance in force, December 31, 1931.....	517,500 00	2,319 87
Net in force, December 31, 1931.....	\$27,966,626 00	\$183,913 65

Schedule "D"**Bonds and Debentures Owned by the Company**

	Par Value	Book Value
Province of Ontario, 6%, 1935.....	\$10,000 00	\$9,325 00
Province of Ontario, 6%, 1941.....	15,000 00	14,700 00
Hydro-Electric Power Commission, 4%, 1957.....	7,000 00	5,608 40
City of Toronto, 5½%, 1948.....	5,000 00	5,000 00
City of Port Arthur, 5%, 1937.....	5,000 00	5,437 20
City of Regina (£800), 4½%, 1952.....	3,893 33	3,157 10
Town of Kenora, 5%, 1940.....	5,000 00	5,000 00
Town of Gananoque, 4%, 1935.....	2,000 00	2,000 00
Town of Kenora, 5½%, 1937.....	1,000 00	1,000 00
Canada Permanent Mortgage Corporation, 5½%, 1935.....	20,000 00	20,000 00
Dominion of Canada Victory Loan, 5½%, 1937.....	100,000 00	100,370 42
Dominion of Canada Conversion Loan, 5½%, and 4½%, 1958.....	65,000 00	65,267 00
Dominion of Canada Conversion Loan, 5½% and 4½%, 1959.....	10,000 00	10,000 00
Province of Saskatchewan, 5%, 1939.....	21,000 00	20,103 30
Province of Ontario, 6%, 1943.....	25,000 00	24,575 00
Province of British Columbia, 5%, 1949.....	25,000 00	25,187 50
Government of Newfoundland, 5½%, 1939.....	25,000 00	25,225 54
Hydro-Electric Power Commission, 4%, 1957.....	18,000 00	14,421 60
Hydro-Electric Power Commission, 4½%, 1960.....	129,000 00	99,962 10
Canadian National Railways, 5%, 1954.....	25,000 00	24,750 00
City of Toronto, 5½%, 1938.....	5,000 00	5,120 50
City of Edmonton, 5½%, 1946.....	30,000 00	30,271 50
City of Kingston, 5%, 1943.....	15,000 00	14,929 50
Town of Fort Erie, 5½%, 1936-42.....	27,158 92	27,745 25
Town of Elmira, 6%, 1939-40.....	2,236 65	2,236 65
Town of Elmira, 6%, 1941.....	1,219 95	1,219 95
Gatineau Power Company, 5%, 1956.....	15,000 00	14,554 50
Ford City (in default), 5%, 1961-65.....	24,223 90	23,625 59
Total.....	\$636,732 75	\$600,793 64

Schedule "E"**Stocks Owned by the Company**

	Par Value	Book Value	Market Value
Consumers Gas Company of Toronto, 380 shares.....	\$38,000 00	\$55,883 26	\$70,300 00

QUEEN INSURANCE COMPANY OF AMERICA*

HEAD OFFICE, NEW YORK, N. Y.

Principal Office in Canada, Montreal, Que.

Manager or Chief Executive Officer in Canada.—J. H. Labelle, Montreal, Que.*Chief or General Agent in Ontario.*—P. J. Quinn, 29 Wellington St. East, Toronto.*Date of Incorporation.*—September 11, 1891. *Date commenced business in Canada.*—November 1, 1891.

Capital stock paid in cash.....	\$5,000,000
Assets in Canada.....	1,112,349
Liabilities in Canada.....	509,216

PREMIUMS WRITTEN—CLAIMS INCURRED	
Premiums—Ontario (net).....	\$188,264
Premiums—Canada (net).....	568,008
Claims—Ontario (net).....	110,748
Claims—Canada (net).....	345,171

RAILWAY PASSENGERS ASSURANCE COMPANY*

HEAD OFFICE, LONDON, ENGLAND

Principal Office in Canada, Montreal, Que.

Manager or Chief Executive Officer in Canada.—E. J. Kay, Montreal, Que.*Chief or General Agent in Ontario.*—J. J. O'Brien, 26 Wellington St. East, Toronto.*Date of Organization.*—March, 1849. *Date commenced business in Canada.*—November 2, 1903.

Capital stock paid in cash.....	£200,000
Assets in Canada.....	\$535,108
Liabilities in Canada.....	253,834

PREMIUMS WRITTEN—CLAIMS INCURRED	
Premiums—Ontario (net).....	\$98,030
Premiums—Canada (net).....	276,418
Claims—Ontario (net).....	54,965
Claims—Canada (net).....	187,440

RELIANCE INSURANCE COMPANY OF CANADA*

HEAD OFFICE, MONTREAL, QUE.

Officers.—President, J. W. Tatley, Montreal, Que.; Vice-Presidents, E. R. Decary, Montreal, Que.; E. V. Chaplin, Hartford, Conn.; E. D. Milligan, Montreal, Que.; Secretary, A. H. Vallance, Montreal, Que.*Directors.*—Major Walter Molson, W. A. Ralston, Lieut.-Col. Robt. Starke, Montreal, Que.; T. C. Temple, Hartford, Conn.; Geo. C. Long, Jr., Hartford, Conn.; E. Milligan, Hartford, Conn.; E. V. Chaplin, Hartford, Conn.; J. W. Tatley, Montreal, Que.; E. R. Decary, Montreal, Que.*Chief or General Agent in Ontario.*—J. S. Wilson, 43 Adelaide St. East, Toronto.*Date of Incorporation.*—July 1, 1920. *Date commenced business in Canada.*—November 24, 1920.

Capital stock paid in cash.....	\$200,000
Total assets.....	646,123
Total liabilities.....	87,396
Surplus protection of policyholders	558,727

PREMIUMS WRITTEN—CLAIMS INCURRED	
Premiums—Ontario (net).....	\$16,663
Premiums—Total business (net)...	82,426
Claims—Ontario (net).....	4,218
Claims—Total business (net)....	39,811

REPUBLIC FIRE INSURANCE COMPANY*

HEAD OFFICE, PITTSBURGH, PA.

Principal Office in Canada, Montreal, Que.

Manager or Chief Executive Officer in Canada.—Jacques Marchand, Montreal.*Chief or General Agent in Ontario.*—John B. Hall, Metropolitan Bldg., Toronto.*Date of Incorporation.*—1871. *Date commenced business in Canada.*—October 31, 1929.

Capital stock paid in cash.....	\$1,000,000
Assets in Canada.....	126,672
Liabilities in Canada.....	46,638

PREMIUMS WRITTEN—CLAIMS INCURRED	
Premiums—Ontario (net).....	\$27,069
Premiums—Canada (net).....	74,617
Claims—Ontario (net).....	25,080
Claims—Canada (net).....	67,050

RHODE ISLAND INSURANCE COMPANY*

HEAD OFFICE, PROVIDENCE, R. I.

Principal Office in Canada, Montreal, Que.

Manager or Chief Executive Officer in Canada.—J. P. A. Gagnon, Montreal, Que.*Chief or General Agent in Ontario.*—Jas. Preston, 810 Excelsior Life Bldg., Toronto.*Date of Incorporation.*—1907. *Date commenced business in Canada.*—1928.

Capital stock paid in cash.....	\$2,000,000
Assets in Canada.....	119,550
Liabilities in Canada.....	40,234

PREMIUMS WRITTEN—CLAIMS INCURRED	
Premiums—Ontario (net).....	\$16,303
Premiums—Canada (net).....	47,602
Claims—Ontario (net).....	14,575
Claims—Canada (net).....	29,542

*See note on page 1.

ROSSIA REINSURANCE COMPANY, LIMITED*

HEAD OFFICE, COPENHAGEN, DENMARK

Principal Office in Canada, Toronto, Ont.

Manager or Chief Executive Officer in Canada.—J. H. Riddell, Toronto.

Chief or General Agent in Ontario.—J. H. Riddell, 217 Bay St., Toronto.

Date of Incorporation.—1928. Date commenced business in Canada.—January 1, 1925.

Capital stock paid in cash.....	\$1,340,000	PREMIUMS WRITTEN—CLAIMS INCURRED	
Assets in Canada.....	40,570	†Premiums—Ontario (net).....	Nil
Liabilities in Canada.....	4,577	†Premiums—Canada (net).....	Nil
		†Claims—Ontario (net).....	Nil
		†Claims—Canada (net).....	Nil

ROYAL EXCHANGE ASSURANCE*

HEAD OFFICE, LONDON, ENGLAND

Principal Office in Canada, Montreal, Que.

Manager or Chief Executive Officer in Canada.—C. Stuart Malcolm, Montreal.

Chief or General Agent in Ontario.—H. B. Rowe, 100 Adelaide St. West, Toronto.

Date of Incorporation.—June 22, 1720. Date commenced business in Canada.—November 4, 1910.

Capital stock paid in cash.....	\$4,608,563	PREMIUMS WRITTEN—CLAIMS INCURRED	
Assets in Canada.....	1,570,878	Premiums—Ontario (net).....	\$267,988
Liabilities in Canada.....	658,557	Premiums—Canada (net).....	973,878
		Claims—Ontario (net).....	99,339
		Claims—Canada (net).....	568,615

ROYAL INSURANCE COMPANY, LIMITED*

HEAD OFFICE, LIVERPOOL, ENGLAND

Principal Office in Canada, Montreal, Que.

Manager or Chief Executive Office in Canada.—J. H. Labelle, Montreal.

Chief or General Agent in Ontario.—P. J. Quinn, 29 Wellington St. East, Toronto.

Date of Incorporation.—May 31, 1854. Date commenced business in Canada.—1851.

Capital stock paid in cash.....	\$13,626,496	PREMIUMS WRITTEN—CLAIMS INCURRED	
<i>Life:</i>		<i>Life:</i>	
Assets in Canada.....	\$7,639,690	Premiums—Ontario (net).....	\$185,317
Ontario business in force (gross)...	6,710,683	Premiums—Canada (net).....	805,329
Canadian business in force (gross)	25,966,927	Death Claims—Ontario (net)...	78,213
		Death Claims—Canada (net)....	268,928
<i>Other than Life:</i>		<i>Other than Life:</i>	
Assets in Canada.....	\$5,011,773	Premiums—Ontario (net).....	\$824,680
Liabilities in Canada.....	3,016,081	Premiums—Canada (net).....	2,814,939
		Claims—Ontario (net).....	489,902
		Claims—Canada (net).....	1,495,439

THE ROYAL SCOTTISH INSURANCE COMPANY, LIMITED*

HEAD OFFICE, GLASGOW, SCOTLAND

Principal Office in Canada, Montreal, Que.

Manager or Chief Executive Officer in Canada.—A. Hurry, Montreal.

Chief or General Agent in Ontario.—John M. McGregor, Concourse Bldg., Toronto.

Date of Incorporation.—1907. Date commenced business in Canada.—January 10, 1920.

Capital stock paid in cash.....	£30,000	PREMIUMS WRITTEN—CLAIMS INCURRED	
Assets in Canada.....	\$237,263	Premiums—Ontario (net).....	\$62,902
Liabilities in Canada.....	115,474	Premiums—Canada (net).....	151,182
		Claims—Ontario (net).....	32,537
		Claims—Canada (net).....	74,924

*See note on page 1.

†All business reinsured in Eagle Star & British Dominion Insurance Co. on August 31, 1931.

ST. PAUL FIRE AND MARINE INSURANCE COMPANY*

HEAD OFFICE, ST. PAUL, MINN.

Principal Office in Canada, Winnipeg, Man.

Manager or Chief Executive Officer in Canada.—P. A. Codere, Winnipeg, Man.*Chief or General Agent in Ontario.*—G. A. Sherritt, Excelsior Life Bldg., Toronto.*Date of Incorporation.*—May, 1865. *Date commenced business in Canada.*—September 14, 1907

Capital stock paid in cash.....	\$4,000,000	PREMIUMS WRITTEN—CLAIMS INCURRED	
Assets in Canada.....	704,354	Premiums—Ontario (net).....	\$187,394
Liabilities in Canada.....	280,012	Premiums—Canada (net).....	471,831
		Claims—Ontario (net).....	64,714
		Claims—Canada (net).....	248,329

SAINT PAUL MERCURY INDEMNITY COMPANY OF SAINT PAUL*

HEAD OFFICE, ST. PAUL, MINN.

Principal Office in Canada, Winnipeg, Man.

Manager or Chief Executive Officer in Canada.—P. A. Codere, Winnipeg, Man.*Chief or General Agent in Ontario.*—Geo. A. Sherritt, Excelsior Life Bldg., Toronto.*Date of Incorporation.*—March 22, 1926. *Date commenced business in Canada.*—April 19, 1927.

Capital stock paid in cash.....	\$900,000	PREMIUMS WRITTEN—CLAIMS INCURRED	
Assets in Canada.....	59,752	Premiums—Ontario (net).....	\$14,165
Liabilities in Canada.....	25,237	Premiums—Canada (net).....	35,156
		Claims—Ontario (net).....	14,847
		Claims—Canada (net).....	30,865

LA SAUVEGARDE LIFE INSURANCE COMPANY*

HEAD OFFICE, MONTREAL, QUE.

Officers.—President and Manager, G. N. Ducharme, Chambly Basin, Que.; 1st Vice-President, Hon. Sir H. Laporte, Montreal; 2nd Vice-President, Louis Lymburner, Montreal; General Manager, N. Ducharme, Montreal; Secretary, Jean Pasquin.*Directors.*—J. N. Cabana, Montreal; R. B. Bachaud, Waterloo, Que.; A. Milette, Terrebonne, Que.; Adjuor Cote, N.P.; A. Vallie, K.C., Chas. A. Roy.*Chief or General Agent in Ontario.*—Hon. N. A. Belcourt, Rideau St., Ottawa.*Date of Incorporation.*—May, 1911. *Date commenced business in Canada.*—November, 1903.

Capital stock paid in cash.....	\$232,440	PREMIUMS WRITTEN—CLAIMS INCURRED	
Total assets.....	4,631,409	Premiums—Ontario (net).....	\$103,242
Ontario business in force (gross)...	2,913,746	Premiums—Total business (net)...	929,131
Total business in force (gross)....	30,891,336	Death Claims—Ontario (net)....	13,500
		Death Claims—Total business (net)	156,126

SCOTTISH CANADIAN ASSURANCE CORPORATION*

HEAD OFFICE, TORONTO, ONT.

Officers.—President, Col. J. Forbes Michie, Toronto; Vice-President, R. S. Waldie, Toronto; Managing Director, T. H. Hall, Toronto.*Directors.*—J. A. Macintosh, Toronto; F. Norrie-Miller, F. Richardson, Philadelphia, Pa.; W. A. Barrington, Toronto; S. Norrie-Miller, Perth, Scotland; R. S. Waldie, Toronto; J. A. Northway, Toronto; Col. J. F. Michie, Toronto; Thos. H. Hall, Toronto.*Date of Incorporation.*—May 11, 1920. *Date commenced business in Canada.*—December 22, 1920.

Capital stock paid in cash.....	\$225,000	PREMIUMS WRITTEN—CLAIMS INCURRED	
Total assets.....	367,987	Premiums—Ontario (net).....	\$40,812
Total liabilities.....	108,528	Premiums—Total business (net)...	81,169
Surplus protection of policyholders	259,459	Claims—Ontario (net).....	15,094
		Claims—Total business (net)....	47,179

SCOTTISH METROPOLITAN ASSURANCE COMPANY, LIMITED*

HEAD OFFICE, LONDON, ENGLAND

Principal Office in Canada, Montreal, Que.

Manager or Chief Executive Officer in Canada.—Alexander Bissett, Montreal.*Chief or General Agent in Ontario.*—W. J. Morris, Metropolitan Bldg., Toronto.*Date of Incorporation.*—1876. *Date commenced business in Canada.*—December 17, 1918.

Capital stock paid in cash.....	£80,000	PREMIUMS WRITTEN—CLAIMS INCURRED	
Assets in Canada.....	\$453,683	Premiums—Ontario (net).....	\$141,841
Liabilities in Canada.....	232,257	Premiums—Canada (net).....	259,107
		Claims—Ontario (net).....	107,461
		Claims—Canada (net).....	185,506

*See note on page 1.

THE SCOTTISH UNION & NATIONAL INSURANCE COMPANY*

HEAD OFFICE, EDINBURGH, SCOTLAND

Principal Office in Canada, Montreal, Que.

Manager or Chief Executive Officer in Canada.—J. H. Vreeland, Montreal.

Chief or General Agent in Ontario.—Wm. A. Medland, Mail Bldg., Toronto.

Date Organized.—1824. *Date Incorporated.*—June 26, 1833. *Date commenced business in Canada.*—February, 1882.

Capital stock paid in cash.....	\$1,460,000	PREMIUMS WRITTEN—CLAIMS INCURRED	
Assets in Canada.....	1,286,498	Premiums—Ontario (net).....	\$124,768
Liabilities in Canada.....	339,676	Premiums—Canada (net).....	426,890
		Claims—Ontario (net).....	59,424
		Claims—Canada (net).....	256,263

THE SEA INSURANCE COMPANY, LIMITED*

HEAD OFFICE, LIVERPOOL, ENGLAND

Principal Office in Canada, Toronto, Ont.

Manager or Chief Executive Officer in Canada.—W. G. Drysdale, Toronto.

Chief or General Agent in Ontario.—W. G. Drysdale, 36 Toronto St., Toronto.

Date of Incorporation.—1875. *Date commenced business in Canada.*—December 11, 1924.

Capital stock paid in cash.....	£500,000	PREMIUMS WRITTEN—CLAIMS INCURRED	
Assets in Canada.....	\$249,720	Premiums—Ontario (net).....	\$67,519
Liabilities in Canada.....	114,122	Premiums—Canada (net).....	159,969
		Claims—Ontario (net).....	29,851
		Claims—Canada (net).....	112,036

SECURITY INSURANCE COMPANY OF NEW HAVEN*

HEAD OFFICE, NEW HAVEN, CONN.

Principal Office in Canada, Montreal, Que.

Manager or Chief Executive Officer in Canada.—Wm. Thompson, Toronto.

Chief or General Agent in Ontario.—Wm. Thompson, Metropolitan Bldg., Toronto.

Date of Incorporation.—May, 1841. *Date commenced business in Canada.*—November 29, 1921.

Capital stock paid in cash.....	\$2,000,000	PREMIUMS WRITTEN—CLAIMS INCURRED	
Assets in Canada.....	217,995	Premiums—Ontario (net).....	\$34,601
Liabilities in Canada.....	\$5,189	Premiums—Canada (net).....	116,952
		Claims—Canada (net).....	14,574
		Claims—Canada (net).....	68,292

SENTINEL FIRE INSURANCE COMPANY*

HEAD OFFICE, SPRINGFIELD, MASS.

Manager or Chief Executive Officer in Canada.—W. E. Findlay, 460 St. John St., Montreal.

Chief or General Agent in Ontario.—W. G. Haskings, 27 Wellington St. West, Toronto.

Date of Incorporation.—1924. *Date commenced business in Canada.*—April 2, 1927.

Capital stock paid in cash.....	\$1,000,000	PREMIUMS WRITTEN—CLAIMS INCURRED	
Assets in Canada.....	165,961	Premiums—Ontario (net).....	\$3,497
Liabilities in Canada.....	6,023	Premiums—Canada (net).....	11,307
		Claims—Ontario (net).....	1,584
		Claims—Canada (net).....	6,362

SOUTHERN INSURANCE COMPANY, LIMITED*

HEAD OFFICE, LONDON, ENGLAND

Principal Office in Canada, Vancouver, B.C.

Manager or Chief Executive Officer in Canada.—T. Wesley Greer, Vancouver, B.C.

Chief or General Agent in Ontario.—W. C. McLaughlin, 72 Queen St. W., Toronto, Ont.

Date of Incorporation.—1908. *Date commenced business in Canada.*—May, 1928.

Capital stock paid in cash.....	\$125,000	PREMIUMS WRITTEN—CLAIMS INCURRED	
Assets in Canada.....	198,917	Premiums—Ontario (net).....	\$19,888
Liabilities in Canada.....	28,914	Premiums—Canada (net).....	31,074
		Claims—Ontario (net).....	3,978
		Claims—Canada (net).....	6,162

*See note on page 1.

SOVEREIGN LIFE ASSURANCE COMPANY*

HEAD OFFICE, WINNIPEG, MAN.

Officers.—President and Managing Director, H. J. Meiklejohn, M.D., Winnipeg; Vice-Presidents, W. H. Carter, Winnipeg; E. E. Sharpe, Winnipeg; Secretary, E. Atkins.

Directors.—R. G. Macdonald, Brandon; W. Sanford Evans, M.L.A., Winnipeg; Wm. F. Hull, K.C., Winnipeg; John Martin, Winnipeg; J. L. Bathgate, Winnipeg; H. J. Meiklejohn, Winnipeg; W. H. Carter, Winnipeg; E. E. Sharpe, Winnipeg; William Whyte.

Chief or General Agent in Ontario.—W. H. Burnett, Federal Bldg., Toronto.

Date of Incorporation.—May 15, 1902. *Date commenced business in Canada.*—March 1, 1903.

Capital stock paid in cash.....	\$209,995	PREMIUMS WRITTEN—CLAIMS INCURRED	
Total assets.....	6,250,371	Premiums—Ontario (net).....	\$139,026
Ontario business in force (gross)...	4,800,508	Premiums—Total business (net)...	851,127
Total business in force (gross)....	27,214,714	Death Claims—Ontario (net)....	13,426
		Death Claims—Total business (net)	82,689

SPRINGFIELD FIRE & MARINE INSURANCE COMPANY*

HEAD OFFICE, SPRINGFIELD, MASS.

Principal Office in Canada, Montreal, Que.

Manager or Chief Executive Officer in Canada.—W. E. Findlay, 460 St. John St., Montreal.

Chief or General Agent in Ontario.—Joseph Murphy, Dominion Bank Bldg., Toronto.

Date of Incorporation.—April 24, 1849. *Date commenced business in Canada.*—November 5, 1908.

Capital stock paid in cash.....	\$5,000,000	PREMIUMS WRITTEN—CLAIMS INCURRED	
Assets in Canada.....	707,189	Premiums—Ontario (net).....	\$73,309
Liabilities in Canada.....	286,483	Premiums—Canada (net).....	366,291
		Claims—Ontario (net).....	44,328
		Claims—Canada (net).....	221,759

STANDARD MARINE INSURANCE COMPANY, LIMITED*

HEAD OFFICE, LIVERPOOL, ENGLAND

Principal Office in Canada, Toronto, Ont.

Manager or Chief Executive Officer in Canada.—A. B. Pakenham, Toronto.

Chief or General Agent in Ontario.—A. B. Pakenham, 64 King St. East, Toronto.

Date of Incorporation.—1871. *Date commenced business in Canada.*—April 2, 1923.

Capital stock paid in cash.....	Nil	PREMIUMS WRITTEN—CLAIMS INCURRED	
Assets in Canada.....	\$25,032	Premiums—Ontario (net).....	\$21,521
Liabilities in Canada.....	39,287	Premiums—Canada (net).....	65,104
		Claims—Ontario (net).....	2,423
		Claims—Canada (net).....	20,716

THE STATE ASSURANCE COMPANY, LIMITED*

HEAD OFFICE, LIVERPOOL, ENGLAND

Principal Office in Canada, Montreal, Que.

Manager or Chief Executive Officer in Canada.—C. Stuart Malcolm, Royal Exchange Bldg., Montreal.

Chief or General Agent in Ontario.—H. B. Rowe, 100 Adelaide St. West, Toronto.

Date of Incorporation.—April 10, 1891. *Date commenced business in Canada.*—April 20, 1926.

Capital stock paid in cash.....	£100,000	PREMIUMS WRITTEN—CLAIMS INCURRED	
Assets in Canada.....	\$268,941	Premiums—Ontario (net).....	\$18,252
Liabilities in Canada.....	95,409	Premiums—Canada (net).....	123,293
		Claims—Ontario (net).....	1,414
		Claims—Canada (net).....	72,508

STUYVESANT INSURANCE COMPANY*

HEAD OFFICE, NEW YORK, N.Y.

Principal Office in Canada, Toronto, Ont.

Manager or Chief Executive Officer in Canada.—H. Begg, Toronto.

Chief or General Agent in Ontario.—H. Begg, 14 Toronto St., Toronto.

Date of Incorporation.—November 25, 1850. *Date commenced business in Canada.*—August 25, 1916.

Capital stock paid in cash.....	\$1,000,000	PREMIUMS WRITTEN—CLAIMS INCURRED	
Assets in Canada.....	380,123	Premiums—Ontario (net).....	\$113,081
Liabilities in Canada.....	186,947	Premiums—Canada (net).....	354,855
		Claims—Ontario (net).....	55,094
		Claims—Canada (net).....	219,189

*See note on page 1.

SUN INSURANCE OFFICE LIMITED*

HEAD OFFICE, LONDON, ENGLAND

Principal Office in Canada, Toronto, Ont.

Manager or Chief Executive Officer in Canada.—R. L. Stailing, Toronto.*Chief or General Agent in Ontario.*—R. L. Stailing, 15 Wellington St. East, Toronto.*Date of Incorporation.*—April 7, 1810. *Date commenced business in Canada.*—June 30, 1892.

Capital stock paid in cash.....	\$2,336,000	PREMIUMS WRITTEN—CLAIMS INCURRED	
Assets in Canada.....	1,352,944	Premiums—Ontario (net).....	\$319,205
Liabilities in Canada.....	716,886	Premiums—Canada (net).....	852,814
		Claims—Ontario (net).....	209,914
		Claims—Canada (net).....	527,147

SUN LIFE ASSURANCE COMPANY OF CANADA*

HEAD OFFICE, MONTREAL, P.Q.

Officers.—President and Managing Director, T. B. Macaulay, Montreal, Que.; Vice-President, A. B. Wood, Montreal, Que.*Directors.*—T. B. Macaulay, Montreal; A. B. Wood, Montreal; Robert Adair, Montreal; Wm. M. Birks, Montreal; Hon. R. Dandurand, Montreal; Sir H. S. Holt, Montreal; Carl Riordan, Westmount; John W. Ross, Westmount; Hon. L. C. Webster, Westmount; J. R. Dougall, Montreal; Jas. C. Tory, Halifax; J. W. McConnell, Montreal; C. B. McNaught, Ross H. McMaster, Hon. L. H. Taschereau, E. W. Beatty.*Chief or General Agent in Ontario.*—John A. Tory, Sun Life Bldg., Toronto.*Date of Incorporation.*—1865. *Date commenced business in Canada.*—May, 1871.

Capital stock paid in cash.....	\$2,000,000	PREMIUMS WRITTEN—CLAIMS INCURRED	
Total assets.....	624,804,455	Premiums—Ontario (net).....	\$10,094,689
Ontario business in force (gross).....	327,412,095	Premiums—Total business (net).....	130,878,720
Total business in force (gross).....	3,107,343,525	Death Claims—Ontario (net).....	1,904,140
		Death Claims—Total business (net).....	24,543,336

SUSSEX FIRE INSURANCE COMPANY*

HEAD OFFICE, NEWARK, N.J.

Principal Office in Canada, Montreal, Que.

Manager or Chief Executive Officer in Canada.—P. J. Perrin, Montreal.*Chief or General Agent in Ontario.*—H. Begg, 14 Toronto St., Toronto.*Date of Incorporation.*—April 28, 1928. *Date commenced business in Canada.*—March, 1929.

Capital stock paid in cash.....	\$1,000,000	PREMIUMS WRITTEN—CLAIMS INCURRED	
Assets in Canada.....	135,487	Premiums—Ontario (net).....	\$15,107
Liabilities in Canada.....	43,478	Premiums—Canada (net).....	66,761
		Claims—Ontario (net).....	18,920
		Claims—Canada (net).....	47,000

SVEA FIRE AND LIFE INSURANCE COMPANY*

HEAD OFFICE, GOTHENBERG, SWEDEN

Principal Office in Canada, Toronto, Ont.

Manager or Chief Executive Officer in Canada.—Joseph Murphy, 201 Dominion Bank Bldg., Toronto.*Chief or General Agent in Ontario.*—Joseph Murphy, Toronto, Ont.*Date of Incorporation.*—May 18, 1866. *Date commenced business in Canada.*—1927.

Capital stock paid in cash.....	\$3,216,000	PREMIUMS WRITTEN—CLAIMS INCURRED	
Assets in Canada.....	71,983	Premiums—Ontario (net).....	\$8,985
Liabilities in Canada.....	13,130	Premiums—Canada (net).....	27,724
		Claims—Ontario (net).....	2,191
		Claims—Canada (net).....	22,019

*See note on page 1.

TOKIO MARINE & FIRE INSURANCE COMPANY, LIMITED*

HEAD OFFICE, TOKIO, JAPAN

Principal Office in Canada, Montreal, Que.

Manager or Chief Executive Officer in Canada.—E. W. Schauffler, 18 Wellington St. East, Toronto.

Date of Incorporation.—1879. *Date commenced business in Canada.*—March 12, 1920.

Capital stock paid in cash.....\$15,000,000 Assets in Canada.....242,765 Liabilities in Canada.....80,270	PREMIUMS WRITTEN—CLAIMS INCURRED Premiums—Ontario (net).....\$38,436 Premiums—Ontario (net).....104,164 Claims—Ontario (net).....26,383 Claims—Canada (net).....55,729
---	---

TORONTO GENERAL INSURANCE COMPANY

HEAD OFFICE, TORONTO, ONT.

Incorporated.—July 21, 1921. *Commented business in the Province.*—October, 1921.

Officers (as at date of filing statement).—President, G. Larratt Smith, K.C.; Vice-Presidents, W. P. Fess, Rt. Hon. Arthur Meighen; Secretary, T. G. Breck; Managing Director, W. P. Fess; General Manager, P. H. Horst; Treasurer, C. W. Sykes.

Directors (as at date of filing statement).—Lieut.-Colonel C. H. Ackerman, J. T. Braund, C. W. Buchanan, C. V. Cummings, R. T. Evans, W. W. Evans, W. P. Fess, P. H. Horst, Ray Lawson, M. A. McKenzie, M.A., Rt. Hon. A. Meighen, G. Larratt Smith, J. Fyfe Smith.

Auditors.—Clarkson, Gordon, Dilworth, Guilfoyle & Nash and Price, Waterhouse & Co.

Statement for the Year Ending 31st December, 1931

Capital Stock

	Amount subscribed for	Amount paid in cash
Amount of capital stock authorized, \$600,000.		
Number of shares, 200,000. Par value, \$3.		
Capital stock at beginning of year.....	\$284,389 50	\$284,284 50
Calls on capital received during year.....		105 00
Capital stock issued during year.....	75	75
Capital stock at end of year.....	\$284,390 25	\$ 284,390 25

Premium on Capital Stock

Total amount paid as premium on capital stock at beginning of year.....	\$878,745 60
Amount received during the year.....	4,385 25
Total amount paid to December 31, 1931.....	\$883,130 85

Assets

Mortgage loans on real estate, first mortgages.....	\$46,450 00
Book value of bonds, debentures and debenture stock owned.....	947,560 34
Book value of stocks owned.....	7,017 10
Cash on hand and in banks.....	117,832 51
Interest accrued.....	\$15,960 89
Dividends due.....	100 00
Agents' balances and premiums uncollected, written on or after October 1, 1931.....	16,060 89
Amount due from reinsurance on losses already paid.....	107,328 41
Excess of market value over book value of securities.....	823 11
Amounts due from unlicensed reinsurance companies.....	\$10,050 04
	30,036 15
	40,086 19
Total Admitted Assets of the Company.....	\$1,283,158 55

Liabilities

	In the Province	Elsewhere	Total Liabilities
Total provision for unpaid claims.....	\$50,503 89	\$210,266 89	\$260,770 78
Total net reserve, \$346,565.35, carried out at 80% thereof.....	144,665 67	132,586 61	277,252 28
Reserve and unpaid losses under unlicensed reinsurance, unsecured.....			30,192 98
Expenses due and accrued.....			20,965 15
Taxes due and accrued.....			14,000 00
Reinsurance premiums.....			8,117 09
Return premiums.....			1,365 95
Other contingency reserves.....			25,000 00
Liability re Workmen's Compensation Insurance, Quebec.....			53,268 49
Total of all liabilities except capital stock.....			\$690,932 72
Capital stock paid in cash.....	\$284,390 25		
Surplus in Profit and Loss Account.....		307,835 58	
Excess of assets over liabilities.....			592,225 83
Total Liabilities.....			\$1,283,158 55

*See note on page 1.

Profit and Loss Account

	In the Province	Elsewhere	All Business
Net premiums written.....	\$278,127 29	\$670,484 69	\$948,611 98
Reserve of unearned premiums (80 per cent.):			
At beginning of year.....	\$168,826 65	\$145,318 59	\$314,145 24
At end of year.....	144,665 67	132,586 61	277,252 28
Decrease.....	\$24,160 98	\$12,731 98	\$36,892 96
Net premiums earned.....	\$302,288 27	\$683,216 67	\$985,504 94
Net losses and claims incurred.....	\$158,395 02	\$460,918 02	\$619,313 04
Net adjustment expenses.....	18,280 34	32,438 65	50,718 99
Commissions.....			201,999 57
Taxes.....			13,734 68
Salaries, fees and travelling expenses.....			136,044 71
All other expenses.....			62,775 86
Underwriting loss.....			\$99,081 91
Other revenue:			
Interest on bank balances.....		\$1,517 67	
Interest earned on investments.....		53,243 36	
Increase in market value of investments.....		24,269 31	
Premium on United States funds.....		765 51	
			\$79,795 85
Other expenditure:			
Loss on sale of investments.....		53,276 19	
Transferred to contingent reserve.....		5,000 00	
			58,276 19
Net Loss for the Year.....			\$77,562 25

Surplus for Protection of Policyholders

Surplus of assets over liabilities (except capital stock) at beginning of year.....	\$639,486 73
Net loss brought down.....	77,562 25
Premium on capital stock received in cash.....	4,385 25
	\$566,309 73
Increase in paid in capital stock.....	\$105 75
Decrease in unsecured unlicensed reinsurance.....	28,524 51
	28,630 26
	\$594,939 99
Increase in disallowed assets.....	2,714 16
Surplus of assets over liabilities (except capital stock) at end of year.....	\$592,225 83

Summary of Risks—Fire

	In Ontario	Elsewhere	Total
Gross in force, December 31, 1930.....	\$35,319,180 00	\$17,622,418 00	\$52,941,598 00
Taken in 1931, including renewed.....	19,762,748 00	16,763,922 00	36,526,670 00
Total.....	\$55,081,928 00	\$34,386,340 00	\$89,468,268 00
Ceased in 1931.....	27,710,366 00	16,296,486 00	44,006,852 00
Gross in force, December 31, 1931.....	\$27,371,562 00	\$18,089,854 00	\$45,461,416 00
Reinsurance in force, December 31, 1931.....	7,778,231 00	6,200,945 00	13,979,176 00
Net in Force, December 31, 1931.....	\$19,593,331 00	\$11,888,909 00	\$31,482,240 00

Exhibit of Premiums

Class of Insurance	Gross in Force Dec. 31, 1930	Taken in 1931, including renewed	Ceased in 1931	Gross in Force, Dec. 31, 1931	Reinsurance in Force, Dec. 31, 1931	Net in Force, Dec. 31, 1931
Fire:						
Ontario.....	\$338,279 08	\$167,781 31	\$261,599 46	\$244,460 93	\$57,337 22	\$187,123 71
Elsewhere.....	180,923 07	172,526 21	159,350 24	194,099 04	48,191 49	145,907 55
Total.....	\$519,202 15	\$340,307 52	\$420,949 70	\$438,559 97	\$105,528 71	\$333,031 26
Automobile:						
Ontario.....	\$209,808 30	\$233,740 57	\$276,446 37	\$167,102 50	\$8,251 11	\$158,851 39
Elsewhere.....	179,104 43	194,677 37	242,649 73	131,132 07	13,811 20	117,320 87
Total.....	\$388,912 73	\$428,417 94	\$519,096 10	\$298,234 57	\$22,062 31	\$276,172 26
Accident and Sickness:						
Ontario.....	\$5,802 28	\$4,186 07	\$6,154 91	\$3,833 44	\$2,329 41	\$1,504 03
Elsewhere.....	1,010 80	347 00	1,080 80	277 00	119 60	157 40
Total.....	\$6,813 08	\$4,533 07	\$7,235 71	\$4,110 44	\$2,449 01	\$1,661 43
Guarantee:						
Ontario.....	\$13,231 37	\$10,031 85	\$15,395 12	\$7,868 10	\$1,023 50	\$6,844 60
Elsewhere.....	22,966 19	39,763 69	34,620 89	28,108 99	585 00	27,523 99
Total.....	\$36,197 56	\$49,795 54	\$50,016 01	\$35,977 09	\$1,608 50	\$34,368 59
Plate Glass:						
Ontario.....	\$5,404 61	\$3,610 87	\$4,979 16	\$4,036 32	\$4 38	\$4,031 94
Elsewhere.....	1,574 65	3,959 98	2,775 36	2,759 27	2,759 27
Total.....	\$6,979 26	\$7,570 85	\$7,754 52	\$6,795 59	\$4 38	\$6,791 21
Burglary:						
Ontario.....	\$4,397 49	\$3,611 93	\$3,647 30	\$4,362 12	\$640 91	\$3,721 21
Elsewhere.....	5,492 79	12,915 85	5,676 81	12,731 83	851 79	11,880 04
Total.....	\$9,890 28	\$16,527 78	\$9,324 11	\$17,093 95	\$1,492 70	\$15,601 25
Liability:						
Ontario.....	\$22,210 61	\$54,530 38	\$59,032 80	\$17,708 19	\$960 65	\$16,747 54
Elsewhere.....	56,890 78	194,646 78	229,041 36	22,496 20	1,934 07	20,562 13
Total.....	\$79,101 39	\$249,177 16	\$288,074 16	\$40,204 39	\$2,894 72	\$37,309 67
Blanket Residence:						
Ontario.....	\$16,598 19	\$3,212 20	\$8,156 26	\$11,654 13	\$2,036 04	\$9,618 09
Elsewhere.....	26,197 24	1,403 00	7,181 59	20,418 65	5,800 32	14,618 33
Total.....	\$42,795 43	\$4,615 20	\$15,337 85	\$32,072 78	\$7,836 36	\$24,236 42
Tornado:						
Ontario.....	\$12,793 87	\$2,341 88	\$4,237 90	\$10,897 85	\$10,897 85
Elsewhere.....	4,392 47	22 50	4,050 52	364 45	364 45
Total.....	\$17,186 34	\$2,364 38	\$8,288 42	\$11,262 30	\$11,262 30
Inland Transportation:						
Ontario.....	\$5,867 33	\$9,405 32	\$9,372 44	\$5,900 21	\$477 94	\$5,422 27
Elsewhere.....	194 00	685 03	819 03	60 00	60 00
Total.....	\$6,061 33	\$10,090 35	\$10,191 47	\$5,960 21	\$477 94	\$5,482 27
Marine:						
Ontario.....
Elsewhere.....	\$1,064 37	\$181 87	\$1,246 44
Total.....	\$1,064 37	\$181 87	\$1,246 44
Laundry Bundle:						
Ontario.....	\$330 17	\$330 17
Elsewhere.....
Total.....	\$330 17	\$330 17
Forgery:						
Ontario.....	\$523 16	\$523 16
Elsewhere.....	35 00	35 00
Total.....	\$558 16	\$558 16
All Business:						
Ontario.....	\$635,246 46	\$492,452 38	\$649,875 05	\$477,823 79	\$73,061 16	\$404,762 63
Elsewhere.....	479,845 99	621,129 28	688,527 77	412,447 50	71,293 47	341,154 03
Total.....	\$1,115,092 45	\$1,113,581 66	\$1,338,402 82	\$890,271 29	\$144,354 63	\$745,916 66

Schedule "D"

Bonds and Debentures Owned by the Company

	Par Value	Book Value
Government Bonds		
Dominion of Canada, 5½%, 1933.....	\$500 00	\$500 00
Dominion of Canada, Conversion Loan, \$25,000.00, 5½% to 1934; 4½%, 1959.....	40,000 00	41,444 46
Province of Alberta, 5%, 1940.....	7,000 00	6,861 00
Province of Alberta, 4%, 1938.....	24,333 33	21,016 70
Province of British Columbia, 4½%, 1957.....	10,000 00	9,850 00
Province of British Columbia, 4½%, 1951.....	40,000 00	37,540 00
Province of British Columbia, 4½%, 1955.....	5,000 00	4,751 20
Province of Manitoba, 4%, 1947.....	40,000 00	35,124 00
Province of New Brunswick, 5%, 1943.....	5,000 00	4,900 00
Province of New Brunswick, 4½%, 1961.....	10,000 00	10,000 00
Province of Ontario, 4%, 1968.....	10,000 00	9,430 00
Province of Ontario, 4½%, 1937.....	12,000 00	11,820 00
Province of Saskatchewan, 5%, 1939.....	10,000 00	10,000 00
Province of Saskatchewan, 4%, 1949.....	£2,500	10,022 90
Province of Saskatchewan, 4%, 1949.....	£2,000	8,018 30
Province of Saskatchewan, 4%, 1949.....	£200	801 85
Province of Saskatchewan, 4½%, 1955.....	\$10,000 00	9,852 00
Government Guaranteed		
Canadian National Railways, Dominion of Canada Guaranteed, 4½%, 1951.....	3,000 00	2,948 40
Roman Catholic School, Town of Cobalt, Province of Ontario Guaranteed, 5%, 1932-45.....	10,806 70	10,806 70
Grand Trunk Pacific, Branch Lines, Saskatchewan Guaranteed, 4%, 1939.....	2,430 00	2,296 35
Grand Trunk Pacific, Alberta Guaranteed, 4%, 1942.....	2,430 00	2,272 05
Grand Trunk Pacific, Saskatchewan Guaranteed, 4%, 1939.....	£1,000	12,551 92
Grand Trunk Pacific, Alberta Guaranteed, 4%, 1939.....	£2,000	
Grand Trunk Railway, Dominion of Canada Guaranteed (Perpetual Stock), 4%.....	\$58,400 00	50,370 00
Hydro-Electric Power Commission, Ontario Guaranteed, 4%, 1957.....	6,000 00	4,905 00
Hydro-Electric Power Commission, Ontario Guaranteed, 4%, 1958.....	4,000 00	3,345 60
National Trans. Railway, Branch Lines, First Mortgage, 4½%, 1955.....	53,000 00	51,290 60
Pacific Great Eastern Railway, British Columbia Guaranteed, 4½%, 1942.....	5,000 00	4,719 00
Canadian Northern Pacific Railway, British Columbia Guaranteed, 4%, 1950.....	20,109 06	18,053 91
Canadian Municipal		
City of Calgary, 5%, 1943.....	£5,000	24,340 65
City of Toronto, 4½%, 1953.....	\$24,333 33}	852 00
City of Toronto, 5%, 1950.....	1,000 00	10,000 00
City of Toronto, 4½%, 1938.....	10,000 00	9,599 00
City of Toronto, 4½%, 1951.....	25,000 00	23,747 50
City of Vancouver, 5%, 1944.....	25,000 00	24,820 00
City of Valleyfield, 5%, 1937-38-39.....	7,000 00	6,965 00
District of North Vancouver, 5%, 1961.....	10,000 00	10,163 00
District of Richmond, 5%, 1955.....	15,000 00	15,443 50
Municipalities of City and County of St. John, N.B., 4½%, 1971.....	25,000 00	24,820 00
Town of Sturgeon Falls, 7%, 1935.....	1,000 00	1,063 70
Township of York, 6%, 1933.....	10,000 00	10,093 00
Village of Forest Hill, 5%, 1941-42.....	10,000 00	10,291 00
Miscellaneous		
Beauharnois Power Corp., Ltd., 6%, 1959.....	25,000 00	21,945 00
British American Oil Co., Ltd., 5%, 1945.....	25,000 00	25,000 00
Canada Permanent Mortgage Corporation, 5%, 1934.....	15,000 00	15,000 00
Canada Permanent Mortgage Corporation, 5%, 1932.....	15,000 00	15,000 00
Canada Permanent Mortgage, 4¾%, 1934.....	10,000 00	10,000 00
Canada Realty Corporation, 6%, 1932-49.....	36,000 00	37,270 80
Canadian Bakeries, Ltd., 6½%, 1945.....	5,000 00	5,175 00
Cosmos Imperial Mills, 6½%, 1944.....	5,000 00	5,195 00
City Dairy, Ltd., Winnipeg, 6%, 1948.....	25,000 00	24,250 00
T. Eaton Realty Co., Ltd., 5%, 1949.....	25,000 00	24,000 00
Fraser Companies, 6%, 1932.....	5,000 00	4,262 50
Gatineau Power Co., 5%, 1956.....	25,000 00	23,757 50
General Steel Wares, Ltd., 6%, 1952.....	25,000 00	24,750 00
Hamilton Cotton Co., Ltd., 5½%, 1948.....	10,000 00	9,750 00
Harris Abattoir Co., 6%, 1947.....	25,000 00	25,107 50
Huron & Erie Mortgage Corporation, 5%, 1935.....	1,000 00	1,000 00
Huron & Erie Mortgage Corporation, 5%, 1935.....	500 00	500 00
Lake St. John Power & Paper Co., Ltd., 6½%, 1947.....	5,000 00	2,889 00
London Realty Co., Ltd., 6½%, 1950.....	25,000 00	24,632 50
McColl-Frontenac Oil Co., Ltd., 6%, 1949.....	5,000 00	4,800 00
McColl-Frontenac Oil Co., Ltd., 6%, 1949.....	25,000 00	24,382 50
McLaren Quebec Power Co., 5½%, 1961.....	12,500 00	11,728 75
National Trust Co., Ltd., 5%, 1932.....	5,000 00	5,000 00
Ontario Power Service Corporation, 5½%, 1950.....	30,000 00	19,484 00
Toronto General Trusts Corporation, 5%, 1932.....	9,000 00	9,000 00
Toronto General Trusts Corporation, 5½%, 1932.....	1,000 00	1,000 00
Toronto General Trusts Corporation, 5%, 1932.....	5,000 00	5,000 00
	\$999,815 42	\$947,560 34

Schedule "E"

Stocks Owned by the Company

	Par Value	Book Value	Market Value
Bell Telephone Co., Ltd., 50 shares.....	\$5,000 00	\$7,017 10	\$7,000 00

TRANS-CANADA INSURANCE COMPANY*

HEAD OFFICE, MONTREAL, QUE.

Officers.—President, Gordon S. Westgate; Vice-Presidents, V. Marchand, P. J. Perrin; General Manager, P. J. Perrin.

Directors.—A. Chaput, F. W. Clarke, Hon. L. A. David, Hon. Geo. P. Graham, Chas. B. Howard, Victor Marchand, M.L.A.; Hon. Narcisse Peredeau, P. J. Perrin, S. J. B. Rolland, Brig.-Gen. J. Duff Stuart, G. S. Westgate, H. Geoffrion, C. H. McFadyen, L. E. Potvin, J. A. Prud'homme.

Chief or General Agent in Ontario.—H. Begg, 14 Toronto St., Toronto.

Date of Incorporation.—October 12, 1927. *Date commenced business in Canada.*—April, 1928.

Capital stock paid in cash.....	\$159,940	PREMIUMS WRITTEN—CLAIMS INCURRED	
Total assets.....	611,232	Premiums—Ontario (net).....	\$174,895
Total liabilities.....	430,497	Premiums—Total business (net)...	609,087
Surplus protection of policyholders	180,735	Claims—Ontario (net).....	112,766
		Claims—Total business (net)....	379,870

TRAVELERS FIRE INSURANCE COMPANY*

HEAD OFFICE, HARTFORD, CONN.

Principal Office in Canada, Montreal, Que.

Manager or Chief Executive Officer in Canada.—G. B. Foster, K.C., Montreal.

Chief or General Agent in Ontario.—H. L. Huckvale, 68 Yonge St., Toronto.

Date of Incorporation.—May 23, 1923. *Date commenced business in Canada.*—December 19, 1929.

Capital stock paid in cash.....	\$2,000,000	PREMIUMS WRITTEN—CLAIMS INCURRED	
Assets in Canada.....	250,942	Premiums—Ontario (net).....	\$51,131
Liabilities in Canada.....	109,617	Premiums—Canada (net).....	195,657
		Claims—Ontario (net).....	24,953
		Claims—Canada (net).....	263,289

TRAVELERS INDEMNITY COMPANY, HARTFORD, CONN.*

HEAD OFFICE, HARTFORD, CONN.

Principal Office in Canada, Montreal, Que.

Manager or Chief Executive Officer in Canada.—Geo. B. Foster, Montreal.

Chief or General Agent in Ontario.—Robert Fullerton, 68 Yonge St., Toronto.

Date of Incorporation.—March 25, 1903. *Date commenced business in Canada.*—June 1, 1912.

Capital stock paid in cash.....	\$3,000,000	PREMIUMS WRITTEN—CLAIMS INCURRED	
Assets in Canada.....	865,311	Premiums—Ontario (net).....	\$318,958
Liabilities in Canada.....	640,242	Premiums—Canada (net).....	637,501
		Claims—Ontario (net).....	128,545
		Claims—Canada (net).....	353,565

TRAVELERS INSURANCE COMPANY, HARTFORD, CONN.*

HEAD OFFICE, HARTFORD, CONN.

Principal Office in Canada, Montreal, P.Q.

Manager or Chief Executive Officer in Canada.—Geo. B. Foster, Montreal.

Chief or General Agent in Ontario.—C. N. Macdonald, 68 Yonge St., Toronto.

Date of Incorporation.—June 17, 1863. *Date commenced business in Canada.*—July 1, 1865.

Capital stock paid in cash.....	\$20,000,000	PREMIUMS WRITTEN—CLAIMS INCURRED	
<i>Life:</i>		<i>Life:</i>	
Assets in Canada.....	\$20,537,008	Premiums—Ontario (net).....	\$1,012,454
Ontario business in force (gross)...	44,906,908	Premiums—Canada (net).....	3,255,118
Canadian business in force (gross)...	136,547,217	Death Claims—Ontario (net)....	492,250
		Death Claims—Canada (net)....	972,894
<i>Other than Life:</i>		<i>Other than Life:</i>	
Assets in Canada.....	\$1,352,702	Premiums—Ontario (net).....	\$222,922
Liabilities in Canada.....	809,417	Premiums—Canada (net).....	1,020,778
		Claims—Ontario (net).....	145,971
		Claims—Canada (net).....	575,600

*See note on page 1.

UNION ASSURANCE SOCIETY, LIMITED*

HEAD OFFICE, LONDON, ENGLAND

Principal Office in Canada, Montreal, Que.

Manager or Chief Executive Officer in Canada.—John Holroyde, Montreal.
Chief or General Agent in Ontario.—Martin N. Merry, Lumsden Bldg., Toronto.
Date of Incorporation.—1714. *Date commenced business in Canada.*—1890.

		PREMIUMS WRITTEN—CLAIMS INCURRED	
Capital stock paid in cash.....	\$243,333	Premiums—Ontario (net).....	\$201,295
Assets in Canada.....	889,878	Premiums—Canada (net).....	556,857
Liabilities in Canada.....	449,627	Claims—Ontario (net).....	86,121
		Claims—Canada (net).....	385,189

†UNION FIRE ACCIDENT & GENERAL INSURANCE COMPANY OF PARIS, FRANCE*

(*L'Union Compagnie d'Assurances contre L'incendie, Paris, France*)

HEAD OFFICE, PARIS, FRANCE

Principal Office in Canada, Montreal, Que.

Manager or Chief Executive Officer in Canada.—J. P. A. Gagnon, Montreal.
Chief or General Agent in Ontario.—R. B. Rice & Sons, 66 Victoria St., Toronto.
Date of Incorporation.—1828. *Date commenced business in Canada.*—April 11, 1911.

		PREMIUMS WRITTEN—CLAIMS INCURRED	
Capital stock paid in cash.. Francs	50,000,000	Premiums—Ontario (net).....	\$58,604
Assets in Canada.....	\$372,715	Premiums—Canada (net).....	249,786
Liabilities in Canada.....	206,658	Claims—Ontario (net).....	39,888
		Claims—Canada (net).....	160,388

†Formerly Union Fire Insurance Company of Paris, France.

UNION INDEMNITY COMPANY*

HEAD OFFICE, NEW ORLEANS, LA.

Principal Office in Canada, Montreal, Que.

Manager or Chief Executive Officer in Canada.—E. J. Walsh, 360 St. James St., Montreal, Que.
Chief or General Agent in Ontario.—J. E. Whitmyer, Sterling Tower, Toronto, Ont.
Date of Incorporation.—December 6, 1919. *Date commenced business in Canada.*—June 27, 1931.

		PREMIUMS WRITTEN—CLAIMS INCURRED	
Capital stock paid in cash.....	\$1,000,000	Premiums—Ontario (net).....	\$70,750
Assets in Canada.....	347,558	Premiums—Canada (net).....	182,404
Liabilities in Canada.....	134,002	Claims—Ontario (net).....	18,820
		Claims—Canada (net).....	53,289

UNION INSURANCE SOCIETY OF CANTON, LIMITED*

HEAD OFFICE, VICTORIA, IN THE COLONY OF HONG KONG

Principal Office in Canada, Toronto, Ont.

Manager or Chief Executive Officer in Canada.—Colin E. Sword, Toronto.
Chief or General Agent in Ontario.—Colin E. Sword, 44 Victoria St., Toronto.
Date of Incorporation.—1873. *Date commenced business in Canada.*—October 1, 1917.

		PREMIUMS WRITTEN—CLAIMS INCURRED	
Capital stock paid in cash.....	£540,000	Premiums—Ontario (net).....	\$415,981
Assets in Canada.....	\$1,875,756	Premiums—Canada (net).....	949,721
Liabilities in Canada.....	562,748	Claims—Ontario (net).....	181,827
		Claims—Canada (net).....	423,752

UNION LABOR LIFE INSURANCE COMPANY*

HEAD OFFICE, WASHINGTON, D.C.

Principal Office in Canada, Toronto, Ont.

Manager or Chief Executive Officer in Canada.—C. E. Seli, 465 Bay St., Toronto 2, Ont.
Chief or General Agent in Ontario.—C. E. Seli, 465 Bay St., Toronto, Ont.
Date of Incorporation.—October 26, 1925. *Date commenced business in Canada.*—July 24, 1931

		PREMIUMS WRITTEN—CLAIMS INCURRED	
Capital stock paid in cash.....	\$375,000	Premiums—Ontario (net).....	\$1,535
Assets in Canada.....	57,054	Premiums—Canada (net).....	1,562
Ontario business in force (gross)...	78,500	Claims—Ontario (net).....	Nil
Canadian business in force (gross)	78,500	Claims—Canada (net).....	Nil

*See note on page 1.

UNION MARINE AND GENERAL INSURANCE COMPANY, LIMITED*

HEAD OFFICE, LIVERPOOL, ENG.

Principal Office in Canada, Montreal, Que.

Manager or Chief Executive Officer in Canada.—James B. Paterson, 480 St. Francois Xavier St., Montreal, Que.*Chief or General Agent in Ontario.*—A. T. Cunningham, 54 Adelaide St. East, Toronto, Ont.*Date of Incorporation.*—1863. *Date commenced business in Canada.*—1918.

Capital stock paid in cash.....	£163,500	PREMIUMS WRITTEN—CLAIMS INCURRED	
Assets in Canada.....	\$698,864	Premiums—Ontario (net).....	\$62,458
Liabilities in Canada.....	252,151	Premiums—Canada (net).....	568,070
		Claims—Ontario (net).....	32,731
		Claims—Canada (net).....	190,367

UNITED BRITISH INSURANCE COMPANY, LIMITED*

HEAD OFFICE, LONDON, ENGLAND

Principal Office in Canada, Toronto, Ont.

Manager or Chief Executive Officer in Canada.—Charles Stuart Malcolm, Toronto.*Chief or General Agent in Ontario.*—Charles Stuart Malcolm, 100 Adelaide St. West, Toronto.*Date of Incorporation.*—1908. *Date commenced business in Canada.*—November 30, 1921.

Capital stock paid in cash.....	\$2,917,500	PREMIUMS WRITTEN—CLAIMS INCURRED	
Assets in Canada.....	247,591	Premiums—Ontario (net).....	\$67,895
Liabilities in Canada.....	142,024	Premiums—Canada (net).....	129,560
		Claims—Ontario (net).....	15,396
		Claims—Canada (net).....	57,122

UNITED FIREMEN'S INSURANCE COMPANY*

HEAD OFFICE, NEW YORK

Principal Office in Canada, Montreal, Que.

Manager or Chief Executive Officer in Canada.—James B. Paterson, 480 St. Francois Xavier St., Montreal, Que.*Chief or General Agent in Ontario.*—A. T. Cunningham, 54 Adelaide St. East, Toronto, Ont.*Date of Incorporation.*—1860. *Commenced business in Canada.*—December, 1930.

Capital stock paid in cash.....	\$1,000,000	PREMIUMS WRITTEN—CLAIMS INCURRED	
Assets in Canada.....	177,221	Premiums—Ontario (net).....	\$18,350
Liabilities in Canada.....	75,021	Premiums—Canada (net).....	132,249
		Claims—Ontario (net).....	11,411
		Claims—Canada (net).....	38,307

UNITED STATES CASUALTY COMPANY*

HEAD OFFICE, NEW YORK CITY, N.Y.

Principal Office in Canada, Toronto, Ont.

Manager or Chief Executive Officer in Canada.—H. A. Hall, Toronto.*Chief or General Agent in Ontario.*—H. A. Hall, 302 Bay St., Toronto, Ont.*Date of Incorporation.*—May 3, 1895. *Date commenced business in Canada.*—September 8, 1930.

Capital stock paid in cash.....	\$750,000	PREMIUMS WRITTEN—CLAIMS INCURRED	
Assets in Canada.....	40,000	Premiums—Ontario (net).....	Nil
Liabilities in Canada.....	Nil	Premiums—Canada (net).....	Nil
		Claims—Ontario (net).....	Nil
		Claims—Canada (net).....	Nil

UNITED STATES FIDELITY & GUARANTY COMPANY*

HEAD OFFICE, BALTIMORE, MD.

Principal Office in Canada, Toronto, Ont.

Manager or Chief Executive Officer in Canada.—Col. A. E. Kirkpatrick, Toronto, Ont.*Chief or General Agent in Ontario.*—Col. A. E. Kirkpatrick, 36 Toronto St., Toronto.*Date of Incorporation.*—March 19, 1896. *Date commenced business in Canada.*—March 12, 1903.

Capital stock paid in cash.....	\$10,000,000	PREMIUMS WRITTEN—CLAIMS INCURRED	
Assets in Canada.....	1,248,692	Premiums—Ontario (net).....	\$388,653
Liabilities in Canada.....	632,665	Premiums—Canada (net).....	970,174
		Claims—Ontario (net).....	170,189
		Claims—Canada (net).....	420,007

*See note on page 1.

UNITED STATES FIRE INSURANCE COMPANY*

HEAD OFFICE, NEW YORK, N.Y.

Principal Office in Canada, Toronto, Ont.

Manager or Chief Executive Officer in Canada.—Joseph Murphy, Toronto.

Chief or General Agent in Ontario.—Joseph Murphy, Dominion Bank Bldg., Toronto.

Date of Incorporation.—1824. *Date commenced business in Canada.*—June 20, 1919.

		PREMIUMS WRITTEN—CLAIMS INCURRED
Capital stock paid in cash.....	\$5,000,000	Premiums—Ontario (net)..... \$184,456
Assets in Canada.....	790,265	Premiums—Canada (net)..... 370,391
Liabilities in Canada.....	233,549	Claims—Ontario (net)..... 82,689
		Claims—Canada (net)..... 223,444

UNITED STATES GUARANTEE COMPANY*

HEAD OFFICE, NEW YORK, N.Y.

Principal Office in Canada, Montreal, Que.

Manager or Chief Executive Officer in Canada.—A. Powis, Jr., 811 Royal Bank Building, Montreal.

Chief or General Agent in Ontario.—W. S. Tomeson, Hermant Building, Toronto.

Date of Incorporation.—1890. *Date commenced business in Canada.*—1930.

		PREMIUMS WRITTEN—CLAIMS INCURRED
Capital stock paid in cash.....	\$1,000,000	Premiums—Ontario (net)..... \$6
Assets in Canada.....	133,452	Premiums—Canada (net)..... 1,049
Liabilities in Canada.....	11,258	Claims—Ontario (net)..... Nil
		Claims—Canada (net)..... Nil

UNITED STATES LIFE INSURANCE COMPANY*

HEAD OFFICE, NEW YORK, N.Y.

Principal Office in Canada, Toronto, Ont.

Manager or Chief Executive Officer in Canada.—L. A. Stewart, Toronto.

Chief or General Agent in Ontario.—L. A. Stewart, 2 Toronto St., Toronto.

Date of Incorporation.—1850. *Date commenced business in Canada.*—August 8, 1873.

		PREMIUMS WRITTEN—CLAIMS INCURRED
Capital stock paid in cash.....	\$300,000	Premiums—Ontario (net)..... \$17,547
Assets in Canada.....	215,902	Premiums—Canada (net)..... 21,939
Ontario business in force (gross)...	554,442	Death Claims—Ontario (net).... 22,500
Canadian business in force (gross)	737,530	Death Claims—Canada (net).... 27,500

UNITED STATES MERCHANTS & SHIPPERS INSURANCE COMPANY*

HEAD OFFICE, NEW YORK, N.Y.

Principal Office in Canada, Montreal, Que.

Manager or Chief Executive Officer in Canada.—E. W. Schaffler, Toronto.

Chief or General Agent in Ontario.—E. W. Schaffler, 18 Wellington St. E., Toronto.

Date of Incorporation.—1918. *Date commenced business in Canada.*—1918.

		PREMIUMS WRITTEN—CLAIMS INCURRED
Capital stock paid in cash.....	\$1,000,000	Premiums—Ontario (net)..... \$44,670
Assets in Canada.....	111,068	Premiums—Canada (net)..... 81,865
Liabilities in Canada.....	52,204	Claims—Ontario (net)..... 22,165
		Claims—Canada (net)..... 48,241

UNIVERSAL INSURANCE COMPANY*

HEAD OFFICE, NEWARK, N.J.

Principal Office in Canada, Toronto, Ont.

Manager or Chief Executive Officer in Canada.—J. H. Riddell, Toronto.

Chief or General Agent in Ontario.—J. H. Riddell, 217 Bay St., Toronto.

Date of Incorporation.—1921. *Date commenced business in Canada.*—February, 1928.

		PREMIUMS WRITTEN—CLAIMS INCURRED
Capital stock paid in cash.....	\$1,000,000	Premiums—Ontario (net)..... \$38,101
Assets in Canada.....	173,626	Premiums—Canada (net)..... 134,333
Liabilities in Canada.....	84,232	Claims—Ontario (net)..... 11,999
		Claims—Canada (net)..... 63,192

*See note on page 1.

VIRGINIA FIRE AND MARINE INSURANCE COMPANY*

HEAD OFFICE, RICHMOND, VIRGINIA

Principal Office in Canada, Montreal, Que.

Manager or Chief Executive Officer in Canada.—R. B. Jones, Montreal.*Chief or General Agent in Ontario.*—Peter Walsh, c/o Smith & Walsh, Toronto, Ont.*Date of Incorporation.*—March 14, 1832. *Date commenced business in Canada.*—September 5, 1930.

Capital stock paid in cash.....	\$500,000	PREMIUMS WRITTEN—CLAIMS INCURRED	
Assets in Canada.....	170,493	† Premiums—Ontario (net).....	\$4,366
Liabilities in Canada.....	3,872	† Premiums—Canada (net).....	6,343
		† Claims—Ontario (net).....	5,291
		† Claims—Canada (net).....	Nil

WELLINGTON FIRE INSURANCE COMPANY

HEAD OFFICE, TORONTO, ONT.

Incorporated.—1837. *Commenced business in the Province.*—1840.*Officers (as at date of filing statement.)*—President, W. A. Denton; Vice-President, E. B. Stockdale; Secretary, W. H. Buscombe; Managing Director, Herbert Begg; Assistant Secretary, John G. Hutchinson.*Directors (as at date of filing statement.)*—W. R. Begg, W. E. Buckingham, Herbert Begg, E. J. Hayes, H. C. Edgar, Col. S. C. Robinson, M.P., E. B. Stockdale, W. A. Denton, Hon. H. C. Scholfield, M.P.P.*Auditors.*—Neff, Robertson & Co.

Statement for the Year Ending 31st December, 1931

Capital Stock

	Amount subscribed for	Amount paid in cash
Amount of capital stock authorized, \$1,000,000.		
Number of shares, 10,000. Par value, \$100.		
Capital stock at beginning of year.....	\$600,000 00	\$150,000 00
Capital stock at end of year.....	\$600,000 00	\$150,000 00

Premium on Capital Stock

Total amount paid to December 31st, 1931.....	Nil
---	-----

Assets

Mortgage loans on real estate, second mortgages.....		\$777 45
Book value of bonds, debentures and debenture stocks owned.....		415,041 20
Book value of stocks owned.....		45,098 12
Cash on hand and in banks:		
On hand at head office.....	\$4,309 68	
In chartered banks of Canada in Canada.....	15,811 72	
		20,121 40
Interest accrued.....		4,025 83
Agents' balances and premiums uncollected, written on or after October 1st, 1931.....		39,256 18
Reinsurance companies (received business).....		1,974 00
Gross Assets of the Company.....		\$526,294 18
Deficiency of market under book value of securities.....		14,733 32
Total Admitted Assets of the Company.....		\$511,560 86

Liabilities

	In the Province	Elsewhere	Total Liabilities
Total provision for unpaid claims.....	\$2,207 90	\$946 27	\$3,154 17
Total net reserve, \$218,746.50; carried out at 80 per cent. thereof.....	153,909 64	19,581 18	173,490 82
Reserve and unpaid losses under unlicensed reinsurance, unsecured.....	974 78		974 78
Taxes due and accrued.....	8,844 76		8,844 76
Reinsurance companies (ceded business).....	4,249 64		4,249 64
Total of all liabilities, except capital stock.....			\$190,714 17
Capital stock paid in cash.....		\$150,000 00	
Surplus in Profit and Loss Account.....		170,846 69	
Excess of assets over liabilities.....			320,846 69
Total Liabilities.....			\$511,560 86

*See note on page 1.

†Reinsured with Globe and Rutgers Fire Insurance Company, September 15, 1931.

Profit and Loss Account

	In the Province	Elsewhere	All Business
Net premiums written.....	\$226,507 97	\$27,752 00	\$254,259 97
Reserve of unearned premiums (80 per cent.):			
At beginning of year.....	\$141,500 00	\$22,721 35	\$164,221 35
At end of year.....	153,909 64	19,581 18	173,490 82
Increase or decrease.....	\$12,409 64	\$3,140 17	\$9,269 47
Net premiums earned.....	\$214,098 33	\$30,892 17	\$244 990 50
Net losses and claims incurred.....	\$112,248 17	\$11,254 17	\$123,502 34
Net adjustment expenses.....	3,236 69	234 15	3,470 84
Commissions.....	54,307 31	9,422 70	63,730 01
Taxes.....	7,955 84	1,469 12	9,424 96
Management fees.....	15,500 00		15,500 00
Salaries, fees and travelling expenses.....	12,341 94		12,341 94
All other expenses.....			17,404 72
Underwriting loss.....			\$384 31
Other revenue:			
Interest earned.....		\$18 953 50	
Dividends earned.....		1,670 00	
Premium on U.S. funds.....		303 82	
			\$20,927 32
Other expenditure:			
Decrease in market value of investments.....			\$8,249 50
Net Profit for the Year.....			\$12,293 51

Surplus for Protection of Policyholders

Surplus of assets over liabilities (except capital stock) at beginning of year.....	\$321,864 87
Net profit brought down.....	12,293 51
	\$334,158 38
Increase in disallowed assets.....	\$336 91
Increase in unsecured unlicensed reinsurance.....	974 78
Dividends declared.....	12,000 00
	13,311 69
Surplus of assets over liabilities (except capital stock) at end of year.....	\$320,846 69

Summary of Risks—Fire

	In Ontario	Elsewhere	Total
Gross in force, December 31, 1930.....	\$62,587,621	\$8,941,089	\$71,528,710
Taken in 1931, including renewed.....	41,504,750	4,717,917	46,222,667
Total.....	\$104,092,371	\$13,659,006	\$117,751,377
Ceased in 1931.....	39,743,014	5,800,534	45,543,548
Gross in force, December 31, 1931.....	\$64,349,357	\$7,858,472	\$72,207,829
Reinsurance in force, December 31, 1931.....	20,616,475	2,310,136	22,926,611
Net in Force, December 31, 1931.....	\$43,732,882	\$5,548,336	\$49,281,218

Exhibit of Premiums

Class of Insurance	Gross in Force, Dec. 31, 1930	Taken in 1931, including renewed	Ceased in 1931	Gross in Force, Dec. 31, 1931	Reinsurance in Force, Dec. 31, 1931	Net in Force, Dec. 31, 1931
Fire:						
In Ontario.....	\$515,483 08	\$355,602 50	\$359,412 54	\$511,673 04	\$158,764 37	\$352,908 67
Elsewhere.....	73,640 44	49,291 01	54,204 55	68,726 90	18,735 82	49,991 08
Total.....	\$589,123 52	\$404,893 51	\$413,617 09	\$580,399 94	\$177,500 19	\$402,899 75
Automobile:						
In Ontario.....		\$31,300 09	\$3,652 27	\$27,647 82		\$27,647 82
All Business:						
In Ontario.....	\$515,483 08	\$386,902 59	\$363,064 81	\$539,320 86	\$158,764 37	\$380,556 49
Elsewhere.....	73,640 44	49,291 01	54,204 55	68,726 90	18,735 82	49,991 08
Total.....	\$589,123 52	\$436,193 60	\$417,269 36	\$608,047 76	\$177,500 19	\$430,547 57

Schedule "D"

Bonds and Debentures Owned by the Company

	Par Value	Book Value
Dominion of Canada National Service Loan, 5%, 1936	\$10,000 00	9,925 00
Dominion of Canada National Service Loan, 4½%, 1946	5,000 00	5,037 50
Dominion of Canada National Service Loan, 4½%, 1940	20,000 00	19,600 00
Dominion of Canada National Service Loan, 4½%, 1946	15,000 00	15,150 00
Dominion of Canada National Service Loan, 4½%, 1944	60,000 00	60,050 00
Grand Trunk Pacific (Dominion Guar.) (£2,000), 4%, 1939	9,720 00	8,796 60
Grand Trunk Pacific (Dominion Guar.) (£4,000), 3%, 1962	19,440 00	13,860 80
Province of Ontario, 4%, 1950	15,000 00	14,307 00
Province of Ontario, 5%, 1948	4,000 00	4,100 00
Province of Ontario, 4½%, 1944	41,000 00	40,524 00
Province of Alberta, 6%, 1936	3,000 00	3,210 00
Province of British Columbia, 4½%, 1953	10,000 00	9,496 00
Province of Saskatchewan, 4%, 1957	15,000 00	12,768 75
City of Hamilton, 5%, 1943	25,000 00	26,000 00
City of London, 3½%, 1936	10,000 00	9,100 00
City of Toronto, 6%, 1940	5,000 00	5,487 50
City of Toronto, 6%, 1939	5,000 00	5,460 00
City of Toronto, 4½%, 1939	10,000 00	9,875 00
City of Toronto, 5%, 1943	10,000 00	10,350 00
Toronto Harbour Commission, 4½%, 1953	10,000 00	10,000 00
Township of York, 5%, 1949	10,000 00	10,360 00
Canada Permanent Mortgage Corporation, 5%, 1932	25,000 00	25,000 00
Canada Permanent Mortgage Corporation, 5%, 1937	25,000 00	25,000 00
Security Loan and Savings Company, 5%, 1933	20,000 00	20,000 00
Victoria Trust and Savings Company, 5%, 1933	20,000 00	20,000 00
Guelph and Ontario Investment Society, 5%, 1934	5,000 00	5,000 00
British-American Oil Gold Debentures, 5%, 1945	10,000 00	10,002 10
American Telephone and Telegraph, 4½%, 1939	5,000 00	6,580 95
	<u>\$422,160 00</u>	<u>\$415,041 20</u>

Schedule "E"

Stocks Owned by the Company

	Book Value	Market Value
Standard Oil: New Jersey, 200 shares	\$10,627 50	\$7,800 00
British-American Oil Company, Limited, 700 shares	16,591 25	8,400 00
International Petroleum of Canada, 500 shares	10,784 37	6,000 00
Imperial Oil Company, Limited, 300 shares	7,095 00	3,900 00
	<u>\$45,098 12</u>	<u>\$26,100 00</u>

WESTCHESTER FIRE INSURANCE COMPANY*

HEAD OFFICE, NEW YORK, N.Y.

Principal Office in Canada, Montreal, Que.

Manager or Chief Executive Officer in Canada.—J. W. Tatley, Montreal.

Chief or General Agent in Ontario.—Dale & Company, Metropolitan Bldg., Toronto.

Date of Incorporation.—March 14, 1837. Date commenced business in Canada.—May 28, 1912.

Capital stock paid in cash	\$2,000,000	PREMIUMS WRITTEN—CLAIMS INCURRED	
Assets in Canada	442,759	Premiums—Ontario (net)	\$29,910
Liabilities in Canada	119,721	Premiums—Canada (net)	172,671
		Claims—Ontario (net)	12,488
		Claims—Canada (net)	108,807

WESTERN ASSURANCE COMPANY*

HEAD OFFICE, TORONTO, ONT.

Officers.—President and Manager, E. A. Brownell, Toronto; Vice-Presidents, H. C. Cox Toronto; Geo. A. Morrow, Toronto; C. S. Wainwright, Toronto; General Manager, Kenneth Thom, Toronto.

Directors.—Sir John Aird, Toronto Lieut.-Col. Henry Brock, Toronto; D. B. Hanna, Toronto; Miller Lash, K.C., Toronto; Major-Gen. Sir Henry Pellatt, Toronto; E. R. Wood, Toronto; E. Willans, Toronto; W. D. Robb, Montreal; D. G. Wakeham, New York; H. J. Wyatt, New York; J. L. Parsons, New York; W. H. McWilliams, Winnipeg; H. C. Cox, Toronto; W. M. Cox, Toronto; G. A. Morrow, Toronto; C. S. Wainwright, Toronto; W. E. Meikle, Winnipeg, Man.

Date of Incorporation.—August 31, 1851. Date commenced business in Canada.—August, 1851.

Capital stock paid in cash	\$1,400,000	PREMIUMS WRITTEN—CLAIMS INCURRED	
Total assets	7,646,617	Premiums—Ontario (net)	\$631,716
Total liabilities	4,662,100	Premiums—Total business (net)	4,481,071
Surplus protection of policyholders	2,984,516	Claims—Ontario (net)	294,702
		Claims—Total business (net)	2,946,870

*See note on page 1.

THE WESTERN LIFE ASSURANCE COMPANY*

HEAD OFFICE, WINNIPEG, MAN.

Officers.—President, J. M. Carruthers; Vice-Presidents, W. E. Milner, Dr. T. J. Reid; General Manager, W. E. Milner; Secretary, O. S. McCombie.

Directors.—R. H. Hamlin, J. D. Hunt, R. Jacob, Dr. C. W. Prowd, Dr. R. M. Simpson, R. Jacob, J. M. Carruthers, W. E. Milner, Winnipeg; O. S. McCombie, Winnipeg, Man.

Chief or General Agent in Ontario.—C. A. Smith, 346 Confederation Life Bldg., Toronto.

Date of Incorporation.—May, 1914. *Date commenced business in Canada.*—June, 1911.

Capital stock paid in cash.....	\$138,040	PREMIUMS WRITTEN—CLAIMS INCURRED	
Total assets.....	1,789,398	Premiums—Ontario (net).....	\$6,667
Ontario business in force (gross)....	137,500	Premiums—Total business (net)....	216,105
Total business in force (gross)....	8,949,495	Death Claims—Ontario (net).....	6,149
		Death Claims—Total business (net)	29,105

THE WESTMINSTER FIRE OFFICE*

HEAD OFFICE, LONDON, ENGLAND

Principal Office in Canada, Montreal, Que.

Manager or Chief Executive Officer in Canada.—E. E. Kenyon, Montreal.

Chief or General Agent in Ontario.—D. McIntosh & Co., Ltd., 67 Yonge St. Toronto, Ont.

Date of Incorporation.—1919. *Date commenced business in Canada.*—December 26, 1929.

Capital stock paid in cash.....	\$486,000	PREMIUMS WRITTEN—CLAIMS INCURRED	
Assets in Canada.....	188,424	Premiums—Ontario (net).....	Nil
Liabilities in Canada.....	Nil	Premiums—Canada (net).....	Nil
		Claims—Ontario (net).....	Nil
		Claims—Canada (net).....	Nil

WORLD FIRE AND MARINE INSURANCE COMPANY*

HEAD OFFICE, HARTFORD, CONN.

Principal Office in Canada, Toronto, Ont.

Manager or Chief Executive Officer in Canada.—A. M. M. Kirkpatrick, Toronto.

Chief or General Agent in Ontario.—A. M. M. Kirkpatrick, 15 Toronto St., Toronto.

Date of Incorporation.—1924. *Date commenced business in Canada.*—July 14, 1924.

Capital stock paid in cash.....	\$1,000,000	PREMIUMS WRITTEN—CLAIMS INCURRED	
Assets in Canada.....	339,725	Premiums—Ontario (net).....	\$66,061
Liabilities in Canada.....	\$2,647	Premiums—Canada (net).....	152,940
		Claims—Ontario (net).....	26,978
		Claims—Canada (net).....	92,495

WORLD MARINE & GENERAL INSURANCE COMPANY, LIMITED*

HEAD OFFICE, LONDON, ENGLAND

Principal Office in Canada, Montreal, Que.

Manager or Chief Executive Officer in Canada.—A. Hurry, Montreal.

Chief or General Agent in Ontario.—Messrs. Reed, Shaw & McNaught, 64 Wellington St. West, Toronto.

Date of Incorporation.—1894. *Date commenced business in Canada.*—April 25, 1923.

Capital stock paid in cash.....	£100,000	PREMIUMS WRITTEN—CLAIMS INCURRED	
Assets in Canada.....	\$416,578	Premiums—Ontario (net).....	\$109,932
Liabilities in Canada.....	137,159	Premiums—Canada (net).....	185,517
		Claims—Ontario (net).....	63,989
		Claims—Canada (net).....	102,706

YANG-TSZE INSURANCE ASSOCIATION, LIMITED*

HEAD OFFICE, SHANGHAI, CHINA

Principal Office in Canada, Vancouver, B. C.

Manager or Chief Executive Officer in Canada.—B. G. Phillips, Vancouver, B. C.

Chief or General Agent in Ontario.—A. Tucker, Royal Bank Bldg., Toronto.

Date of Incorporation.—1862. *Date commenced business in Canada.*—December 1, 1919.

Capital stock paid in cash.....	\$1,500,000	PREMIUMS WRITTEN—CLAIMS INCURRED	
Assets in Canada.....	108,739	† Premiums—Ontario (net).....	Nil
Liabilities in Canada.....	10,710	† Premiums—Canada (net).....	Nil
		† Claims—Ontario (net).....	Nil
		† Claims—Canada (net).....	\$64,432

*See note on page 1.

† Reinsured with Pacific American Fire Insurance Company on September 1, 1931.

THE YORKSHIRE INSURANCE COMPANY, LIMITED*

HEAD OFFICE, YORK, ENGLAND

Principal Office in Canada, Montreal, Que.

Manager or Chief Executive Officer in Canada.—P. L. Monkman, Montreal.*Chief or General Agent in Ontario.*—Geo. McMurrich & Sons, Ltd., 22 Toronto St., Toronto.*Date of Incorporation.*—1824. *Date commenced business in Canada.*—January 16, 1907.

Capital stock paid in cash.....	£287,221
Assets in Canada.....	\$4,258,755
Liabilities in Canada.....	473,020

PREMIUMS WRITTEN—CLAIMS INCURRED	
Premiums—Ontario (net).....	\$214,689
Premiums—Canada (net).....	608,225
Claims—Ontario (net).....	122,730
Claims—Canada (net).....	353,091

ZURICH GENERAL ACCIDENT & LIABILITY INSURANCE COMPANY, LIMITED*

HEAD OFFICE, ZURICH, SWITZERLAND

Principal Office in Canada, Toronto, Ont.

Manager or Chief Executive Officer in Canada.—G. C. Edwards, Toronto.*Chief or General Agent in Ontario.*—G. C. Edwards, Federal Bldg., Toronto.*Date of Incorporation.*—1872. *Date commenced business in Canada.*—August 29, 1923.

Capital stock paid in cash.....	\$2,895,000
Assets in Canada.....	738,456
Liabilities in Canada.....	257,609

PREMIUMS WRITTEN—CLAIMS INCURRED	
Premiums—Ontario (net).....	\$205,404
Premiums—Canada (net).....	413,015
Claims—Ontario (net).....	91,842
Claims—Canada (net).....	190,339

*See note on page 1.

B

MUTUAL INSURANCE
CORPORATIONS

- I Farmers Mutuals—Fire
 - II Farmers Mutuals—Weather
 - III Associated New England Mutuals
 - IV Other Mutuals
-
-

B

I. FARMERS MUTUALS—FIRE

ALGOMA MUTUAL FIRE INSURANCE COMPANY

HEAD OFFICE, SAULT STE. MARIE, ONT.

Commenced Business, 23rd June, 1899

OFFICERS AND DIRECTORS (1932)

Officers.—President, H. Knight; Vice-President, J. A. Donaghue; Secretary, Lieut.-Col. T. H. Elliott, Sault Ste. Marie.

Directors.—H. Knight, R.R. 1, Sault Ste. Marie; J. A. Donaghue, Sault Ste. Marie; A. H. Huckson, Sault Ste. Marie; J. Nott, McLennan; R. M. Beatty, Manitowaning; H. N. Allen, Thessalon; P. Demers, Verner; H. Henry, Bar River; W. G. Emiry, Massey.

Auditors.—W. T. Scott and R. A. Addison, Sault Ste. Marie.

Unassessed balance of Premium Notes, \$59,693.53

Statement for Year Ending 31st December, 1931

Assets

Canada Victory Loan and Province of Ontario Bonds. (See Schedule "C").....	\$25,416 27
Cash on deposit in Bank of Commerce, Sault Ste. Marie, Ont.....	3,647 73
Office furniture and supplies (not extended), \$389.79.....	
Total Assets.....	<u>\$29,064 00</u>

Liabilities

Unearned cash payments carried out at 80 per cent.....	<u>\$16,163 37</u>
--	--------------------

Total Resources

Total assets.....	\$29,064 00
Total liabilities.....	<u>16,163 37</u>

Surplus of Assets over Liabilities.....	\$12,900 63
Amount of premium notes in force after deducting all payments thereon and assessments levied.....	\$59,693 53
Less residue of premium notes given by the company for reinsurance....	<u>2,847 00</u>

Net Premium Note Assets..... \$57,346 53

Total Net Resources..... \$70,247 16

Receipts

Cash balance at 31st December, 1930 (not extended), \$3,647.73.....	
Cash received by Company as fees.....	\$895 50
" as cash payments due in 1931.....	13,966 98
" interest.....	1,436 25
" all other.....	117 27
" from realization of investments (not extended), \$238.26.....	
Total Receipts.....	<u>\$16,416 00</u>

Expenditure

Expenses of management:	
Commissions, \$1,551.30; investigation of claims, \$780.37; license fee, \$50.00; Fire Marshal tax, \$45.92; travelling expenses, \$210.30; rent, \$120.00; salaries and fees, \$1,652.45; printing, postage, etc., \$555.31; other expenses, \$37.00.....	\$5,002 05

Miscellaneous payments:	
Cash paid for losses which occurred during 1931.....	11,370 43
" reinsurance.....	622 25
" rebate.....	311 80
" all other.....	230 36
" investments (not extended), \$1,984.39.....	
Total Expenditure.....	<u>\$17,536 89</u>

Currency of Risks

Amount covered by policies in force, 31st December, 1931.....	\$3,362,060 00	Three Years
Less reinsurance.....	<u>126,300 00</u>	
Net Risks.....	<u>\$3,235,760 00</u>	

Mutual System		Movement in Risks	
Policies in force, 31st December, 1930.....	1,724	Number	Amount
Policies new and renewed during 1931.....	598		\$3,253,465 00
			1,139,615 00
Gross number and amount in force during 1931.....	2,322		\$4,393,080 00
Less expired and cancelled in 1931.....	567		1,031,020 00
Net risks in force, 31st December, 1931.....	1,755		\$3,362,060 00

Schedule "C"

Bonds and Debentures Owned		
	Par Value	Book Value
Victory Loan Bonds, 5½%, 1937.....	\$2,000 00	\$1,960 00
Conversion Loan Bonds, 4½%, 1959.....	8,000 00	8,000 00
Dominion of Canada War Loan Bonds, 5%, 1943.....	4,000 00	3,930 00
Hydro-Electric Power Commission of Ontario, 5%, 1939.....	4,000 00	4,000 00
Hydro-Electric Power Commission of Ontario, 4%, 1957.....	1,000 00	850 00
Township of Tarentorus, 5%.....	4,691 88	4,691 88
Dominion of Canada National Service Loan, 5%, 1941.....	2,000 00	1,984 39
	<u>\$25,691 88</u>	<u>\$25,416 27</u>

AMHHERST ISLAND MUTUAL FIRE INSURANCE COMPANY

HEAD OFFICE, STELLA

Commenced Business, 24th July, 1894

OFFICERS AND DIRECTORS (1932)

Officers.—President, Samuel Miller; Vice-President, Wm. Glen, Jr.; Secretary, E. C. McDonald, Stella.

Directors.—Samuel Miller, Stella; Wm. Glen, Jr., Stella; A. N. Hitchins, Stella; Ed. Fleming, Stella; Harris Beaubien, Stella; T. A. Glenn, Stella; Robt. H. Reid, Stella; Jno. Filson, Stella; James Kilpatrick, Stella.

Auditors.—R. D. Glenn, Stella; W. P. Tugwell, Stella.

Unassessed balance of Premium Notes, \$11,538.70

Statement for Year Ending 31st December, 1931

Assets

Dominion War Loan (<i>See Schedule "C"</i>).....		\$5,000 00
Cash on hand.....	\$38 75	
Cash in Bank of Montreal, Kingston.....	1,006 64	
" Royal Bank, Bath.....	1,875 91	
		<u>2,921 30</u>
Total Assets.....		<u>\$7,921 30</u>

Liabilities

Unearned cash payments carried out at 80 per cent.....	<u>\$1,157 56</u>
--	-------------------

Total Resources

Total assets.....	\$7,921 30
Total liabilities.....	1,157 56
Surplus of Assets over Liabilities.....	\$6,763 74
Amount premium notes in force after deducting all payments thereon and assessments levied.....	11,538 70
Total Net Resources.....	<u>\$18,302 44</u>

Receipts

Cash balance, 31st December, 1930 (not extended), \$3,456.45.	
Cash received as cash payments, 1931.....	\$778 00
" for interest.....	364 87
" all other.....	9 75
Total Receipts.....	<u>\$1,152 62</u>

Expenditure

Expenses of management:		
Commissions, \$116.69; license fees, \$25.00; Fire Marshal tax, \$4.46; rent, \$7.00; salaries and fees, \$206.00; printing, postage, etc., \$18.61; other expenses, \$21.25		\$399 01
Miscellaneous payments:		
Cash paid for losses	1,283 00	
rebate	5 76	
Total Expenditure		<u>\$1,687 77</u>

Currency of Risks

Amount covered by Policies in force, 31st December, 1931

Mutual		Three Years <u>\$360,850 00</u>
--------	--	------------------------------------

Movement in Risks

Mutual System	Number	Amount
Policies in force, 31st December, 1930	244	\$357,500 00
Policies new and renewed during 1931	76	96,775 00
Gross number and amount in force during 1931	320	\$454,275 00
Less expired and cancelled in 1931	71	93,425 00
Net risks in force, 31st December, 1931	<u>249</u>	<u>\$360,850 00</u>

Schedule "C"

Bonds and Debentures Owned

	Par Value
Dominion of Canada Conversion Loan, 4½%, 1956	\$1,000 00
Dominion of Canada Conversion Loan, 4½%, 1958	1,000 00
Dominion of Canada Conversion Loan, 4½%, 1959	1,000 00
C. N. R. Loan, 5%, 1969	2,000 00
	<u>\$5,000 00</u>

AYR FARMERS' MUTUAL FIRE INSURANCE COMPANY

HEAD OFFICE, AYR

Commenced Business 13th December, 1893

OFFICERS AND DIRECTORS (1932)

Officers.—President, Robert Foulds; Vice-President, Murdo Lillico; Secretary, A. L. Easton, Ayr.

Directors.—Robt. Foulds, Glenmorris; Murdo M. Lillico, Bright; C. W. Gurney, Burford; L. E. Peterson, Drumbo; Wm. Manson, Ayr; R. C. Bailey, Galt.

Auditors.—Hugh Patterson, Ayr; Jas. W. Hall, Ayr.

Unassessed balance of Premium Notes, \$234,953.42

Statement for Year Ending 31st December, 1931

Assets

Standard Reliance Assets	\$677 79
Dominion of Canada and Ontario Government Bonds. (See Schedule "C")	23,953 43
Cash on hand at head office	\$95 02
Cash in Bank of Commerce, Ayr	6,254 02
" Montreal Bank, Ayr	4,089 69
Amount unpaid of instalments, 1931	10,438 73
Reinsurance on losses	920 64
Interest	1,026 85
	431 47
Total Assets	<u>\$37,448 91</u>

Liabilities

Amount of losses adjusted	\$14,679 50
" losses reported	3,800 00
" unearned premiums carried out at 80 per cent.	8,543 94
Total Liabilities	<u>\$27,023 44</u>

Total Resources

Total assets.....	\$37,448 91
Total liabilities.....	27,023 44
Surplus of Assets over Liabilities.....	\$10,425 47
Amount of premium notes in force after deducting all payments thereon and assessments levied.....	\$234,953 42
Less residue of premium notes given by the Company for reinsurance.....	9,582 85
Net premium note assets.....	\$225,370 57
Total Net Resources.....	\$235,796 04

Receipts

Cash balance at 31st December, 1930 (not extended), \$14,499.50.....	\$957 81
Cash received as instalments of prior years.....	21,350 35
“ as instalments of 1930.....	2,270 49
“ interest.....	11,687 84
“ reinsurance on losses.....	3 50
“ all other sources.....	
“ from realization of investments (not extended), \$15,008.77.....	\$36,269 99
Total Receipts.....	\$36,269 99

Expenditure

Expenses of management:	
Commissions, \$101.57; law costs, \$4.00; license fee, \$75.00; Fire Marshal tax, \$68.67; travelling expenses, \$45.00; taxes, \$7.53; rent, \$26.00; salaries and fees, \$2,573.00; printing, postage, etc., \$243.33; other expenses, \$321.23..	\$3,465 33
Miscellaneous payments:	50,774 77
Cash paid for losses.....	9,917 13
“ reinsurance.....	182 30
rebates.....	
Total Expenditure.....	\$55,339 53

Currency of Risks

Amount covered by Policies in force, 31st December, 1931	Three Years
Mutual.....	\$9,689,215 00
Less reinsurance.....	393,150 00
Net Risks.....	\$9,296,065 00

Movement in Risks

Mutual System	Number	Amount
Policies in force, 31st December, 1930.....	2,369	\$9,550,685 00
Policies taken during 1931.....	1,211	4,732,275 00
Gross number and amount in force during 1931.....	3,580	\$14,282,960 00
Less expired and cancelled in 1931.....	1,135	4,593,745 00
Net risks in force, 31st December, 1931.....	2,445	\$9,689,215 00

Schedule "C"**Bonds and Debentures Owned**

	Par Value	Book Value
C.N.R. Government Guaranteed, 4½%, 1954.....	\$20,000 00	\$19,263 41
Hydro Debentures, Ayr Village.....	4,690 02	4,690 22
	\$24,690 02	\$23,953 43

BAY OF QUINTE AGRICULTURAL MUTUAL FIRE INSURANCE COMPANY

HEAD OFFICE, PICTON

Commenced Business 31st October, 1874

OFFICERS AND DIRECTORS (1932)

Officers.—President, H. McCartney; Vice-President, W. Clark; Secretary-Treasurer, W. A. Davis, Picton, Ont.

Directors.—H. McCartney, Wellington; W. Clark, Ameliasburg; Chas. E. Lauder, Ameliasburg; E. T. Plews, Picton; M. F. Hawkins, Picton; A. Roblin, Picton; Ed. B. Purtelle, Bloomfield; Frank Eaton, Picton; H. S. Welbanks, Milford.

Auditors.—H. H. Hufi, Bloomfield; H. T. Noxon, Bloomfield.

Unassessed balance of Premium Notes, \$152,896.38

Statement for Year Ending 31st December, 1931

Assets

Cash on hand at head office.....	\$0 40	
Cash in Bank of Nova Scotia, Pictou.....	6,907 77	
" Royal Bank, Pictou.....	2,154 13	
Amount unpaid instalments, 1931.....		\$9,062 30
		774 70
Total Assets.....		<u>\$9,837 00</u>

Liabilities

Unearned cash premiums carried out at 80 per cent.....	\$7,812 33
--	------------

Total Resources

Total assets.....	\$9,837 00
Total liabilities.....	7,812 33
Surplus of Assets over Liabilities.....	\$2,024 67
Amount of premium notes in force after deducting all payments thereon and assessments levied.....	\$152,896 38
Less residue of premium notes given by the Company for reinsurance.....	6,861 33
Net premium note assets.....	\$146,035 05
Total Net Resources.....	<u>\$148,059 72</u>

Receipts

Cash balance at 31st December, 1930 (not extended), \$9,210.86.	
Cash received as instalments of 1931.....	\$21,735 00
" instalments due in prior years.....	460 05
" interest.....	219 66
" reinsurance on losses.....	1,702 00
" all other.....	20 85
Total Receipts.....	<u>\$24,137 56</u>

Expenditure

Expenses of management:	
Commissions, \$1,629.60; investigation of claims, \$86.50; license fee, \$75.00; Fire Marshal tax, \$69.07; rent, \$180.00; salaries and fees, \$1,520.50; printing, postage, etc., \$572.11; other expenses, \$5.00.....	\$4,137 78
Miscellaneous payments:	
Cash paid for losses which occurred during 1931.....	19,264 00
" reinsurance.....	652 19
" rebate.....	232 15
Total Expenditure.....	<u>\$24,286 12</u>

Currency of Risks

Amount covered by Policies in force, 31st December, 1931

Mutual.....	Three Years
Less reinsured.....	\$6,676,348 00
	311,605 75
Net amount of risks at 31st December, 1931.....	<u>\$6,364,742 25</u>

Movement in Risks

	Mutual System	Number	Amount
Policies in force, 31st December, 1930.....		2,323	\$6,497,013 00
Policies new and renewed during 1931.....		766	1,938,835 00
Gross number and amount in force during 1931.....		3,089	\$8,435,848 00
Less expired and cancelled in 1931.....		708	1,759,500 00
Net risks in force, 31st December, 1931.....		<u>2,381</u>	<u>\$6,676,348 00</u>

BERTIE AND WILLOUGHBY FARMERS' MUTUAL FIRE INSURANCE COMPANY

HEAD OFFICE, WELLAND

Commenced Business 6th February, 1880

OFFICERS AND DIRECTORS (1932)

Officers.—President, A. G. Willson; Vice-President, J. A. Barron; Secretary, John G. Wills, Wainfleet.

Directors.—A. G. Willson, Wainfleet; J. A. Barron, Fonthill; J. K. Misener, Port Robinson; A. J. Babion, Humberstone; J. A. Daboll, Ridgeville; C. McCredie, Chippawa; J. B. Gallinger, Niagara Falls; E. O. Disher, Ridgeway; Nathan Day, Ridgeway.

Auditors.—Thos. Phillips, Wainfleet; W. E. Brown, Wainfleet.

Unassessed balance of Premium Notes, \$176,537.98

Statement for Year Ending 31st December, 1931

Assets

Book value of bonds. (See Schedule "C").....	\$26,053 72
Cash in Imperial Bank, Welland.....	1,120 91
Amount unpaid instalments, 1931.....	605 21
Interest.....	485 61
Total Assets.....	\$28,265 45

Liabilities

Unearned cash payments carried out at 80 per cent.....	\$10,634 73
--	-------------

Total Resources

Total assets.....	\$28,265 45
Total liabilities.....	10,634 73

Surplus of Assets over Liabilities.....	\$17,630 72
Amount of premium notes in force after deducting all payments thereon and assessments levied.....	\$176,537 98
Less residue of premium notes given by the Company for reinsurance..	10,335 83
Total Net Resources.....	\$183,832 87

Receipts

Cash balance at 31st December, 1930 (not extended), \$2,865.52.....	
Cash received as instalments and cash payments of 1931.....	\$17,829 80
" instalments of prior years.....	712 88
" interest.....	1,521 38
" reinsurance on losses.....	3,435 00
" all other.....	64 05
Total Receipts.....	\$23,563 11

Expenditure

Expenses of management:	
Commissions, \$1,380.25; investigation of claims, \$178.42; license fee, \$75.00; Fire Marshal tax, \$57.87; travelling expenses, \$110.15; salaries and fees, \$1,398.80; printing, postage, etc., \$416.48; other expenses, \$47.00.....	\$3,663 97
Miscellaneous payments:	
Cash paid for losses.....	19,814 46
" reinsurance.....	1,352 05
" rebates.....	477 24
Total Expenditure.....	\$25,307 72

Currency of Risks

Amount covered by Policies in force, 31st December, 1931	Three Years
Mutual.....	\$5,563,900 00
Less reinsured.....	431,575 00
Net risks at 31st December, 1931.....	\$5,132,325 00

Movement in Risks

Mutual System	Number	Amount
Policies in force, 31st December, 1930.....	1,720	\$5,467,450 50
Policies new and renewed in 1931.....	654	2,210,147 50
Gross number and amount in force during 1931.....	2,374	\$7,677,598 00
Less expired and cancelled in 1931.....	651	2,111,698 00
Net risks in force, 31st December, 1931.....	1,723	\$5,565,900 00

Schedule "C"

Bonds and Debentures Owned

	Par Value	Book Value
County of Welland, 5%, 1945.....	\$3,000 00	\$3,020 52
Dominion of Canada, 4½%, 1946.....	6,000 00	5,874 00
City of St. Catharines, 5%, 1935.....	6,000 00	6,007 32
Dominion of Canada, 4½%, 1957.....	8,000 00	7,898 00
Town of Thorold, 5%, 1939.....	1,000 00	994 15
Town of Thorold, 5%, 1944.....	284 33	281 78
Town of Thorold, 5%, 1950.....	2,000 00	1,977 95
	<u>\$26,284 23</u>	<u>\$26,053 72</u>

BLANSHARD MUTUAL FIRE INSURANCE COMPANY

HEAD OFFICE, MOUNT BRYDGES

Commenced Business 15th March, 1876

OFFICERS AND DIRECTORS (1932)

Officers.—President, Duncan McVannell; Vice-President, Jas. A. Highest; Secretary-Treasurer, Thos. H. Driver, Science Hill.

Directors.—Duncan McVannell, St. Mary's; Jas. A. Highest, Science Hill; Geo. Hookway, Science Hill; W. L. Ratcliffe, St. Mary's; Jas. H. Robinson, St. Mary's; W. L. Switzer, St. Mary's; Hilson Stanley, Granton; Robert Spence, St. Mary's; W. C. Epplett, St. Mary's.

Auditors.—Geo. S. Keith, Granton; T. A. Crago, Science Hill.

Unassessed balance of Premium Notes, \$105,246.20

Statement for Year Ending 31st December, 1931

Assets

Cash on hand at head office.....	\$50 85	
Cash in Montreal Bank, St. Mary's.....	3,320 94	
		\$3,371 79
Amount unpaid of instalments, 1931.....		1,604 30
Total Assets.....		<u>\$4,976 09</u>

Liabilities

Unearned cash payments carried out at 80 per cent.....	\$4,308 86
--	------------

Total Resources

Total assets.....	\$4,976 09
Total liabilities.....	4,308 86

Surplus of Assets over Liabilities..... \$667 23

Amount of premium notes in force after deducting all payments thereon and assessments levied.....	\$105,246 20
Less residue of premium notes given by the Company for reinsurance.....	11,976 00

Net premium note assets..... 93,270 20

Total Net Resources..... \$93,937 43

Receipts

Cash balance at 31st December, 1930 (not extended), \$4,915.40.....	
" instalments and cash payments.....	\$9,836 00
" instalments of prior years.....	816 30
" reinsurance on losses.....	1,744 05
" interest.....	47 12
" cash borrowed.....	1,000 00
" all other.....	41 85
Total Receipts.....	<u>\$13,485 32</u>

Expenditure

Expenses of management:	
Commissions, \$391.00; investigation of claims, \$85.50; interest, \$6.45; license fee, \$50.00; Fire Marshal tax, \$36.79; rent, \$96.00; salaries and fees, \$526.00; printing, postage, etc., \$171.84; other expenses, \$57.97.....	\$1,421 55
Miscellaneous payments:	
Cash paid for losses.....	11,513 28
" reinsurance.....	987 45
" rebates.....	80 30
" repayment of loans.....	1,000 00
" all other.....	26 35
Total Expenditure.....	<u>\$15,028 93</u>

Currency of Risks

Amount covered by Policies in force, 31st December, 1931

Mutual.....	Three Years	\$3,896,380 00
Less reinsurance.....		413,090 00
Net Risks.....		<u>\$3,483,290 00</u>

Movement in Risks

Mutual System	Number	Amount
Policies in force, 31st December, 1930.....	1,070	\$3,910,815 00
Policies new and renewed during 1931.....	401	1,346,020 00
Gross number and amount in force during 1931.....	1,471	\$5,256,835 00
Less expired and cancelled in 1931.....	276	1,360,455 00
Net risks in force, 31st December, 1931.....	<u>1,195</u>	<u>\$3,896,380 00</u>

(NORTH) BLENHEIM MUTUAL FIRE INSURANCE COMPANY

HEAD OFFICE, BRIGHT

Commenced Business 18th August, 1861

OFFICERS AND DIRECTORS (1932)

Officers.—President, A. Harley, Woodstock; Vice-President, Morton Hall; Secretary-Treasurer, Stuart Hastings, Plattsville.

Directors.—A. Harley, Princeton; Morton Hall, Bright; Geo. G. McKay, Woodstock; H. H. Sippel, New Hamburg; A. R. G. Smith, New Hamburg; R. W. Newton, Tavistock; Ralph Pearson, Woodstock; Stuart Hastings, Plattsville; T. E. West, Woodstock.

Auditors.—Albert Smart, Plattsville; A. L. Currah, R.R. 1, Bright.

Unassessed balance of Premium Notes, \$93,275.63

Statement for Year Ending 31st December, 1931**Assets**

Mortgage loans.....		\$9,100 00
Cash on hand at head office.....	\$3 42	
Cash on deposit in Bank of Commerce, Bright, Ont.....	8,260 69	
“ Bank of Commerce, Innerkip, Ont.....	3,192 21	
“ Bank of Commerce, Hickson, Ont.....	3,048 93	
“ Bank of Commerce, New Hamburg.....	1,609 34	
“ Canada Permanent Mortgage Corp., Woodstock.....	4,049 01	
Amount of unpaid instalments of 1931.....		19,563 60
“ interest due and accrued.....		518 65
		240 00
Total Assets.....		<u>\$29,422 25</u>

Liabilities

Unearned premiums carried out at 80 per cent.....		\$3,973 66
---	--	------------

Total Resources

Total assets.....		\$29,422 25
Total liabilities.....		3,973 66
Surplus of Assets over Liabilities.....		\$25,448 59
Amount of premium notes in force after deducting all payments thereon and assessments levied.....	\$93,275 63	
Less residue of premium notes given by the Company for reinsurance..	8,015 05	
Net premium note assets.....		85,230 58
Total Net Resources.....		<u>\$110,679 17</u>

Receipts

Cash balance at 31st December, 1930 (not extended), \$18,619.82.....		\$10,349 72
Cash received for instalment levied in 1931.....		79 30
“ instalment levied prior to 1931.....		795 17
“ interest.....		80 00
“ reinsurance on losses.....		20 78
“ all other sources.....		
Total Receipts.....		<u>\$11,324 97</u>

Expenditure

Expenses of management:	
Commissions, \$893.00; investigation of claims, \$16.80; license fee, \$50.00; Fire Marshal tax, \$31.14; rent, \$14.00; salaries and fees, \$1,176.10; printing, postage, etc., \$164.34; other expenses, \$103.60.....	\$24,448 98
Miscellaneous payments:	
Cash paid for losses.....	6,714 29
" reinsurance.....	1,196 02
" rebate.....	21 90
Total Expenditure.....	<u>\$10,381 19</u>

Currency of Risks

Amount covered by Policies in force, 31st December, 1931

Mutual.....	\$4,351,068 50	Three Years
Less reinsurance.....	358,038 25	
Net risks.....	<u>\$3,993,030 25</u>	

Movement in Risks

	Mutual System	Number	Amount
Policies in force, 31st December, 1930.....		1,259	\$4,136,199 00
Policies new and renewed during 1931.....		538	2,053,468 50
Gross number and amount in force during 1931.....		1,797	\$6,189,667 50
Less expired and cancelled in 1931.....		668	1,838,599 00
Net risks in force, 31st December, 1931.....		<u>1,129</u>	<u>\$4,351,068 50</u>

(COUNTY OF) BRANT FARMERS' MUTUAL FIRE INSURANCE COMPANY

HEAD OFFICE, BRANTFORD

Commenced Business 27th May, 1861

OFFICERS AND DIRECTORS (1932)

Officers.—President, D. W. Miller; Vice-President, S. Disbrow; Secretary-Treasurer, J. A. Massecar, Brantford.

Directors.—D. W. Miller, St. George; S. Disbrow, Vanessa; Chas. McIntyre, Scotland; Jno. Collins, Burford; U. O. Kendrick, Cainsville; Jas. Polley, Harley, Ont.

Auditors.—Percy M. Button, Scotland; R. W. Hamilton, Cainsville.

Unassessed balance of Premium Notes, \$171,979.57

Statement for Year Ending 31st December, 1931**Assets**

Cash on hand at head office.....	\$26 74
Cash in Canadian Bank of Commerce, Brantford.....	82 83
" Bank of Commerce, Delhi.....	354 77
" Royal Bank, Brantford.....	3,694 53
Amount of unpaid instalments of 1931.....	1,450 45
" reinsurance on losses.....	2,027 50
Total Assets.....	<u>\$7,636 82</u>

Liabilities

Amount of losses adjusted.....	\$4,000 00
" losses supposed.....	2,000 00
" unpaid loans.....	6,000 00
Unearned cash payments carried out at 80 per cent.....	7,332 56
Total Liabilities.....	<u>\$19,332 56</u>

Total Resources

Total assets.....	\$7,636 82
Total liabilities.....	19,332 56
Deficiency of Assets under Liabilities.....	\$11,695 74
Amount of premium notes in force after deducting all payments thereon and assessments levied.....	\$171,979 57
Less residue of premium notes given by the Company for reinsurance..	17,320 57
Net premium note assets.....	<u>\$154,659 00</u>
Total Net Resources.....	<u>\$142,963 26</u>

Receipts

Cash balance at 31st December, 1930 (not extended), \$2,139.76.	
Cash received as instalments and cash payments of 1931.....	\$21,226 05
“ instalments, prior years.....	1,068 45
“ interest during 1931.....	62 03
“ reinsurance on losses.....	2,476 00
“ cash borrowed.....	6,000 00
“ from other sources.....	352 88
Total Receipts.....	\$31,185 41

Expenditure

Expenses of management:	
Commissions, \$1,496.00; law costs, \$75.00; investigation of claims, \$63.45; license fee, \$75.00; Fire Marshal tax, \$66.46; taxes, \$24.73; rent, \$303.00; salaries and fees, \$1,353.00; printing, postage, etc., \$185.37; other expenses, \$117.98.....	\$3,759 99
Miscellaneous payments:	
Cash paid for losses.....	22,058 01
“ reinsurance.....	3,122 16
“ rebate.....	226 14
Total Expenditure.....	\$29,166 30

Currency of Risks

Amount covered by Policies in force, 31st December, 1931

Mutual.....	Three Years \$7,782,253 00
Less reinsurance.....	\$11,965 00
Net risks in force, 31st December, 1931.....	<u>\$6,970,288 00</u>

Movement in Risks

	Number	Amount
Mutual System		
Policies in force, 31st December, 1930.....	1,942	\$8,011,016 00
Policies new and renewed during 1931.....	829	3,595,087 00
Gross number and amount in force during 1931.....	2,771	\$11,606,193 00
Less expired and cancelled during 1931.....	892	3,823,940 00
Net risks in force, 31st December, 1931.....	<u>1,879</u>	<u>\$7,782,253 00</u>

CANADIAN MILLERS' MUTUAL FIRE INSURANCE COMPANY

HEAD OFFICE, HAMILTON

Commenced Business 20th September, 1878

OFFICERS AND DIRECTORS (1932)

Officers.—President, A. L. Noble; Vice-President, R. A. Thompson; Secretary, J. T. White, Hamilton.

Directors.—A. L. Noble, Toronto; R. A. Thompson, Lynden; Fred W. Snider, Waterloo; Alex. C. McLeod, Stratford; Wm. Hollingshead, Dutton; O. T. Scott, Caledonia.

Auditor.—W. Anderson, Hamilton.

Unassessed balance of Premium Notes, \$108,193.68

Statement for Year Ending 31st December, 1931**Assets**

Cash value of mortgage.....	\$7,058 69
Municipal bonds, debentures and Canada War Loan. (See Schedule "C").....	322,981 43
Cash on hand, head office.....	1,175 96
Amount unpaid instalment of 1931.....	1,429 00
“ interest accrued.....	7,791 89
Total Assets.....	\$340,436 97

Liabilities

Amount of losses adjusted.....	\$6,181 32
“ unearned premiums carried out at 80 per cent.....	14,595 80
Total Liabilities.....	\$20,777 12

Total Resources

Total assets.....	\$340,436 97
Total liabilities.....	21,136 66
Surplus of Assets over Liabilities.....	\$319,300 31
Amount of premium notes in force after deducting all payments thereon and assessments levied.....	\$108,193 68
	108,193 68
Total Net Resources.....	\$427,493 99

Receipts

Cash balance at 31st December, 1930 (not extended), \$5,390.23.	
Cash received as instalments of 1931.....	\$35,060 52
.. instalments due in prior years.....	565 40
.. interest.....	19,825 89
.. from all other sources.....	71 50
.. from realization of investments (not extended), \$67,414.02.	
Total Receipts.....	\$55,523 31

Expenditure

Expenses of management:	
Commission, \$31.50; law costs, \$31.50; fuel and light, \$6.67; investigation of claims, \$95.00; license fee, \$50.00; Fire Marshal tax, \$84.51; travelling expenses, \$1,019.25; taxes, \$74.55; rent, \$480.00; salaries and fees, \$9,325.00 printing, postage, etc., \$486.52; other expenses, \$547.77.	\$12,232 27
Miscellaneous payments:	
Cash paid for losses which occurred during 1931.....	48,945 71
.. rebate and returned premiums.....	470 78
.. refund to members.....	14,600 15
.. accrued interest on purchase of investments.....	637 00
.. investments (not extended), \$50,265.69.	
Total Expenditure.....	\$76,885 91

Currency of Risks

Amount covered by Policies in force, 31st December, 1931	Three Years
Mutual System.....	\$1,488,200 00

Movement in Risks

Mutual System	Number	Amount
Policies in force, 31st December, 1930.....	439	\$1,539,700 00
Policies new and renewed during 1931.....	152	537,200 00
Gross number and amount in force during 1931.....	591	\$2,076,900 00
Less expired and cancelled in 1931.....	170	588,700 00
Net risks in force, 31st December, 1931.....	421	\$1,488,200 00

Schedule "C"

Bonds and Debentures Owned

	Par Value	Book Value
Province of Manitoba, 4%, 1957.....	\$15,000 00	\$13,012 50
Province of British Columbia, 6%, 1941.....	25,000 00	24,230 00
Province of Alberta, 5½%, 1947.....	5,000 00	5,239 85
Province of Alberta, 6%, 1936.....	5,000 00	5,196 01
Province of Alberta, 5%, 1943.....	5,000 00	5,000 00
Province of Saskatchewan, 5%, 1943.....	5,000 00	4,872 06
Province of British Columbia, 6%, 1941.....	5,000 00	5,069 50
*Republic of Chili, 6%, 1960.....	6,000 00	5,597 08
Lethbridge Irrigation Co., 6%, 1951.....	10,000 00	11,071 37
Lethbridge Irrigation Co., 6%, 1931.....	5,000 00	5,464 43
Pacific Great Eastern Railway, 4½%, 1942.....	6,000 00	5,747 98
Pacific Great Eastern Railway, 4½%, 1942.....	8,000 00	7,629 60
Town of Dunnville, 6%, 1934.....	2,796 52	2,823 89
Town of Grimsby, 6%, 1935.....	1,057 61	1,066 71
Town of Strathroy, 5½%, 1936-44.....	5,124 07	5,174 60
Town of Dunnville, 6%, 1950.....	10,132 91	10,076 91
City of Fort William, 6%, 1950.....	5,000 00	4,784 71
Town of Trenton, 5½%, 1942.....	3,132 65	2,926 52
Rural Municipality of Eriksdale, 6%, 1946.....	4,000 00	3,635 69
Town of Oakville, 6½%, 1938-40.....	10,156 31	10,147 91
City of Lethbridge, 6%, 1936.....	3,060 29	3,060 29
City of Strathcona, 5½%, 1947.....	6,000 00	5,694 06
Town of Whitby, 6½%, 1945.....	5,000 00	5,046 81
Town of Waterloo, 5½%, 1934-37.....	7,474 24	7,533 43
Town of Grimsby, 5½%, 1944.....	4,778 50	4,778 40
City of Belleville, 5%, 1938.....	5,000 00	5,000 00
City of Kitchener, 5%, 1940.....	5,000 00	5,000 00
Township of Etobicoke, 5%, 1946-55.....	10,000 00	10,000 00
Township of Sandwich, 5%, 1939-41.....	5,000 00	5,000 00
Township of Sandwich West, 5½%, 1948.....	5,000 00	4,755 00
Township of Sandwich West, 5%, 1941-43.....	8,000 00	7,485 70
Town of Ford City, 6½%, 1936.....	5,000 00	5,113 06

*Not included in assets.

Schedule "C"—Continued

Bonds and Debentures Owned

	Par Value	Book Value
General Hospital (Guaranteed by Town of Port Arthur), 5 1/2 %, 1935	\$5,000 00	\$5,275 27
General Hospital (Guaranteed by Town of Port Arthur), 5 1/2 %, 1955	5,000 00	5,275 27
City of Winnipeg, 4 1/2 %, 1961	12,000 00	11,805 52
City of Toronto, 4 1/2 %, 1941	5,000 00	5,035 82
Town of Simcoe, 5 1/2 %, 1938-40	5,000 00	4,752 23
Town of Macleod, 4 %, 1925-74	4,246 23	4,246 23
Township of East York, 5 1/2 %, 1938	5,000 00	5,101 62
City of Hamilton, 5 1/2 %, 1945	15,000 00	15,182 40
Township of Scarborough, 5 %, 1934-35	10,000 00	10,000 00
Township of York, 5 %, 1941-42	6,000 00	5,978 15
City of Edmonton, Public School, 5 %, 1953	5,000 00	4,840 44
Township of Etobicoke, 5 %, 1936-39	5,246 98	5,246 98
Township of Scarborough, 5 %, 1945	5,000 00	5,153 29
City of Winnipeg, 4 1/2 %, 1961	9,000 00	8,910 65
Marcelin S.D. No. 1658, 7 %, 1914-23	800 00	808 44
Woodrow S.D. No. 3462, 6 %, 1935	1,984 30	2,052 24
Grainfields S.D. No. 2186, 6 %, 1948	3,304 00	3,458 17
Leonard S.D. No. 1911, 6 %, 1947	4,250 00	4,368 74
Borden S.D. No. 1266, 6 %, 1948	2,283 64	2,385 74
Coalhurst S.D., 7 %, 1936	3,200 00	3,413 51
Biggar S.D., 6 %, 1957	2,879 19	3,124 89
Herbert S.D. No. 1075, 5 1/2 %, 1927-41	3,004 08	3,040 42
Grahamdale S.D. No. 1681, 6 %, 1947	1,826 91	1,908 42
	<u>\$330,738 33</u>	<u>\$328,578 51</u>

CARADOC FARMERS' MUTUAL FIRE INSURANCE COMPANY

HEAD OFFICE, MOUNT BRYDGES

Commenced Business 28th June, 1884

OFFICERS AND DIRECTORS (1932)

Officers.—President, Donald Campbell; Vice-President, Archie Walker; Secretary-Treasurer, E. W. J. Sutherland, Mount Brydges.

Directors.—Donald Campbell, Southwold; Archie Walker, Muncey; Ephraim Howlett, Southwold; John Switzer, Lambeth; H. M. Smith, Mount Brydges; Geo. Marshman, Melbourne; Frank Hutcheson, Longwood; C. M. Trott, Mount Brydges; Wm. H. Waters, Mount Brydges; Wm. Veale, Mount Brydges; D. M. McNeill, Strathroy; Duncan Limon, Strathroy.

Auditors.—J. H. Mathews, Delaware; Wm. Blair, Mount Brydges.

Unassessed balance of Premium Notes, \$119,514.22

Statement for Year Ending 31st December, 1931

Assets

Bonds, debentures and other securities. (See Schedule "C")		\$23,661 47
Amount cash at Head Office	\$14 31	
" Royal Bank, Mount Brydges	871 87	
" Royal Bank, Strathroy	205 32	
" Royal Bank, Melbourne	717 72	
" Bank of Montreal, London	78 92	
" Huron & Erie	1,250 77	
		3,139 01
Amount unpaid instalments, 1931		102 18
Interest due and accrued		216 72
Office furniture (not extended), \$30.00		
Total Assets		<u>\$27,119 38</u>

Liabilities

Unearned cash payments	\$4,681 04
Amount of all other liabilities	16 38
Total Liabilities	<u>\$4,697 42</u>

Total Resources

Total assets	\$27,119 38
Total liabilities	4,697 42
Surplus of Assets over Liabilities	<u>\$22,421 96</u>
Amount of premium notes in force after deducting all payments thereon and assessments levied	\$119,514 22
Less residue of premium notes given by the Company for reinsurance	4,526 51
Net premium note assets	114,987 71
Total Net Resources	<u>\$137,409 67</u>

Receipts

Cash balance at 31st December, 1930 (not extended), \$3,589.90.	
Cash received at head office, fees (not extended), \$181.00.	
" as instalments, 1931.....	\$12,027 00
" as instalments due in prior years.....	98 90
" as interest.....	1,474 78
" from reinsurance on losses.....	1,924 25
" all other.....	24 30
" from investments (not extended), \$8,000.00.	
Total Receipts.....	<u>\$15,549 83</u>

Expenditure

Expenses of management:	
Commissions, \$181.00; law costs, \$11.60; investigation of claims, \$55.00; license fee, \$50.00; Fire Marshal tax, \$38.57; travelling expenses, \$1.25; taxes, \$6.49; rent, \$27.00; salaries and fees, \$1,168.05; printing, postage, etc., \$233.13; other expenses, \$63.65.....	\$1,835 74
Miscellaneous payments:	
Cash paid for losses which occurred during 1931.....	17,942 70
" reinsurance.....	405 31
" rebate.....	80 77
" investments (not extended), \$3,676.30.	
Total Expenditure.....	<u>\$20,324 52</u>

Currency of Risks

Amount covered by Policies in force, 31st December, 1931

Mutual.....	Three Years \$4,775,880 00
Less reinsurance.....	183,710 00
Net risks carried by the Company.....	<u>\$4,592,170 00</u>

Movement in Risks

Mutual System	Number	Amount
Policies in force, 31st December, 1930.....	1,101	\$4,727,422 00
Policies new and renewed during 1931.....	404	1,658,375 00
Gross number and amount in force during 1931.....	1,505	\$6,385,797 00
Less expired and cancelled in 1931.....	383	1,609,917 00
Net risks in force, 31st December, 1931.....	<u>1,122</u>	<u>\$4,775,880 00</u>

Schedule "C"

Bonds and Debentures Owned

	Par Value	Book Value
Dominion of Canada War Loan, 5½%, 1932.....	\$1,000 00	\$1,000 00
Dominion of Canada War Loan, 4½%, 1944.....	1,000 00	985 27
City of London, 5%, 1932.....	2,000 00	2,000 00
Township of Caradoc, 4¾%, 1932-33-34.....	3,676 20	3,676 20
Huron & Erie Mortgage Corp., 4½%, 1933.....	2,000 00	2,000 00
Huron & Erie Mortgage Corp., 5%, 1933-35.....	11,000 00	11,000 00
Industrial Mortgage & Trust Co., 5%, 1933.....	3,000 00	3,000 00
	<u>\$23,676 20</u>	<u>\$23,661 47</u>

(TOWNSHIP OF) CLINTON MUTUAL FIRE INSURANCE COMPANY

HEAD OFFICE, BEAMSVILLE

Commenced Business 23rd August, 1898

OFFICERS AND DIRECTORS (1932)

Officers.—President, E. Durham; Vice-President, L. H. Collard; Secretary-Treasurer, G. A. Tinlin, Beamsville.

Directors.—E. Durham, Smithville; L. H. Collard, St. Catharines; W. A. Griffis, St. Catharines; Wm. E. Boughner, Beamsville; H. B. Strong, St. Anns; Camby Wismer, Jordan.

Auditors.—B. B. Davidson, Beamsville; J. D. Albright, Beamsville.

Unassessed balance of Premium Notes, \$125,996.36

Statement for Year Ending 31st December, 1931

Assets

Huron & Erie Debenture. (See Schedule "C").....		\$4,000 00
Cash on hand at head office.....	\$659 20	
Cash in Royal Bank, Beamsville.....	273 75	932 95
Amount of unpaid instalments.....		952 15
Total Assets		\$5,885 10

Liabilities

Unearned cash payments carried out at 80 per cent.....	\$8,305 65
--	------------

Total Resources

Total Assets.....	\$5,885 10
Total liabilities.....	8,305 65
Deficiency of Assets under Liabilities.....	\$2,420 55
Amount of premium notes in force after deducting all payments thereon and assessments levied.....	\$125,996 36
Less residue of premium notes given by the Company for reinsurance.....	3,039 29
Net premium note assets.....	122,957 07
Total Net Resources	\$120,536 52

Receipts

Cash balance at 31st December, 1930 (not extended), \$3,408.59.....	
Cash received as instalments and cash payments of 1931.....	\$14,177 13
" due in prior years.....	389 06
" interest.....	288 70
Total Receipts	\$14,854 89

Expenditure

Expenses of management:	
Commissions, \$968.00; investigation of claims, \$32.00; license fee, \$50.00; Fire Marshal tax, \$47.62; travelling expenses, \$80.00; rent, \$30.00; salaries and fees, \$1,059.20; printing, postage, etc., \$143.49; other expenses, \$57.85.....	\$2,468 16
Miscellaneous payments:	
Cash paid for losses.....	14,319 00
" reinsurance.....	367 85
" rebates.....	175 52
Total Expenditures	\$17,330 53

Currency of Risks

Amount covered by Policies in force, 31st December, 1931	Three Years
Mutual.....	\$5,243,420 00
Less reinsurance.....	47,450 00
Net risks carried by the Company.....	\$5,195,970 00

Movement in Risks

	Number	Amount
Mutual System		
Policies in force, 31st December, 1930.....	1,416	\$4,931,130 00
Policies new and renewed during 1931.....	522	1,834,845 00
Gross number and amount in force during 1931.....	1,938	\$6,765,975 00
Less expired and cancelled in 1931.....	484	1,610,480 00
Net risks in force, 31st December, 1931.....	1,454	\$5,155,495 00

Schedule "C"

Bonds and Debentures Owned

Huron & Erie Mortgage Corporation, 5%, 1935.....	Par Value
	\$4,000 00

CULROSS MUTUAL FIRE INSURANCE COMPANY

HEAD OFFICE, TEESWATER

Commenced Business 3rd June, 1872

OFFICERS AND DIRECTORS (1932)

Officers.—President, Kenneth McKenzie; Vice-President, Thos. P. McDonald; Secretary, Foster G. Moffat, Teeswater.

Directors.—Kenneth McKenzie, Teeswater; Thos. P. McDonald, Teeswater; Wm. H. Mundell, Glenannan; Robt. Grant, Formosa; Levi Boyle, Holyrood; George Falconer, Teeswater.

Auditors.—Alex. McKague, Teeswater; Thos. McDonald, Teeswater.

Unassessed balance of Premium Notes, \$52,618.88

Statement for Year Ending 31st December, 1931

Assets

Bonds and debentures (<i>See Schedule "C"</i>).....		\$18,000 00
Actual cash on hand at head office.....	\$24 72	
Cash in Bank of Montreal, Teeswater.....	1,433 79	
		1,458 51
Amount unpaid of instalments, 1931.....		1,917 16
Interest due and accrued.....		164 16
Total Assets.....		<u>\$21,539 83</u>

Liabilities

Amount of borrowed money.....		\$4,000 00
unearned premiums carried out at 80 per cent.....		1,506 72
Total Liabilities.....		<u>\$5,506 72</u>

Total Resources

Total assets.....		\$21,539 83
Total liabilities.....		5,506 72
Surplus of Assets over Liabilities.....		\$16,033 11
Amount of premium notes in force after deducting all payments thereon and assessments levied.....	\$52,618 88	
Less residue of premium notes given by the Company for reinsurance... ..	6,906 89	
Net premium note assets.....		45,711 99
Total Net Resources.....		<u>\$61,745 10</u>

Receipts

Cash balance at 31st December, 1930 (not extended), \$2,368.12.		
Cash received as instalments, 1931.....		\$4,654 78
" instalments, prior years.....		850 70
" interest.....		725 43
" reinsurance on losses.....		41 16
" borrowed money.....		4,000 00
Total Receipts.....		<u>\$10,272 07</u>

Expenditure

Expenses of management:		
Commissions, \$390.00; investigation of claims, \$44.00; license fee, \$50.00; Fire Marshal tax, \$20.66 travelling expenses, \$47.00; rent, \$27.00; salaries and and fees, \$525.00; printing, postage, etc., \$112.51; other expenses, \$38.35..		\$1,254 72
Miscellaneous payments:		
Cash paid for losses.....		3,086 96
" reinsurance.....		836 11
" rebates.....		50 70
" from investments (not extended), \$5,953.19.		
Total Expenditure.....		<u>\$5,228 49</u>

Currency of Risks

Amount covered by Policies in force, 31st December, 1931

Mutual.....		Three Years \$2,893,152 00
Reinsurance.....		292,105 00
Net risks actually carried by the Company.....		<u>\$2,601,047 00</u>

Mutual System	Movement in Risks	
	Number	Amount
Policies in force, 31st December, 1930.....	851	\$2,906,130 00
Policies new and renewed during 1931.....	312	1,027,510 00
Gross number and amount in force during 1931.....	1,163	\$3,933,640 00
Less expired and cancelled in 1931.....	321	1,040,488 00
Net risks in force, 31st December, 1931.....	842	\$2,893,152 00

Schedule "C"

Bonds and Debentures Owned

	Par Value
Huron & Erie Mortgage Corp., 5 1/2 %, 1932.....	\$5,000 00
Dominion of Canada Conversion Loan, 5 1/2 %, 1957.....	6,000 00
Dominion of Canada Conversion Loan, 5 1/2 %, 1957.....	7,000 00
	<u>\$18,000 00</u>

DEREHAM AND WEST OXFORD MUTUAL FIRE INSURANCE COMPANY

HEAD OFFICE, MOUNT ELGIN

Commenced Business 18th May, 1887

OFFICERS AND DIRECTORS (1932)

Officers.—President, F. H. Gregg; Vice-President, R. W. Brink; Secretary, T. R. Mayberry, Ingersoll.

Directors.—F. H. Gregg, Salford; R. W. Brink, Woodstock; Jno. Campbell, Salford; F. H. Harris, Mount Elgin; J. G. Currie, Ingersoll; Chas. Williams, Tillsonburg.

Auditors.—B. G. Jenvey, Ingersoll; R. A. Baxter, Brownsville.

Unassessed balance of Premium Notes, \$138,839.79

Statement for Year Ending 31st December, 1931

Assets

Cash in Royal Bank, Ingersoll.....	\$2 47
Amount unpaid of instalments, 1931.....	1,284 65
Reinsurance on losses.....	2,324 70
Total Assets.....	<u>\$3,611 82</u>

Liabilities

Amount of losses supposed.....	\$2,725 00
Borrowed money.....	2,500 00
Unearned cash payments carried out at 80 per cent.....	6,830 51
All other liabilities.....	83 38
Total Liabilities.....	<u>\$12,138 89</u>

Total Resources

Total assets.....	\$3,611 82
Total liabilities.....	12,138 89
Deficiency of Assets under Liabilities.....	\$8,527 07
Amount of premium notes in force after deducting all payments thereon and assessments levied.....	\$138,839 79
Less residue of premium notes given by the Company for reinsurance.....	28,081 48
Net premium note assets.....	<u>110,758 31</u>
Total Net Resources.....	<u>\$102,231 24</u>

Receipts

Cash balance at 31st December, 1930 (not extended), \$632.73.	
Cash received as instalments of 1931.....	\$16,861 76
" instalments of prior years.....	141 56
" borrowed.....	2,500 00
" interest.....	275 23
" reinsurance on losses.....	3,224 52
" all other.....	96 75
" from investments (not extended), \$7,500.00.	
Total Receipts.....	<u>\$23,099 82</u>

Expenditure

Expenses of management:	
Commissions, \$172.00; investigation of claims, \$151.00; interest, \$36.21; license fee, \$75.00; Fire Marshal tax, \$38.72; travelling expenses, \$104.45; rent, \$150.00; salaries and fees, \$1,407.00; printing, postage, etc., \$250.46; other expenses, \$40.00	\$2,424 84
Miscellaneous payments:	
Cash paid for losses which occurred in 1931	24,180 84
" reinsurance	3,708 31
" rebate	301 94
" repayment of loans	700 00
" investments (not extended), \$2,500.00	700 00
Total Expenditure	<u>\$31,315 93</u>

Currency of Risks

Amount covered by Policies in force, 31st December, 1931

	Three Years
Mutual	\$6,182,700 84
Reinsurance	1,325,424 63
Net risks	<u>\$4,857,576 21</u>

Movement in Risks

	Number	Amount
Mutual System		
Policies in force, 31st December, 1930	1,584	\$6,142,831 00
Policies new and renewed during 1931	552	2,126,881 85
Gross number and amount in force during 1931	2,136	\$8,269,712 85
Less expired and cancelled in 1931	519	2,087,012 01
Net risks in force, 31st December, 1931	<u>1,617</u>	<u>\$6,182,700 84</u>

(NORTH AND SOUTH) DORCHESTER MUTUAL FIRE INSURANCE COMPANY

HEAD OFFICE, HARRIETSVILLE

Commenced Business 8th January, 1869

OFFICERS AND DIRECTORS (1932)

Officers.—President, S. S. McDermand; Vice-President, W. W. Kiddie; Secretary, S. E. Facey, Harrietsville.

Directors.—S. S. McDermand, Port Burwell; W. W. Kiddie, Belmont; H. Rickard, Dorchester A. E. Jackson, Mossley; Jno. A. Charlton, Springfield; J. C. Simpson, Springfield.

Auditors.—B. R. Barr, Dorchester; C. E. Jackson, Harrietsville.

Unassessed balance of Premium Notes, \$264,771.25

Statement for Year Ending 31st December, 1931**Assets**

Cash on hand at head office	\$93 25	
Cash in Bank of Toronto, Dorchester	62 24	
Cash deposit in Royal Bank, Ingersoll	389 08	
" Royal Bank, Aylmer	903 30	
" Bank of Nova Scotia, Harrietsville	1,373 05	
" Bank of Commerce, Port Burwell	13 34	
" Provincial Savings, Aylmer	180 54	
" Royal Bank, Springfield	503 60	
Amount unpaid of instalments, 1931		\$3,518 40
		751 85
Total Assets		<u>\$4,270 25</u>

Liabilities

Amount of losses supposed	\$8,777 20
Borrowed money	6,000 00
Unearned cash payments carried out at 80 per cent.	15,144 39
Total Liabilities	<u>\$29,921 59</u>

Total Resources

Total assets.....	\$4,270 25
Total liabilities.....	29,921 59
Deficiency of Assets under Liabilities.....	\$25,651 34
Amount of premium notes in force after deducting all payments thereon and assessments levied.....	\$264,771 25
Less residue of premium notes given by the Company for reinsurance..	45,152 55
Net premium note assets.....	219,618 70
Total Net Resources.....	<u>\$193,967 36</u>

Receipts

Cash balance at 31st December, 1930 (not extended), \$11,900.98.	
Cash received as instalments and cash payments of 1931.....	\$31,455 08
“ instalments of prior years.....	320 34
“ interest.....	208 94
“ cash borrowed.....	6,000 00
“ reinsurance on losses.....	6,444 48
“ from all other.....	52 54
Total Receipts.....	<u>\$44,481 38</u>

Expenditure

Expenses of management:	
Commissions, \$708.00; law costs, \$15.00; interest, \$66.80; license fee, \$100.00; Fire Marshal tax, \$94.68; rent, \$3.00; salaries and fees, \$1,933.80; printing, postage, etc., \$284.39; other expenses, \$225.38.....	\$3,431 05
Miscellaneous payments:	
Cash paid for losses.....	\$44,540 18
“ reinsurance.....	4,344 39
“ rebates.....	548 34
Total Expenditure.....	<u>\$52,863 96</u>

Currency of Risks

Amount covered by Policies in force, 31st December, 1931

Mutual.....	Three Years \$11,360,107 00
Reinsurance.....	2,036,785 00
Net risks.....	<u>\$9,323,322 00</u>

Movement in Risks

Mutual System	Number	Amount
Policies in force, 31st December, 1930.....	3,087	\$11,588,985 00
Policies new and renewed during 1931.....	963	3,383,949 00
Gross number and amount in force during 1931.....	4,050	\$14,972,934 00
Less expired and cancelled in 1931.....	998	3,612,827 00
Net risks in force, 31st December, 1931.....	<u>3,052</u>	<u>\$11,360,107 00</u>

DOWNIE MUTUAL FIRE INSURANCE COMPANY

HEAD OFFICE, ST. PAUL'S

Commenced Business 21st April, 1884

OFFICERS AND DIRECTORS (1932)

Officers.—President, Wm. Suehring; Vice-President, Wm. Robertson; Secretary-Treasurer, George Armstrong, St. Paul's.

Directors.—Wm. Suehring, Stratford; Wm. Robertson, St. Paul's; Robt. Fuller, Sebringville; John Bell, St. Mary's; Leslie Brown, Motherwell; A. J. Bradshaw, St. Paul's.

Auditors.—D. K. Erb, Stratford; Geo. Arbogast, Sebringville.

Unassessed balance of Premium Notes, \$111,478.87

Statement for Year Ending 31st December, 1931

Assets

Bonds and debentures. (See Schedule "C")		\$22,000 00
Cash on hand	\$2 40	
Cash in British Mortgage Loan Company, Stratford	180 00	
" Royal Bank, Stratford	68 59	
" Royal Bank, St. Mary's	130 96	
" Bank of Commerce, Sebringville	161 68	
" Bank of Commerce, Mitchell	192 27	
" Province of Ontario Savings Bank, St. Mary's	23 66	
" Bank of Commerce, Milverton	80 63	
		840 19
Amount unpaid of instalments, 1931		30 40
All other assets		594 97
Total Assets		<u>\$23,465 56</u>

Liabilities

Unearned cash payments carried out at 80 per cent.		\$3,263 96
Total Resources		
Total assets		\$23,465 56
Total liabilities		3,263 96
Surplus of Assets over Liabilities		\$20,201 60
Amount of premium notes in force after deducting all payments thereon and assessments levied	\$111,478 87	
Less residue of premium notes given by the Company for reinsurance	4,976 10	
Net premium note assets		\$106,502 77
Total Net Resources		<u>\$126,704 37</u>

Receipts

Cash balance at 31st December, 1930 (not extended), \$25,691.86.		
Cash received as instalments and cash payments of 1931		\$8,862 25
" instalments, prior years		77 00
" interest		1,232 37
" all other		80 00
" from realization of investments (not extended), \$5,000.00.		
Total Receipts		<u>\$10,251 62</u>

Expenditure

Expenses of management:		
Investigation of claims, \$219.25; license fee, \$50.00; Fire Marshal tax, \$25.32; rent, \$9.00; salaries and fees, \$995.00; printing, postage, etc., \$85.55; other expenses, \$54.00		\$1,438 12
Miscellaneous payments:		
Amount paid for losses		11,072 47
" reinsurance		571 10
" rebate		21 60
Total Expenditure		<u>\$13,103 29</u>

Currency of Risks

Amount covered by Policies in force, 31st December, 1931		Three Years
Mutual		\$4,318,732 50
Reinsurance		220,200 00
Net risks		<u>\$4,098,532 50</u>

Movement in Risks

Mutual System	Number	Amount
Policies in force, 31st December, 1930	881	\$4,152,540 00
Policies new and renewed during 1931	315	1,308,917 50
Gross number and amount in force during 1931	1,196	\$5,461,457 50
Less expired and cancelled in 1931	258	1,142,725 00
Net risks in force, 31st December, 1931	<u>938</u>	<u>\$4,318,732 50</u>

Schedule "C"

Bonds and Debentures Owned

British Mortgage & Trust Corporation of Ontario, 5%, 1936	Par Value	\$5,000 00
British Mortgage & Trust Corporation of Ontario, 5%, 1932		10,000 00
British Mortgage & Trust Corporation of Ontario, 5%, 1933		5,000 00
Province of Ontario Debentures, 5%, 1957		2,000 00
		<u>\$22,000 00</u>

DUFFERIN FARMERS' MUTUAL FIRE INSURANCE COMPANY

HEAD OFFICE, SHELBURNE

Commenced Business 1st June, 1895

OFFICERS AND DIRECTORS (1932)

Officers.—President, W. J. Jelly; Vice-President, J. A. Marshall; Secretary-Treasurer, J. A. Richardson, Shelburne.

Directors.—W. J. Jelly, Shelburne; J. A. Marshall, Orangeville; A. T. Lindsay, Camilla; E. A. Reid, Mansfield; T. Best, Shelburne; J. J. Braiden, Shelburne; J. A. Cornelius, Amaranth Station; Alex. Hunter, Melancton; W. Park, Bellwood; F. Lyon, Jessopville; T. W. Reid, Waldemar; G. Bruce, Grand Valley.

Auditors.—W. E. Reid, Shelburne; S. Patterson, Shelburne.

Unassessed balance of Premium Notes, \$235,165.75

Statement for Year Ending 31st December, 1931

Assets	
Shelburne Debentures Security. (See Schedule "C")	\$3,000 00
Amount unpaid of instalments, 1931, and agents' balances	798 31
Interest accrued	12 50
Total Assets	\$3,810 81
Liabilities	
Amount of borrowed money	\$4,600 49
Unearned cash payments carried out at 80 per cent.	11,205 82
Total Liabilities	\$15,806 31
Total Resources	
Total assets	\$3,810 81
Total liabilities	15,806 31
Deficiency of Assets under Liabilities	\$11,995 50
Amount of premium notes in force after deducting all payments thereon and assessments levied	\$235,165 75
Less residue of premium notes given by the Company for reinsurance	18,373 87
Net premium note assets	\$216,791 88
Total Net Resources	\$204,796 38
Receipts	
Cash balance at 31st December, 1930 (not extended), \$764.36	
Cash received as instalments, 1931	\$28,871 90
" instalments of prior years	151 87
" interest	584 88
" borrowed money	5,600 49
" agents' balances	16 80
" all other	209 14
" reinsurance on losses	1,997 92
" from investments (not extended), \$8,332 63	
Total Receipts	\$37,433 00
Expenditure	
Expenses of management:	
Commissions, \$1,685.00; fuel and light, \$42.20; investigation of claims, \$262.70; interest, \$5.85; license fee, \$100.00; Fire Marshal tax, \$89.41; travelling expenses, \$101.90; taxes, \$7.50; rent, \$83.00; salaries and fees, \$1,550.65; printing, postage, etc., \$338.78; other expenses, \$36.50	\$4,303 49
Miscellaneous payments:	
Amount of cash paid for losses	38,759 23
" reinsurance	2,266 27
" rebate	201 00
" repayment of loans	1,000 00
Total Expenditure	\$46,529 99
Currency of Risks	
Amount covered by Policies in force, 31st December, 1931	
Mutual	Three Years \$10,372,740 00
Reinsurance	810,500 00
Net Risks	\$9,562,240 00

Mutual System		Movement in Risks	
	Number	Amount	
Policies in force, 31st December, 1930.....	2,752	\$10,189,449	50
Policies new and renewed during 1931.....	988	3,638,490	00
Gross number and amount in force during 1931.....	3,740	\$13,827,939	50
Less expired and cancelled in 1931.....	944	3,455,199	50
Net risks in force, 31st December, 1931.....	2,796	\$10,372,740	00

Schedule "C"

Bonds and Debentures Owned

	Par Value
Shelburne Debentures, 5%, 1942.....	\$3,000 00

(NORTH) DUMFRIES AND SOUTH WATERLOO FARMERS' MUTUAL
FIRE INSURANCE COMPANY

HEAD OFFICE, GALT

Commenced Business 15th May, 1856

OFFICERS AND DIRECTORS (1932)

Officers.—President, Jos. Betzner; Vice-President, J. M. Irwin; Secretary-Treasurer, A. W. Hilborn, Galt.

Directors.—Jos. Betzner, Copetown; J. M. Irwin, Galt; Geo. L. Telfer, Paris; D. W. Duncan, Dundas; W. C. Shaw, Hespeler; A. F. Stewart, Puslinch; Firman Martin, Sheffield; Robt. E. Cowan, Galt; Wm. Lockie, Galt.

Auditors.—John Taylor, Jr., Galt; Geo. P. Moore, Galt.

Unassessed balance of Premium Notes, \$270,798.81

Statement for Year Ending 31st December, 1931

Assets

Cash in Bank of Commerce, Galt.....	\$1,737 24
Amount of unpaid instalments, 1931.....	3,317 02
" unpaid assessments, 1931.....	7,097 44
" reinsurance on losses.....	1,623 96
Total Assets.....	\$13,775 66

Liabilities

Amount of losses adjusted.....	\$11,313 00
" losses supposed.....	6,930 00
" borrowed money.....	2,650 00
" unearned premiums carried out at 80 per cent.....	18,635 88
Total Liabilities.....	\$39,528 88

Total Resources

Total assets.....	\$13,775 66
Total liabilities.....	39,528 88
Deficiency of Assets under Liabilities.....	\$25,753 22
Amount of premium notes in force after deducting all payments thereon and assessments levied.....	\$270,798 81
Less residue of premium notes given by the Company for reinsurance..	20,406 51
Net premium note assets.....	250,392 30
Total Net Resources.....	\$224,639 08

Receipts

Cash balance at 31st December, 1930 (not extended), \$265.65.	
Cash received as instalments, 1931.....	\$34,447 78
" instalments levied in years prior to 1931.....	1,820 00
" special assessments.....	26,445 88
" assessments prior years.....	2,746 32
" interest.....	334 27
" borrowed money.....	23,150 00
" reinsurance on losses.....	1,604 22
" all other sources.....	51 79
from realization of investments (not extended), \$5,000.00.	
Total Receipts.....	\$90,600 26

Expenditure

Expenses of management:	
Commissions, \$887.00; law costs, \$20.00; fuel and light, \$33.07; investigation of claims, \$184.40; interest, \$341.94; license fee, \$100.00; Fire Marshal tax, \$167.54; taxes, \$18.06; rent, \$129.00; salaries and fees, \$2,968.90; printing, postage, etc., \$490.14; other expenses, \$347.53.....	\$5,687 58
Miscellaneous payments:	
Cash paid for losses.....	64,116 20
" reinsurance.....	2,656 52
" rebate.....	168 37
" repayment of loans.....	21,500 00
Total Expenditure.....	<u>\$94,128 67</u>

Currency of Risks

Amount covered by Policies in force, 31st December, 1931

Mutual.....	Three Years \$14,038,145 00
Reinsurance.....	969,075 00
Net Risks.....	<u>\$13,069,070 00</u>

Movement in Risks

Mutual System	Number	Amount
Policies in force, 31st December, 1930.....	3,290	\$14,965,314 00
Policies new and renewed during 1931.....	1,362	6,069,187 00
Gross number and amount in force during 1931.....	4,652	\$21,034,501 00
Less expired and cancelled in 1931.....	1,492	6,996,356 00
Net risks in force, 31st December, 1931.....	<u>3,160</u>	<u>\$14,038,145 00</u>

DUNWICH FARMERS' MUTUAL FIRE INSURANCE COMPANY

HEAD OFFICE, DUTTON

Commenced Business, September, 1880

OFFICERS AND DIRECTORS (1932)

Officers.—President, Jno. W. McCallum; Vice-President, W. R. Pollard; Secretary-Treasurer, W. A. Galbraith, Iona Station.

Directors.—Jno. W. McCallum, Iona Station; W. R. Pollard, Iona Station; Jno. McPherson, Dutton; D. K. Andrew, West Lorne; Arch. McColl, Rodney; Jno. R. Gow, Dutton.

Auditors.—M. I. McNeill, J. D. Blue, Dutton, Ont.

Unassessed balance of Premium Notes, \$139,706.81

Statement for Year Ending 31st December, 1931**Assets**

Bonds and debentures. (<i>See Schedule "C"</i>).....	\$36,500 00
Cash at head office.....	\$46 06
Cash in Royal Bank, Rodney.....	1,589 45
" Bank of Montreal, West Lorne.....	695 99
" Royal Bank, Dutton.....	2,678 77
" Bank of Montreal, Dutton.....	348 39
Amount unpaid of instalments, 1931.....	5,358 66
Interest.....	904 05
	449 15
Total Assets.....	<u>\$43,211 86</u>

Liabilities

Amount of losses supposed.....	\$3,497 00
Unearned cash payments carried out at 80 per cent.....	7,012 84
Total Liabilities.....	<u>\$10,509 84</u>

Total Resources

Total assets.....	\$43,211 86
Total liabilities.....	10,509 84
Surplus of Assets over Liabilities.....	\$32,702 02
Amount of premium notes in force after deducting all payments thereon and assessments levied.....	\$139,706 81
Less residue of premium notes given by the Company for reinsurance..	3,185 20
Net premium note assets.....	136,521 61
Total Net Resources.....	<u>\$169,223 63</u>

Receipts

Cash balance at 31st December, 1930 (not extended), \$16,207.86.	
Cash received as instalments and cash payments, 1931.....	\$16,684 22
“ instalments due in prior years.....	603 15
“ interest.....	1,387 12
“ all other sources.....	252 50
Total Receipts.....	<u>\$18,926 99</u>

Expenditure

Expenses of management:	
Commissions, \$301.50; investigation of claims, \$89.70; license fee, \$75.00; Fire Marshal tax, \$55.23; travelling expenses, \$68.20; rent, \$24.00; salaries and fees, \$731.90; printing, postage, etc., \$113.42; other expenses, \$99.00....	\$1,557 95
Miscellaneous payments:	
Cash paid for losses.....	5,850 35
“ reinsurance.....	447 50
“ rebate.....	144 10
“ interest.....	183 73
“ all other.....	70 00
Total Expenditure.....	<u>\$8,253 63</u>

Currency of Risks

Amount covered by Policies in force, 31st December, 1931	Three Years
Mutual.....	\$5,709,150 00
Less reinsurance.....	145,050 00
Net risks carried at 31st December, 1931.....	<u>\$5,564,100 00</u>

Movement in Risks

Mutual System	Number	Amount
Policies in force, 31st December, 1930.....	1,391	\$5,729,575 00
Policies new and renewed during 1931.....	615	2,567,150 00
Gross number and amount in force during 1931.....	2,006	\$8,296,725 00
Less expired and cancelled in 1931.....	626	2,587,575 00
Net risks in force, 31st December, 1931.....	<u>1,380</u>	<u>\$5,709,150 00</u>

Schedule "C"**Bonds and Debentures Owned**

	Par Value
Huron & Erie Mortgage Corporation, 4 $\frac{3}{4}$ %, 1934.....	\$3,000 00
Canadian National Railways, 4 $\frac{1}{2}$ %, 1956.....	10,000 00
Province of Ontario, 6 %, 1935.....	500 00
Dominion of Canada, 4 $\frac{1}{2}$ %, 1940.....	4,000 00
Dominion of Canada, 5 %, 1943.....	4,000 00
Dominion of Canada, 4 $\frac{1}{2}$ %, 1958-59.....	9,000 00
National Service Loan, 5 %, 1941.....	3,000 00
Canadian National Railways, 4 $\frac{1}{2}$ %, 1956.....	3,000 00
	<u>\$36,500 00</u>

(SOUTH) EASTHOPE FARMERS' MUTUAL FIRE INSURANCE COMPANY

HEAD OFFICE, TAVISTOCK

Commenced Business 28th December, 1870

OFFICERS AND DIRECTORS (1932)

Officers.—President, P. H. Murray; Vice-President, A. Rennicker; Secretary, Edwin Caister, Tavistock.

Directors.—P. H. Murray, Tavistock; Andrew Rennicker, St. Paul's; Wm. Kauffman, Tavistock; Jno. Doering, Stratford; Jos. Quinlan, Stratford; C. Lindner, Gadshill; Sidney Goring, Woodstock; Jacob Kalbfleisch, Stratford; Wm. McIntosh, Embro.

Auditors.—F. P. Corp, Tavistock; H. J. Mansz, Shakespeare.

Unassessed balance of Premium Notes, \$371,889.71

Statement for Year Ending 31st December, 1931

Assets		
Book value of real estate.....		\$2,030 59
“ bonds and debentures. (See Schedule "C").....		53,160 36
Cash on hand at head office.....	\$17 54	
Cash in Bank of Commerce, Tavistock.....	2,707 69	
“ Bank of Montreal, Tavistock.....	1,527 50	
Amount unpaid instalments, 1931.....		4,252 73 900 50
Total Assets.....		<u>\$60,344 18</u>

Liabilities

Amount of unearned premiums carried out at 80 per cent.....	<u>\$7,534 44</u>
---	-------------------

Total Resources

Total assets.....	\$60,344 18
Total liabilities.....	7,534 44
Surplus of Assets over Liabilities.....	\$52,809 74
Amount of premium notes in force after deducting all payments thereon and assessments levied.....	\$371,889 71 371,889 71
Total Net Resources.....	<u>\$424,699 45</u>

Receipts

Cash balance at 31st December, 1930 (not extended), \$2,079.97.....		
“ instalments levied during 1931.....		\$18,836 09
“ instalments levied prior to 1931.....		1,185 22
“ interest.....		2,744 72
“ all others.....		70 70
Total Receipts.....		<u>\$22,836 73</u>

Expenditure

Expenses of management:		
Commissions, \$1,794.00; fuel and light, \$19.20; investigation of claims, \$168.55; license fee, \$75.00; Fire Marshal tax, \$59.12; travelling expenses, \$32.00; rent, \$10.38; salaries and fees, \$1,782.51; printing, postage, etc., \$248.46; other expenses, \$73.94.....		\$4,263 26
Miscellaneous payments:		
Cash paid for losses.....		14,245 57
“ rebates.....		124 55
“ all other.....		2,030 59
Total Expenditure.....		<u>\$20,663 97</u>

Currency of Risks

Amount covered by Policies in force, 31st December, 1931	Three Years
Mutual.....	<u>\$9,795,490 00</u>

Movement in Risks

Mutual System	Number	Amount
Policies in force, 31st December, 1930.....	1,822	\$9,262,350 00
Policies new and renewed, 1931.....	934	5,012,250 00
Gross number and amount in force during 1931.....	2,756	\$14,274,600 00
Less expired and cancelled in 1931.....	842	4,419,110 00
Net risks in force, 31st December, 1931.....	<u>1,914</u>	<u>\$9,795,490 00</u>

Schedule "C"

Bonds and Debentures Owned

	Par Value	Book Value
Dominion of Canada, Refund, 4½%, 1946.....	\$8,000 00	\$7,820 00
Canadian National Railways, 5%, 1954.....	20,000 00	20,293 62
British Mortgage & Trust Certificate, 5%, 1933.....	10,000 00	10,000 00
Province of Ontario, 5%, 1959.....	10,000 00	10,046 74
City of Stratford, 5%, 1948.....	4,000 00	4,000 00
City of Stratford, 5%, 1944.....	1,000 00	1,000 00
	<u>\$53,000 00</u>	<u>\$53,160 36</u>

EKFRID MUTUAL FIRE INSURANCE COMPANY

HEAD OFFICE, APPIN

Commenced Business 16th September, 1891

OFFICERS AND DIRECTORS (1932)

Officers.—President, D. A. McCallum; Vice-President, L. L. McTaggart; Secretary, Herman Galbraith, Appin.

Directors.—D. A. McCallum, Glencoe; L. L. McTaggart, Appin; Lorenzo Gardiner, Glencoe; Jno. T. McLean, Melbourne; Jno. G. Lethbridge, Glencoe; Milton Fletcher, Appin.

Auditors.—Frank McLean, Melbourne; Hugh Fletcher, Melbourne.

Unassessed balance of Premium Notes, \$97,743.63

Statement for Year Ending 31st December, 1931

Assets

Cash on hand.....	\$186 05	
Cash in Royal Bank, Glencoe, Ont.....	135 50	
" Montreal Bank, Alvington, Ont.....	159 22	
" Royal Bank, Strathroy, Ont.....	332 55	
" Royal Bank, Appin, Ont.....	356 82	
" Montreal Bank, Glencoe, Ont.....	272 97	
" Royal Bank, Melbourne.....	60 68	
" Montreal Bank, Newbury.....	190 85	
	<u>\$1,394 64</u>	
Less outstanding cheques.....	548 35	
		\$846 29
Amount unpaid of instalments, 1931.....		346 11
" prior instalments still unpaid (not extended), \$758.76.....		
Total Assets.....		<u>\$1,192 40</u>

Liabilities

Amount of losses adjusted.....	\$2,000 00
" losses supposed.....	500 00
" unearned premiums carried out at 80 per cent.....	5,281 03
Total Liabilities.....	<u>\$7,781 03</u>

Total Resources

Total assets.....	\$1,192 40
Total liabilities.....	7,781 03
Deficiency of Assets under Liabilities.....	\$6,588 63
Amount of premium notes in force after deducting all payments thereon and assessments levied.....	\$97,743 63
Less residue of premium notes given by the Company for reinsurance... ..	1,265 59
Net premium note assets.....	96,478 04
Total Net Resources.....	<u>\$89,889 41</u>

Receipts

Cash balance, 31st December, 1930 (not extended), \$5,384.50.....	
Cash received as instalments of 1931.....	\$13,212 13
" instalments of prior years.....	300 60
" all other sources.....	158 25
Total Receipts.....	<u>\$13,670 98</u>

Expenditure

Expenses of management:	
Commissions, \$144.00; law costs, \$7.64; investigation of claims, \$156.00; license fee, \$50.00; Fire Marshal tax, \$43.69; travelling expenses, \$98.75; rent, \$15.00; salaries and fees, \$730.00; printing, postage, etc., \$179.87; other expenses, \$87.90.....	\$1,512 85
Miscellaneous payments:	
Amount paid for losses.....	16,387 29
" reinsurance.....	161 53
" rebate.....	147 52
Total Expenditure.....	<u>\$18,209 19</u>

Currency of Risks

Amount covered by Policies in force, 31st December, 1931	Three Years
Mutual.....	\$4,504,010 00
Less reinsurance.....	53,850 00
Net Risks.....	<u>\$4,450,160 00</u>

Movement in Risks

Mutual System	Number	Amount
Policies in force, 31st December, 1930.....	1,330	\$4,485,105 00
Policies new and renewed during 1931.....	486	1,587,355 00
Gross number and amount in force during 1931.....	1,816	\$6,072,460 00
Less expired and cancelled in 1931.....	490	1,568,450 00
Net risks in force, 31st December, 1931.....	<u>1,326</u>	<u>\$4,504,010 00</u>

ELMA FARMERS' MUTUAL FIRE INSURANCE COMPANY

HEAD OFFICE, ATWOOD

Commenced Business 22nd March, 1884

OFFICERS AND DIRECTORS (1932)

Officers.—President, J. S. Cowan; Vice-President, S. J. Love; Secretary, J. R. Hammond, Atwood.

Directors.—J. S. Cowan, Atwood; S. J. Love, Atwood; Jas. Moffat, Monkton; Chas. M. Laidlaw, Atwood; J. K. Baker, Brussels; John Denstedt, Gad's Hill; I. D. Smith, Atwood; Alex. Ross, Britton; H. Richmond, Listowel.

Auditors.—Jno. F. Ballantyne, Atwood; Chester Little, Atwood.

Unassessed balance of Premium Notes, \$283,531.18

Statement for Year Ending 31st December, 1931**Assets**

Cash in Bank of Commerce, Atwood.....	\$61 01
" Bank of Commerce, Monkton, Ont.....	475 89
Amount of unpaid instalments, 1931.....	536 90
Total Assets.....	<u>\$2,023 01</u>

Liabilities

Amount of borrowed money.....	\$1,430 51
" unearned premiums carried out at 80 per cent.....	10,233 91
Total Liabilities.....	<u>\$11,664 42</u>

Total Resources

Total assets.....	\$2,023 01
Total liabilities.....	11,664 42
Deficiency of Assets under Liabilities.....	\$9,641 41
Amount of premium notes in force after deducting all payments thereon and assessments levied.....	283,531 18
Total Net Resources.....	<u>\$273,889 77</u>

Receipts

Cash at 31st December, 1930 (not extended), \$2,831.60.	
Cash received as instalments, 1931.....	\$24,098 68
" instalments, prior years.....	221 68
" interest.....	756 87
" borrowed money.....	2,930 51
" from investments (not extended), \$15,000.00.	
Total Receipts.....	<u>\$28,007 74</u>

Expenditure

Expenses of management:	
Commissions, \$668.00; investigation of claims, \$153.00; interest, \$24.55; license fee, \$75.00; Fire Marshal tax, \$73.70; travelling expenses, \$41.00; taxes, \$1.60; rent, \$14.00; salaries and fees, \$832.30; printing, postage, etc., \$136.70; other expenses, \$66.10.....	\$2,085 95
Miscellaneous payments:	
Amount paid for losses.....	41,520 18
" rebate.....	196 31
" accrued interest.....	1,500 00
Total Expenditure.....	<u>\$45,302 44</u>

Currency of Risks

Amount covered by Policies in force, 31st December, 1931	Three Years
Mutual.....	<u>\$8,434,400 00</u>

Movement in Risks

Mutual System	Number	Amount
Policies in force, 31st December, 1930.....	1,584	\$8,868,500 00
Policies new and renewed during 1931.....	669	3,790,800 00
Gross number and amount in force during 1931.....	2,253	\$12,659,300 00
Less expired and cancelled in 1931.....	741	4,224,900 00
Net risks in force, 31st December, 1931.....	<u>1,512</u>	<u>\$8,434,400 00</u>

ERAMOSA MUTUAL FIRE INSURANCE COMPANY

HEAD OFFICE, ROCKWOOD

Commenced Business 9th April, 1861

OFFICERS AND DIRECTORS (1932)

Officers.—President, Chas. Benham; Vice-President, John Grieve; Secretary, W. A. Dickieson, Rockwood.

Directors.—Chas. Benham, Rockwood; Jno. Grieve, Rockwood; Jas. R. Rutherford, Rockwood; Jno. McNabb, Rockwood; Wm. Wishart, Rockwood; John Hindley, Rockwood.

Auditors.—J. J. Aldous, Rockwood; W. H. Hortop, Everton.

Unassessed balance of Premium Notes, \$140,767.93

Statement for Year Ending 31st December, 1931

Assets

Cash value of debentures and Canada War Loan. (<i>See Schedule "C"</i>).....		\$12,000 00
Cash on hand.....	\$13 38	
Cash in Bank of Commerce, Guelph.....	237 02	
" Imperial Bank, Fergus.....	62 95	
" Royal Bank, Rockwood.....	27 52	
		340 87
Amount of unpaid instalments, 1931.....		893 30
Total Assets.....		<u>\$13,234 17</u>

Liabilities

Bank overdraft.....	\$2,700 00
Unearned cash payments carried out at 80 per cent.....	2,466 88
Total Liabilities.....	<u>\$5,166 88</u>

Total Resources		
Total assets.....		\$13,234 17
Total liabilities.....		5,166 88
Surplus of Assets over Liabilities.....		\$8,067 29
Amount of premium notes in force after deducting all payments thereon and assessments levied.....	\$140,767 93	
Less residue of premium notes given by the Company for reinsurance..	33,006 13	
Net premium note assets.....		107,761 80
Total Net Resources.....		<u>\$115,829 09</u>

Receipts

Cash balance at 31st December, 1930 (not extended), \$429.81.....	\$7,191 13
Cash received as instalments, 1931.....	784 11
" instalments of prior years.....	849 09
" interest.....	4,756 83
" reinsurance on losses.....	8,200 00
" borrowed money.....	2 00
" all other sources.....	2 00
Total Receipts.....	<u>\$21,783 16</u>

Expenditure

Expenses of management:		
Commissions, \$349.00; investigation of claims, \$32.00; interest, \$94.25; license fee, \$50.00; Fire Marshal tax, \$20.34; rent, \$12.00; salaries and fees, \$735.50; printing, postage, etc., \$80.02; other expenses, \$106.82.....	\$1,490 43	
Miscellaneous payments:		
Cash paid for losses.....	11,252 27	
" reinsurance.....	1,919 15	
" rebates.....	10 25	
" repayment of loans.....	7,200 00	
Total Expenditure.....	<u>\$21,872 10</u>	

Currency of Risks

Amount covered by Policies in force, 31st December, 1931	Three Years
Mutual.....	\$3,294,910 00
Less reinsurance.....	709,550 00
Net risks actually carried by Company, 31st December, 1931.....	<u>\$2,585,360 00</u>

Movement in Risks

	Number	Amount
Mutual System		
Policies in force, 31st December, 1930.....	1,293	\$3,782,200 00
Policies new and renewed during 1931.....	276	996,110 00
Gross number and amount in force during 1931.....	1,569	\$4,778,310 00
Less expired and cancelled in 1931.....	533	1,483,400 00
Net risks in force, 31st December, 1931.....	<u>1,036</u>	<u>\$3,294,910 00</u>

Schedule "C"

Bonds and Debentures Owned

	Par Value
Guelph & Ontario Investment & Savings Society, 4 $\frac{1}{4}$ %, 1933.....	\$4,000 00
Guelph & Ontario Investment & Savings Society, 5 %, 1932.....	5,000 00
Dominion of Canada Government War Bonds, 5 %, 1943.....	3,000 00
	<u>\$12,000 00</u>

ERIE FARMERS' MUTUAL FIRE INSURANCE COMPANY

HEAD OFFICE, SELKIRK

Commenced Business 2nd September, 1871

OFFICERS AND DIRECTORS (1932)

Officers.—President, Joshua Honsberger; Vice-President, C. J. Smelser; Secretary, A. E. Havill, South Cayuga.

Directors.—J. Honsberger, Dunnville; C. J. Smelser, Selkirk; Nicholas Kiefer, Fisherville; John H. Hartwick, Selkirk; A. Hicks, Dunnville; John Featherstone, Fisherville; G. A. Reicheld, South Cayuga; Jno. Pridmore, Dunnville; Chas. O. M. Schweyer, Fisherville; Walter Ebert, Cayuga; Harry Rittenhouse, Dunnville; Peter Lloyd, Selkirk.

Auditors.—Wm. G. Babion, Selkirk; Richard Sherk, South Cayuga.

Unassessed balance of Premium Notes, \$115,846.50

Statement for Year Ending 31st December, 1931

Assets

Bonds and Debentures. (See Schedule "C")		\$15,000 00
Cash on hand	\$30 97	
Cash in Bank of Commerce, Dunnville	228 32	
" Bank of Commerce, Cayuga	1,165 30	
" Bank of Commerce, Selkirk	669 80	
" Royal Bank, Fisherville	3,643 42	
" Royal Bank, Dunnville	1,253 70	
" Bank of Toronto, Dunnville	663 83	
		7,651 34
Agents' balances		145 40
Amount of unpaid instalments, 1931		374 45
Interest accrued		855 56
Total Assets		\$24,029 75

Liabilities

Amount of unearned premiums carried out at 80 per cent.	\$5,817 35
---	------------

Total Resources

Total assets	\$24,029 75
Total liabilities	5,817 35
Surplus of Assets over Liabilities	\$18,212 40
Amount of premium notes in force after deducting all payments thereon and assessments levied	\$115,846 50
Less residue of premium notes given by the Company for reinsurance	16,997 68
Net premium note assets	98,848 82
Total Net Resources	\$117,061 22

Receipts

Cash balance at 31st December, 1930 (not extended), \$6,084.46.	
Cash received as instalments, 1931	\$13,523 13
" from instalments of prior years	409 05
" for interest	855 56
" reinsurance on losses	1,677 50
Total Receipts	\$16,465 24

Expenditure

Expenses of management:	
Commissions, \$696.25; fuel and light, \$16.00; investigation of claims, \$36.00; license fees, \$50.00; Fire Marshal tax, \$41.45; salaries and fees, \$915.60; printing, postage, etc., \$202.17; other expenses, \$63.00	\$2,020 47
Miscellaneous payments:	
Amount paid for losses	10,838 84
" reinsurance	1,888 42
" rebate	147 63
Total Expenditure	\$14,895 36

Currency of Risks

Amount covered by Policies in force, 31st December, 1931		Three Years
Mutual	\$4,724,525 00	
Reinsurance	628,882 50	
Net Risks	\$4,095,642 50	

Movement in Risks

Mutual System	Number	Amount
Policies in force, 31st December, 1930	1,208	\$4,677,780 00
Policies new and renewed during 1931	600	2,358,675 00
Gross number and amount in force during 1931	1,808	\$7,036,455 00
Less expired and cancelled in 1931	568	2,311,930 00
Net risk in force, 31st December, 1931	1,240	\$4,724,525 00

Schedule "C"

Bonds and Debentures Owned

Province of Ontario, 5%, 1944	Par Value
Province of Ontario, 4½%, 1948	\$5,000 00
Huron & Erie Mortgage Corporation Debentures, 5%, 1935	5,000 00
	5,000 00
	\$15,000 00

FARMERS' CENTRAL MUTUAL FIRE INSURANCE COMPANY

HEAD OFFICE, WALKERTON

Commenced Business 31st March, 1894

OFFICERS AND DIRECTORS (1932)

Officers.—President, Moses Bilger; Vice-President, John Oswald; Secretary, B. W. Schumacher, Walkerton.

Directors.—Moses Bilger, Mildmay; Jno. Oswald, Chesley; Rudolph Siegner, Mildmay; J. T. Richardson, Paisley; Val. Fischer, Walkerton; Jas. Tolton, Walkerton.

Auditors.—Jas. T. Lamb, Walkerton; Thos. H. Jasper, Karlsruhe.

Unassessed balance of Premium Notes, \$1,372,274.41

Statement for Year Ending 31st December, 1931

Assets	
Book value of real estate.....	\$5,500 00
Mortgage loans and real estate.....	11,500 00
Bonds and debentures. (<i>See Schedule "C"</i>).....	66,233 20
Amount of agents' balances.....	13,041 56
" unpaid instalments, 1931.....	885 76
" reinsurance on losses.....	3,924 20
" interest accrued.....	1,367 93
Total Assets.....	\$102,452 65
Liabilities	
Amount of losses adjusted.....	\$18,988 42
" losses supposed.....	4,800 00
" unpaid loans.....	11,841 47
" unearned premiums carried out at 80 per cent.....	75,231 69
Total Liabilities.....	\$110,861 58
Total Resources	
Total assets.....	\$102,452 65
Total liabilities.....	110,861 58
Deficiency of Assets under Liabilities.....	\$8,408 93
Amount of premium notes in force after deducting all payments thereon and assessments levied.....	\$1,372,274 41
Less residue of premium notes given by the Company for reinsurance..	229,172 61
Net premium note assets.....	1,143,101 80
Total Net Resources.....	\$1,134,692 87
Receipts	
Cash balance at 31st December, 1930 (not extended), \$4,164.99.....	
Cash received as instalments and cash payments, 1931.....	\$161,812 18
" instalments of prior years.....	752 07
" interest.....	6,036 92
" borrowed money.....	11,841 47
" reinsurance on losses.....	61,751 68
" agents' balances.....	11,161 57
" from all other sources.....	2,246 98
" from investments (not extended), \$43,470.00.....	
Total Receipts.....	\$255,602 87
Expenditure	
Expenses of management:	
Commissions, \$6,922.50; law costs, \$133.80; fuel and light, \$127.85; investigation of claims, \$3,487.56; interest, \$157.38; license fee, \$300.00; Fire Marshal tax, \$504.27; travelling expenses, \$310.25; taxes, \$347.47; salaries and fees, \$7,430.72; printing, postage, etc., \$1,979.08; other expenses, \$78.72.....	\$21,779 60
Miscellaneous payments:	
Amount paid for losses.....	248,169 19
" reinsurance.....	28,790 55
" rebate.....	3,021 05
" all other expenditures.....	1,477 47
Total Expenditure.....	\$303,237 86

Currency of Risks

Amount covered by Policies in force, 31st December, 1931

	One Year	Two Years	Three Years	Total
Mutual.....	\$375,324 00	\$203,203 00	\$56,872,980 00	\$57,451,507 00
Less reinsurance.....			10,252,546 00	10,252,546 00
Net risks actually carried by Com- pany at 31st December, 1931....	<u>\$375,324 00</u>	<u>\$203,203 00</u>	<u>\$46,620,434 00</u>	<u>\$47,198,961 00</u>

Movement in Risks

Mutual System	Number	Amount
Policies in force, 31st December, 1930.....	16,728	\$55,626,451 00
Policies new and renewed during 1931.....	6,172	20,567,893 00
Gross number and amount in force during 1931.....	22,900	\$76,194,344 00
Less expired and cancelled in 1931.....	5,899	18,742,837 00
Net risks in force, 31st December, 1931.....	<u>17,001</u>	<u>\$57,451,507 00</u>

Schedule "C"

Bonds and Debentures Owned

	Par Value	Book Value
Province of Manitoba, 5 1/2 %, 1934.....	\$5,000 00	\$5,000 00
Province of Prince Edward Island, 4 %, 1939.....	5,000 00	3,720 50
Province of Alberta, 5 %, 1943.....	5,000 00	4,816 50
Province of British Columbia, 4 1/2 %, 1951.....	5,000 00	4,735 00
Province of British Columbia, 5 %, 1954.....	5,000 00	5,000 00
Province of Alberta, 5 %, 1943.....	3,000 00	3,037 50
Province of New Brunswick, 4 3/4 %, 1960.....	10,000 00	9,850 00
Township of York, 5 %, 1938.....	1,000 00	1,005 00
Township of York, 5 %, 1939.....	2,000 00	2,010 00
Township of York, 5 %, 1940.....	2,000 00	2,010 00
Township of Scarborough, 5 %, 1941.....	3,000 00	3,000 00
Township of Scarborough, 5 %, 1942.....	1,000 00	1,000 00
Township of Scarborough, 5 %, 1943.....	1,000 00	1,000 00
Township of Etobicoke, 5 %, 1938.....	1,000 00	1,005 00
Township of Etobicoke, 5 %, 1937.....	4,000 00	4,020 00
Township of Sandwich East, 5 1/4 %, 1932.....	1,000 00	1,002 20
Township of Sandwich East, 5 1/4 %, 1934.....	1,000 00	1,002 90
Township of Sandwich East, 5 1/4 %, 1947.....	3,000 00	3,018 60
City of Windsor, 5 %, 1934.....	5,000 00	5,000 00
City of Port Arthur, 5 %, 1945.....	5,000 00	5,000 00
	<u>\$68,000 00</u>	<u>\$66,233 20</u>

FARMERS' UNION MUTUAL FIRE INSURANCE COMPANY

HEAD OFFICE, LINDSAY

Commenced Business 3rd June, 1895

OFFICERS AND DIRECTORS (1932)

Officers.—President, Bruce McNiven; Vice-President, J. J. Robertson; Secretary-Treasurer, Pearl James, Lindsay.

Directors.—Bruce McNiven, J. J. Robertson, Dunsford; Maurice McMillan, Beaverton; Alex. Horn, Lindsay; Albert Davidson, Lindsay; W. Hoskins, Coboconk; F. G. Sandy, Omemee; Chas. Jenkins, Little Britain; F. A. Eason, Keene; R. S. McElwain, Gelert; Thos. Brown, Peterborough; Jasper Foreman, Kirkfield.

Auditors.—W. E. Agnew, Lindsay; H. J. Lytle, Lindsay.

Unassessed balance of Premium Notes, \$454,046.48

Statement for Year Ending 31st December, 1931

Assets

Bonds and debentures. (See Schedule "C").....	\$23,000 00
Cash value of mortgages, debentures, etc.....	9,075 00
Cash on hand at head office.....	3,509 44
Amount of agents' balances.....	90 28
" unpaid instalments due in 1931.....	8,878 30
" unpaid assessments, 1931.....	138,746 82
" interest accrued.....	1,026 92
" all other assets.....	60 12
Total Assets.....	<u>\$184,386 88</u>

Liabilities

Amount of borrowed money.....	\$15,530 88
“ unearned cash payments carried out at 80 per cent.....	100,954 93
“ all other liabilities.....	194 90
Total Liabilities.....	<u>\$116,680 71</u>

Total Resources

Total assets.....	\$184,386 88
Total liabilities.....	116,680 71
Surplus of Assets over Liabilities.....	\$67,706 17
Amount of premium notes in force after deducting all payments thereon and assessments levied.....	\$454,046 48
Less residue of premium notes given by the Company for reinsurance..	49,616 93
Net premium note assets.....	\$404,429 55
Total Net Resources.....	<u>\$472,135 72</u>

Receipts

Cash balance for 31st December, 1930 (not extended), \$4,543.32.....	\$2,225 00
Cash received as membership fees.....	76,963 03
“ instalments and cash payments, 1931.....	8,278 05
“ instalments due in prior years.....	18,898 00
“ special assessments.....	15,530 85
“ borrowed in 1931.....	2,984 63
“ interest.....	11,276 64
Cash received from reinsurance on losses.....	927 52
“ all other.....	
“ realization on investments (not extended), \$24,987.50.....	
Total Receipts.....	<u>\$131,552 87</u>

Expenditure

Expenses of management: Commissions, \$6,244.00; law costs, \$50.95; fuel and light, \$80.10; investigation of claims, \$878.00; license fee, \$150.00; Fire Marshal tax, \$306.12; travelling expenses, \$137.75; taxes, \$31.90; rent, \$360.00; salaries and fees, \$4,276.90; printing, postage, etc., \$1,843.17; other expenses, \$2,115.39.....	\$16,474 28
Miscellaneous payments: Amount paid for losses.....	133,147 53
“ reinsurance.....	4,673 35
“ rebates.....	3,374 23
“ all other expenditure.....	57 00
“ investments (not extended), \$5,000.00.....	
Total Expenditure.....	<u>\$157,726 39</u>

Currency of Risks

Amount covered by Policies in force, 31st December, 1931.....	Three Years
Mutual.....	\$29,072,385 00
Less reinsurance.....	1,834,122 00
Net risks carried.....	<u>\$27,238,263 00</u>

Movement in Risks

Mutual System	Number	Amount
Policies in force, 31st December, 1930.....	9,849	\$29,164,685 00
Policies new and renewed during 1931.....	3,145	8,634,471 00
Gross number and amount in force during 1931.....	12,994	\$37,799,156 00
Less expired and cancelled in 1931.....	3,134	8,726,771 00
Net risks in force, 31st December, 1931.....	<u>9,860</u>	<u>\$29,072,385 00</u>

Schedule "C"**Bonds and Debentures Owned**

Township of Mariposa School, 5%, 1948.....	Par Value
County of Victoria, 5%, 1951.....	\$5,000 00
Province of Ontario, 5%, 1959.....	3,000 00
City of Regina, 5%, 1950.....	5,000 00
	10,000 00
	<u>\$23,000 00</u>

FORMOSA MUTUAL FIRE INSURANCE COMPANY

HEAD OFFICE, FORMOSA

Commenced Business 22nd May, 1880

OFFICERS AND DIRECTORS (1932)

Officers.—President, Jno. F. Waechter; Vice-President, Thos. Inglis; Secretary-Treasurer, E. G. Kuntz, Formosa.

Directors.—Jno. F. Waechter, Walkerton; Thos. Inglis, Clifford; T. E. Rushton, Paisley; M. Filsinger, Mildmay; Anthony Lang, Chepstow; E. G. Kuntz, Formosa.

Auditors.—D. Borho, Formosa; A. G. McLennan, Walkerton.

Unassessed balance of Premium Notes, \$352,356.13

Statement for Year Ending 31st December, 1931

Assets

Bonds and debentures.....		\$17,000 00
Mortgage loans and real estate.....		5,800 00
Amount of deposit, Montreal Bank, Formosa.....	\$1,334 96	
" Royal Bank, Cargill.....	890 41	
		2,225 37
Amount unpaid, instalments, 1931.....		1,478 15
Total Assets.....		<u>\$26,503 52</u>

Liabilities

Amount of unearned cash payments carried out at 80 per cent.....		\$18,854 67
--	--	-------------

Total Resources

Total assets.....		\$26,503 52
Total liabilities.....		18,854 67
Surplus of assets over liabilities.....		\$7,648 85
Amount of premium notes in force after deducting all payments thereon and assessments levied.....	\$352,356 13	
Less residue of premium notes given by the Company for reinsurance..	39,840 02	
Net premium note assets.....		312,516 11
Total Net Resources.....		<u>\$320,164 96</u>

Receipts

Cash balance at 31st December, 1930 (not extended), \$24,114.76.		
Cash received as instalments and cash payments, 1931.....		\$39,128 26
" instalments of prior years.....		999 80
" interest.....		1,768 41
" reinsurance on losses.....		14,664 13
" all other sources.....		196 99
Total Receipts.....		<u>\$56,757 59</u>

Expenditure

Expenses of management:		
Commissions, \$2,207.04; investigation of claims, \$583.05; license fee, \$100.00; Fire Marshal tax, \$107.78; travelling expenses, \$127.30; taxes, \$11.00; rent, \$63.00; salaries and fees, \$1,889.60; printing, postage, etc., \$447.06; other expenses, \$78.97.....		\$5,614 82
Miscellaneous payments:		
Amount paid for losses.....		60,814 05
" reinsurance.....		8,719 55
" rebate.....		498 56
" investments (not extended), \$3,000.00.		
Total Expenditure.....		<u>\$75,646 98</u>

Currency of Risks

Amount covered by Policies in force, 31st December, 1931

Mutual.....		Three Years \$14,594,143 00
Reinsurance.....		2,152,073 00
Net risks carried.....		<u>\$12,442,070 00</u>

Mutual System		Movement in Risks	
	Number	Amount	
Policies in force, 31st December, 1930.....	4,692	\$14,400,927 00	
Policies new and renewed during 1931.....	1,621	5,013,014 00	
Gross number and amount in force, 1931.....	6,313	\$19,413,941 00	
Less expired and cancelled during 1931.....	1,537	4,819,798 00	
Net risks in force, December, 1931.....	4,776	\$14,594,143 00	

Schedule "C"

Bonds and Debentures Owned		Par Value
Township of East Sandwich, 5 $\frac{1}{4}$ %, 1946.....		\$4,000 00
Town of Ford City, 6 %, 1935.....		3,000 00
Town of New Toronto, 5 %, 1945.....		2,000 00
Huron & Erie Debenture, 5 %, 1936.....		3,000 00
Dominion of Canada Conversion Loan, 4 $\frac{1}{2}$ %, 1959.....		5,000 00
		<u>\$17,000 00</u>

GERMANIA FARMERS' MUTUAL FIRE INSURANCE COMPANY

Commenced Business 16th March, 1878

OFFICERS AND DIRECTORS (1932)

Officers.—President, Andrew Schenk; Vice-President, M. E. Murray; Secretary, R. H. Fortune, Ayton.

Directors.—Andrew Schenk, Ayton; M. E. Murray, Neustadt; John Ghent, Mount Forest; H. M. Fortune, Chesley; C. J. Dickson, Mildmay; Adam Ries, Clifford; G. H. Dickson, Drew Station; Richard Cronin, Corbetton; Henry Klages, Chesley; Conrad Schenk, Holstein; F. S. Schaus, Ayton; H. W. Hunt, Hanover.

Auditors.—W. J. Forbes, Ayton; Edward Pletsch, Ayton.

Unassessed balance of Premium Notes, \$265,485.99

Statement for Year Ending 31st December, 1931

Assets

Book value of Trust and Guarantee Co. Investment Department.....	\$10,000 00
Cash in Royal Bank, Ayton.....	5,733 68
Amount of unpaid instalments, 1931.....	3,404 19
" unpaid instalments prior to 1931 (not extended), \$763.92.....	
" unpaid assessments, 1931.....	2,321 91
Total Assets.....	<u>\$21,459 78</u>

Liabilities

Amount of losses adjusted.....	\$1,288 00
Unearned cash payments.....	10,042 00
Total Liabilities.....	<u>\$11,330 00</u>

Total Resources

Total assets.....	\$21,459 78
Total liabilities.....	11,330 00
Surplus of Assets over Liabilities.....	\$10,129 78
Amount of premium notes in force after deducting all payments thereon and assessments levied.....	\$265,485 99
Less residue of premium notes given by the Company for reinsurance..	63,953 85
Net premium note assets.....	201,532 14
Total Net Resources.....	<u>\$211,661 92</u>

Receipts

Cash balance at 31st December, 1930 (not extended), \$4,375.04.	
Cash received as instalments and cash payments, 1931.....	\$27,973 12
" instalments due in prior years.....	811 36
" special assessments.....	34,176 15
" from reinsurance on losses.....	4,153 75
" interest.....	479 23
" all other sources.....	315 37
Total Receipts.....	<u>\$67,908 98</u>

Expenditure

Expenses of management:		
Commissions, \$1,104.00; law costs, \$70.46; investigation of claims, \$337.45; interest, \$33.00; license fee, \$100.00; Fire Marshal tax, \$89.26; travelling expenses, \$95.00; salaries and fees, \$1,815.45; printing, postage, etc., \$1,497.89; other expenses, \$91.68.....		\$4,234 19
Miscellaneous payments:		
Amount paid for losses.....		36,156 22
" reinsurance.....		15,564 44
" rebate.....		595 49
" purchase of investments (not extended), \$10,000.00.....		
Total Expenditure.....		<u>\$56,550 34</u>

Currency of Risks

Amount covered by Policies in force, 31st December, 1931

		Three Years
Mutual.....		\$11,192,493 50
Reinsurance.....		2,904,752 00
Net risks.....		<u>\$8,287,741 50</u>

Movement in Risks

	Mutual System	Number	Amount
Policies in force, 31st December, 1930.....		3,749	\$12,260,106 00
Policies new and renewed during 1931.....		1,104	3,831,335 50
Gross number and amount in force during 1931.....		4,853	\$16,091,441 50
Less expired and cancelled in 1931.....		1,535	4,898,948 00
Net risks in force, 31st December, 1931.....		3,318	<u>\$11,192,493 50</u>

GLENGARRY FARMERS' MUTUAL FIRE INSURANCE COMPANY

HEAD OFFICE, ALEXANDRIA

Commenced Business 7th May, 1895

OFFICERS AND DIRECTORS (1932)

Officers.—President, E. J. MacDonald; Vice-President, A. A. McDonald; Secretary, V. G. Chisholm, Alexandria, Ont.

Directors.—D. A. Ross, Martintown; E. J. MacDonald, Alexandria; W. J. McGregor, North Lancaster; Wm. Irvine, Dalkeith; D. A. McDonell, Green Valley; A. A. McDonald, Greenfield.

Auditors.—J. A. McDonell, Alexandria; Angus Kennedy, Alexandria.

Unassessed balance of Premium Notes, \$231,212.67

Statement for Year Ending 31st December, 1931

Assets		
Cash on hand, head office.....		\$91 66
Cash in Royal Bank, Alexandria.....		3 45
" Bank of Nova Scotia, Alexandria.....		43 30
" Bank Canadian National, Alexandria.....		7 72
" Bank of Montreal, Lancaster.....		3 07
" Bank of Nova Scotia, Martintown.....		10 60
		<u>\$159 80</u>
Reinsurance on losses.....		700 00
Total Assets.....		<u>\$859 80</u>
Liabilities		
Amount of losses adjusted.....		\$3,600 00
Unearned cash payments carried out at 80 per cent.....		38,068 84
Total Liabilities.....		<u>\$41,668 84</u>
Total Resources		
Total assets.....		\$859 80
Total liabilities.....		41,668 84
Deficiency of Assets under Liabilities.....		\$40,809 04
Amount of premium notes in force after deducting all payments thereon and assessments levied.....	\$231,212 67	
Less residue of premium notes given by the Company for reinsurance.....	17,776 45	
Net premium note assets.....		213,436 22
Total Net Resources.....		<u>\$172,627 18</u>

Receipts

Cash balance at 31st December, 1930 (not extended), \$18,221.19.	
Cash received as instalments and cash payments, 1931.....	\$35,135 80
" for interest.....	787 57
" reinsurance on losses.....	8,342 80
" from investments (not extended), \$7,336.76.	
Total Receipts.....	\$44,266 17

Expenditure

Expenses of management:	
Commissions, \$2,108.14; law costs, \$36.00; investigation of claims, \$599.50; license fee, \$100.00; Fire Marshal tax, \$110.06; rent, \$10.00; salaries and fees, \$1,375.20; printing, postage, etc., \$293.56; other expenses, \$877.95...	\$5,510 41
Miscellaneous payments:	
Cash paid for losses which occurred during 1931.....	57,233 15
" reinsurance.....	6,096 70
" rebates.....	824 06
Total Expenditure.....	\$69,664 32

Currency of Risks

Amount covered by Policies in force, 31st December, 1931

Mutual.....	Three Years
Less reinsurance (mutual plan).....	\$11,056,000 00
	996,400 00
Net risks actually carried at 31st December, 1931.....	\$10,059,600 00

Movement in Risks

	Number	Amount
Mutual System		
Policies in force, 31st December, 1930.....	4,731	\$11,506,650 00
Policies new and renewed during 1931.....	1,411	3,514,650 00
Gross number and amount in force during 1931.....	6,142	\$15,021,300 00
Less expired and cancelled in 1931.....	1,680	3,965,300 00
Net risks in force, 31st December, 1931.....	4,462	\$11,056,000 00

GRAND RIVER FARMERS' MUTUAL FIRE INSURANCE COMPANY

HEAD OFFICE, YORK

Commenced Business 15th April, 1875

OFFICERS AND DIRECTORS (1932)

Officers.—President, R. H. Allan; Vice-President, R. D. Kerr; Secretary, J. E. Stubbs, Caledonia.

Directors.—R. H. Allen, Caledonia; R. E. Kerr, York; J. G. Lindsay, Caledonia; Jno. Bell, Glanford; W. Teasdale, Cayuga; Wm. Bell, Canfield.

Auditors.—Arnold Bell, Glanford; S. McBlain, Caledonia.

Unassessed balance of Premium Notes, \$108,035.71

Statement for Year Ending 31st December, 1931**Assets**

Book value of Huron & Erie Debenture.....	\$2,000 00
Amount unpaid on instalments, 1931.....	877 72
Total Assets.....	\$2,877 72

Liabilities

Amount of unpaid loans from banks.....	\$2,118 15
Unearned cash payments carried out at 80 per cent.....	7,250 08
Total Liabilities.....	\$9,368 23

Total Resources

Total assets.....	\$2,877 72
Total liabilities.....	9,368 23
Deficiency of Assets under Liabilities.....	\$6,490 51
Amount of premium notes in force after deducting all payments thereon and assessments levied.....	\$108,035 71
Less residue of premium notes given by the Company for reinsurance..	5,269 00
Net premium note assets.....	102,766 71
Total Net Resources.....	<u>\$96,276 20</u>

Receipts

Cash balance at 31st December, 1930 (not extended), \$82.79.	
Cash received as instalments and cash payments, 1931.....	\$11,805 84
" instalments of prior years.....	536 85
" interest.....	266 29
" borrowed.....	2 118 15
" reinsurance on losses.....	2,734 89
" all other.....	77 55
Cash received from realization of investments (not entended) \$3,001.19.	
Total Receipts.....	<u>\$17,539 57</u>

Expenditure

Expenses of management:	
Commissions, \$704.00; investigation of claims, \$20.00; license fee, \$50.00; Fire Marshal tax, \$39.15; travelling expenses, \$20.00; rent, \$14.00; salaries and fees, \$1,514.50; printing, postage, etc., \$206.65; other expenses, \$306.08...	\$2,874 18
Miscellaneous payments:	
Amount paid for losses.....	21,875 68
" reinsurance.....	320 00
" rebate.....	126 90
" all other.....	1,405 51
Total Expenditure.....	<u>\$27,102 27</u>

Currency of Risks

Amount covered by Policies in force, 31st December, 1931

Mutual.....	Three Years \$4,699,580 00
Less reinsurance.....	239,500 00
Net risks actually carried by Company, 31st December, 1931.....	<u>\$4,460,080 00</u>

Movement in Risks

Mutual System	Number	Amount
Policies in force, 31st December, 1930.....	1,208	\$4,755,305 00
Policies new and renewed during 1931.....	381	1,464,725 00
Gross number and amount in force during 1931.....	1,589	\$6,220,030 00
Less expired and cancelled in 1931.....	405	1,520,450 00
Net risks in force, 31st December, 1931.....	<u>1,184</u>	<u>\$4,699,580 00</u>

GRENVILLE PATRON MUTUAL FIRE INSURANCE COMPANY

HEAD OFFICE, SPENCERVILLE

Commenced Business 29th June, 1892

OFFICERS AND DIRECTORS (1932)

Officers.—President, Robt. Mulholland; Vice-President, Jno. F. Black; Manager, Herbert Adams, Ventnor; Secretary, W. M. Snyder, Spencerville.

Directors.—Robt. Mulholland, South Mountain; John F. Black, Kemptville; George Robinson, Prescott; Herbert Adams, Ventnor; Herb. S. Bennett, Algonquin; E. D. Perrin, Prescott; Geo. Ferguson, Oxford Station; R. W. Kingston, Spencerville; Thos. Johnston, Brinston.

Auditors.—Almon Small, Spencerville; W. K. Whitley, Spencerville.

Unassessed balance of Premium Notes, \$280,064.12

Statement for Year Ending 31st December, 1931

Assets	
Mortgage loans and real estate.....	\$14,075 00
Book value of real estate.....	1,832 80
Loan Company's debentures. (See Schedule "C").....	12,365 17
Cash on hand at head office.....	\$15,561 97
Cash in Royal Bank, Spencerville.....	4,960 83
	20,522 80
Amount of unpaid instalments, 1931.....	1,652 98
" unpaid instalments (not extended), \$444.63.....	
" unpaid assessments, 1931.....	17,120 30
" all other assets.....	76 80
Office furniture and safe (not extended), \$340.00.....	
Total Assets.....	\$67,645 85

Liabilities

Amount of losses adjusted.....	\$13,964 42
" losses supposed.....	4,468 67
" unearned premiums carried out at 80 per cent.....	36,286 36
Total Liabilities.....	\$54,719 45

Total Resources

Total assets.....	\$67,645 85
Total liabilities.....	54,719 45
Surplus of Assets over Liabilities.....	\$12,926 40
Amount of premium notes in force after deducting all payments thereon and assessments levied.....	280,064 12
Total Net Resources.....	\$292,990 52

Receipts

Cash balance at 31st December, 1930 (not extended), \$18,266.58.....	
Cash received as instalments and cash payments, 1931.....	\$48,964 44
" instalments of prior years.....	381 79
" special assessments.....	27,021 44
" assessments of prior years.....	102 37
" interest.....	2,230 05
" from all other.....	7 00
" investments (not extended), \$15,996.57.....	
Total Receipts.....	\$78,707 09

Expenditure

Expenses of management:	
Commissions, \$2,930.08; fuel and light, \$11.50; investigation of claims, \$757.90; license fee, \$100.00; Fire Marshal tax, \$170.18; taxes, \$29.70; rent, \$21.00; salaries and fees, \$2,571.50; printing, postage, etc., \$852.18; other expenses, \$73.38.....	\$7,517 42
Miscellaneous payments:	
Cash paid for losses which occurred during 1931.....	\$4,341 82
" rebate.....	588 20
Total Expenditure.....	\$92,447 44

Currency of Risks

Amount covered by Policies in force, 31st December, 1931	Three Years
Mutual.....	\$14,817,579 00

Movement in Risks

Mutual System	Number	Amount
Policies in force, 31st December, 1930.....	4,358	\$14,073,164 00
Policies new and renewed during 1931.....	1,567	4,950,975 00
Gross number and amount in force during 1931.....	5,925	\$19,024,139 00
Less expired and cancelled in 1931.....	1,378	4,206,560 00
Net risks in force, 31st December, 1931.....	4,547	\$14,817,579 00

Schedule "C"

Bonds and Debentures Owned

C2 Winchester Public School Debentures, 3 to 16, 5%, 1931-43.....	Par Value
Standard Reliance Assets.....	\$8,187 35
	4,177 82
	\$12,365 17

GREY AND BRUCE MUTUAL FIRE INSURANCE COMPANY

HEAD OFFICE, HANOVER

Commenced Business 6th July, 1878

OFFICERS AND DIRECTORS (1932)

Officers.—President, D. McKinnon; Vice-President, A. McArthur; Secretary, Wm. Ruttle, Hanover, Ont.

Directors.—Dougald McKinnon, Chesley; A. McArthur, Priceville; Wm. Glauser, Hanover; Angus McArthur, Priceville; J. Cooper, Hanover; Conrad Hill, Mildmay; Neil McLeod, Proton Station; Hugh McLean, Durham; J. Brodie, Markdale; Herb. Brigham, Hanover; Gilbert Gillies, Cedarvale; D. McQueen, Mount Forest; Henry Logie, Walkerton; D. J. McDonald, Elmwood; Robert Parslow, Priceville.

Auditors.—W. J. Ford, Neustadt; Duncan McLean, Durham.

Unassessed balance of Premium Notes, \$213,866.70

Statement for Year Ending 31st December, 1931

Assets	
Book value of real estate.....	\$2,000 00
Bonds. (<i>See Schedule "C"</i>)—(market value).....	7,510 00
Cash in Bank of Montreal, Hanover.....	391 90
Amount of unpaid instalments, 1931.....	1,607 74
" due for reinsurance on losses.....	2,463 24
" of interest due and accrued.....	50 05
Total Assets.....	<u>\$14,022 93</u>
Liabilities	
Amount of losses adjusted.....	\$3,952 85
" unearned premiums.....	8,582 04
" debentures, promissory notes, etc.....	5,000 00
" borrowed money.....	8,000 00
" all other.....	1,699 50
Total Liabilities.....	<u>\$27,234 39</u>
Total Resources	
Total assets.....	\$14,022 93
Total liabilities.....	27,234 39
Deficiency of Assets under Liabilities.....	<u>\$13,211 46</u>
Amount of premium notes in force after deducting all payments thereon and assessments levied.....	\$213,866 70
Less residue of premium notes given by the Company for reinsurance..	32,471 61
Net premium note assets.....	<u>181,395 09</u>
Total Net Resources.....	<u>\$168,183 63</u>
Receipts	
Agents' fees.....	\$639 36
Cash received as instalments and cash payments, 1931.....	22,234 73
" instalments due in prior years.....	865 85
" reinsurance on losses.....	3,994 31
" interest.....	399 98
" borrowed.....	13,000 00
" all other.....	11 96
Total Receipts.....	<u>\$41,146 19</u>
Expenditure	
Expenses of management:	
Commissions, \$1,632.61; Division Court costs, \$16.17; fuel and light, \$105.15; investigation of claims, \$202.95; license fee, \$75.00; Fire Marshal tax, \$67.83; travelling expenses, \$171.00; taxes, \$125.52; salaries and fees, \$1,816.70; printing, postage, etc., \$606.47; other expenses, \$67.37.....	\$4,886 57
Miscellaneous payments:	
Cash paid for losses which occurred prior to 1931.....	24,953 61
" reinsurance.....	3,660 75
" rebate.....	479 21
" repayment of loans.....	6,774 15
Total Expenditure.....	<u>\$40,754 29</u>

Currency of Risks

Amount covered by Policies in force, 31st December, 1931		Three Years
Mutual.....		\$8,773,766 00
Reinsurance.....		1,512,742 00
Net risks, 31st December, 1931.....		<u>\$7,261,024 00</u>

Movement in Risks

Mutual System	Number	Amount
Policies in force, 31st December, 1930.....	3,369	\$8,934,970 00
Policies new and renewed during 1931.....	1,138	2,998,366 00
Gross number and amount in force during 1931.....	4,507	\$11,933,336 00
Less expired and cancelled in 1931.....	1,172	3,159,570 00
Net risks in force, 31st December, 1931.....	<u>3,325</u>	<u>\$8,773,766 00</u>

Schedule "C"

Bonds and Debentures Owned

	Par Value	Book Value	Market Value
Province of Ontario, 6%, 1936.....	\$3,000 00	\$3,208 77	\$3,060 00
Canadian Northern Stock, 4%, 1964.....	5,499 33	4,969 56	4,450 00
	<u>\$8,499 33</u>	<u>\$8,178 33</u>	<u>\$7,510 00</u>

GUELPH TOWNSHIP MUTUAL FIRE INSURANCE COMPANY

HEAD OFFICE, GUELPH TOWNSHIP, LOT 27, CON. 1, DIV. A.

Commenced Business 16th February, 1860

OFFICERS AND DIRECTORS (1932)

Officers.—President, Robt. Amos; Vice-President, J. P. Henderson; Secretary-Treasurer, Geo. McIntosh, Guelph.

Directors.—Robt. Amos, Guelph; J. P. Henderson, Guelph; D. Small, Guelph; J. Bowman, Guelph; N. G. Sinclair, Guelph; W. W. Buchanan, Guelph; C. C. Rudd, Guelph; Archie Cleghorn, Guelph; Robert Dawson, Guelph.

Auditors.—W. Laidlaw, Guelph; Wm. Whitelaw, Guelph.

Unassessed balance of Premium Notes, \$55,536.68

Statement for Year Ending 31st December, 1931

Assets

Dominion of Canada Bond.....		\$5,000 00
Cash on hand at head office.....	\$31 00	
Amount of cash in Bank of Commerce at Guelph.....	624 96	
		655 96
Amount unpaid of instalments, 1931.....		352 00
Interest due and accrued.....		75 00
Total Assets.....		<u>\$6,082 96</u>

Liabilities

Amount of unearned premiums carried out at 80 per cent.....	\$1,136 34
---	------------

Total Resources

Total assets.....	\$6,082 96
Total liabilities.....	1,136 34
Surplus of Assets over Liabilities.....	\$4,946 62
Amount of premium notes in force after deducting all payments thereon and assessments levied.....	\$58,526 68
Less residue of premium notes given by the Company for reinsurance.....	4,479 30
Net premium note assets.....	51,057 38
Total Net Resources.....	<u>\$56,004 00</u>

Receipts

Cash balance at 31st December, 1930 (not extended), \$6,143.36.	
Cash received as instalments, 1931.....	\$2,736 62
" instalments of prior years.....	296 00
" interest.....	211 28
Total Receipts.....	<u>\$3,243 90</u>

Expenditure

Expenses of management:	
License fee, \$50.00; Fire Marshal tax, \$8.89; travelling expenses, \$29.00;	
salaries and fees, \$329.00; printing, postage, etc., \$56.31; other expenses,	
\$21.00.....	\$494 20
Miscellaneous payments:	
Cash paid for losses which occurred during 1931.....	2,854 33
" reinsurance.....	247 75
" rebate.....	30 80
" investments (not extended), \$5,104.22.....	
Total Expenditure.....	<u>\$3,627 08</u>

Currency of Risks

Amount covered by Policies in force, 31st December, 1931

Mutual.....	\$1,130,325 00	Three Years
Reinsurance.....		87,500 00
Net risks, 31st December, 1931.....	<u>\$1,042,825 00</u>	

Movement in Risks

Mutual System	Number	Amount
Policies in force, 31st December, 1930.....	359	\$1,015,750 00
Policies new and renewed during 1931.....	139	392,575 00
Gross number and amount in force during 1931.....	498	\$1,498,325 00
Less expired and cancelled in 1931.....	142	368,000 00
Net risks in force, 31st December, 1931.....	<u>356</u>	<u>\$1,130,325 00</u>

Schedule "C"

Bonds and Debentures Owned

Dominion of Canada Bond, 4½%, 1940.....	Par Value
	<u>\$5,000 00</u>

HALTON UNION FARMERS' MUTUAL FIRE INSURANCE COMPANY

HEAD OFFICE, ACTON

Commenced Business 2nd April, 1890

OFFICERS AND DIRECTORS (1932)

Officers.—President, C. E. Wood; Vice-President, T. L. Leslie; Secretary-Treasurer, Thos. Moore, Campbellville.

Directors.—C. E. Wood, Freeman; T. L. Leslie, Georgetown; John Wilson, Erin; A. W. Lasby, Acton; Jas. Kirkwood, Acton; Wm. Hume, Milton; N. F. Lindsay, Acton; Duncan Campbell, Moffat; C. H. Turner, Milton.

Auditors.—W. J. Akins, Acton; A. L. MacNabb, Milton.

Unassessed balance of Premium Notes, \$371,646.45

Statement for Year Ending 31st December, 1931**Assets**

Cash value of mortgages.....	\$20,500 00
Bonds. (See Schedule "C").....	30,000 00
Cash on hand.....	\$772 67
Cash in Royal Bank, Guelph.....	400 49
" Bank of Nova Scotia, Acton.....	437 29
" Bank of Nova Scotia, Campbellville.....	6,748 54
Reinsurance on losses.....	8,358 99
Interest due.....	1,200 00
Office furniture and sale (not extended), \$275.00.....	1,960 25
Total Assets.....	<u>\$62,019 24</u>

Liabilities	
Amount unearned premiums carried out at 80 per cent.	<u>\$30,924 02</u>
Total Resources	
Total assets.....	\$62,019 24
Total liabilities.....	<u>30,924 02</u>
Surplus of Assets over Liabilities.....	\$31,095 22
Amount of premium notes in force after deducting all payments thereon and assessments levied.....	\$371,646 45
Less residue of premium notes given by the Company for reinsurance..	50,448 95
Net premium note assets.....	321,197 50
Total Net Resources.....	<u>\$352,292 72</u>

Receipts	
Cash balance at 31st December, 1930 (not extended), \$23,570.25.....	\$30,718 90
Cash received as instalments and cash payments, 1931.....	1,060 00
" agents' fees.....	2,928 27
" interest.....	7,379 95
" reinsurance on losses.....	75 80
" all other sources.....	<u>42,162 92</u>
Total Receipts.....	<u>\$42,162 92</u>

Expenditure	
Expenses of management:	
Commissions, \$2,109.00; law costs, \$9.40; investigation of claims, \$204.20; license fee, \$100.00; Fire Marshal tax, \$80.94; travelling expenses, \$25.00; rent, \$25.00; salaries and fees, \$2,675.00; printing, postage, etc., \$441.33; other expenses, \$199.85.....	\$5,869 92
Miscellaneous payments:	45,305 24
Amount paid for losses.....	5,534 65
" reinsurance.....	664 37
" rebate.....	<u>57,374 18</u>
Total Expenditure.....	<u>\$57,374 18</u>

Currency of Risks	
Amount covered by Policies in force, 31st December, 1931	Three Years
Mutual.....	\$13,534,080 00
Less reinsurance.....	<u>1,611,605 00</u>
Net risks actually carried at 31st December, 1931.....	<u>\$11,922,475 00</u>

Movement in Risks		
Mutual System	Number	Amount
Policies in force, 31st December, 1930.....	3,330	\$13,349,945 00
Policies new and renewed during 1931.....	<u>1,136</u>	<u>4,547,520 00</u>
Gross number and amount in force during 1931.....	4,466	\$17,897,465 00
Less expired and cancelled in 1931.....	<u>1,127</u>	<u>4,363,385 00</u>
Net risks in force, 31st December, 1931.....	<u>3,339</u>	<u>\$13,534,080 00</u>

Schedule "C"

Bonds and Debentures Owned	
	Par Value
Guelph & Ontario Investment & Savings Society, 5%, 1934.....	\$10,000 00
Canadian National Railways Board, 5%, 1969.....	<u>20,000 00</u>
	<u>\$30,000 00</u>

HAMILTON TOWNSHIP MUTUAL FIRE INSURANCE COMPANY

HEAD OFFICE, COLD SPRINGS
Commenced Business 1st July, 1898

OFFICERS AND DIRECTORS (1932)

Officers.—President, E. H. Martyn; Vice-President, W. R. Coyle; Secretary-Treasurer, W. A. Hoskin, Cobourg.

Directors.—E. H. Martyn, Port Hope; W. R. Coyle, Roseneath; James Thompson, Cobourg; Ben Stewart, Baltimore; Alf. Eagleson, Cold Springs; W. W. Brown, Millbrook.

Auditors.—J. H. Davidson, Camborne; Jas. McCullough, Cobourg.

Unassessed balance of Premium Notes, \$168,093.68

Statement for Year Ending 31st December, 1931

Assets		
Bonds and debentures. (See Schedule "C")		\$31,964 80
Cash on hand at head office	\$206 74	
Cash in Bank of Nova Scotia, Cobourg	2,361 52	
" Bank of Toronto, Cobourg	3,495 93	
Amount of agents' balances		6,064 19
Interest		667 00
		322 00
Total Assets		\$39,017 99
Liabilities		
Amount of unearned cash payments		\$20,530 39
" all other liabilities		178 00
Total Liabilities		\$20,708 39
Total Resources		
Total assets		\$39,017 99
Total liabilities		20,708 39
Surplus of Assets over Liabilities		\$18,309 60
Amount of premium notes in force after deducting all payments thereon and assessments levied	\$168,093 68	
Less residue of premium notes given by the Company for reinsurance	11,644 72	
Net premium note assets		156,448 96
Total Net Resources		\$174,758 56

Receipts

Cash balance at 31st December, 1930 (not extended), \$4,118.51.		
Cash received as instalments and cash payments of 1931	\$15,678 16	
" instalments of prior years	955 86	
" interest	1,462 14	
" reinsurance on losses	1,150 50	
" all other	38 91	
Total Receipts		\$19,285 57

Expenditure

Expenses of management:		
Commissions, \$1,166.00; investigation of claims, \$115.05; license fee, \$75.00; Fire Marshal tax, \$55.91; travelling expenses, \$193.60; rent, \$20.00; salaries and fees, \$1,466.80; printing, postage, etc., \$185.46; other expenses, \$33.03		\$3,320 85
Miscellaneous payments:		
Cash paid for losses	6,959 71	
" reinsurance	1,155 08	
" rebate	941 44	
" accrued interest	7 81	
Total Expenditure		\$12,384 89

Currency of Risks

Amount covered by Policies in force, 31st December, 1931		Three Years
Mutual	\$6,603,244 00	
Reinsurance	527,171 00	
Net risks at 31st December, 1931		\$6,076,073 00

Movement in Risks

Mutual System	Number	Amount
Policies in force, 31st December, 1930	2,369	\$6,113,927 00
Policies new and renewed during 1931	798	2,070,702 00
Gross number and amount in force during 1931	3,167	\$8,184,629 00
Less expired and cancelled in 1931	560	1,581,385 00
Net risks in force, 31st December, 1931		\$6,603,244 00

Schedule "C"

Bond and Loan Debentures Owned

	Par Value
Midland Loan, 5% and 4 $\frac{3}{4}$ %, 1932 to 1935	\$15,000 00
Dominion of Canada, 5 $\frac{1}{2}$ %, 1932	2,000 00
Dominion of Canada, 5 $\frac{1}{2}$ %, 1934	3,000 00
Grand Trunk Pacific, 4% (£500), 1939	1,964 80
City of Windsor, 5%, 1935	5,000 00
Dominion of Canada Service Loan, 5%, 1936-1941	5,000 00
	\$31,964 80

HAY TOWNSHIP FARMERS' MUTUAL FIRE INSURANCE COMPANY

HEAD OFFICE, ZURICH

Commenced Business 3rd February, 1875

OFFICERS AND DIRECTORS (1932)

Officers.—President, John Armstrong; Vice-President, Reinhold Miller, Secretary-Treasurer, Henry Eilber, Crediton.

Directors.—John Armstrong, Zurich; Reinhold Miller, Dashwood; Wm. Switzer, Dashwood; Wm. Condit, Hensall; Oscar Klopp, Zurich; G. Graham, Brucefield; Jno. P. Rau, Zurich; Stephen Webb, Grand Bend.

Auditors.—Andrew F. Hess, Zurich; Arthur Weber, Dashwood.

Unassessed balance of Premium Notes, \$202,073.35

Statement for Year Ending 31st December, 1931

Assets

Bonds, debentures, etc. (<i>See Schedule "C"</i>).....		\$27,802 44
Cash on deposit, Bank of Commerce, Crediton.....	\$6,566 29	
" Bank of Montreal, Exeter.....	798 29	
" Bank of Montreal, Zurich.....	<u>2,365 30</u>	
		9,729 88
Amount of unpaid instalments levied during 1931.....		366 70
" interest due and accrued.....		<u>258 88</u>
Total Assets.....		<u>\$38,157 90</u>

Liabilities

Amount of unearned premiums carried out at 80 per cent.....	<u>\$6,255 61</u>
---	-------------------

Total Resources

Total assets.....	\$38,157 90
Total liabilities.....	<u>6,255 61</u>
Surplus of Assets over Liabilities.....	\$31,902 29
Amount of premium notes in force after deducting all payments thereon and assessments levied.....	<u>202,073 35</u>
Total Net Resources.....	<u>\$233,975 64</u>

Receipts

Cash balance at 31st December, 1930 (not extended), \$11,363.88.....		
Cash received as instalments due in 1931.....	\$15,154 25	
" instalments due in prior years.....	391 25	
" interest.....	1,628 98	
" from all other.....	<u>9 10</u>	
" investments (not extended), \$37.49.....		
Total Receipts.....		<u>\$17,183 58</u>

Expenditure

Expenses of management:		
Commissions, \$823.40; investigation of claims, \$139.00; license fee, \$75.00; Fire Marshal tax, \$52.59; rent, \$47.00; salaries and fees, \$1,105.50; printing, postage, etc., \$541.90; other expenses, \$42.36.....		\$2,826 75
Miscellaneous payments:		
Cash paid for losses.....		13,101 97
" rebate.....		14 85
" investments (not extended), \$2,911.50.....		
Total Expenditure.....		<u>\$15,943 57</u>

Currency of Risks

Amount covered by Policies in force, 31st December, 1931

Mutual.....	<u>\$7,842,120 00</u>
-------------	-----------------------

Movement in Risks

Mutual System	Number	Amount
Policies in force, 31st December, 1930.....	1,970	\$7,911,700 00
Policies new and renewed during 1931.....	<u>880</u>	<u>3,552,900 00</u>
Gross number and amount in force during 1931.....	2,850	11,464,600 00
Less expired and cancelled in 1931.....	<u>917</u>	<u>3,622,480 00</u>
Net risks in force, 31st December, 1931.....	<u>1,933</u>	<u>\$7,842,120 00</u>

Schedule "C"

Bonds and Debentures Owned

	Par Value
Province of Ontario, 5%, 1948.....	\$5,000 00
Province of Ontario, 4½%, 1944.....	3,000 00
Hydro-Electric Power Commission of Ontario, 5%, 1939.....	5,000 00
Province of Ontario, 6%, 1935.....	3,000 00
City of Toronto, 5%, 1937.....	4,000 00
Township of Stephen, 5½%, 1945.....	802 44
City of Oshawa, 5%, 1944.....	3,000 00
Huron & Erie Mortgage Corporation, 4¾%, 1930.....	1,000 00
Province of Ontario, 4½%, 1945.....	1,000 00
Province of Ontario, 4%, 1944.....	2,000 00
	<u>\$27,802 44</u>

HOPEWELL CREEK MUTUAL FIRE INSURANCE COMPANY

HEAD OFFICE, NEW GERMANY

Commenced Business 3rd March, 1880

OFFICERS AND DIRECTORS (1932)

Officers.—President, C. M. Wilhelm; Vice-President, M. May; Secretary-Treasurer, A. J. Frank, New Germany.

Directors.—Chas. Wilhelm, Breslau; Mark May, Breslau; A. G. Brohman, Ariss; A. Jansen, Kitchener; F. Schaefer, New Hamburg; Henry Prang, Breslau; David Begg, Linwood; Chas. Matthews, Wallenstein; A. Newstead, Breslau.

Auditors.—Henry Wilhelm, Breslau; William Halser, New Germany.

Unassessed balance of Premium Notes, \$24,933.09

Statement for Year Ending 31st December, 1931

Assets		
Cash on hand at head office.....	\$183 97	
Cash in Royal Bank, Guelph.....	13,173 88	
Amount unpaid of instalments levied in 1931.....		158 15
Total Assets.....		<u>\$13,516 00</u>
Liabilities		
Amount of unearned premiums carried out at 80 per cent.....		<u>\$907 55</u>
Total Resources		
Total assets.....	\$13,516 00	
Total liabilities.....		907 55
Surplus of Assets over Liabilities.....		\$12,608 45
Amount of premium notes in force after deducting all payments thereon and assessments levied.....	\$24,933 09	
Less residue of premium notes given by the Company for reinsurance..	2,609 92	
Net premium note assets.....		22,323 17
Total Net Resources.....		<u>\$34,931 62</u>
Receipts		
Cash balance, 31st December, 1930 (not extended), \$11,448.86.		
Cash received for instalments levied in 1931.....	\$2,425 83	
" " instalments levied in prior years.....	280 00	
" " interest.....	315 02	
Total Receipts.....		<u>\$3,020 85</u>
Expenditure		
Expenses of management:		
Commissions, \$232.00; investigation of claims, \$4.00; license fee, \$50.00; Fire Marshal tax, \$6.09; travelling expenses, \$10.00; salaries and fees, \$344.40; printing, postage, etc., \$103.97; other expenses, \$9.00.....		\$759 46
Miscellaneous payments:		
Cash paid for losses.....		20 00
" " reinsurance.....		315 10
" " rebates.....		17 30
Total Expenditure.....		<u>\$1,111 86</u>

Currency of Risks

Amount covered by Policies in force, 31st December, 1931

Mutual.....		Three Years
Reinsurance.....		\$1,092,915 00
		105,530 00
Net Risks.....		\$987,385 00

Movement in Risks

Mutual System	Number	Amount
Policies in force, 31st December, 1930.....	381	\$918,716 00
Policies new and renewed during 1931.....	160	471,075 00
Gross number and amount in force during 1931.....	541	\$1,389,791 00
Less expired and cancelled in 1931.....	149	296,876 00
Net risks in force, 31st December, 1931.....	392	\$1,092,915 00

HOWARD FARMERS' MUTUAL FIRE INSURANCE COMPANY

HEAD OFFICE, RIDGETOWN

Commenced Business 4th April, 1892

OFFICERS AND DIRECTORS (1932)

Officers.—President, R. L. Smyth; Vice-President, David Wilson; Secretary-Treasurer, A. Gillanders, Ridgetown.

Directors.—Robt. L. Smyth, Blenheim; David Wilson, Ridgetown; G. B. Newman, Muirkirk; Milton Attridge, Highgate; W. J. Huffman, Blenheim; W. D. Spear, Highgate; Watson Johnston, Northwood; D. M. Winter, Thamesville; W. S. Simpson, Ridgetown.

Auditor.—O. Drury, Blenheim.

Unassessed balance of Premium Notes, \$229,267.14

Statement for Year Ending 31st December, 1931

Assets		
Book value of real estate.....		\$1,906 00
Bonds and debentures.....		20,649 05
Amount of cash at head office.....	\$50 00	
cash in Royal Bank, Ridgetown.....	4,627 54	
" unpaid instalments, 1931.....		4,677 54
" interest due.....		1,016 95
		267 85
Total Assets.....		\$28,511 39

Liabilities

Amount of losses adjusted.....		\$2,800 00
" unearned premiums carried out at 80 per cent.....		16,782 43
Total Liabilities.....		\$19,582 43

Total Resources

Total assets.....		\$28,511 39
Total liabilities.....		19,582 43
Surplus of Assets over Liabilities.....		\$8,928 96
Amount of premium notes in force after deducting all payments thereon and assessments levied.....	\$229,267 14	
Less residue of premium notes given by the Company for reinsurance..	4,850 55	
Net premium note assets.....		224,416 59
Total Net Resources.....		\$233,345 55

Receipts

Cash balance, 31st December, 1930 (not extended), \$6,955.67.		
Cash received as instalments and cash payments, 1931.....		\$29,398 05
" instalments of prior years.....		700 65
" special assessment, 1931.....		209 40
" interest.....		883 96
" all other.....		111 53
" from realization of investments (not extended), \$6,946.60.		
Total Receipts.....		\$31,303 59

Expenditure	
Expenses of management:	
Commissions, \$999.60; investigation of claims, \$161.30; interest, \$25.62; license fee, \$100.00; Fire Marshal tax, \$188.48; travelling expenses, \$50.00; taxes, \$115.44; rent, \$60.00; salaries and fees, \$1,738.60; printing, postage, etc., \$268.75; other expenses, \$71.64.....	\$3,779 43
Miscellaneous payments:	
Cash paid for losses.....	23,742 63
" reinsurance.....	535 75
" rebates.....	598 38
" investments (not extended), \$11,872.13.....	11,872 13
Total Expenditure.....	\$28,656 19

Currency of Risks

Amount covered by Policies in force, 31st December, 1931

	Three Years
Mutual.....	\$10,357,238 00
Reinsurance.....	225,715 00
Net risks carried at 31st December, 1931.....	\$10,131,523 00

Movement in Risks

Mutual System	Number	Amount
Policies in force, 31st December, 1930.....	2,710	\$10,524,288 00
Policies new and renewed during 1931.....	849	3,021,525 00
Gross number and amount in force during 1931.....	3,559	\$13,545,813 00
Less expired and cancelled in 1931.....	913	3,188,575 00
Net risks in force, 31st December, 1931.....	2,646	\$10,357,238 00

Schedule "C"

	Par Value	Book Value
Province of Ontario, 4 1/4 %, 1948.....	\$11,000 00	\$10,704 85
Province of Ontario, 4 1/2 %, 1955.....	5,000 00	4,971 50
Province of Ontario, 4 1/2 %, 1961.....	5,000 00	4,972 70
	\$21,000 00	\$20,649 05

HOWICK FARMERS' MUTUAL FIRE INSURANCE COMPANY

HEAD OFFICE, WROXETER

Commenced Business 10th July, 1873

OFFICERS AND DIRECTORS (1932)

Officers.—President, Jno. A. Bryans; Vice-President, A. McKercher; Secretary-Treasurer, W. S. McKercher, Wroxeter.

Directors.—Jno. A. Bryans, Fordwich; A. McKercher, Wroxeter; Hugh W. Edgar, Wroxeter; W. H. Gregg, Gorrie; Jas. T. Wylie, Wingham; W. R. Graham, Gorrie.

Auditors.—J. Howard Wylie, Wingham; A. A. Graham, Gorrie.

Unassessed balance of Premium Notes, \$508,618.79

Statement for Year Ending 31st December, 1931

Assets	
Real estate.....	\$1,300 00
Bonds and debentures, etc. (<i>See Schedule "C"</i>).....	55,284 00
Cash in Royal Bank, Harriston.....	\$382 32
Bank of Commerce, Wroxeter.....	2,869 47
Amount of unpaid instalments, 1931.....	3,251 79
" accrued interest.....	1,824 05
" unpaid instalments of previous years (not extended), \$752.44.....	658 62
" all other assets.....	5 56
Total Assets.....	\$62,324 02
Liabilities	
Amount of losses supposed.....	\$2,347 33
" borrowed money.....	20,000 00
" interest accrued.....	73 00
" unearned cash payments carried out at 80 per cent.....	30,200 57
Total Liabilities.....	\$52,620 90

Total Resources		
Total assets.....		\$62,324 02
Total liabilities.....		52,620 90
Surplus of Assets over Liabilities.....		\$9,703 12
Amount of premium notes in force after deducting all payments thereon and assessments levied.....	\$508,618 79	
Less residue of premium notes given by the Company for reinsurance..	89,948 08	
Net premium note assets.....		418,670 71
Total Net Resources.....		<u>\$428,373 83</u>

Receipts

Cash balance at 31st December, 1930 (not extended), \$2,519.34.....		\$61,295 51
Cash received as instalments and cash payments, 1931.....		828 73
" instalments of prior years.....		3,070 91
" for interest.....		20,000 00
" borrowed money.....		18,605 02
" reinsurance on losses.....		727 71
" all other sources.....		
" from realization on investments (not extended), \$5,000.00.....		<u>\$104,527 88</u>
Total Receipts.....		<u>\$104,527 88</u>

Expenditure

Expenses of management:		
Commissions, \$2,960.00; fuel and light, \$75.98; investigation of claims, \$1,115.12; license fee, \$150.00; Fire Marshal tax, \$169.91; travelling expenses, \$130.05; taxes, \$46.05; salaries and fees, \$3,346.55; printing, postage, etc., \$479.21; other expenses, \$121.62.....		\$8,594 99
Miscellaneous payments:		86,000 04
Cash paid for losses.....		13,219 59
" reinsurance.....		980 81
" rebates.....		<u>\$108,795 43</u>
Total Expenditure.....		<u>\$108,795 43</u>

Currency of Risks

Amount covered by Policies in force, 31st December, 1931		Three Years
Mutual.....		\$21,439,858 50
Reinsurance.....		4,133,036 00
Net risks actually carried by Company at 31st December, 1931.....		<u>\$17,306,822 50</u>

Movement in Risks

Mutual System		Number	Amount
Policies in force, 31st December, 1930.....		6,745	\$22,562,019 00
Policies new and renewed during 1931.....		2,631	9,416,025 50
Gross number and amount in force during 1931.....		9,376	\$31,978,044 50
Less expired and cancelled in 1931.....		3,020	10,538,186 00
Net risks in force, 31st December, 1931.....		<u>6,356</u>	<u>\$21,439,858 50</u>

Schedule "C"

Bonds and Debentures Owned

	Par Value	Book Value
Dominion of Canada Bond, 4 1/2 %, 1946.....	\$10,000 00	\$9,775 00
Dominion of Canada Bond, 5 %, 1943.....	20,000 00	20,577 00
Dominion of Canada Bond, 5 1/2 %, 1959.....	15,000 00	15,000 00
Township of York Debentures, 5 %, 1940.....	10,000 00	9,932 00
	<u>\$55,000 00</u>	<u>\$55,284 00</u>

KENT AND ESSEX FARMERS' MUTUAL FIRE INSURANCE COMPANY

HEAD OFFICE, WHEATLEY

Commenced Business 27th July, 1888

OFFICERS AND DIRECTORS (1932)

Officers.—President, Christian Johnston; Vice-President, D. H. Brown; Manager, T. B. Harvey, Merlin.

Directors.—Christian Johnston, Kingsville; D. H. Brown, Chatham; Wm. Holmes, Comber; B. A. Squire, Cottam; Frank Stokes, Dover Centre; Everett Simpson, Wheatley; S. Burk, Blenheim; T. L. Renaud, McGregor; C. T. Sellars, Kingsville; A. E. Robinson, Charing Cross; Sam Montgomery, Dover Centre; Alfred Poisson, Belle River; T. B. Harvey, Merlin; O. D. Gagnier, Stoncy Point.

Auditors.—C. Renwick, Wheatley; Geo. Hoover, Kingsville.

Unassessed balance of Premium Notes, \$669,360.43

Statement for the Year Ending 31st December, 1931

Assets

Bonds and debentures. (See Schedule "C")	\$81,818 73
Cash in Bank of Montreal, Merlin	6,118 67
Amount unpaid of instalments, 1931	2,524 55
Prior instalments on fixed payments (not extended), \$3,768.22	
Interest due and accrued	2,532 64
Total Assets	\$92,994 59

Liabilities

Unearned cash payments carried out at 80 per cent.	\$86,706 22
--	-------------

Total Resources

Total assets	\$92,994 59
Total liabilities	86,706 22
Surplus of Assets over Liabilities	\$6,288 37
Amount of premium notes in force after deducting all payments thereon and assessments levied	\$669,360 43
Less residue of premium notes given by the Company for reinsurance	16,749 06
Net premium note assets	652,611 37
Total Net Resources	\$658,899 74

Receipts

Cash balance at 31st December, 1930 (not extended), \$10,763.71	
Cash received as instalments and cash payments, 1931	\$74,001 15
" instalments of prior years	3,664 04
" interest	4,343 06
" reinsurance on losses	5,031 77
" all other sources	331 24
" from investments (not extended), \$20,692.82	
Total Receipts	\$87,371 26

Expenditure

Expenses of management:	
Commissions, \$3,762.00; investigation of claims, \$603.50; license fee, \$150.00; Fire Marshal tax, \$275.20; travelling expenses, \$4,103.10; rent, \$3.00; salaries and fees, \$3,420.02; printing, postage, etc., \$649.49; other expenses, 384.71	\$13,341 02
Miscellaneous payments:	
Cash paid for losses which occurred during 1931	94,382 98
" reinsurance	1,100 48
" rebates	1,884 64
" investments (not extended), \$2,000.00	
Total Expenditure	\$110,709 12

Currency of Risks

Amount covered by Policies in force, 31st December, 1931		Three Years
Mutual	\$26,293,083 00	
Reinsurance		577,914 00
Net risks actually carried by Company at 31st December, 1931	\$25,715,169 00	

Movement in Risks

Mutual System	Number	Amount
Policies in force, 31st December, 1930	7,454	\$25,965,285 00
Policies new and renewed during 1931	2,858	9,109,426 00
Gross number and amount in force during 1931	10,312	\$35,074,711 00
Less expired and cancelled in 1931	2,628	8,781,628 00
Net risks in force, 31st December, 1931	7,684	\$26,293,083 00

Schedule "C"

Bonds and Debentures Owned

	Book Value
Township of Tilbury W., By-law 450, 5 1/4 %, 1932	\$318 30
Township of Tilbury W., By-law 451, 5 1/4 %, 1932	197 33
Township of Sandwich E., By-law 1116, 5 1/2 %, 1934	3,000 00
Township of Raleigh, S.S. No. 11, Debentures, 5 1/2 %, 1942	6,449 78
Township of Raleigh, O'Neil Drain Debentures, 5 1/2 %, 1932	349 60
Township of Tecumseh, By-law 219, 6 %, 1935	12,710 51
Township of Sandwich E., 5 1/2 %, 1940	795 87
Township of Tilbury N., Concession II, west of Little, 5 1/2 %, 1932	266 36
Township of Tilbury E., Farmers' Drainage, 5 1/2 %, 1932	1,224 39
Township of Tilbury E., Moffat Extension Drain, 5 1/2 %, 1932	407 43
Township of Tilbury E., Davidson Drain, 5 1/2 %, 1932	158 03

Schedule "C"—Continued

Bonds and Debentures Owned

	Book Value
Township of Tilbury N., Lanoue Drain, 5½%, 1937.....	\$1,057 77
Township of Tilbury N., Smugglers Creek, 5½%, 1943.....	4,693 14
Town of Tecumseh, By-law 244, 6%, 1934.....	964 67
Township of Tilbury N., Concession II, Drain east of Trembley Creek, 5½%, 1933....	790 37
Township of Tilbury N., Moffat Division and Brule, 5½%, 1933.....	263 53
City of Chatham, S.S. By-law 6, 5½%, 1958.....	6,600 00
Township of Sandwich E. Debentures, 15th Inst., 5½%, 1942.....	2,250 21
Township of Tilbury N., Garant Drain Repair, 5½%, 1933.....	369 23
S.S. No. 2, Sandwich S., 6%, 1939.....	2,727 58
Township of Tilbury E., Moffat Division and Brule, 5½%, 1938.....	5,792 57
Township of Tilbury N., Maillouin Pumping Scheme, 5½%, 1938.....	2,535 52
S.S. Sandwich E., 6½%, 1936.....	2,457 06
Ford City By-laws 164, 165 and 166, 5½%, 1937.....	3,000 00
Huron & Erie Debenture 2127, 5%, 1935.....	8,000 00
City of East Windsor, By-laws 199, 200-201-202-203, 5½%, 1938.....	5,000 00
City of East Windsor, Debentures 106-107-108, 5½%, 1935.....	3,000 00
Township of Raleigh, By-law 1875, 5½%, 1933.....	3,617 72
Township of Raleigh, By-law 1899, 5½%, 1935.....	803 76
Huron & Erie, Debenture K. 2576, 5%, 1931.....	2,000 00
	<u>\$81,818 73</u>

LAMBTON FARMERS' MUTUAL FIRE INSURANCE COMPANY

HEAD OFFICE, WATFORD

Commenced Business 5th November, 1875

OFFICERS AND DIRECTORS (1932)

Officers.—President, G. Butler; Vice-President, J. P. McVicar; Secretary-Treasurer, A. G. Minelli, Watford.

Directors.—G. Butler, Croton; Jno. P. McVicar, Inwood; Wm. Forbes, Wyoming; Thos. L. McCormack, Watford; Bruce Lithgow, Thedford; Thos. Poland, Bridgen.

Auditors.—J. Elmer Collier, Watford; W. H. Shrapnel, Watford.

Unassessed balance of Premium Notes, \$378,378.77

Statement for the Year Ending 31st December, 1931

Assets

Cash value of real estate.....	\$1,200 00
Bonds and debentures. (See Schedule "C").....	30,000 00
Cash on hand at head office.....	\$318 66
Cash in Industrial Mortgage and Savings Company, Sarnia.....	154 29
" Montreal Bank, Watford.....	118 44
" Lambton Loan & Investment Company, Sarnia.....	727 95
	<u>1,319 34</u>
Amount of unpaid instalments, 1931.....	5,895 25
Interest due and accrued.....	258 34
	<u>1,319 34</u>
Total Assets.....	<u>\$38,672 93</u>

Liabilities

Amount of losses supposed.....	\$3,711 50
" unearned cash payments carried out at 80 per cent.....	65,284 65
	<u>68,996 15</u>
Total Liabilities.....	<u>\$68,996 15</u>

Total Resources

Total assets.....	\$38,672 93
Total liabilities.....	68,996 15
	<u>\$38,672 93</u>
Deficiency of Assets over Liabilities.....	\$30,323 22
Amount of premium notes in force after deducting all payments thereon and assessments levied.....	\$378,378 77
Less residue of premium notes given by the Company for reinsurance.....	10,874 79
	<u>367,503 98</u>
Net premium note assets.....	367,503 98
Total Net Resources.....	<u>\$337,180 76</u>

Receipts

Cash balance at 31st December, 1930 (not extended), \$4,605.89.	
Cash received as instalments and cash payments, 1931	\$49,934 02
" instalments of prior years	5,337 63
" interest	2,481 69
" reinsurance on losses	2,265 24
" all other sources	157 50
" from investments (not extended), \$25,000.00.	
Total Receipts	<u>\$60,176 14</u>

Expenditure

Expenses of management:	
Commissions, \$3,416.00; law costs, \$177.43; fuel and light, \$29.25; investigation of claims, \$619.85; interest, \$287.75; license fee, \$100.00; Fire Marshal tax, \$174.16; travelling expenses, \$32.90; taxes, \$88.99; salaries and fees, \$2,665.40; printing, postage, etc., \$645.12; other expenses, \$203.48.	\$8,440 33
Miscellaneous payments:	
Cash paid for losses which occurred during 1931	62,554 97
" reinsurance	1,292 18
" rebates	1,175 21
" investments (not extended), \$1,500.00.	
Total Expenditure	<u>\$73,462 69</u>

Currency of Risks

Amount covered by Policies in force, 31st December, 1931	Three Years
Mutual	\$17,476,792 00
Less reinsurance, cash system	<u>507,230 00</u>
Amount actually carried by the Company at 31st December, 1931	<u>\$16,969,562 00</u>

Movement in Risks

Mutual System	Number	Amount
Policies in force, 31st December, 1930	5,397	\$18,323,394 00
Policies new and renewed during 1931	1,728	<u>5,592,172 00</u>
Gross number and amount in force during 1931	7,125	\$23,915,566 00
Less expired and cancelled in 1931	1,885	<u>6,438,774 00</u>
Net risks in force, 31st December, 1931	5,240	<u>\$17,476,792 00</u>

Schedule "C"

Bonds and Debentures Owned

	Par Value
Dominion of Canada War Loan, 5 3/4 %, 1934	\$10,000 00
Industrial Mortgage & Savings Company, 5 %, 1936	10,000 00
Lambton Loan & Investment Company, 5 %, 1932 and 1936	10,000 00
	<u>\$30,000 00</u>

LANARK COUNTY FARMERS' MUTUAL FIRE INSURANCE COMPANY

HEAD OFFICE, PERTH, ONT.

Commenced Business 14th September, 1896

OFFICERS AND DIRECTORS (1932)

Officers.—President, D. McLean; Vice-President, J. H. Shaw, Perth, Secretary, J. E. Anderson, Perth; Treasurer, R. M. Anderson, Perth.

Directors.—D. McLean, Perth; F. Ferrier, Perth; J. H. Shaw, Perth; M. L. Dowdall, Perth; W. E. McNeely, Carleton Place; J. H. Ebbs, Perth; A. A. Bowes, Perth; Jas. Clyne, Perth, Chas. Virgin, Clayton; Chas. O. Richardson, Balderson.

Auditors.—W. E. Hammond, Innisville; Jno. Best, Perth.

Unassessed balance of Premium Notes, \$420,126.24

Statement for the Year Ending 31st December, 1931

Assets

Cash on hand at head office	\$272 35
Cash in Montreal Bank, Perth	7,368 10
Amount of unpaid instalments, 1931	\$7,640 45
" unpaid assessments, 1931	3,485 08
	<u>13,448 79</u>
Total Assets	<u>\$24,574 32</u>

Liabilities

Amount of losses resisted.....	\$850 00
Unearned cash payments carried out at 80 per cent.....	38,108 16
Total Liabilities.....	\$38,958 16

Total Resources

Total assets.....	\$24,574 32
Total liabilities.....	38,958 16
Deficiency of Assets under Liabilities.....	\$14,383 84
Amount of premium notes in force after deducting all payments thereon and assessments levied.....	\$420,126 24
Less residue of premium notes given by the Company for reinsurance..	3,652 27
Net premium note assets.....	416,473 97
Total Net Resources.....	\$402,090 13

Receipts

Cash balance at 31st December, 1930 (not extended), \$8,020.66.....	\$76,565 15
Cash received as instalments and cash payments, 1931.....	2,148 04
" instalments of prior years.....	52,602 20
" for special assessments, 1931.....	7 98
" interest.....	441 00
" reinsurance on losses.....	371 69
" all other.....	
Total Receipts.....	\$132,136 06

Expenditure

Expenses of management:	
Commissions, \$2,652.23; Division Court costs, \$7.30; fuel and light, \$84.04; investigation of claims, \$1,011.80; interest, \$212.45; license fee, \$150.00; Fire Marshal tax, \$265.67; travelling expenses, \$921.42; taxes, \$45.00; rent, \$216.00; salaries and fees, \$4,889.00; printing, postage, etc., \$1,470.94; other expenses, \$1,172.90.....	\$13,099 75
Miscellaneous payments:	105,647 81
Cash paid for losses.....	548 08
" reinsurance.....	1,130 72
" rebate.....	4,951 20
" repayment of loans.....	
Total Expenditure.....	\$125,377 56

Currency of Risks

Amount covered by Policies in force, 31st December, 1931.....	Three Years
Mutual.....	\$20,555,708 00
Less reinsurance.....	157,273 00
Net amount of risks at 31st December, 1931.....	\$20,398,435 00

Movement in Risks

	Number	Amount
Mutual System		
Policies in force, 31st December, 1930.....	8,394	\$20,925,513 00
Policies taken during 1931.....	2,581	6,728,997 00
Gross number and amount in force during 1931.....	10,975	\$27,654,510 00
Less expired and cancelled in 1931.....	2,718	7,098,802 00
Net risks in force, 31st December, 1931.....	8,257	\$20,555,708 00

LENNOX AND ADDINGTON MUTUAL FIRE INSURANCE COMPANY

HEAD OFFICE, NAPANEE

Commenced Business 17th August, 1876

OFFICERS AND DIRECTORS (1932)

Officers.—President, A. C. Parks; Vice-President, Albert Hartman; Secretary-Treasurer, W. R. Lott, Napanee.

Directors.—A. C. Parks, Napanee; Albert Hartman, Odessa; J. C. Hudgins, Selby; C. A. Baker, Moscow; R. Wright, Bath; Delbert Sexsmith, Wilton.

Auditors.—Chas. Thompson, Napanee; Wm. M. Sills, Napanee.

Unassessed balance of Premium Notes, \$98,838.46

Statement for the Year Ending 31st December, 1931

Assets

Bonds, debentures, etc.		\$14,892 00
Cash on hand at head office	\$30 77	
" deposit in Royal Bank, Napanee	2,426 86	
" deposit in Montreal Bank, Napanee	294 15	
Amount of unpaid instalments, 1931		2,751 78
prior instalments or fixed payments (not extended), \$292.25.		959 80
Interest due and accrued		187 50
Total Assets		<u>\$18,791 08</u>

Liabilities

Amount of losses supposed	\$175 00
Unearned cash payments carried out at 80 per cent.	8,903 66
Total Liabilities	<u>\$9,078 66</u>

Total Resources

Total assets	\$18,791 08
Total liabilities	9,078 66
Surplus of Assets over Liabilities	\$9,712 42
Amount of premium notes in force after deducting all payments thereon and assessments levied	\$98,838 46
Less residue of premium notes given by the Company for reinsurance	5,555 59
Net premium note assets	93,282 87
Total Net Resources	<u>\$102,995 29</u>

Receipts

Cash balance at 31st December, 1930 (not extended), \$5,770.31.	
Cash received as instalments and cash payments of 1931	\$14,192 15
" instalments of prior years	1,233 55
" interest	902 21
" reinsurance on losses	117 18
" all other	68 01
Total Receipts	<u>\$16,513 10</u>

Expenditure

Expenses of management:	
Commissions, \$2,130.61; fuel and light, \$17.50; investigation of claims, \$70.10; license fee, \$50.00; Fire Marshal tax, \$46.31; travelling expenses, \$48.55; taxes, \$62.45; rent, \$63.00; salaries and fees, \$1,283.10; printing, postage, etc., \$120.02; other expenses, \$13.35.	\$3,904 99
Miscellaneous payments:	
Cash paid losses	14,682 64
" reinsurance	614 40
" rebate	329 60
Total Expenditure	<u>\$19,531 63</u>

Currency of Risks

Amount covered by Policies in force, 31st December, 1931	Three Years
Mutual	\$4,447,075 00
Less reinsurance	257,202 00
Net amount of risks at 31st December, 1931	<u>\$4,189,873 00</u>

Movement in Risks

Mutual System	Number	Amount
Policies in force, 31st December, 1930	1,535	\$4,183,453 00
Policies new and renewed during 1931	544	1,505,447 00
Gross number and amount in force during 1931	2,079	\$5,688,900 00
Less expired and cancelled in 1931	495	1,241,825 00
Net risks in force, 31st December, 1931	1,584	<u>\$4,447,075 00</u>

Schedule "C"

Canadian National Railways, 5%, 1969	Par Value	Book Value
	\$15,000 00	\$14,892 00

LOBO MUTUAL FIRE INSURANCE COMPANY

HEAD OFFICE, COLDSTREAM

Commenced Business 11th August, 1882

OFFICERS AND DIRECTORS (1932)

Officers.—President, Wm. Chapman; Vice-President, A. B. Crawford; Secretary-Treasurer, A. E. McKay, Ilderton.

Directors.—Wm. Chapman, Denfield; A. B. Crawford, Ilderton; John McGuigan, Denfield; John Oliver, Denfield; J. S. Douglas, Strathroy; A. McInroy, Ilderton; A. Ferguson, Komoka; J. N. Atkin, Strathroy; J. G. Turnbull, Komoka.

Auditors.—Jas. F. Campbell, Ilderton; F. G. Hughes, Denfield.

Unassessed balance of Premium Notes, \$87,081.50

Statement for the Year Ending 31st December, 1931

Assets

Mortgage loans and real estate.....		\$6,700 00
Bonds and debentures. (<i>See Schedule "C"</i>).....		22,500 00
Cash in Ontario Loan Company.....	\$467 88	
" Bank of Montreal, London.....	262 53	
		730 41
Interest due and accrued.....		394 50
		\$30,324 91

Liabilities

Amount of losses adjusted.....		\$1,500 00
" unearned premiums carried out at 80 per cent.....		8,265 83
		\$9,765 83

Total Resources

Total assets.....		\$30,324 91
Total liabilities.....		9,765 83
Surplus of Assets over Liabilities.....		\$20,559 08
Amount of premium notes in force after deducting all payments thereon and assessments levied.....	\$87,081 50	
Less residue of premium notes given by the Company for reinsurance....	3,848 40	
Net premium note assets.....		83,233 10
Total Net Resources.....		\$103,792 18

Receipts

Cash balance at 31st December, 1930 (not extended), \$2,959.46.....		
Cash received as instalments and cash payments of 1931.....		\$6,833 68
" interest.....		1,117 84
" all other.....		25 50
" from investments (not extended), \$4,000.00.....		
		\$7,977 02
Total Receipts.....		\$7,977 02

Expenditure

Expenses of management:		
Commissions, \$408.75; investigation of claims, \$64.70; license fee, \$50.00; taxes, \$35.29; salaries and fees, \$660.40; printing, postage, etc., \$92.60; other expenses, \$132.10.....		\$1,443 84
Miscellaneous payments:		
Cash paid for losses which occurred during 1931.....		6,360 89
" reinsurance.....		315 00
" rebate.....		133 19
" interest.....		13 15
" investments (not extended), \$5,940.00.....		
		\$8,266 07

Currency of Risks

Amount covered by Policies in force, 31st December, 1931

Mutual.....		Three Years \$3,625,528 00
Less reinsurance.....		160,350 00
Net amount at risk at 31st December, 1931.....		\$3,465,178 00

Mutual System		Movement in Risks	
	Number	Amount	
Policies in force, 31st December, 1930.....	994	\$3,567,650	00
Policies new and renewed during 1931.....	341	1,111,896	00
Gross number and amount in force during 1931.....	1,335	\$4,679,546	00
Less expired and cancelled in 1931.....	318	1,054,018	00
Net risks in force, 31st December, 1931.....	1,017	\$3,625,528	00

Schedule "C"

Bonds and Debentures Owned

	Par Value
Dominion of Canada Victory Loan, 5 1/2 %, 1934.....	\$3,000 00
Dominion of Canada Loan, 5 %, 1943 and 1941.....	12,000 00
Dominion of Canada Loan, 5 1/2 %, 1934.....	2,000 00
Province of Ontario, 6 %, 1935.....	2,000 00
Ontario Loan Debenture Company, 5 %, 1932.....	3,500 00
	<u>\$22,500 00</u>

LONDON TOWNSHIP MUTUAL FIRE INSURANCE COMPANY

HEAD OFFICE, ARVA

Also known as St. Johns

Commenced Business 27th May, 1882

OFFICERS AND DIRECTORS (1932)

Officers.—President, C. H. Perkin; Vice-President, Thos. J. Foster; Secretary-Treasurer, Alfred T. Pattison, Denfield.

Directors.—C. H. Perkin, Ettrick; Thos. J. Foster, London, Ont.; Ed. M. Robert, Ilderton; R. S. Douglas, Ilderton; H. Needham, Ilderton; Wesley Stanley, Denfield; V. A. Tackaberry, London; H. Hardy, Denfield; E. B. Powell, Ettrick.

Auditors.—L. McGuffin, Denfield; Earl Shoebottom, Denfield.

Unassessed balance of Premium Notes, \$127,319.28

Statement for the Year Ending 31st December, 1931

Assets

Mortgage loans and real estate.....	\$2,538	50
Municipal debentures and Canada War Loan bonds. (See Schedule "C").....	34,245	55
Amount of cash at head office.....	\$6	62
Cash in Bank of Montreal, London.....	6,114	41
" Bank of Commerce, London.....	522	47
	6,643	50
Amount of unpaid instalments of 1931.....	729	95
" interest due and accrued.....	517	47
Total Assets.....	\$44,674	97

Liabilities

Unearned cash payments carried out at 80 per cent.....	\$12,250	15
All other liabilities.....	284	00
Total Liabilities.....	\$12,534	15

Total Resources

Total assets.....	\$44,674	97
Total liabilities.....	12,534	15
Surplus of Assets over Liabilities.....	\$32,140	82
Amount of premium notes in force after deducting all payments thereon and assessments levied.....	\$127,319	28
Less residue of premium notes given by the Company for reinsurance.....	1,941	00
Net premium note assets.....	125,378	28
Total Net Resources.....	\$157,519	10

Receipts

Cash balance at 31st December, 1930 (not extended), \$5,826.28.	
Cash received as instalments and cash payments, 1931.....	\$10,095 75
" instalments of prior years.....	448 85
" interest.....	2,203 22
" from investments (not extended), \$10,176.29.	
Total Receipts.....	<u>\$12,747 82</u>

Expenditure

Expenses of management:	
Commissions, \$494.00; investigation of claims, \$90.00; license fee, \$75.00; Fire Marshal tax, \$31.68; travelling expenses, \$38.00; salaries and fees, \$840.00; printing, postage, etc., \$155.29; other expenses, \$74.15.....	\$1,797 52
Miscellaneous payments:	
Cash paid for losses which occurred in 1931.....	11,389 37
" reinsurance.....	186 00
" rebate.....	188 15
" purchase of securities (not extended), \$8,500.00.	
Total Expenditure.....	<u>\$13,560 94</u>

Currency of Risks

Amount covered by Policies in force, 31st December, 1931

Mutual.....	Three Years \$5,265,620 00
Less reinsurance.....	64,700 00
Net risks carried by the Company at 31st December, 1931.....	<u>\$5,200,920 00</u>

Movement in Risks

	Number	Amount
Policies in force, 31st December, 1930.....	1,528	\$5,272,635 00
Policies new and renewed during 1931.....	571	1,827,785 00
Gross number and amount in force during 1931.....	2,099	\$7,100,420 00
Less expired and cancelled in 1931.....	478	1,834,800 00
Net risks in force, 31st December, 1931.....	<u>1,621</u>	<u>\$5,265,620 00</u>

Schedule "C"**Bonds and Debentures Owned**

	Par Value
Ontario Loan Debenture, 5%, 1934.....	\$10,000 00
Huron & Erie Debenture, 4 1/2%, 1932.....	5,000 00
Huron & Erie Debenture, 4 3/4%, 1935.....	5,000 00
Township of London, 3%, 1935.....	733 05
City of London, 5%, 1945.....	5,012 50
Huron & Erie, 5%, 1936.....	5,000 00
London Township Telephone System, 5%, 1951.....	3,500 00
	<u>\$34,245 55</u>

McGILLIVRAY MUTUAL FIRE INSURANCE COMPANY

HEAD OFFICE, PARKHILL, ONT.

Commenced Business 2nd May, 1877

OFFICERS AND DIRECTORS (1932)

Officers.—President, Jno. Robinson; Vice-President, Wm. E. Lee; Secretary-Treasurer, W. T. Amos, Parkhill.

Directors.—Jno. Robinson, Ailsa Craig; Wm. E. Lee, Clandeboye; Wes. Maguire, Clandeboye; Eldon Steeper, Parkhill; Thos. A. Glendinning, Parkhill; D. Mackey, Parkhill; Duncan Drummond Ailsa Craig; J. L. Amos, Ailsa Craig; Oliver Amos, Parkhill.

Auditors.—Jno. Nichol, Parkhill; W. S. Patterson, Ailsa Craig.

Unassessed balance of Premium Notes, \$37,099.93

Statement for the Year Ending 31st December, 1931**Assets**

Amount of trust company bonds. (<i>See Schedule "C"</i>).....		\$14,500 00
Cash on hand at head office.....	\$45 08	
Amount of cash deposit at Bank of Commerce, Parkhill.....	775 65	
" cash deposit at Bank of Commerce, Ailsa Craig.....	1,591 83	
" unpaid instalments, 1931.....		2,412 56
" interest due and accrued.....		253 80
		262 47
Total Assets.....		<u>\$17,428 83</u>

Liabilities

Unearned cash premiums carried out at 80 per cent.	\$3,962 19
Total Resources	
Total assets	\$17,428 83
Total liabilities	3,962 19
Surplus of Assets over Liabilities	\$13,466 64
Amount of premium notes in force after deducting all payments thereon and assessments levied	\$37,099 93
Less residue of premium notes given by the Company for reinsurance ..	800 85
Net premium note assets	36,299 08
Total Net Resources	\$49,765 72

Receipts

Cash balance at 31st December, 1930 (not extended), \$2,193.21.	
Cash received as instalments and cash payments of 1931	3,093 84
" instalments of prior years	317 40
" interest	709 17
from investments (not extended), \$3,000.00.	
Total Receipts	\$4,120 41

Expenditure

Expenses of management:	
Commissions, \$159.85; investigation of claims, \$30.00; license fee, \$50.00; Fire Marshal tax, \$12.92; travelling expenses, \$52.00; salaries and fees, \$528.00; printing, postage, etc., \$108.75; other expenses, \$16.00	\$957 52
Miscellaneous payments:	
Cash paid for losses	1,761 30
" reinsurance	97 80
" rebate	84 44
investments (not extended), \$4,000.00.	
Total Expenditure	\$2,901 06

Currency of Risks

Amount covered by Policies in force, 31st December, 1931	
Mutual	Three Years \$1,563,286 00
Reinsurance	33,400 00
Net risks actually carried by Company at 31st December, 1931	\$1,529,886 00

Movement in Risks

Mutual System	Number	Amount
Policies in force, 31st December, 1930	626	\$1,544,391 00
Policies new and renewed during 1931	225	532,645 00
Gross number and amount in force during 1931	851	\$2,077,036 00
Less expired and cancelled in 1931	207	513,750 00
Net risks in force, 31st December, 1931	644	\$1,563,286 00

Schedule "C"

Bonds and Debentures Owned

	Par Value
Canada Trust Company, 5%, 1936	\$4,000 00
Canada Trust Company, 4 1/2%, 1933	3,000 00
Canada Trust Company, 4 3/4%, 1934	1,000 00
Canada Trust Company, 5%, 1935	2,500 00
Huron & Erie Mortgage Corporation, 5%, 1932	2,000 00
Huron & Erie Mortgage Corporation, 4 1/2%, 1933	2,000 00
	\$14,500 00

MCKILLOP MUTUAL FIRE INSURANCE COMPANY

HEAD OFFICE, SEAFORTH, ONT.

Commenced Business 26th May, 1876

OFFICERS AND DIRECTORS (1932)

Officers.—President, J. Bennewies; Vice-President, James Connolly; Secretary-Treasurer, D. F. McGregor, Seaforth.

Directors.—J. Bennewies, Brodhagan; James Connolly, Goderich; Thos. Moylau, Seaforth; Robt. Ferris, Blyth, Geo. R. McCartney, Seaforth; Alex Broadfoot, Seaforth; J. Pepper, Brucefield; Jas. Sholdice, Walton; Wm. Knox, Seaforth.

Auditors.—John Malone, Seaforth; James Kerr, Seaforth.

Unassessed balance of Premium Notes, \$185,331.17

Statement for the Year Ending 31st December, 1931

Assets		
Bonds and debentures. (See Schedule "C").....		\$10,000 00
Cash on hand at head office.....	\$1,543 86	
Cash in Canadian Bank of Commerce, Seaforth.....	10,124 97	
Royal Bank, Clinton.....	2,422 36	
	14,091 19	
Amount of unpaid instalments of 1931.....		2,034 54
Total Assets		\$26,125 73

Liabilities		
Amount of losses adjusted.....		\$3,223 00
unearned premiums carried out at 80 per cent.....		8,712 92
Total Liabilities		\$11,935 92

Total Resources		
Total assets.....		\$26,125 73
Total liabilities.....		11,935 92
Surplus of Assets over Liabilities		\$14,189 81
Amount of premium notes in force after deducting all payments thereon and assessments levied.....	\$185,331 17	
Less residue of premium notes given by the Company for reinsurance..	5,208 27	
Net premium note assets		180,122 90
Total Net Resources		\$194,312 71

Receipts		
Cash balance at 31st December 1930 (not extended), \$3,834.10.		
Cash received as instalments of 1931.....		\$20,477 57
of prior years.....		1,647 25
interest.....		28 17
all other.....		450 00
Total Receipts		\$22,602 99

Expenditure		
Expenses of management:		
Commissions, \$1,419.85; Division Court costs, \$1.00; investigation of claims, \$297.20; license fee, \$75.00; Fire Marshal tax, \$72.98; travelling expenses, \$32.00; rent, \$25.00; salaries and fees, \$1,146.30; printing, postage, etc., \$129.90; other expenses, \$126.81.....		\$3,326 04
Miscellaneous payments:		
Cash paid for losses.....		7,636 81
" reinsurance.....		1,143 98
" rebate.....		239 07
Total Expenditure		\$12,345 90

Currency of Risks		
Amount covered by Policies in force, 31st December, 1931		Three Years
Mutual.....		\$8,071,457 00
Reinsurance.....		243,291 50
Net risks, 31st December, 1931		\$7,828,165 50

Movement in Risks		
Mutual System	Number	Amount
Policies in force, 31st December, 1930.....	2,583	\$8,238,287 00
Policies new and renewed during 1931.....	1,059	3,532,520 00
Gross number and amount in force during 1931.....	3,642	\$11,770,807 00
Less expired and cancelled in 1931.....	1,160	3,699,350 00
Net risks in force, 31st December, 1931	2,482	\$8,071,457 00

Schedule "C"

Bonds and Debentures Owned		Par Value
Huron & Eric Mortgage Corporation Debentures, 4½ and 4¾%, 1932.....		\$10,000 00

MAPLE LEAF FARMERS' MUTUAL FIRE INSURANCE COMPANY

HEAD OFFICE, COLUMBUS

Commenced Business 19th August, 1895

OFFICERS AND DIRECTORS (1932)

Officers.—President, G. B. Mothersill; Vice-President, D. M. Morgan; Secretary, P. G. Purvis, Columbus; Treasurer, Samson Roberts, Columbus.

Directors.—G. B. Mothersill, Oshawa; D. M. Morgan, Claremont; Noah Burkholder, Pickering; Grant Christie, Manchester; I. T. Chapman, Orono; Creighton Devitt, Burketon; Thos. Graham, Port Perry; Wm. Ratcliffe, Brooklin; Samuel Snowden, Bowmanville; H. E. Webster, Whitby; H. C. Macklin, Bowmanville; R. B. Smith, Columbus.

Auditors.—Frank Wilcoxson, Oshawa; H. L. Pascoe, Columbus.

Unassessed balance of Premium Notes, \$426,336.00

Statement for the Year Ending 31st December, 1931

Assets

Cash value of mortgages and real estate.....	\$7,000 00
Municipal debentures. (<i>See Schedule "C"</i>).....	56,665 64
Cash on hand at head office.....	\$573 32
Cash in Bank of Commerce, Oshawa.....	9,020 63
	9,593 95
Amount of unpaid instalments, 1931.....	4,406 40
" interest accrued.....	938 50
" all other assets.....	1,200 00
Total Assets.....	\$79,804 49

Liabilities

Amount of borrowed money.....	\$20,000 00
" unearned cash payments carried out at 80 per cent.....	66,578 69
" all other liabilities.....	5,093 18
Total Liabilities.....	\$91,671 87

Total Resources

Total assets.....	\$79,804 49
Total liabilities.....	91,671 87
Deficiency of Assets over Liabilities.....	\$11,867 38
Amount of premium notes in force after deducting all payments thereon and assessments levied.....	\$426,336 00
Less residue of premium notes given by the Company for reinsurance.....	62,846 90
Net premium note assets.....	363,489 10
Total Net Resources.....	\$351,621 72

Receipts

Cash balance at 31st December, 1930 (not extended), \$604.92.....	
Cash received as instalments and cash payments, 1931.....	\$55,160 00
" instalments of prior years.....	3,985 15
" interest during 1931.....	3,310 00
" borrowed.....	36,700 00
" reinsurance on losses.....	4,720 41
" from other sources.....	159 70
" from matured investments (not extended), \$1,149.69.....	
Total Receipts.....	\$104,035 36

Expenditure

Expenses of management:	
Commissions, \$7,986.25; law costs, \$55.00; investigation of claims, \$304.50; interest, \$153.20; license fee, \$100.00; Fire Marshal tax, \$200.47; travelling expenses, \$61.00; salaries and fees, \$4,156.10; printing, postage, etc., \$613.92; other expenses, \$397.40.....	\$14,027 84
Miscellaneous payments:	
Cash paid for losses.....	56,347 00
" reinsurance.....	6,029 68
" rebate.....	2,471 30
" repayment of loans.....	16,700 00
" all other.....	620 00
Total Expenditure.....	\$96,195 82

Currency of Risks

Amount covered by Policies in force, 31st December, 1931

Mutual.....		Three Years
Reinsurance.....		\$19,669,112 00
Mutual System.....	\$2,061,495 00	
Cash System.....	11,000 00	
		2,072,495 00
Net risks carried at 31st December, 1931.....		<u>\$17,596,617 00</u>

Movement in Risks

	Mutual System	Number	Amount
Policies in force, 31st December, 1930.....		6,583	\$18,927,502 50
Policies new and renewed during 1931.....		2,380	6,828,975 50
Gross number and amount in force during 1931.....		8,963	\$25,756,477 00
Less expired and cancelled in 1931.....		2,255	6,087,365 00
Net risks in force, 31st December, 1931.....		<u>6,708</u>	<u>\$19,669,112 00</u>

Schedule "C"

Bonds and Debentures Owned

	Par Value
East Whitby Debentures, 6%, 1939.....	\$2,165 64
Township of Scarborough Debentures, 5%, 1949-50.....	5,000 00
Township of York Debentures, 5%, 1945.....	10,000 00
City of St. Catharines Debentures, 5%, 1936.....	7,000 10
Town of Weston Debentures, 5%, 1938.....	10,000 00
City of Oshawa Debentures, 4½%, 1937.....	12,000 00
Township of Scarborough, 5%, 1939-42.....	10,000 00
City of Oshawa, 5%, 1934-38.....	500 00
	<u>\$56,665 64</u>

MISSOURI FARMERS' MUTUAL FIRE INSURANCE COMPANY

HEAD OFFICE, KINTORE

Commenced Business 25th May, 1878

OFFICERS AND DIRECTORS (1932)

Officers.—President, E. J. Gleason; Vice-President, F. E. Day; Secretary, W. W. Day, Thamesford; Treasurer, W. H. Davis, Belton.

Directors.—E. J. Gleason, Lakeside; F. E. Day, Embro; Wm. C. Vining, Belton; Stanley Dunn, Ingersoll; Jas. Waring, Ingersoll; A. George, Dorchester; Ray S. Pielt, Embro; D. Quinn, Thamesford; W. H. Henderson, Thamesford.

Auditors.—L. A. Pearson, Thamesford; John A. McKay, St. Mary's.

Unassessed balance of Premium Notes, \$238,830.66

Statement for the Year Ending 31st December, 1931

Assets

Bonds and debentures. (<i>See Schedule "C"</i>).....		\$40,802 00
Cash on hand at head office.....	\$32 70	
Amount of cash in Royal Bank, Thamesford.....	426 33	
" Montreal Bank, St. Mary's.....	1,392 00	
" Canada Permanent Mortgage Corp., Woodstock....	7,615 86	
		9,466 89
Amount of unpaid instalments levied in 1931.....		336 03
" interest.....		480 82
" all other assets.....		25 00
Total Assets.....		<u>\$51,110 74</u>

Liabilities

Amount of unearned cash payments carried out at 80 per cent.....	\$ 13,140 00
" all other liabilities.....	430 78
Total Liabilities.....	<u>\$13,570 78</u>

Total Resources	
Total assets.....	\$51,110 74
Total liabilities.....	13,570 78
Surplus of Assets over Liabilities.....	\$37,539 96
Amount of premium notes in force after deducting all payments thereon and assessments levied.....	\$238,830 66
Less residue of premium notes given by the Company for reinsurance..	8,975 20
Net premium note assets.....	\$229,855 46
Total Net Resources.....	<u>\$267,395 42</u>

Receipts

Cash balance at 31st December, 1930 (not extended), \$14,257.40.	
Cash received as instalments, 1931.....	\$23,771 84
" instalments of prior years.....	385 95
" interest.....	2,962 30
" reinsurance on losses.....	512 80
" all other sources.....	222 70
" realization of investments (not extended), \$23,000.00.	
Total Receipts.....	<u>\$27,855 59</u>

Expenditure

Expenses of management:	
Commissions, \$1,174.50; law costs, \$124.07; investigation of claims, \$194.00; interest, \$54.80; license fee, \$100.00; Fire Marshal tax, \$72.43; travelling expenses, \$61.00; rent, \$74.00; salaries and fees, \$1,352.40; printing, postage, etc., \$394.02; other expenses, \$87.30.....	\$3,688 52
Miscellaneous payments:	
Amount paid for losses.....	\$32,662 14
" reinsurance.....	643 22
" rebate.....	354 15
" interest.....	28 63
" all other.....	1,259 44
" investments (not extended), \$17,010.00.	
Total Expenditure.....	<u>\$38,626 10</u>

Currency of Risks

Amount covered by Policies in force, 31st December, 1931		Three Years
Mutual.....	\$11,451,783 00	
Reinsurance.....		331,257 00
Net risks at 31st December, 1931.....		<u>\$11,120,526 00</u>

Movement in Risks

Mutual System	Number	Amount
Policies in force, 31st December, 1930.....	2,512	\$11,573,664 00
Policies new and renewed during 1931.....	877	3,856,627 00
Gross number and amount in force during 1931.....	3,389	\$15,430,291 00
Less expired and cancelled in 1931.....	851	3,978,508 00
Net risks in force, 31st December, 1931.....	<u>2,538</u>	<u>\$11,451,783 00</u>

Schedule "C"**Bonds and Debentures Owned**

	Par Value	Book Value
Huron & Erie Mortgage Corporation, 5%, 1935.....	\$8,000 00	\$8,000 00
Dominion of Canada Victory Loan, 5½%, 1934.....	15,000 00	15,110 00
Township of East York, 5%, 1935.....	4,000 00	3,960 00
Canada Permanent Mortgage Corporation, 5%, 1937.....	1,750 00	1,732 00
Canada Permanent Mortgage Corporation, 4¾%, 1936.....	12,000 00	12,000 00
	<u>\$40,750 00</u>	<u>\$40,802 00</u>

NORFOLK COUNTY FARMERS' MUTUAL FIRE INSURANCE COMPANY

HEAD OFFICE, SIMCOE

Commenced Business 30th January, 1882

OFFICERS AND DIRECTORS (1932)

Officers.—President, R. Williams; Vice-President, W. Collings; Secretary-Treasurer, N. S. Boughner, Simcoe.

Directors.—R. W. Williams, Fairground; W. Collings, Langton; Milton Porter, Port Dover; Theo. Cunningham, Windham Centre; W. A. Bowyer, Simcoe; J. H. Lawrence, Vittoria; Wm. Hetherington, Glen Meyer; Nelson Clement, Vanessa; J. Hagerman, Lynedoch; A. Wilkinson, Courtland; S. N. Oliver, Simcoe; J. A. Martin, St. Williams.

Auditors.—H. H. Schuyler, Simcoe; Arthur Smith, Simcoe.

Unassessed balance of Premium Notes, \$119,506.92

Statement for the Year Ending 31st December, 1931

Assets

Cash on hand at head office.....	\$308 15	
Cash in Montreal Bank, Simcoe.....	371 18	
Amount of unpaid instalments of 1931.....		\$679 33
" all other assets.....		61 55
		13 50
Total Assets.....		<u>\$754 38</u>

Liabilities

Amount of losses adjusted.....		\$850 00
" losses supposed.....		12 00
" unpaid loans.....		7,400 00
" unearned cash payments carried out at 80 per cent.....		6,474 11
Total Liabilities.....		<u>\$14,736 11</u>

Total Resources

Total assets.....		\$754 38
Total liabilities.....		14,736 11
Deficiency of Assets under Liabilities.....		\$13,981 73
Amount of premium notes in force after deducting all payments thereon and assessments levied.....	\$119,506 92	
Less residue of premium notes given by the Company for reinsurance..	3,597 11	
Net premium note assets.....		115,909 81
Total Net Resources.....		<u>\$101,928 08</u>

Receipts

Cash balance at 31st December, 1930 (not extended), \$2,904.64.....	\$14,707 30
Cash received as instalments and cash payments of 1931.....	60 40
" instalments of prior years.....	8,400 00
" borrowed.....	300 00
" reinsurance on losses.....	117 75
" all other.....	
Total Receipts.....	<u>\$23,585 45</u>

Expenditure

Expenses of management:		
Commissions, \$2,382.97; law costs, \$10.15; fuel and light, \$80.65; investigation of claims, \$58.70; interest, \$218.02; license fee, \$50.00; Fire Marshal tax, \$49.40; travelling expenses, \$39.10; taxes, \$69.00; rent, \$428.00; salaries and fees, \$1,190.50; printing, postage, etc., \$406.29; other expenses, \$99.88		\$5,082 66
Miscellaneous payments:		\$19,153 62
Cash paid for losses.....		438 68
" reinsurance.....		118 30
" rebate.....		1,000 00
" repayment of loans.....		17 50
" all other.....		
Total Expenditure.....		<u>\$25,810 76</u>

Currency of Risks

Amount covered by Policies in force, 31st December, 1931

	Three Years
Mutual.....	\$4,278,622 00
Less reinsurance.....	129,751 50
Net risks at 31st December, 1931.....	<u>\$4,148,870 50</u>

Movement in Risks

	Number	Amount
Mutual System		
Policies in force, 31st December, 1930.....	1,596	\$4,327,947 00
Policies new and renewed during 1931.....	678	1,808,770 00
Gross number and amount in force during 1931.....	2,274	\$6,136,717 00
Less expired and cancelled in 1931.....	707	1,858,095 00
Net risks in force, 31st December, 1931.....	<u>1,567</u>	<u>\$4,278,622 00</u>

NORTH KENT MUTUAL FIRE INSURANCE COMPANY

HEAD OFFICE, DRESDEN

Commenced Business 31st May, 1910

OFFICERS AND DIRECTORS (1932)

Officers.—President, E. L. Moore; Vice-President, I. Bedford; Secretary-Treasurer, Walter S. Holmes, Dresden.

Directors.—E. L. Moore, Thamesville; I. Bedford, Dresden; J. B. Clapp, Dresden; J. B. McDowell, Thamesville; J. E. Richardson, Wallaceburg; Simon Smith, Wallaceburg; Leamon Shaw, Turnerville; C. E. Bodkin, Thamesville; Robt. Forsythe, Turnerville.

Auditors.—J. C. Harris, Thamesville; M. S. Blackburn, Dresden.

Unassessed balance of Premium Notes, \$146,750.88.

Statement for the Year Ending 31st December, 1931

Assets

Cash on hand at head office.....	\$1,076 88
Amount of unpaid instalments of 1931.....	1,386 15
Total Assets.....	\$2,463 03

Liabilities

Amount of unpaid bank loans.....	\$4,203 40
unearned premiums carried out at 80 per cent.....	11,340 00
Total Liabilities.....	\$15,543 40

Total Resources

Total assets.....	\$2,463 03
Total liabilities.....	15,543 40
Deficiency of Assets under Liabilities.....	\$13,080 37
Amount of premium notes in force after deducting all payments thereon and assessments levied.....	\$146,750 88
Less residue of premium notes given by the Company for reinsurance.....	2,965 20
Net premium note assets.....	143,785 68
Total Net Resources.....	\$130,705 31

Receipts

Cash balance at 31st December, 1930 (not extended), \$5,424.40.	
Cash received by Company as instalments due in 1931.....	\$15,141 45
" by Company as instalments in prior years.....	591 90
" for interest.....	371 68
" as borrowed money.....	4,203 40
" reinsurance on losses.....	2,700 00
" as all other.....	373 16
" from realization of investments (not extended), \$5,000.00.	
Total Receipts.....	\$23,381 59

Expenditure

Expenses of management:	
Commissions, \$483.30; investigation of claims, \$122.85; license fee, \$75.00; Fire Marshal tax, \$51.62; travelling expenses, \$60.15; rent, \$20.00; salaries and fees, \$981.00; printing, postage, etc., \$100.59; other expenses, \$80.00.....	\$1,974 51
Miscellaneous payments:	
Cash paid for losses.....	30,149 10
" reinsurance.....	538 00
" rebates.....	67 50
" investments (not extended), \$5,000.00.	
Total Expenditure.....	\$32,729 11

Currency of Risks

Amount covered by Policies in force, 31st December, 1931	
Mutual.....	Three Years \$5,906,560 00
Reinsurance.....	66,000 00
Net risks in force at 31st December, 1931.....	\$5,840,560 00

Mutual System		Movement in Risks	
	Number	Amount	
Policies in force, 31st December, 1930.....	1,953	\$5,735,778 00	
Policies new and renewed during 1931.....	729	2,048,214 00	
Gross number and amount in force during 1931.....	2,682	\$7,783,992 00	
Less expired and cancelled in 1931.....	655	1,877,432 00	
Net risks in force at 31st December, 1931.....	2,027	\$5,906,560 00	

ONEIDA FARMERS' MUTUAL FIRE INSURANCE COMPANY

HEAD OFFICE, ONEIDA

Commenced Business 27th March, 1875

OFFICERS AND DIRECTORS (1932)

Officers.—President, W. G. Fagan; Vice-President, E. S. Peart; Secretary-Treasurer, Knud Wodskon, Hagersville.

Directors.—W. G. Fagan, Caledonia; E. S. Peart, Caledonia; David Smith, Hagersville; R. E. King, Cayuga; Geo. Wharton, Cayuga; Allen Anderson, Caledonia.

Auditors.—Thos. James, Hagersville; F. Ross Martindale, Caledonia.

Unassessed balance of Premium Notes, \$45,566.55

Statement for the Year Ending 31st December, 1931

Assets		
Cash on hand at head office.....		\$36 69
Cash in Bank of Commerce, Caledonia.....		28 39
" Bank of Commerce, Cayuga.....		40 62
" Royal Bank, Hagersville.....		108 99
" Bank of Commerce, Hagersville.....		29 19
" Imperial Bank, Caledonia.....		33 99
Amount of unpaid instalments and assessments of 1931.....		\$277 87
" reinsurance on losses.....		164 80
		492 30
Total Assets.....		\$934 97
Liabilities		
Amount of losses supposed.....		\$3,215 25
" unpaid loans from banks.....		500 00
" unearned cash payments carried out at 80 per cent.....		2,549 15
" all other liabilities.....		4 98
Total Liabilities.....		\$6,266 38
Total Resources		
Total assets.....		\$934 97
Total liabilities.....		6,266 38
Deficiency of Assets under Liabilities.....		\$5,331 41
Amount of premium notes in force after deducting all payments thereon and assessments levied.....	\$45,566 55	
Less residue of premium notes given by the Company for reinsurance..	4,914 80	
Net premium note assets.....		40,651 75
Total Net Resources.....		\$35,320 34
Receipts		
Cash balance at 31st December, 1930 (not extended), \$4,150.33.		
Cash received as instalments and cash payments in 1931.....		\$5,305 21
" instalments in prior years.....		142 87
" interest.....		81 67
" borrowed.....		500 00
" all other.....		9 57
Total Receipts.....		\$6,039 32

Expenditure

Expenses of management:	
Commissions, \$156.00; interest, \$11.20; license fee, \$50.00; Fire Marshal tax, \$17.97; travelling expenses, \$50.00; salaries and fees, \$509.00; printing, postage, etc., \$70.92; other expenses, \$65.70.....	\$930 79
Miscellaneous payments:	
Cash paid for losses which occurred during 1931.....	\$7,989 15
" reinsurance.....	785 20
" rebates.....	44 64
" all other.....	162 00
Total Expenditure.....	\$9,911 78

Currency of Risks

Amount covered by Policies in force, 31st December, 1931

Mutual.....	Three Years \$1,914,058 00
Less reinsurance.....	223,400 00
Net risks at 31st December, 1931.....	\$1,690,658 00

Movement in Risks

	Number	Amount
Mutual System		
Policies in force, 31st December, 1930.....	483	\$1,890,248 00
Policies new and renewed during 1931.....	188	758,730 00
Gross number and amount in force during 1931.....	671	\$2,648,978 00
Less expired and cancelled in 1931.....	178	734,920 00
Net risks in force, 31st December, 1931.....	493	\$1,914,058 00

ONTARIO THRESHERMEN'S MUTUAL FIRE INSURANCE COMPANY

HEAD OFFICE, CHATHAM, ONT.

Commenced Business 18th July, 1922

OFFICERS AND DIRECTORS (1932)

Officers.—President, J. M. Houston; Vice-President, E. S. Down; Secretary-Treasurer, Ethel F. Sandison, Chatham.

Directors.—J. M. Houston, Chatham; E. S. Down, Shedden; Byrell Harris, Chatham; Samuel Oaks, Strathroy; Wm. Chapman, Denfield; Alfred Early, Morpeth; Byron Elliott, Northwood; John Price, Belle River; K. McKenzie, Dover Centre.

Auditor.—W. R. Landon, Chatham.

Unassessed balance of Premium Notes, \$40,508.85

Statement for the Year Ending 31st December, 1931**Assets**

City of Windsor Debenture. (See Schedule "C").....	\$1,000 00
Cash on hand.....	\$542 35
Cash in Commerce Bank, Chatham.....	1,063 38
Unpaid instalments, 1931.....	1,605 73
Amount unpaid instalments levied in prior years (not extended), \$1,244.81.	1,380 50
Total Assets.....	\$3,986 23

Liabilities

Amount of losses resisted.....	\$1,462 99
" unearned premiums carried out at 80 per cent.....	5,474 46
Total Liabilities.....	\$6,937 45

Total Resources

Total assets.....	\$3,986 23
Total liabilities.....	6,937 45
Deficiency of Assets under Liabilities.....	\$2,951 22
Amount of premium notes in force after deducting all payments thereon and assessments levied.....	\$40,508 85
Total Net Resources.....	\$37,557 63

Receipts

Cash balance at 31st December, 1930 (not extended), \$1,141.79.	
Cash received as instalments of 1931.....	\$12,305 65
" as instalments of prior years.....	387 50
" as interest.....	78 59
" all other.....	105 64
Total Receipts.....	<u>\$12,877 38</u>

Expenditure

Expenses of management:	
Commissions, \$1,940.50; investigation of claims, \$231.25; license fee, \$25.00; Fire Marshal tax, \$34.80; travelling expenses, \$436.27; taxes, \$13.82; rent, \$213.00; salaries and fees, \$1,657.00; printing, postage, etc., \$349.72; other expenses, \$215.08.....	\$5,116 44
Miscellaneous payments:	
Cash paid for losses.....	7,111 20
" rebate.....	185 30
" all other.....	50
Total Expenditure.....	<u>\$12,413 44</u>

Currency of Risks

Amount covered by Policies in force, 31st December, 1931

Mutual.....	One Year <u>\$529,325 00</u>
-------------	---------------------------------

Movement in Risks

Mutual System	Number	Amount
Policies in force, 31st December, 1930.....	626	\$437,050 00
Policies new and renewed during 1931.....	810	549,825 00
Gross number and amount in force during 1931.....	1,436	\$986,875 00
Less expired and cancelled in 1931.....	641	447,550 00
Net risks in force, 31st December, 1931.....	795	<u>\$539,325 00</u>

Schedule "C"

Bonds and Debentures Owned

City of Windsor Debenture, 5 %, 1939.....	Par Value <u>\$1,000 00</u>
---	--------------------------------

OTTER MUTUAL FIRE INSURANCE COMPANY

HEAD OFFICE, NORWICH

Commenced Business 13th August, 1888

OFFICERS AND DIRECTORS (1932)

Officers.—President, A. W. Eddy; Vice-President, Jas. Rettie; Secretary-Treasurer, T. M. Cayley, Norwich.

Directors.—A. W. Eddy, Scotland; Jas. Rettie, Burgessville; Roy Carroll, Norwich; Jno. Slattery, Woodstock; S. W. Jackson, Woodstock; W. C. Topham, Burgessville; J. R. Johnson, Springford; J. W. Davis, Otterville, A. W. Smith, Scotland.

Auditors.—J. McKee, Norwich; F. W. Vardon, Springford.

Unassessed balance of Premium Notes, \$231,938.59

Statement for the Year Ending 31st December, 1931

Assets

Book value of bonds.....		\$42,330 00
Cash in Royal Bank, Scotland.....	\$12 16	
" Royal Bank, Norwich.....	1,031 39	
" Montreal Bank, Norwich.....	113 27	
" Bank of Toronto, Burford.....	28 18	
" Bank of Montreal, Woodstock.....	176 68	
	\$1,361 68	
Less outstanding cheques.....	49 79	
Amount of unpaid instalments, fixed payments, 1931.....		1,311 89
Interest due and accrued.....		2,045 96
		752 92
Total Assets.....		<u>\$46,440 77</u>

Liabilities

Amount of losses supposed.....	\$3,054 00
Unearned cash payments carried out at 80 per cent.....	12,329 91
Total Liabilities.....	<u>\$15,383 91</u>

Total Resources

Total assets.....	\$46,440 77
Total liabilities.....	15,383 91
Surplus of Assets over Liabilities.....	\$31,056 86
Amount of premium notes in force after deducting all payments thereon and assessments levied.....	\$231,938 59
Less residue of premium notes given by the Company for reinsurance..	22,490 51
Net premium note assets.....	209,448 08
Total Net Resources.....	<u>\$240,504 94</u>

Receipts

Cash balance at 31st December, 1930 (not extended), \$5,848.57.	
Cash received for application fees.....	\$922 00
" instalments and cash payments of 1931.....	27,823 05
" instalments of prior years.....	1,048 49
" interest.....	2,074 64
" reinsurance on losses.....	1,162 31
" all other.....	89 28
realization of investments (not extended), \$5,000.00.	
Total Receipts.....	<u>\$33,119 77</u>

Expenditure

Expenses of management:	
Commissions, \$1,562.90; investigation of claims, \$168.00; license fee, \$75.00; Fire Marshal tax, \$82.83; travelling expenses, \$68.60; taxes, \$18.76; rent, \$120.00; salaries and fees, \$1,521.40; printing, postage, etc., \$480.80; other expenses, \$110.28.	\$4,208 57
Miscellaneous payments:	
Amount paid for losses.....	16,629 70
" reinsurance.....	3,674 67
" rebate.....	439 71
" accrued interest.....	191 31
" all other expenditure.....	182 50
investments (not extended), \$17,330.00.	
Total Expenditure.....	<u>\$25,326 46</u>

Currency of Risks

Amount covered by Policies in force, 31st December, 1931	Three Years
Mutual.....	\$9,830,483 00
Reinsurance.....	1,075,666 00
Net risks carried at 31st December, 1931.....	<u>\$8,754,817 00</u>

Movement in Risks

Mutual System	Number	Amount
Policies in force, 31st December, 1930.....	2,474	\$9,783,796 50
Policies new and renewed during 1931.....	1,142	4,473,392 50
Gross number and amount in force during 1931.....	3,616	14,257,189 00
Less expired and cancelled in 1931.....	1,097	4,426,706 00
Net risks in force, 31st December, 1931.....	<u>2,519</u>	<u>\$9,830,483 00</u>

Schedule "C"

Bonds and Debentures Owned

Huron & Erie Debentures, 4 ¾% and 5%, 1934 and 1935.....	Par Value	Book Value
Dominion of Canada, 4%, 1960.....	\$25,000 00	\$25,000 00
	18,000 00	17,330 00
	<u>\$43,000 00</u>	<u>\$42,330 00</u>

OXFORD FARMERS' MUTUAL FIRE INSURANCE COMPANY

HEAD OFFICE, EMPRO

Commenced Business 2nd June, 1884

OFFICERS AND DIRECTORS (1932)

Officers.—President, John Whaley; Vice-President, Jno. C. McPherson; Secretary-Treasurer, H. W. Sutherland, Embro.

Directors.—Jno. Whaley, Embro; J. C. McPherson, St. Mary's; Jno. Bolton, St. Mary's; J. F. McDonald, Woodstock; Alex. Smith, Embro; Thos. Brunskill, Ingersoll; J. G. Calder, Thamesford; R. A. Matheson, Embro; Edwin Parker, Hickson.

Auditors.—E. L. Sutherland, Embro; George McIntosh, Embro.

Unassessed balance of Premium Notes, \$50,439.75

Statement for the Year Ending 31st December, 1931

Assets		
Cash at head office.....	\$145 68	
Cash in Royal Bank, Embro.....	3,005 80	
" Canada Permanent Mortgage, Woodstock.....	5,120 28	\$8,271 76
Amount of unpaid instalments for 1931.....		600 98
Total Assets.....		<u>\$8,872 74</u>
Liabilities		
Amount of losses supposed.....	\$1,500 00	
Unearned cash payments carried out at 80 per cent.....	3,868 95	
Total Liabilities.....		<u>\$5,368 95</u>
Total Resources		
Total assets.....	\$8,872 74	
Total liabilities.....	5,368 95	
Surplus of Assets over Liabilities.....		\$3,503 79
Amount of premium notes in force after deducting all payments thereon and assessments levied.....	\$50,439 75	
Less residue of premium notes given by the Company for reinsurance....	13,600 99	
Net premium note assets.....		36,838 76
Total Net Resources.....		<u>\$40,342 55</u>
Receipts		
Cash balance at 31st December, 1930 (not extended), \$8,986.86.....	\$7,770 53	
Cash received as instalments and cash payments of 1931.....	389 29	
" instalments of prior years.....	246 76	
" interest.....	4,158 77	
" reinsurance on losses.....	30 97	
" all other sources.....	\$12,596 32	
Total Receipts.....		<u>\$12,596 32</u>
Expenditure		
Expenses of management:		
Commissions, \$1,080.00; investigation of claims, \$17.00; license fee, \$50.00; Fire Marshal tax, \$21.20; travelling expenses, \$24.00; rent, \$4.00; salaries and fees, \$445.30; printing, postage, etc., \$74.00; other expenses, \$52.45....	\$1,767 95	
Miscellaneous payments:	9,859 09	
Cash paid for losses.....	1,664 58	
" reinsurance.....	19 80	
" rebates.....	\$13,311 42	
Total Expenditure.....		<u>\$13,311 42</u>
Currency of Risks		
Amount covered by Policies in force, 31st December, 1931		Three Years
Mutual System.....	\$3,071,181 50	
Less reinsurance.....	652,515 73	
Net risks in force at 31st December, 1930.....		<u>\$2,418,665 27</u>

Mutual System	Movement in Risks	
	Number	Amount
Policies in force, 31st December, 1930.....	905	\$2,960,913 00
Policies new and renewed during 1931.....	287	1,058,343 50
Gross number and amount in force during 1931.....	1,192	\$4,019,256 50
Less expired and cancelled in 1931.....	270	948,075 00
Net risks in force, 31st December, 1931.....	922	\$3,071,181 50

PEEL COUNTY FARMERS' MUTUAL FIRE INSURANCE COMPANY

HEAD OFFICE, BRAMPTON

Commenced Business 24th June, 1876

OFFICERS AND DIRECTORS (1932)

Officers.—President, J. H. Rutherford; Vice-President, J. A. Fletcher; Secretary-Treasurer, F. J. Thomson, Brampton.

Directors.—J. H. Rutherford, Bolton; J. A. Fletcher, Brampton; R. H. Lush, Clarkson; W. J. Gardhouse, Thistle town; Jas. Laidlaw, Brampton; J. M. Dolson, Brampton; Thos. Bryans, Malton; Albert Hewson, Weston; Geo. A. Cameron, Alton.

Auditors.—W. J. Beatty, Brampton; J. A. McBride, Malton.

Unassessed balance of Premium Notes, \$774,838.25

Statement for the Year Ending 31st December, 1931

Assets

Cash value of mortgages.....		\$20,100 00
Bonds, etc. (See Schedule "C").....		19,000 00
Cash at head office.....	\$25 71	
Cash in Montreal Bank, Brampton.....	8,719 87	
" Dominion Bank, Brampton.....	6,201 44	
		14,947 02
Agents' balances.....		6,119 05
Amount of unpaid instalments, 1931.....		645 30
Interest due and accrued.....		96 00
Total Assets.....		\$60,907 37

Liabilities

Amount of losses adjusted.....		\$1,200 00
" losses supposed.....		1,451 25
Unearned cash payments carried out at 80 per cent.....		60,021 08
Total Liabilities.....		\$62,672 33

Total Resources

Total assets.....		\$60,907 37
Total liabilities.....		62,672 33
Deficiency of Assets under Liabilities.....		\$1,764 96
Amount of premium notes in force after deducting all payments thereon and assessments levied.....	\$774,838 25	
Less residue of premium notes given by the Company for reinsurance..	75,800 40	
Net premium note assets.....		699,037 85
Total Net Resources.....		\$697,272 89

Receipts

Cash balance at 31st December, 1930 (not extended), \$16,915.91.		
Cash received as instalments and cash payments of 1931.....		\$67,546 20
" instalments due prior years.....		440 85
" for interest.....		3,025 33
" agents' balances of 1930 received in 1931.....		6,619 39
" reinsurance on losses.....		8,512 55
" all other.....		330 80
" from realization of investments (not extended), \$5,399.50.		
Total Receipts.....		\$86,475 12

Expenditure

Expenses of management:	
Commissions, \$4,675.00; law costs, \$36.00; investigation of claims, \$1,136.80; license fee, \$150.00; Fire Marshal tax, \$208.00; taxes, \$83.54; rent, \$306.00; salaries and fees, \$3,130.20; printing, postage, etc., \$483.41; other expenses, \$475.90.....	\$10,684 85
Miscellaneous payments:	
Cash paid for losses which occurred during 1931.....	75,087 01
" reinsurance.....	6,753 05
" rebate.....	1,318 60
Total Expenditure.....	<u>\$93,843 51</u>

Currency of Risks

Amount covered by Policies in force, 31st December, 1931

Mutual.....	Three Years \$27,134,615 00
Reinsurance.....	2,665,360 00
Net risks in force, 31st December, 1931.....	<u>\$24,498,955 00</u>

Movement in Risks

	Number	Amount
Mutual System		
Policies in force, 31st December, 1930.....	7,214	\$26,098,044 00
Policies new and renewed during 1931.....	2,831	9,246,035 00
Gross number and amount in force during 1931.....	10,045	\$35,344,079 00
Less expired and cancelled in 1931.....	2,315	8,209,464 00
Net risks in force, 31st December, 1931.....	<u>7,730</u>	<u>\$27,134,615 00</u>

Schedule "C"

Bonds and Debentures Owned

Dominion of Canada Victory Bonds, 5 $\frac{1}{2}$ %, 1934.....	Par Value \$5,000 00
Dominion of Canada Victory Bonds, 5 $\frac{1}{2}$ %, 1943.....	14,000 00
	<u>\$19,000 00</u>

PEEL AND MARYBOROUGH MUTUAL FIRE INSURANCE COMPANY

HEAD OFFICE, DRAYTON

Commenced Business 15th July, 1887

OFFICERS AND DIRECTORS (1932)

Officers.—President, Wm. Newstead; Vice-President, Q. D. Whale; Secretary-Treasurer, Robt. McArthur, Drayton.

Directors.—Wm. Newstead, Moorefield; Q. D. Whale, Alma; Robt. McClanahan, Drayton; J. J. Bryan, Amaranth Station; P. J. Cunningham, Rothsay; Jas. Kiteley, Listowel; R. Cherry, Drayton; Alex. Duff, Drayton; David Murray, Palmerston; John Ritch, Drayton; Alex. Hammond, Moorefield; J. C. Dixon, Moorefield.

Auditors.—Jas. Grieve, Moorefield; S. C. Whale, Alma.

Unassessed balance of Premium Notes, \$297,320.65

Statement for the Year Ending 31st December, 1931**Assets**

Cash value of real estate.....	\$2,000 00
Cash on hand, head office.....	\$524 31
Cash in Royal Bank, Drayton.....	15,502 75
" Bank of Commerce, Orangeville.....	19 65
" Bank of Commerce, Moorefield.....	9,025 90
Amount of unpaid instalments, 1931.....	2,240 15
Interest due and accrued.....	1,000 00
All other assets.....	58 60
Total Assets.....	<u>\$30,543 37</u>

Liabilities

Amount of losses adjusted.....	\$13,665 00
Unearned cash payments carried out at 80 per cent.....	14,205 40
Total Liabilities.....	<u>\$27,870 40</u>

Total Resources

Total assets.....	\$30,543 37
Total liabilities.....	27,870 40
Surplus of Assets over Liabilities.....	\$2,672 97
Amount of premium notes in force after deducting all payments thereon and assessments levied.....	\$297,320 65
Less residue of premium notes given by the Company for reinsurance..	6,790 11
Net premium note assets.....	290,530 54
Total Net Resources.....	<u>\$293,203 51</u>

Receipts

Cash balance at 31st December, 1930 (not extended), \$18,890.41.	
Cash received as instalments, 1931.....	\$34,888 67
" instalments of prior years.....	1,311 23
" interest.....	653 53
" reinsurance on losses.....	26 40
" all other.....	40 81
Total Receipts.....	<u>\$36,920 64</u>

Expenditure

Expenses of management:	
Commission, \$2,730.35; law costs, \$330.00; fuel and light, \$48.87; investigation of claims, \$435.60; interest, \$5.40; license fee, \$100.00; travelling expenses, \$57.50; taxes, \$2,211.02; salaries and fees, \$2,158.75; printing, postage, etc., \$365.45; other expenses, \$56.67.....	\$6,499 61
Miscellaneous payments:	
Cash paid for losses.....	22,399 59
" reinsurance.....	1,316 33
" rebate.....	350 90
Total Expenditure.....	<u>\$30,566 43</u>

Currency of Risks

Amount covered by Policies in force, 31st December, 1931	Three Years
Mutual.....	\$12,913,891 00
Reinsurance.....	316,413 00
Net risks at 31st December, 1931.....	<u>\$12,597,478 00</u>

Movement in Risks

Mutual System	Number	Amount
Policies in force, 31st December, 1930.....	3,341	\$13,213,331 00
Policies new and renewed during 1931.....	1,629	6,435,105 00
Gross number and amount in force during 1931.....	4,970	\$19,648,436 00
Less expired and cancelled in 1931.....	1,642	6,734,545 00
Net risks in force, 31st December, 1931.....	<u>3,328</u>	<u>\$12,913,891 00</u>

PRESCOTT FARMERS' MUTUAL FIRE INSURANCE COMPANY

HEAD OFFICE, ALFRED

Commenced Business 5th August, 1901

OFFICERS AND DIRECTORS (1932)

Officers.—President, Samuel Parisien; Vice-President, Ulric Daoust; Secretary-Treasurer, B. G. Parisien, Alfred.

Directors.—Samuel Parisien, Alfred; Ulric Daoust, Plantagenet; Delphis Charbonneau, Lefavre; Victor Bouthillier, Alfred Station; F. X. Cadieux, L'Original; Amedic Chevrier, Caledonia Springs; Arthur Clement, St. Albert; Auguste Dicaire, Bourget; George Menard, Casselman.

Auditors.—J. D. Preseault, Lefavre; Arthur Gratton, Alfred.

Unassessed balance of Premium Notes, \$247,512.95

Statement for the Year Ending 31st December, 1931

Assets		
Cash on hand at head office.....		\$363 62
Cash in Canadienne Nationale, L'Original.....		141 11
" Royal Bank, Plantagenet.....		455 19
" Provincial Bank, Alfred.....		1,818 99
		\$2,778 91
Amount of agents' balances.....		1,750 52
" unpaid instalments of 1931.....		1,219 10
" unpaid assessments of 1931.....		1,278 75
Reinsurance on losses.....		2,162 24
All other assets.....		2,916 89
		\$12,106 41
Liabilities		
Amount of losses adjusted.....		\$17,755 52
" unpaid loans.....		57,515 00
" unearned cash payments carried out at 80 per cent.....		31,024 44
		\$106,294 96
Total Resources		
Total assets.....		\$12,106 41
Total liabilities.....		106,294 96
		\$94,188 55
Deficiency of Assets under Liabilities.....		\$94,188 55
Amount of premium notes in force after deducting all payments thereon and assessments levied.....	\$247,512 95	
Less residue of premium notes given by the Company for reinsurance..	26,618 15	
		220,894 80
Net premium note assets.....		220,894 80
		\$126,706 25
Receipts		
Cash balance at 31st December, 1930 (not extended), \$900.25.....		\$34,330 26
Cash received as instalments and cash payments of 1931.....		194 08
" instalments due in prior years.....		38,828 08
" special assessment.....		333 62
" interest.....		33,500 00
" borrowed.....		2,126 88
" agents' balances.....		10,156 32
" from reinsurance on losses.....		4,032 95
" all other sources.....		4,032 95
" from investments (not extended), \$3,938.80.....		123,502 19
		\$123,502 19
Expenditure		
Expenses of management:		
Commissions, \$2,068.84; law costs, \$238.46; fuel and light, \$20.00; investigation of claims, \$760.55; interest, \$1,923.33; license fee, \$100.00; Fire Marshal tax, \$126.04; travelling expenses, \$104.50; rent, \$50.00; salaries and fees, \$1,897.00; printing, postage, etc., \$1,163.08; other expenses, \$3,193.90....		\$11,645 70
Miscellaneous payments:		
Cash paid for losses.....		91,099 44
" reinsurance.....		2,937 00
" rebates.....		2,380 19
" repayment of loans.....		17,500 00
		\$125,562 33
Currency of Risks		
Amount covered by Policies in force, 31st December, 1931		
Mutual.....		Three Years \$12,630,354 00
Reinsurance.....		1,257,100 00
		\$11,373,254 00
Net risks at 31st December, 1931.....		\$11,373,254 00
Movement in Risks		
Mutual System		
Policies in force, 31st December, 1930.....	Number 5,026	Amount \$13,441,949 00
Policies new and renewed during 1931.....	1,596	4,046,250 00
	6,622	\$17,488,199 00
Gross number and amount in force during 1931.....	1,821	4,857,845 00
Less expired and cancelled in 1931.....	4,801	\$12,630,354 00
	4,801	\$12,630,354 00
Net risks in force, 31st December, 1931.....		\$12,630,354 00

PUSLINCH MUTUAL FIRE INSURANCE COMPANY

HEAD OFFICE, APERFOYLE

Commenced Business, May, 1859

OFFICERS AND DIRECTORS (1932)

Officers.—President, W. J. Little; Vice-President, Thos. S. Doyle; Secretary-Treasurer, Thos. Arkell, Arkell, Ont.

Directors.—W. J. Little, Hespeler; Thos. S. Doyle, Guelph; Peter Iles, Arkell; Geo. Clark, Puslinch; H. Gilchrist, Puslinch; Alex. Smith, Hespeler; J. A. McPherson, Puslinch; Thos. Buchanan, Moffat; Donald Stewart, Puslinch.

Auditors.—Jno. A. Cockburn, Puslinch; D. A. McNaughton, Puslinch.

Unassessed balance of Premium Notes, \$65,301.45

Statement for the Year Ending 31st December, 1931

Assets		
Mortgage loans.....		\$1,125 70
Cash on hand at head office.....	\$363 86	
" deposit in Bank of Toronto, Morrison.....	116 64	
" deposit in Dominion Bank, Guelph.....	46 52	
		527 02
Amount of unpaid instalments of 1931.....		1,139 54
" unpaid assessments, 1931.....		6,615 35
Total Assets.....		<u>\$9,407 61</u>

Liabilities		
Unearned cash payments carried out at 80 per cent.....		<u>\$5,727 39</u>
Total Resources		
Total assets.....		\$9,407 61
Total liabilities.....		5,727 39
Surplus of Assets over Liabilities.....		\$3,680 22
Amount of premium notes in force after deducting all payments thereon and assessments levied.....	\$65,301 45	65,301 45
Total Net Resources.....		<u>\$68,981 67</u>

Receipts		
Cash balance at 31st December, 1930 (not extended), \$447.19.....		
Cash received for fees.....		\$138 00
" as instalments and cash payments of 1931.....		2,689 04
" instalments in prior years.....		700 79
" for special assessment, 1931.....		9,170 90
" for interest.....		105 13
" cash borrowed.....		7,200 00
Total Receipts.....		<u>\$20,003 86</u>

Expenditure		
Expenses of management:		
Investigation of claims, \$51.10; interest, \$325.00; license fee, \$50.00; Fire Marshal tax, \$17.12; salaries and fees, \$726 00.; printing, postage, etc., \$118.86; other expenses, \$83.60.....		\$1,371 68
Miscellaneous payments:		
Amount paid for losses.....		8,523 90
" rebate.....		28 45
" repayment of loans.....		10,000 00
Total Expenditure.....		<u>\$19,924 03</u>

Currency of Risks		
Amount covered by Policies in force, 31st December, 1931		
Mutual.....		Three Years <u>\$1,954,639 00</u>

Movement in Risks		
Mutual System	Number	Amount
Policies in force, 31st December, 1930.....	567	\$2,021,369 00
Policies new and renewed during 1931.....	157	531,404 00
Gross number and amount in force during 1931.....	724	\$2,552,773 00
Less expired and cancelled in 1931.....	170	598,134 00
Net risks in force, 31st December, 1931.....	554	<u>\$1,954,639 00</u>

SALTFLEET AND BINBROOK MUTUAL FIRE INSURANCE COMPANY

HEAD OFFICE, ELFRIDA

Commenced Business 30th July, 1880

OFFICERS AND DIRECTORS (1932)

Officers.—President, A. E. Walker; Vice-President, John Moffat; Secretary-Treasurer, C. I. Stewart, Hamilton.

Directors.—A. E. Walker, Bartonville; John Moffat, Ancaster; J. M. Stewart, Grimsby; C. S. Bird, Hamilton; W. B. Switzer, Binbrook; C. C. Pettit, Fruitland; Roy E. Smith, Ancaster; A. E. Smuck, Glanford; N. A. Fletcher, Hannon.

Auditor.—M. W. Matchett, Winona.

Unassessed balance of Premium Notes, \$146,137.34

Statement for the Year Ending 31st December, 1931

Assets	
Cash value of real estate.....	\$400 00
Bonds and debentures. (See Schedule "C").....	6,012 48
Amount of cash on hand at head office.....	\$19 58
Cash in Royal Bank, Hamilton.....	156 34
	175 92
Amount of unpaid instalments levied during 1931.....	2,940 01
" unpaid instalments levied in prior years (not extended), \$2,071.75.....	
Total Assets.....	\$9,528 41
Liabilities	
Amount of unpaid loans.....	\$1,200 00
" unearned cash payments carried out at 80 per cent.....	17,774 93
Total Liabilities.....	\$18,974 93
Total Resources	
Total assets.....	\$9,528 41
Total liabilities.....	18,974 93
Deficiency of Assets under Liabilities.....	\$9,446 52
Amount of premium notes in force after deducting all payments thereon and assessments levied.....	\$146,137 34
Less residue of premium notes given by the Company for reinsurance.....	6,165 80
Net premium note assets.....	139,971 54
Total Net Resources.....	\$130,525 02
Receipts	
Cash balance at 31st December, 1930 (not extended), \$236.41.....	
Cash received as instalments and cash payments of 1931.....	\$12,539 60
" instalments of prior years.....	2,470 54
" interest.....	737 43
" cash borrowed.....	3,700 00
" reinsurance on losses.....	200 00
" all other.....	4 50
" from realization of investments (not extended), \$8,612.10.....	
Total Receipts.....	\$19,652 07
Expenditure	
Expenses of management:	
Commissions, \$1,333.50; investigation of claims, \$185.00; interest, \$59.60; license fee, \$75.00; Fire Marshal tax, \$52.51; travelling expenses, \$90.00; taxes, \$6.16; salaries and fees \$1,816.70 printing, postage, etc., \$128.90 other expenses, 80.69.....	\$3,928 06
Miscellaneous payments:	
Cash paid for losses.....	20,506 74
" reinsurance.....	642 30
" rebate.....	208 06
" repayment of loans.....	2,900 00
" all other expenditure.....	139 50
Total Expenditure.....	\$28,324 66
Currency of Risks	
Amount covered by Policies in force, 31st December, 1931	
Mutual.....	Three Years \$6,672,120 00
Less reinsurance.....	290,405 00
Net risks actually carried, 31st December, 1931.....	\$6,381,715 00

Movement in Risks		
Mutual System	Number	Amount
Policies in force, 31st December, 1930.....	1,813	\$6,665,940 00
Policies new and renewed during 1931.....	630	2,168,350 00
Gross number and amount in force during 1931.....	2,443	\$8,834,290 00
Less expired and cancelled in 1931.....	609	2,035,525 00
	<u>1,834</u>	<u>\$6,798,765 00</u>

Schedule "C"

Bonds and Debentures Owned		Par Value
Saltfleet Township Debentures, 5 1/2 % and 6 %, 1932-38.....		\$3,512 48
City of Hamilton Debentures, 6 %, 1938.....		1,500 00
Province of Ontario Debentures, 5 %, 1948.....		1,000 00
		<u>\$6,012 48</u>

SOUTHWOLD FARMERS' MUTUAL FIRE INSURANCE COMPANY

HEAD OFFICE, SHEDDEN

Commenced Business 9th September, 1878

OFFICERS AND DIRECTORS (1932)

Officers.—President, Mungo McNabb; Vice-President, Geo. Silcox; Secretary-Treasurer, John H. Sells, Shedden.

Directors.—Mungo McNabb, Iona Station; Geo. Silcox, Shedden; A. E. Jones, Port Stanley, Jas. R. Gunning, Talbotville; Maxwell Hunter, Southwold; Jno. A. Campbell, St. Thomas.

Auditors.—Angus Turner, Shedden; Wm. J. Crow, Fingal.

Unassessed balance of Premium Notes, \$95,472.76

Statement for the Year Ending 31st December, 1931

Assets		
Cash on hand at head office.....	\$107 20	
Cash deposited in Bank of Commerce, Shedden.....	456 29	
“ Montreal Bank, Lawrence Station.....	56 10	
“ Montreal Bank, St. Thomas.....	151 49	
“ Huron & Erie, St. Thomas.....	39 18	
“ Bank of Commerce, St. Thomas.....	271 80	
“ Bank of Commerce, Port Stanley.....	109 21	
Amount of unpaid instalments levied during 1931.....		2,318 11
Total Assets.....		<u>\$3,509 38</u>

Liabilities

Amount of unearned premiums carried out at 80 per cent.....	<u>\$4,075 80</u>
---	-------------------

Total Resources

Total Assets.....	\$3,509 38
Total liabilities.....	4,075 80
Deficiency of Assets under Liabilities.....	\$566 42
Amount of premium notes in force after deducting all payments thereon and assessments levied.....	\$95,472 76
Less residue of premium notes given by the Company for reinsurance....	10,042 38
Net premium note assets.....	<u>\$5,430 38</u>
Total Net Resources.....	<u>\$84,863 96</u>

Receipts

Cash balance at 31st December, 1930 (not extended), \$4,839.27.	
Cash received as instalments of 1931.....	\$9,169 06
“ instalments of prior years.....	1,203 80
“ interest.....	39 15
“ reinsurance on losses.....	1,048 95
Total Receipts.....	<u>\$11,460 96</u>

Expenditure

Expenses of management:		
Commissions, \$301.00; interest, \$10.42; license fee, \$50.00; Fire Marshal tax, \$33.20; travelling expenses, \$32.00; rent, \$16.00; salaries and fees, \$730.00; printing, postage, etc., \$96.92; other expenses, \$54.00.....		\$1,323 54
Miscellaneous payments:		
Amount paid for losses.....	12,419	65
" reinsurance.....	1,190	19
" rebate.....		175 58
Total Expenditure.....		<u>\$15,108 96</u>

Currency of Risks

Amount covered by Policies in force, 31st December, 1931

Mutual.....	Three Years	\$3,847,137 00
Reinsurance.....		407,925 00
Net risks carried at 31st December, 1931.....		<u>\$3,439,212 00</u>

Movement in Risks

Mutual System	Number	Amount
Policies in force, 31st December, 1930.....	1,047	\$3,866,540 00
Policies new and renewed during 1931.....	459	1,783,807 00
Gross number and amount in force during 1931.....	1,506	\$5,650,347 00
Less expired and cancelled in 1931.....	450	1,803,210 00
Net risks in force at 31st December, 1931.....	<u>1,056</u>	<u>\$3,847,137 00</u>

SYDENHAM MUTUAL FIRE INSURANCE COMPANY

HEAD OFFICE, OWEN SOUND

Commenced Business 26th August, 1869

OFFICERS AND DIRECTORS (1932)

Officers.—President, A. S. Donald; Vice-President, Malcolm Cameron; 2nd Vice-President, Jas. A. Lemon; Secretary-Treasurer, Evan T. Macdonald, Owen Sound.

Directors.—A. S. Donald, Owen Sound; Malcolm Cameron, Owen Sound; James A. Lemon, Balaclava; L. E. Bowes, Meaford; N. McDonald, Owen Sound; James Wilson, Owen Sound; James Gardner, Owen Sound; Hugh McKay, Annan; George B. Carnhan, Meaford; Joseph Dobie, Owen Sound; Hon. E. C. Drury, Crownhill; Chas. Lipsett, Annan; Harry Carson, Tara; A. F. Pedlar, Eugenia; Victor Porteous, Owen Sound.

Auditors.—Jas. H. Van Overbeck, Owen Sound; G. D. Fleming, Owen Sound.

Unassessed balance of Premium Notes, \$753,455.46

Statement for the Year Ending 31st December, 1931**Assets**

Cash value of real estate.....	\$8,500 00
Bonds, etc. (See Schedule "C").....	10,000 00
Actual cash on hand.....	\$1,446 18
Cash in Royal Bank, Owen Sound.....	1,027 64
" Toronto Bank, Owen Sound.....	1,215 92
Agents' balances.....	3,689 74
Amount of unpaid instalments, 1931.....	993 11
" unpaid assessments, 1931.....	6,504 58
Reinsurance on losses.....	8,039 27
All other assets.....	2,102 85
	80 42
Total Assets.....	<u>\$39,909 97</u>

Liabilities

Amount of losses adjusted.....	\$15,243 25
" losses supposed.....	4,000 00
" borrowed money.....	5,796 44
" unearned cash payments carried out at 80 per cent.....	54,893 88
Total Liabilities.....	<u>\$79,927 57</u>

Total Resources	
Total assets.....	\$39,909 97
Total liabilities.....	79,927 57
Deficiency of Assets under Liabilities.....	\$40,017 60
Amount of premium notes in force after deducting all payments thereon and assessments levied.....	\$753,455 46
Less residue of premium notes given by the Company for reinsurance.....	43,105 14
Net premium note assets.....	710,350 32
Total Net Resources.....	\$670,332 72

Receipts

Cash balance at 31st December, 1930 (not extended), \$2,907.40.....	
Cash received as instalments and cash payments of 1931.....	\$90,868 98
" special assessments.....	109,657 38
" interest.....	2,428 81
" reinsurance on losses.....	13,273 76
" agents' balances.....	728 73
" cash borrowed.....	32,790 44
" all other.....	1,099 72
" from realization of investments (not extended), \$38,224.40.....	
Total Receipts.....	\$250,847 82

Expenditure

Expenses of management:	
Commissions, \$4,131.80; law costs, \$172.00; fuel and light, \$180.40; investi- gation of claims, \$2,388.74; interest, \$1,080.22; Fire Marshal tax, \$373.80; travelling expenses, \$50.00; taxes, \$323.66; salaries and license fees, \$200.00; printing, postage, etc., \$2,581.32; other expenses, \$7,712.69	\$19,194 63
Miscellaneous payments:	
Cash paid for losses.....	\$167,319 50
" reinsurance.....	3,559 43
" rebate.....	2,530 03
" repayment of loans.....	78,028 79
" all other.....	7,657 50
" investments (not extended), \$10,000.00.....	
Total Expenditure.....	\$278,289 88

Currency of Risks

Amount covered by Policies in force, 31st December, 1931

	Three Years
Mutual.....	\$34,850,757 43
Reinsurance.....	2,117,589 00
Net risks as at 31st December, 1931.....	<u>\$32,733,168 43</u>

Movement in Risks

	Number	Amount
Mutual System		
Policies in force, 31st December, 1930.....	12,246	\$39,109,480 60
Policies new and renewed during 1931.....	2,925	9,296,576 00
Gross number and amount in force during 1931.....	15,171	\$48,406,056 60
Less expired and cancelled in 1931.....	4,283	13,555,299 17
Net risks in force at 31st December, 1931.....	<u>10,888</u>	<u>\$34,850,757 43</u>

Schedule "C"

Bonds and Debentures

Grey and Bruce Guaranteed Investment.....	Par Value \$10,000 00
---	--------------------------

NOTE.—The business of The Sydenham Mutual Fire Insurance Company was reinsured with The Wawanesa Mutual Insurance Company, effective as of January 1st, 1932.

TOWNSEND FARMERS' MUTUAL FIRE INSURANCE COMPANY

HEAD OFFICE, WATERFORD

Commenced Business 10th April, 1879

OFFICERS AND DIRECTORS (1932)

Officers.—President, S. C. Kitchen; Vice-President, Wm. E. Mason; Secretary-Treasurer, D. A. Hill, Waterford.

Directors.—S. C. Kitchen, Waterford; Wm. E. Mason, Simcoe; I. Wilcox, Wilsonville; Nelson Hall, Waterford; Geo. J. Boyd, Waterford; C. J. Swanton, Waterford; B. Kellum, Waterford; Geo. H. Hilborn, Wilsonville; Clyde Renner, Waterford.

Auditors.—F. W. Cline, Waterford; W. F. Hewitt, Waterford.

Unassessed balance of Premium Notes, \$91,987.53

Statement for the Year Ending 31st December, 1931

Assets		
Bonds, debentures, etc. (See Schedule "C")		\$17,402 80
Amount unpaid of annual instalments, 1931		93 30
Total Assets		<u>\$17,496 10</u>
Liabilities		
Amount of losses adjusted		\$500 00
" borrowed money		2,541 60
Unearned cash payments carried out at 80 per cent.		4,459 40
Total Liabilities		<u>\$7,501 00</u>
Total Resources		
Total assets		\$17,496 10
Total liabilities		7,501 00
Surplus of Assets over Liabilities		<u>\$9,995 10</u>
Amount of premium notes in force after deducting all payments thereon and assessments levied	\$91,987 53	
Less residue of premium notes given by the Company for reinsurance	2,696 04	
Net premium note assets		<u>\$89,291 49</u>
Total Net Resources		<u>\$99,286 59</u>
Receipts		
Cash balance at 31st December, 1930 (not extended), \$1,200.31		\$11,186 65
Cash received as instalments of 1931		53 15
" instalments of prior years		893 51
" interest		2,541 60
" cash borrowed		
" from investments (not extended), \$5,631.14		\$14,674 91
Total Receipts		<u>\$14,674 91</u>
Expenditure		
Expenses of management:		
Commissions, \$610.00; investigation of claims, \$33.00; license fee, \$50.00; Fire Marshal tax, \$36.03; travelling expenses, \$92.75; taxes, \$14.00; salaries and fees, \$980.30; printing, postage, etc., \$105.08; other expenses, \$146.35		\$2,067 51
Miscellaneous payments:		
Amount paid for losses which occurred during 1931		15,629 64
" reinsurance		379 20
" rebate		192 19
" accrued interest		50 20
" investments (not extended), \$3,187.62		\$18,318 74
Total Expenditure		<u>\$18,318 74</u>
Currency of Risks		
Amount covered by Policies in force, 31st December, 1931		Three Years
Mutual		\$3,665,984 00
Reinsurance		133,515 00
Net risks carried at 31st December, 1931		<u>\$3,532,469 00</u>
Movement in Risks		
	Number	Amount
Mutual System		
Policies in force, 31st December, 1930	1,061	\$3,665,984 00
Policies new and renewed during 1931	400	1,222,404 00
Gross number and amount in force during 1931	<u>1,461</u>	<u>\$4,908,066 00</u>
Less expired and cancelled in 1931	402	1,242,082 00
Net risks in force, 31st December, 1931	<u>1,059</u>	<u>\$3,665,984 00</u>
Schedule "C"		
Bonds and Debentures Owned		Par Value
City of Edmonton, 5 1/2 %, 1915		\$4,000 00
Township of Sandwich East, 5 %, 1934		2,000 00
East Windsor, 5 1/2 %, 1932		834 98
Town of Riverside, 5 1/2 %, 1932		746 39
Township of Sandwich East, 5 1/2 %, 1932		704 85
East Windsor, 5 1/2 %, 1933		1,461 16
Kapuskasing, 5 1/2 %, 1932		1,500 00
Township of Sandwich West, 5 1/2 %, 1932		2,000 00
Township of Sandwich West, 5 1/2 %, 1932		1,000 00
Town of Riverside, 5 1/2 %, 1931		678 48
Township of Sandwich East, 5 1/2 %, 1932		176 94
Town of Riverside, 5 1/2 %, 1932		300 00
Town of Ford City, 6 %, 1932		2,000 00
Total		<u>\$17,402 80</u>

THE USBORN AND HIBBERT MUTUAL FIRE INSURANCE COMPANY

HEAD OFFICE, EXETER

Commenced Business 28th June, 1876

OFFICERS AND DIRECTORS (1932)

Officers.—President, Frank McConnell; Vice-President, Angus Sinclair; Secretary-Treasurer W. A. Turnbull, Exeter.

Directors.—Frank McConnell, Dublin; Angus Sinclair, Mitchell; Simon Dow, Cromarty; John T. Allison, Exeter; Samuel Norris, Staffa; Wm. Brock, Granton.

Auditors.—Andrew Christie, Cromarty; Gilbert Duncan, Kirkton.

Unassessed balance of Premium Notes, \$282,541.75

Statement for the Year Ending 31st December, 1931

Assets

Mortgage loans, etc.....	\$4,800 00
Bonds, etc. (<i>See Schedule "C"</i>).....	46,000 00
Cash on hand at head office.....	\$87 47
Cash in Bank of Commerce, Exeter.....	12,651 74
	12,739 21
Amount of unpaid instalments of 1931.....	912 85
" interest due and accrued.....	1,035 00
Total Assets.....	<u>\$65,487 06</u>

Liabilities

Amount of unearned premiums carried out at 80 per cent.....	<u>\$9,044 11</u>
---	-------------------

Total Resources

Total assets.....	\$65,487 06
Total liabilities.....	9,044 11
Surplus of Assets over Liabilities.....	\$56,442 95
Amount of premium notes in force after deducting all payments thereon and assessments levied.....	\$282,541 75
	282,541 75
Total Net Resources.....	<u>\$338,984 70</u>

Receipts

Cash balance at 31st December, 1930 (not extended), \$14,657.49.	
Cash received as instalments of 1931.....	\$21,697 45
" instalments of prior years.....	774 50
" interest.....	3,029 98
Total Receipts.....	<u>\$25,501 93</u>

Expenditure

Expenses of management:	
Commissions, \$685.50; law costs, \$11.00; investigation of claims, \$204.00; license fee, \$100.00; Fire Marshal tax, \$73.87; travelling expenses, \$110.95; rent, \$38.00; salaries and fees, \$1,101.15; printing, postage, etc., \$269.17; other expenses, \$178.85.....	\$2,772 49
Miscellaneous payments:	
Cash paid for losses.....	24,507 29
" rebate.....	140 42
Total Expenditure.....	<u>\$27,420 20</u>

Currency of Risks

Amount covered by Policies in force, 31st December, 1931	Three Years
Mutual.....	<u>\$10,876,840 00</u>

Movement in Risks

Mutual System	Number	Amount
Policies in force, 31st December, 1930.....	2,547	\$10,742,295 00
Policies new and renewed during 1931.....	1,287	5,551,695 00
Gross number and amount in force during 1931.....	3,834	\$16,293,990 00
Less expired or cancelled in 1931.....	1,282	5,417,150 00
Net risks in force, 31st December, 1931.....	<u>2,552</u>	<u>\$10,876,840 00</u>

Schedule "C"

Bonds and Debentures Owned

	Par Value
Victory Bonds, 5 ½ %, 1932.....	\$1,000 00
Huron & Erie Debentures, 5 %, 1936.....	15,000 00
C. N. R. Bonds, 5 %, 1954.....	10,000 00
Huron & Erie Mortgage Company, 4 ½ %, 1933.....	5,000 00
British Mortgage Trust Corporation, 5 %, 1933.....	5,000 00
C. N. R. Bonds, 5 %, 1954.....	10,000 00
	<u>\$46,000 00</u>

WALPOLE FARMERS' MUTUAL FIRE INSURANCE COMPANY

HEAD OFFICE, JARVIS

Commenced Business 27th July, 1867

OFFICERS AND DIRECTORS (1932)

Officers.—President, J. B. McKenzie; Vice-President, John Mitchell; Secretary-Treasurer, George L. Miller, Jarvis.

Directors.—J. B. McKenzie, Nanticoke; John Mitchell, Jarvis; J. N. Howard, Hagersville; J. J. Parsons, Jarvis; J. W. Roulston, Hagersville; David Lindsay, Hagersville; Joseph Awde, Hagersville; Geo. E. Pond, Selkirk; Warren Banfield, Nanticoke.

Auditors.—Ivan W. Holmes, Jarvis; Jas. McKenzie, Jarvis.

Unassessed balance of Premium Notes, \$145,392.45

Statement for the Year Ending 31st December, 1931

Assets	
Bonds, debentures, etc. (See Schedule "C").....	\$8,000 00
Cash value of real estate.....	2,500 00
Cash in Bank of Commerce, Jarvis.....	7,139 91
Agents' balances.....	282 45
Amount of unpaid instalments of 1931.....	436 75
Interest due and accrued.....	135 00
Total Assets.....	<u>\$18,494 11</u>
Liabilities	
Amount of unearned premiums carried out at 80 per cent.....	<u>\$3,770 79</u>
Total Resources	
Total assets.....	\$18,494 11
Total liabilities.....	3,770 79
Surplus of Assets over Liabilities.....	\$14,723 32
Amount of premium notes in force after deducting all payments thereon and assessments levied.....	\$145,392 45
Less residue of premium notes given by the Company for reinsurance..	7,725 95
Net premium note assets.....	137,666 50
Total Net Resources.....	<u>\$152,389 82</u>
Receipts	
Cash balance at 31st December, 1930 (not extended), \$1,952.48.	
Cash received as instalments of 1931.....	\$8,995 05
" instalments due in prior years.....	286 90
" for interest.....	482 40
" other sources.....	125 00
Total Receipts.....	<u>\$9,889 35</u>
Expenditure	
Expenses of management:	
Fuel and light, \$55.00; investigation of claims, \$13.50; license fee, \$50.00; Fire Marshal tax, \$30.11; travelling expenses, \$75.20; taxes, \$50.43; rent, \$9.00; salaries and fees, \$1,435.80; printing, postage, etc., \$225.65; other expenses, \$140.25.....	\$2,084 94
Miscellaneous payments:	
Cash paid for losses.....	2,056 60
" reinsurance.....	488 80
" rebate.....	49 75
" other expenditure.....	21 83
Total Expenditure.....	<u>\$4,701 92</u>

Currency of Risks

Amount covered by Policies in force, 31st December, 1931

Mutual.....	\$3,324,990 00	Three Years
Reinsurance.....	168,150 00	
		<u>\$3,156,840 00</u>
Net risks carried at 31st December, 1931.....		<u>\$3,156,840 00</u>

Movement in Risks

Mutual System	Number	Amount
Policies in force, 31st December, 1930.....	783	\$3,402,115 00
Policies new and renewed during 1931.....	388	1,691,500 00
Gross number and amount in force during 1931.....	1,171	\$5,093,615 00
Less expired and cancelled during 1931.....	388	1,768,625 00
Net risks in force, 31st December, 1931.....	783	<u>\$3,324,990 00</u>

Schedule "C"

Bonds and Debentures Owned

Huron & Erie Debentures, 5%, 1935.....	<u>Par Value</u>
	<u>\$8,000 00</u>

(NORTH) WATERLOO FARMERS' MUTUAL FIRE INSURANCE COMPANY

HEAD OFFICE, WATERLOO

Commenced Business 1st August, 1874

OFFICERS AND DIRECTORS (1932)

Officers.—President, M. M. Shantz; Vice-President, J. W. Hartlieb; Secretary, Jos. H. Woods, Waterloo.

Directors.—M. M. Shantz, Crosshill; J. W. Hartlieb, Kitchener; Hartley Stauffer, Waterloo; Sam C. Shantz, Kitchener; J. H. Woods, Waterloo; J. C. Hallman, Petersburg; L. Bowman, Conestoga; Val Otterbein, Heidelberg; H. Bowman, Ariss; J. M. Burnett, Elora; Sam Cassel, Kitchener; F. W. Yungblut, Gowanstown.

Auditors.—Peter Snyder, Kitchener; I. Hillborn, Kitchener.

Unassessed balance of Premium Notes, \$989,463.87

Statement for the Year Ending 31st December, 1931

Assets

Book value of real estate.....	\$1,000 00
Amount of mortgages.....	121,800 00
Cash on hand at head office.....	\$10 55
Cash in Montreal Bank, Waterloo.....	218 40
	228 95
Amount of agents' balances, 1931.....	887 10
" unpaid assessments, 1931.....	3,004 80
" reinsurance on losses.....	2,207 70
" interest due and accrued.....	5,157 29
Total Assets.....	<u>\$134,285 84</u>

Liabilities

Amount of losses adjusted.....	\$23,200 00
" borrowed money.....	20,000 00
" unearned cash payments carried out at 80 per cent.....	38,932 49
" interest accrued.....	180 82
Total Liabilities.....	<u>\$82,313 31</u>

Total Resources

Total assets.....	\$134,285 84
Total liabilities.....	82,313 31
	<u>\$51,972 53</u>
Amount of premium notes in force after deducting all payments thereon and assessments levied.....	\$989,463 87
Less residue of premium notes given by the Company for reinsurance.....	31,098 25
Net premium note assets.....	958,365 62
Total Net Resources.....	<u>\$1,010,338 15</u>

Receipts

Cash balance at 31st December, 1930 (not extended), \$1,086.47.	
Cash received as instalments of 1931.....	\$89,638 40
" " instalments of prior years.....	1,964 45
" " interest.....	6,929 19
" " cash borrowed.....	20,000 00
" " reinsurance on losses.....	62 03
" " from all other sources.....	758 42
" " from realization on securities (not extended), \$15,512.17.	
Total Receipts.....	<u>\$119,352 49</u>

Expenditure

Expenses of management:	
Commissions, \$8,779.00; law costs, \$451.85; investigation of claims, \$1,085.05; interest, \$114.10; license fee, \$250.00; Fire Marshal tax, \$266.64; taxes, \$51.10; rent, \$365.00; salaries and fees, \$5,725.00; printing, postage, etc., \$1,009.38; other expenses, \$600.62.....	\$18,697 74
Miscellaneous payments:	
Cash paid for losses.....	106,461 93
" " reinsurance.....	2,862 04
" " rebates.....	700 47
" " repayment of loans.....	7,000 00
Total Expenditure.....	<u>\$135,722 18</u>

Currency of Risks

Amount covered by Policies in force, 31st December, 1931

	Three Years
Mutual.....	\$41,897,735 00
Reinsurance.....	1,337,750 00
Net risks carried at 31st December, 1931.....	<u>\$40,559,985 00</u>

Movement in Risks

	Mutual System	Number	Amount
Policies in force, 31st December, 1930.....		9,477	\$40,827,397 00
Policies new and renewed during 1931.....		4,827	20,777,978 00
Gross number and amount in force during 1931.....		14,304	\$61,605,375 00
Less expired or cancelled in 1931.....		4,357	19,707,640 00
Net risks in force, 31st December, 1931.....		<u>9,947</u>	<u>\$41,897,735 00</u>

WEST WAWANOSH MUTUAL FIRE INSURANCE COMPANY

HEAD OFFICE, DUNGANNON

Commenced Business 13th May, 1879

OFFICERS AND DIRECTORS (1932)

Officers.—President, C. F. Hewitt; Vice-President, Robt. Davidson; Secretary, G. C. Treleaven, Dungannon; Treasurer, Thos. Stothers, Dungannon.

Directors.—C. F. Hewitt, Kincardine; Robt. Davidson, Dungannon; H. C. Salkeld, Goderich; Wm. McQuillin, Lucknow; Wm. P. Reed, Lucknow; T. Griffin, Goderich; Wm. J. Thompson, Auburn; Wm. G. Watson, Auburn; Ernest Ackert, Holyrood.

Auditors.—Bert Marsh, Auburn; Donald McLean, Lucknow.

Unassessed balance of Premium Notes, \$614,815.94

Statement for the Year Ending 31st December, 1931

	Assets	
Book value of real estate.....		\$2,500 00
Bonds and debentures. (See Schedule "C").....		32,000 00
Cash in Commerce Bank, Dungannon.....	\$3,871 10	
" " Royal Bank, Kincardine.....	569 20	
Amount of unpaid instalments of 1931.....		4,440 30
Interest due and accrued.....		590 30
		466 80
Total Assets.....		<u>\$39,997 40</u>
	Liabilities	
Amount of losses adjusted.....		\$3,250 00
" " losses supposed.....		6,360 00
" " unearned premiums carried out at 80 per cent.....		13,255 33
Total Liabilities.....		<u>\$22,865 33</u>

		Total Resources	
Total assets.....			\$39,997 40
Total liabilities.....			<u>22,865 33</u>
Surplus of Assets over Liabilities.....			\$17,132 07
Amount of premium notes in force after deducting all payments thereon and assessments levied.....	\$614,815 94		
Less residue of premium notes given by the Company for reinsurance.....	<u>6,155 20</u>		
Net premium note assets.....			<u>608,660 74</u>
Total Net Resources.....			<u><u>\$625,792 81</u></u>

Receipts

Cash balance at 31st December, 1930 (not extended), \$3,057.35.....			
Cash received as instalments of 1931.....		\$33,722 97	
" instalments due in prior years.....		392 55	
" interest.....		2,231 37	
" borrowed money.....		12,800 00	
" reinsurance on losses.....		108 90	
" all other.....		<u>104 00</u>	
from investments (not extended), \$13,945.88.....			
Total Receipts.....			<u><u>\$49,359 79</u></u>

Expenditure

Expenses of management:			
Commissions, \$2,497.00; Division Court costs, \$5.35; fuel and light, \$29.16; investigation of claims, \$522.00; interest, \$110.16; license fee, \$100.00; Fire Marshal tax, \$107.10; travelling expenses, \$313.95; taxes, \$17.90; rent, \$6.00; salaries and fees, \$1,802.50; printing, postage, etc., \$459.81; other expenses, \$126.81.....			\$6,097 74
Miscellaneous payments:			
Cash paid for losses.....		41,834 71	
" reinsurance.....		752 52	
" rebate.....		437 75	
" repayment of loans.....		<u>12,800 00</u>	
Total Expenditure.....			<u><u>\$61,922 72</u></u>

Currency of Risks

Amount covered by Policies in force, 31st December, 1931

	Three Years
Mutual.....	\$16,817,566 00
Reinsurance.....	<u>246,697 50</u>
Net risks actually carried by Company at 31st December, 1931.....	<u><u>\$16,570,868 50</u></u>

Movement in Risks

	Number	Amount
Mutual System		
Policies in force, 31st December, 1930.....	5,015	\$16,104,238 00
Policies new and renewed during 1931.....	<u>2,566</u>	<u>8,607,577 00</u>
Gross number and amount in force during 1931.....	7,581	\$24,711,815 00
Less expired and cancelled in 1931.....	<u>2,447</u>	<u>7,894,249 00</u>
Net risks in force, 31st December, 1931.....	<u><u>5,134</u></u>	<u><u>\$16,817,566 00</u></u>

Schedule "C"

Bonds and Debentures Owned

	Par Value
Dominion of Canada Victory Bonds, 5 $\frac{1}{2}$ %, 1934.....	\$2,000 00
Dominion of Canada Victory Bonds, 4 $\frac{1}{2}$ %, 1940.....	10,000 00
Dominion of Canada Victory Bonds, 4 $\frac{1}{2}$ %, 1946.....	15,000 00
Canadian National Railway (Guaranteed by Dominion), 4 $\frac{1}{2}$ %, 1968.....	<u>5,000 00</u>
	<u><u>\$32,000 00</u></u>

WESTMINSTER MUTUAL FIRE INSURANCE COMPANY

HEAD OFFICE, WILTON GROVE

Commenced Business 11th December, 1857

OFFICERS AND DIRECTORS (1932)

Officers.—President, W. H. Weatherston; Vice-President, R. A. McDougall; Secretary-Treasurer, R. S. Nichol, Wilton Grove.

Directors.—W. H. Weatherston, Glanworth; Robt. A. McDougall, Glanworth; Geo. Lind, Wilton Grove; M. E. Hooper, Lambeth; Adam Gartly, Wilton Grove; Thos. H. Hunt, Lambeth.

Auditors.—Harry Poole, Lambeth; W. S. Laidlaw, Wilton Grove.

Unassessed balance of Premium Notes, \$127,609.62

Statement for the Year Ending 31st December, 1931

Assets	
Bonds and debentures (<i>See Schedule "C"</i>).....	\$17,207 98
Cash on hand at head office.....	\$35 76
Cash in Royal Bank, Lambeth, Ont.....	242 44
" Huron & Erie Mortgage Corporation, London, Ont.....	1,738 10
" Montreal Bank, London, Ont., Market Branch.....	1,572 34
" Bank of Nova Scotia, Belmont.....	232 46
	3,821 10
Total Assets.....	\$21,029 08

Liabilities

Unearned premiums carried out at 80 per cent.....	\$5,197 00
---	------------

Total Resources

Total assets.....	\$21,029 08
Total liabilities.....	5,197 00
Surplus of Assets over Liabilities.....	\$15,832 08
Amount of premium notes in force after deducting all payments thereon and assessments levied.....	\$127,609 62
Less residue of premium notes given by the Company for reinsurance.....	5,382 58
Net premium note assets.....	122,227 04
Total Net Resources.....	\$138,059 12

Receipts

Cash balance at 31st December, 1930 (not extended), \$2,555.59.	
Cash received as instalments of 1931.....	\$13,096 91
" interest.....	1,477 99
" reinsurance on losses.....	4 00
" from investments (not extended), \$12,448.65.	
Total Receipts.....	\$14,578 90

Expenditure

Expenses of management:	
Commissions, \$474.00; law costs, \$18.00; investigation of claims, \$123.00; license fee, \$75.00; Fire Marshal tax, \$41.75; travelling expenses, \$56.00; rent, \$19.00; salaries and fees, \$962.00; printing, postage, etc., \$139.08; other expenses, \$34.95.....	\$1,942 78
Miscellaneous payments:	
Cash paid for losses.....	\$15,601 93
" reinsurance.....	558 98
" rebate.....	658 35
" investments (not extended), \$7,000.00.	
Total Expenditure.....	\$18,762 04

Currency of Risks

Amount covered by Policies in force, 31st December, 1931	Three Years
Mutual.....	\$5,055,342 00
Reinsurance on mutual system.....	213,714 00
Net risks carried by the Company at 31st December, 1931.....	\$4,841,628 00

Movement in Risks

Mutual System	Number	Amount
Policies in force, 31st December, 1930.....	1,291	\$5,011,228 00
Policies new and renewed during 1931.....	548	1,963,366 00
Gross number and amount in force during 1931.....	1,839	\$6,974,594 00
Less expired and cancelled in 1931.....	510	1,919,252 00
Net risks in force, 31st December, 1931.....	1,329	\$5,055,342 00

Schedule "C"

Bonds and Debentures Owned

Lambeth Waterworks Debentures, 6%, 1948.....	Par Value
Huron & Erie Debenture, 5% and 4½%, 1932-35.....	\$12,207 98
	5,000 00
	\$17,207 98

EAST WILLIAMS MUTUAL FIRE INSURANCE COMPANY

HEAD OFFICE, NAIRN

Commenced Business 8th August, 1875

OFFICERS AND DIRECTORS (1932)

Officers.—President, Jno. A. Morrison; Vice-President, Jno. McCallum; Secretary-Treasurer, Jno. A. McLeish, Kerrwood.

Directors.—Jno. A. Morrison, Parkhill; John McCallum, Dentfield; Alex. F. Ross, Parkhill; Neil Chisholm, Parkhill; A. H. McLeish, Parkhill; Jas. McLean, Parkhill; W. H. McLeish, Kerrwood; D. A. McIntyre, Ailsa Craig; R. G. Brock, Strathroy.

Auditors.—Peter Reinhardt, Kerrwood; Ambrose Topping, Arkona.

Unassessed balance of Premium Notes, \$90,285.51

Statement for the Year Ending 31st December, 1931

Assets		
Cash on hand at head office.....	\$342 81	
Cash in Bank of Commerce, Arkona.....	4,282 36	
		\$4,625 17
Amount of unpaid instalments of 1931.....		518 56
Total Assets.....		<u>\$5,143 73</u>
Liabilities		
Amount of losses supposed.....		\$1,510 00
unearned premiums carried out at 80 per cent.....		4,236 32
Total Liabilities.....		<u>\$5,746 32</u>
Total Resources		
Total assets.....		5,143 73
Total liabilities.....		<u>5,746 32</u>
Deficiency of Assets under Liabilities.....		\$602 59
Amount of premium notes in force after deducting all payments thereon and assessments levied.....	\$90,285 51	
Less residue of premium notes given by the Company for reinsurance....	3,589 23	
Net premium note assets.....		<u>\$8,696 28</u>
Total Net Resources.....		<u>\$86,093 69</u>
Receipts		
Cash balance at 31st December, 1930 (not extended), \$3,814.23.		
Cash received as instalments of 1931.....		\$10,689 60
" instalments of prior years.....		312 33
" interest.....		114 90
" all other.....		43 55
		<u>\$11,160 38</u>
Expenditure		
Expenses of management:		
Commissions, \$766.50; investigation of claims, \$78.00; license fee, \$50.00; Fire Marshal tax, \$30.56; travelling expenses, \$42.00; rent, \$6.00; salaries and fees, \$579.00; printing, postage, etc., \$323.69; other expenses, \$31.04.....		\$1,906 79
Miscellaneous payments:		
Cash paid for losses which occurred during 1931.....		7,821 11
" reinsurance.....		493 19
" rebate.....		128 55
Total Expenditure.....		<u>\$10,349 44</u>
Currency of Risks		
Amount covered by Policies in force, 31st December, 1931		
Mutual.....		Three Years \$3,690,974 00
Reinsurance, mutual system.....		<u>167,536 00</u>
Net risks in force at 31st December, 1931.....		<u>\$3,523,438 00</u>

Movement in Risks

Mutual System	Number	Amount
Policies in force, 31st December, 1930.....	1,116	\$3,304,296 00
Policies new and renewed during 1931.....	530	1,419,925 00
Gross number and amount in force during 1931.....	1,646	\$4,724,221 00
Less expired and cancelled in 1931.....	381	1,033,247 00
Net risks in force at 31st December, 1931.....	<u>1,265</u>	<u>\$3,690,974 00</u>

YARMOUTH MUTUAL FIRE INSURANCE COMPANY

HEAD OFFICE, ST. THOMAS

Commenced Business 17th October, 1881

OFFICERS AND DIRECTORS (1932)

Officers.—President, C. A. Campbell; Vice-President, S. W. Zavitz; Secretary-Treasurer, A. E. Bucke, St. Thomas.

Directors.—Colin A. Campbell, Belmont; S. W. Zavitz, St. Thomas; C. E. Locke, St. Thomas; Ralph Marlatt, Union; Geo. Russell, St. Thomas; Geo. Westlake, St. Thomas.

Auditors.—A. J. Gloin, Yarmouth Centre; A. Mills, St. Thomas.

Unassessed balance of Premium Notes, \$86,130.50

Statement for the Year Ending 31st December, 1931

Assets

Actual cash on hand at head office.....	\$160 57	
Cash in Huron & Erie Mortgage Corporation, St. Thomas.....	2,087 81	
" Province of Ontario Savings Office, Aylmer.....	850 94	
Amount of unpaid instalments, 1931.....		\$3,099 32
		322 05
Total Assets.....		<u>\$3,421 37</u>

Liabilities

Unearned cash payments carried out at 80 per cent.....	\$5,509 20
--	------------

Total Resources

Total assets.....	\$3,421 37
Total liabilities.....	5,509 20
Deficiency of Assets under Liabilities.....	\$2,087 83
Amount of premium notes in force after deducting all payments thereon and assessments levied.....	\$86,130 50
Less residue of premium notes given by the Company for reinsurance... ..	7,943 22
Net premium note assets.....	78,187 28
Total Net Resources.....	<u>\$76,099 45</u>

Receipts

Cash balance at 31st December, 1930 (not extended), \$4,640.45.	
Cash held by agents for fees (not extended), \$256.00.	
Cash received as instalments and cash payments for 1931.....	\$10,963 70
" from instalments of prior years.....	107 40
" assessments of prior years.....	29 40
" as interest.....	187 46
" for reinsurance on losses.....	3,684 47
" all other.....	9 00
Total Receipts.....	<u>\$14,981 43</u>

Expenditure

Expenses of management:	
Commissions, \$129.00; investigation of claims, \$70.00; license fee, \$50.00; Fire Marshal tax, \$36.63; travelling expenses, \$16.70; taxes, \$5.50; salaries and fees, \$766.00; printing, postage, etc., \$120.92; other expenses, \$19.58.....	\$1,214 33
Miscellaneous payments:	
Cash paid for losses.....	14,115 14
" reinsurance.....	1,081 43
" rebate.....	86 66
Total Expenditure.....	<u>\$16,522 56</u>

Currency of Risks

Amount covered by Policies in force, 31st December, 1931

	Three Years
Mutual.....	\$3,889,200 00
Less reinsurance.....	344,155 00
Net amount of risks, 31st December, 1931.....	<u>\$3,545,045 00</u>

Movement in Risks

Mutual System	Number	Amount
Policies in force, 31st December, 1930.....	1,164	\$4,021,395 00
Policies new and renewed during 1931.....	359	1,179,405 00
Gross number and amount in force during 1931.....	<u>1,523</u>	<u>\$5,200,800 00</u>
Less expired and cancelled during 1931.....	417	1,311,600 00
Net risks in force, 31st December, 1931.....	<u>1,106</u>	<u>\$3,889,200 00</u>

II.—FARMERS' MUTUAL—WEATHER

HURON WEATHER INSURANCE MUTUAL COMPANY

HEAD OFFICE, ZURICH, ONT.

Commenced Business 31st May, 1906

OFFICERS AND DIRECTORS (1932)

Officers.—President, Jas. Scott; Vice-President, Henry Raw; Secretary-Treasurer, Chas. Monteith, Woodham.

Directors.—Jas. Scott, Brucefield; Henry Raw, Zurich; Geo. Penhale, Exeter; Roland Geiger, Zurich; Geo. McKee, Seaforth; Geo. F. Yungblut, Auburn; Benson Williams, Exeter; Andrew Christie, Cromarty; D. Fotheringham, Brucefield.

Auditors.—Henry Strang, Hensal; John Campbell, Exeter.

Unassessed balance of Premium Notes, \$207,759.45

Statement for Year Ending December 31st, 1931

Assets		
Cash on hand at head office.....	\$611 50	
Cash in Bank of Montreal, Hensal.....	7,715 81	
		\$8,327 31
Amount of unpaid instalments, 1931.....		338 80
Total Assets.....		\$8,666 11
Liabilities		
Unearned cash payments.....		\$11,056 91
Total Resources		
Total assets.....		\$8,666 11
Total liabilities.....		11,056 91
Deficiency of Assets under Liabilities.....		\$2,390 80
Amount of premium notes in force after deducting all payments thereon and assessments levied.....	\$207,759 45	
Net premium note assets (extended).....		207,759 45
Total Net Resources.....		\$205,368 65
Receipts		
Cash balance at 31st December, 1930 (not extended), \$4,334.93.		
Cash received for instalments and cash payments, 1931.....		\$9,202 80
instalments due in prior years.....		120 05
Total Receipts.....		\$9,322 85
Expenditure		
Expenses of management:		
Commissions, \$1,200.75; law costs, \$7.63; investigation of claims, \$159.50; license fee, \$75.00; travelling expenses, \$181.10; rent, \$20.00; salaries and fees, \$891.80; printing, postage, etc., \$188.41; other expenses, \$13.00.....		\$2,737 19
Miscellaneous payments:		
Cash paid for losses.....		2,361 68
" rebate.....		231 60
Total Expenditure.....		\$5,330 47
Currency of Risks		
Amount covered by Policies in force, 31st December, 1931		
Mutual.....		Three Years \$5,802,225 00
Movement in Risks		
Mutual System	Number	Amount
Policies in force, 31st December, 1930.....	3,152	\$5,814,075 00
Policies new and renewed during 1931.....	1,005	1,863,050 00
Gross number and amount in force during 1931.....	4,157	\$7,677,125 00
Less expired and cancelled in 1931.....	1,028	1,874,900 00
Net risks in force, 31st December, 1931.....	3,129	\$5,802,225 00

ONTARIO FARMERS' WEATHER INSURANCE MUTUAL COMPANY

HEAD OFFICE, GRAND VALLEY, ONT.

Commenced Business 18th August, 1904

OFFICERS AND DIRECTORS (1932)

Officers.—President, Wm. Park; Vice-President, C. E. Archibald; Secretary and Manager, W. A. Wansbrough, Grand Valley.

Directors.—Wm. Park, Belwood; C. E. Archibald, Grand Valley; W. J. Jelly, Woodstock; Wm. Scaife, Grand Valley; Walter Richardson, Grand Valley; N. J. Stanley, Denfield; J. C. Ross, Port Dover; J. B. McKay, Paisley; F. H. Neil, London; James A. Campbell, Thedford; A. G. Ferguson, Chatsworth.

Auditors.—J. A. Richardson, Shelburne; W. J. Graham, Grand Valley.

Unassessed balance of Premium Notes, \$179,505.90

Statement for Year Ending 31st December, 1931

Assets

Cash value of real estate.....	\$2,500 00
Bonds and debentures.....	10,000 00
Cash in Royal Bank, Grand Valley.....	\$15,158 96
" various banks and loan company.....	268 50
" agents' hands.....	15,427 46
Amount of unpaid instalments of 1931.....	556 98
Interest accrued.....	1,573 80
	154 10
Total Assets.....	\$30,212 34

Liabilities

Unearned cash payments.....	\$9,631 27
-----------------------------	------------

Total Resources

Total assets.....	\$30,212 34
Total liabilities.....	9,631 27
Surplus of Assets over Liabilities.....	\$20,581 07
Amount of premium notes in force after deducting all payments thereon and assessments levied.....	\$179,505 90
Net premium note assets (extended).....	179,505 90
Total Net Resources.....	\$200,086 97

Receipts

Cash balance at 31st December, 1930 (not extended), \$12,119.55.	
Cash received as instalments and cash payments of 1931.....	\$10,616 11
" instalments due in prior years.....	368 05
" interest.....	699 04
" agents' balances of 1930 received in 1931.....	853 96
" all other.....	154 52
Total Receipts.....	\$12,691 68

Expenditure

Expenses of management:	
Commissions, \$1,342.18; fuel and light, \$62.10; investigation of claims, \$367.83; assessment and fees, \$75.00; travelling expenses, \$347.95; taxes, \$74.25; salaries and fees, \$2,919.00; printing, postage, etc., \$492.75; other expenses, \$53.53.....	\$5,734 59
Miscellaneous payments:	
Cash paid for losses.....	3,551 31
" rebates.....	97 87
Total Expenditure.....	\$9,383 77

Currency of Risks

Amount covered by Policies in force, 31st December, 1931	
Mutual.....	Three Years \$7,025,710 00

Movement in Risks		Number	Amount
Mutual System			
Policies in force at 31st December, 1930.....		4,808	\$7,581,635 00
Policies new and renewed during 1931.....		1,165	1,830,100 00
Gross number and amount in force during 1931.....		5,973	\$9,411,735 00
Less expired and cancelled in 1931.....		1,558	2,386,025 00
Net risks in force at 31st December, 1931.....		<u>4,415</u>	<u>\$7,025,710 00</u>

Schedule "C"

Huron & Erie Mortgage Corporation, 4½%, 1933.....	Par Value
	<u>\$10,000 00</u>

WESTERN FARMERS' WEATHER INSURANCE MUTUAL COMPANY

HEAD OFFICE, WOODSTOCK, ONT.

Commenced Business 2nd January, 1906

OFFICERS AND DIRECTORS (1932)

Officers.—President, James Connolly; Vice-President, J. C. Henderson; Secretary-Treasurer, E. L. Sutherland, Woodstock.

Directors.—G. J. MacKay, Woodstock; C. W. Carroll, Norwich; S. R. Wallace, Burgessville; Geo. McIntosh, Embro; G. J. Meldrum, Guelph; Jas. Donaldson, Listowel; N. B. Murray, Woodstock; E. Kuntz, Formosa; Jno. McLevin, Woodstock; J. R. Murray, Embro.

Auditors.—T. M. Cayley, Norwich; A. E. Roth, Woodstock.

Unassessed balance of Premium Notes, \$308,870.94

Statement for Year Ending 31st December, 1931

Assets

Bonds, debentures and other securities. (See Schedule "C").....	\$180,000 00
Cash in Royal Bank, Woodstock.....	\$17,603 64
" Bank of Montreal, Woodstock.....	1,497 97
Amount of unpaid instalments of 1931.....	19,101 61
Total Assets.....	<u>\$201,665 47</u>

Liabilities

Unearned cash payments.....	<u>\$26,207 72</u>
-----------------------------	--------------------

Total Resources

Total assets.....	\$201,665 47
Total liabilities.....	26,207 72
Surplus of Assets over Liabilities.....	\$175,457 75
Amount of premium notes in force after deducting all payments thereon and assessments levied.....	<u>\$308,870 94</u>
Net premium note assets (extended).....	308,870 94
Total Net Resources.....	<u>\$484,328 69</u>

Receipts

Cash balance at 31st December, 1930 (not extended), \$51,072.63.	
Cash received for agents' fees.....	\$302 00
" as instalments and cash payments due in 1931.....	21,518 44
" as instalments due in prior years.....	537 35
" as interest.....	8,605 67
Total Receipts.....	<u>\$30,963 46</u>

Expenditure

Expenses of management:	
Commission, \$2,409.85; law costs, \$5.87; fuel and light, \$9.00; investigation of claims, \$2,073.25; interest, \$3.09; Fire Marshal tax, \$5.00; travelling expenses, \$124.90; taxes, \$14.43; rent, \$132.00; salaries, \$3,820.00; license fee, \$150.00; printing, postage, etc., \$563.16; other expenses, \$282.45.....	\$9,593 00
Miscellaneous payments:	
Cash paid for losses which occurred in 1931.....	8,202 83
" rebates.....	138 65
Total Expenditure.....	<u>\$17,934 48</u>

Currency of Risks

Amount covered by policies in force, 31st December, 1931

Mutual.....	Three Years <u>\$19,593,724 00</u>
-------------	---------------------------------------

Movement in Risks

Mutual System	Number	Amount
Policies in force, 31st December, 1930.....	8,778	\$20,264,274 00
Policies new and renewed during 1931.....	1,524	4,537,025 00
Gross number and amount in force during 1931.....	10,302	\$24,801,299 00
Less expired and cancelled in 1931.....	1,922	5,207,575 00
Net risks in force, 31st December, 1931.....	<u>8,380</u>	<u>\$19,593,724 00</u>

Schedule "C"

Bonds and Debentures Owned

	Par Value
Trusts and Guarantee, 4 $\frac{3}{4}$ % and 5 %, 1933-35.....	\$85,000 00
Chartered Trusts Company, 5 %, 1936.....	25,000 00
Canada Permanent, 5 %, 1934-41.....	70,000 00
	<u>\$180,000 00</u>

III. ASSOCIATED NEW ENGLAND FACTORY MUTUALS

AMERICAN MUTUAL FIRE INSURANCE COMPANY

HEAD OFFICE, PROVIDENCE, R.I., U.S.A.

OFFICERS

President, John R. Freeman; Vice-Presidents, Benjamin G. Buttolph, Edwin D. Pingree, Hovey T. Freeman, Arthur A. Longley, Clarke Freeman; Secretary, Theodore P. Bogart; Treasurer, John R. Freeman.

Representative in the Province.—Harvey D. Jones, 1005 Atlas Bldg., Toronto, Ontario.

Directors.—Arnold B. Chace, Robert H. J. Goddard, Malcolm G. Chace, Henry F. Lippett, William Gammell, Jr., John R. Freeman, James R. MacColl, Edmund C. Mayo, Jesse H. Metcalf, Samuel M. Nicholson, Henry D. Sharpe, all of Providence, R.I.; Charles O. Richardson, Boston, Mass.; John H. Goss, Waterbury, Conn.; Charles M. Holmes, New Bedford, Mass.; A. O. Dawson, Montreal, Que.

Auditors.—Felix Hebert, Turks Head Bldg., Providence, R.I.

Organized.—June 1, 1877. *Commenced business.*—June 1, 1877.

Commenced business in Canada.—August 27, 1927. *In the Province.*—August 27, 1927.

Statement for Year Ending 31st December, 1931

BALANCE SHEET

Ledger Assets

Book value of bonds and debentures.....		\$568,795 44
Book value of stocks.....		1,881,517 12
Cash in banks and other depositories.....		131,072 70
Premium deposits in course of collection:		
Written on or subsequent to October 1st, 1931.....	\$49,809 31	
Written prior to October 1st, 1931.....	1,594 64	
		51,403 95
Total Ledger Assets.....		<u>\$2,632,789 21</u>

Non-Ledger Assets

Interest—due, \$2,083.45; accrued, \$5,739.46.....		\$7,822 91
Excess of market over book value of securities.....		327,581 44
Total Non-Ledger Assets.....		<u>\$335,404 35</u>
Gross Assets.....		<u>\$2,968,193 56</u>
<i>Deduct Assets Not Admitted:</i>		
Premium deposits (business written prior to October 1st).....		\$1,594 64
Total Admitted Assets.....		<u><u>\$2,966,598 92</u></u>

Liabilities

Net provision for unpaid losses and claims.....		\$10,715 98
Gross premium deposits (less reinsurance) received and receivable on all unexpired risks.....	\$2,017,068 85	
Unearned premium deposits.....		1,026,302 86
Administration expense.....		92 39
Taxes due and accrued.....		733 17
Total Liabilities.....		<u>\$1,037,844 40</u>
Surplus of admitted assets over all liabilities.....		<u>\$1,928,754 52</u>
Total.....		<u><u>\$2,966,598 92</u></u>

Income and Expenditure

Gross premium deposits written.....	In the Province \$42,997 85	All Business \$1,166,476 37
<i>Deduct:</i>		
Return premium deposits on cancelled business.....	16,779 36	292,808 93
Net premium deposits written.....	\$26,218 49	\$873,667 44

Income and Expenditure—Continued

Reserve of unearned premium deposits:			
At beginning of year.....	\$40,848 15	\$1,149,577 89	
At end of year.....	30,798 86	1,026,302 86	
Decrease.....	\$10,049 29	\$123,275 03	
Net premium deposits earned.....	\$36,267 78	\$996,942 47	
Net losses incurred.....	696 51	85,708 60	
Administration and other expenses:			
Administration and other expenses.....	\$100,158 30		
Investment expense.....	7,211 38		
		\$107,369 68	
Net gain in underwriting.....		\$803,864 19	
Other Revenues:			
Interest dividends and rents earned.....	\$145,747 43		
Profit on sale of investments.....	9,734 05		
		155,481 48	
Other Expenditures:			
Decrease in difference between book value and market value of investments.....	\$23,709 43		
Decrease in book value of assets.....	93 20		
		23,802 63	
Net gain for policyholders on operations for year.....		\$935,543 04	

Policyholders' Surplus

Surplus as regards policyholders, January 1st, 1931.....	\$1,961,969 05
Net gain on operations brought down.....	935,543 04
Total.....	\$2,897,512 09
Deduct:	
Unused premium deposits on expired policies returned to policyholders or applied in payment of current premium deposits due.....	967,162 93
Balance.....	\$1,930,349 16
Deduct:	
Assets not admitted.....	1,594 64
Surplus of admitted assets over all liabilities.....	\$1,928,754 52

Risks and Premium Deposits

	IN THE PROVINCE		ALL BUSINESS	
	Risks	Gross Premium Deposits	Risks	Gross Premium Deposits
Fire:				
Gross in force Dec. 31st, 1930.....	\$14,390,039	\$89,293 97	\$362,957,421	\$2,202,413 58
Written or renewed during year.....	7,991,277	42,997 67	199,369,271	1,165,690 61
Total.....	\$22,381,316	\$132,291,164	\$562,326,692	\$3,368,104 19
Deduct cancelled and expired.....	8,605,614	49,538 06	218,962,513	1,352,756 30
Net in force Dec. 31st, 1931.....	\$13,775,702	\$82,753 58	\$343,364,179	\$2,015,347 89
Other Classes:				
Gross in force Dec. 31st, 1930.....	\$1,200	\$8 40	\$415,874	\$3,118 25
Written or renewed during year.....	4,200	16	138,624	785 76
Total.....	\$5,400	\$8 56	\$554,498	\$3,904 01
Deduct cancelled and expired.....	4,200	16	302,690	2,183 05
Net in force Dec. 31st, 1931.....	\$1,200	\$8 40	\$251,808	\$1,720 96

Miscellaneous

To what extent is the liability of policyholders limited?

ANSWER.—Five times premium deposit.

Is any portion of the savings or unabsorbed premium deposits retained from a policyholder upon the expiry of a policy whether renewed or not?

ANSWER.—No.

Percentage of cash premiums returned during the year on expired policies as dividends or profits, viz.:—one year, 96 %; two years, 92 %; three years, 88 %; four years, 84 %; five years, 80 %.

What is the largest gross aggregate amount insured in any one hazard?

ANSWER.—\$350,000.

What is the largest net aggregate amount insured in any one hazard?

ANSWER.—\$350,000.

Give classes of insurance written: Fire, Use and Occupancy, Windstorm, Sprinkler Leakage, Earthquake on Manufacturing properties and other properties in connection therewith.

	Losses			
	IN THE PROVINCE		ALL BUSINESS	
	Fire	Other Classes	Fire	Other Classes
Gross claims paid during year.....	\$864 45	\$65 10	\$70,644 60	\$14,583 56
Expenses of adjustment and settlement of losses.....	Nil	Nil	Nil	Nil
Total.....	\$864 45	\$65 10	\$70,644 60	\$14,583 56
Less reinsurance on losses paid during year..	Nil	Nil	Nil	Nil
Net losses paid.....	\$864 45	\$65 10	\$70,644 60	\$14,583 56
Deduct net claims outstanding at beginning of year.....	318 75	159 01	7,278 71	2,956 83
Add net claims outstanding at end of year..	83 26	161 46	9,123 75	1,592 23
Net losses incurred.....	\$628 96	\$67 55	\$72,489 64	\$13,218 96

Provincial Net Premium Deposits and Losses

Net premium deposits written in the Province.....	\$26,218 49
Net losses paid in the Province.....	929 55
Percentage.....	3.55
Net premium deposits earned in the Province.....	36,267 78
Net losses incurred in the Province.....	696 51
Percentage.....	1.92

ARKWRIGHT MUTUAL FIRE INSURANCE COMPANY

HEAD OFFICE, 185 FRANKLIN STREET, BOSTON, MASS.

OFFICERS

President, E. V. French; Vice-Presidents, D. W. Bartlett, G. S. Young, E. A. Barrier; Secretary, F. W. Jones; Treasurer, G. S. Young.

Chief Agent in the Province.—W. A. Young, Toronto, Ont.

Directors or Trustees.—Franklin W. Hobbs, Boston, Mass.; Lester Leland, Boston, Mass.; Edward Lovering, Boston, Mass.; Robert Amory, Boston, Mass.; D. Wendell Bartlett, Boston, Mass.; Edward V. French, Boston, Mass.; Philip Y. De Normandie, Boston, Mass.; David L. Luke, New York, N.Y.; Nathaniel Stevens, Boston, Mass.; Howard Coonley, Boston, Mass.; R. P. Snelling, Boston, Mass.; William W. Trench, Schenectady, N.Y.; T. A. Russell, Toronto, Can.; Merton L. Emerson, Boston, Mass.; Wm. De. Krofft, New York City.

Auditors.—Robert Dysart, C.P.A., Boston, Mass.

Organized.—February 8, 1860. *Commenced business.*—October 1, 1860.

Commenced business in Canada.—August 27, 1927. *In the Province.*—August 27, 1927.

Statement for the Year Ending 31st December, 1931

BALANCE SHEET

Ledger Assets	
Book value of bonds and debentures.....	\$6,098,613 73
Book value of stocks.....	915,671 90
Cash on hand.....	\$1,322 63
Cash in banks and other depositories.....	109,595 33
	110,917 96
Premium deposits in course of collection:	
Written on or subsequent to October 1st, 1931.....	\$203,497 02
Written prior to October 1st, 1931.....	5,762 41
	209,259 43
Total Ledger Assets.....	\$7,334,463 02
Non-Ledger Assets	
Interest accrued.....	\$93,842 42
Total Non-Ledger Assets.....	\$93,842 42
Gross Assets.....	\$7,428,305 44
<i>Deduct Assets Not Admitted:</i>	
Premium deposits (business written prior to October 1st).....	\$5,762 41
Deficiency of market under book value of securities.....	123,230 63
	\$128,993 04
Total Admitted Assets.....	\$7,299,312 40

Liabilities

Net provision for unpaid losses and claims.....		\$48,336 68
Gross premium deposits (less reinsurance) received and receivable on all unexpired risks.....	\$4,827,692 76	
Unearned premium deposits.....		\$2,463,634 26
Administration expense.....		6,000 00
Taxes due and accrued.....		3,941 76
Total Liabilities.....		<u>\$2,521,912 70</u>
Surplus of admitted assets over all liabilities.....		\$4,777,399 70
Total.....		<u>\$7,299,312 40</u>

Income and Expenditure

	In the Province	All Business
Gross premium deposits written.....	\$96,792 70	\$3,555,251 24
Deduct return premium deposits on cancelled business.....	34,760 58	669,836 09
Net premium deposits written.....	\$62,032 12	\$2,885,415 15
Reserve of unearned premium deposits:		
At beginning of year.....	\$68,453 62	\$2,700,145 29
At end of year.....	52,963 02	2,463,634 26
Decrease.....	\$15,490 60	\$236,511 03
Net premiums deposits earned.....	\$77,522 72	\$3,121,926 18
Net losses incurred.....	703 89	193,631 39
Administration and other expenses:		
Administration.....	\$304,640 15	
Directors' fees.....	2,040 00	
Legal.....	2,112 75	
Taxes and licenses.....	1,759 67	
		310,552 57
Net gain in underwriting.....		\$2,617,742 22
Other revenues:		
Interest dividends and rents earned.....	\$364,867 75	
Profit on sale of investments.....	47,259 02	
Increase in book value.....	552 74	
		412,679 51
Other expenditures:		
Decrease in market value of investments.....	\$81,682 08	
Loss from sale of investments.....	614 31	
		\$82,296 39
Net gain for policyholders on operations for year.....		<u>\$2,948,125 34</u>

Policyholders' Surplus

Surplus as regards policyholders, January 1st, 1931.....	\$4,975,531 80
Net gain on operations brought down.....	2,948,125 34
Total.....	<u>\$7,923,657 14</u>
Deduct:	
Unused premium deposits on expired policies returned to policyholders or applied in payment of current premium deposits due.....	3,140,495 03
Balance.....	\$4,783,162 11
Deduct:	
Ledger assets not admitted.....	5,762 41
Surplus of admitted assets over all liabilities.....	<u>\$4,777,399 70</u>

Risks and Premium Deposits

	IN THE PROVINCE		ALL BUSINESS	
	Risks	Gross Premium Deposits	Risks	Gross Premium Deposits
Fire:				
Gross in force Dec. 31st, 1930.....	\$24,363,201	\$157,072 52	\$927,259,542	\$5,364,549 85
Written or renewed during year.....	16,069,766	96,792 70	631,206,123	3,555,251 24
Total.....	\$40,432,967	\$253,865 22	\$1,558,465,665	\$8,919,801 09
Deduct cancelled and expired.....	17,612,206	110,787 15	693,159,163	4,092,108 33
Net in force Dec. 31st, 1931....	<u>\$22,820,761</u>	<u>\$143,078 07</u>	<u>\$865,306,502</u>	<u>\$4,827,692 76</u>

Miscellaneous

To what extent is the liability of policyholders limited?

ANSWER.—Five times the annual premium.

Is any portion of the savings or unabsorbed premium deposits retained from a policyholder upon the expiry of a policy whether renewed or not?

ANSWER.—No.

Percentage of cash premiums returned during the year on expired policies as dividends or profits, viz.:—one year, 95 %; two years, 90 %; three years, 85 %; four years, 80 %; five years, 75 %.

What is the largest gross aggregate amount insured in any one hazard?

ANSWER.—\$900,000.

What is the largest net aggregate amount insured in any one hazard?

ANSWER.—\$900,000.

Give classes of insurance written:—Fire, Sprinkler, Leakage, Windstorm.

Losses

	IN THE PROVINCE		ALL BUSINESS	
	Fire	Other Classes	Fire	Other Classes
Gross claims paid during year.....	\$3,132 27	\$91 27	\$148,350 77	\$26,175 25
Expenses of adjustment and settlement of losses.....	Nil	Nil	Nil	Nil
Total.....	\$3,132 27	\$91 27	\$148,350 77	\$26,175 25
Net losses paid.....	\$3,132 27	\$91 27	\$148,350 77	\$26,175 25
Deduct net claims outstanding at beginning of year.....	2,518 81	93 75	25,166 19	4,065 12
Add net claims outstanding at end of year..	82 91	10 00	46,902 02	1,434 66
Net losses incurred.....	\$696 37	\$7 52	\$170,086 60	\$23,544 79

Provincial Net Premium Deposits and Losses

Net premium deposits written in the Province.....	\$62,032 12
Net losses paid in the Province.....	3,223 54
Percentage.....	5 20
Net premium deposits earned in the Province.....	77,522 72
Net losses incurred in the Province.....	703 89
Percentage.....	.91

BLACKSTONE MUTUAL FIRE INSURANCE COMPANY

HEAD OFFICE, 10 WEYBOSSET ST., PROVIDENCE, R.I.

OFFICERS

President, William B. McBee; Vice-President, Charles H. Smith; Secretary, Howard I. Lee; Treasurer, William B. McBee.

Chief Agent in the Province.—W. A. Young, Toronto, Ont.

Directors or Trustees.—Charles H. Merriman, Providence, R.I.; Harvey A. Higgins, Cleveland, Ohio; William B. McBee, Providence, R.I.; Charles H. Newell, Providence, R.I.; Royal C. Taft, Providence, R.I.; Herbert G. Beede, Pawtucket, R.I.; Henry L. Tiffany, New Bedford, Mass.; Charles H. Smith, Providence, R.I.; Charles E. Patterson, Bridgeport, Conn.; Bennett E. Geer, Grenville, S.C.; George H. Wilcox, Meriden, Conn.; J. N. Shenhstone, Toronto, Ont., Canada.

Auditors.—Charles H. Merriman, Royal C. Taft, Providence, R.I. and Felix Hebert.

Organized.—1868. Commenced business.—1868.

Commenced business in Canada.—1927. In the Province.—1927.

Statement for the Year Ending 31st December, 1931**BALANCE SHEET****Ledger Assets**

Book value of bonds and debentures.....	\$2,071,794 11
Book value of stocks.....	2,239,460 59
Cash in banks and other depositories.....	155,501 45
Premium deposits in course of collection:	
Written on or subsequent to October 1st, 1931.....	\$103,621 39
Written prior to October 1st, 1931.....	2,749 05
	106,370 44
Total Ledger Assets.....	\$4,573,126 59

Non-Ledger Assets

Interest—due, \$8,025; accrued, \$20,700.65	\$28,725 65
Excess of market over book value of securities	113,177 30
Total Non-Ledger Assets	\$141,902 95
Gross Assets	\$4,715,029 54
<i>Deduct Assets Not Admitted:</i>	
Premium deposits (business written prior to October 1st)	\$2,749 05
Total Admitted Assets	\$4,712,280 49

Liabilities

Net provision for unpaid losses and claims	\$22,294 85
Gross premium deposits (less reinsurance) received and receivable on all unexpired risks	\$3,278,767 52
Unearned premium deposits	1,691,637 81
Administration expense	5,034 02
Taxes due and accrued	4,672 43
Total Liabilities	\$1,723,639 11
Surplus of admitted assets over all liabilities	\$2,988,641 38
Total	\$4,712,280 49

Income and Expenditure

	In the Province	All Business
Gross premium deposits written	\$77,270 19	\$2,045,924 86
Deduct:		
Return premium deposits on cancelled business	26,259 20	483,209 69
Net premium deposits written	\$51,010 99	\$1,562,715 17
Reserve of unearned premium deposits:		
At beginning of year	\$66,868 79	\$1,868,176 53
At end of year	55,214 29	1,691,637 81
Decrease	\$11,654 50	\$176,538 72
Net premium deposits earned	\$62,665 49	\$1,739,253 89
Net losses incurred	982 54	125,103 94
Administration and other expenses:		
Administration	70,388 51	
Directors' fees	3,088 00	
Legal	1,111 87	
Taxes and licenses	7,358 21	
Association fees, etc. (inspections and surveys)	109,119 09	
Investment expense	5,425 39	
		196,491 07
Net gain in underwriting		\$1,417,658 88
Other Revenues:		
Interest dividends and rents earned	\$227,713 79	
Profits on sale of investments	9,016 88	
		236,730 67
Other expenditures:		
Decrease in market value of investments	\$163,756 81	
		163,756 81
Net gain for policyholders on operations for year		\$1,490,632 74

Policyholders' Surplus

Surplus as regards policyholders, January 1st, 1931	\$3,182,042 41
Net gain on operations brought down	1,490,632 74
Total	\$4,672,675 15
Unused premium deposits on expired policies returned to policyholders or applied in payment of current premium deposits due	1,681,284 72
Balance	\$2,991,390 43
Deduct:	
Assets not admitted	2,749 05
Surplus of admitted assets over all liabilities	\$2,988,641 38

Risks and Premium Deposits

	IN THE PROVINCE		ALL BUSINESS	
	Risks	Gross Premium Deposits	Risks	Gross Premium Deposits
Fire:				
Gross in force, Dec. 31st, 1930.....	\$20,650,908	\$122,785 61	\$597,804,201	\$3,585,749 93
Written or renewed during year.....	12,607,962	77,270 19	352,907,111	2,045,924 86
Total.....	\$33,258,870	\$210,055 80	\$950,711,312	\$5,631,674 79
Deduct cancelled and expired.....	13,073,092	85,876 72	383,647,810	2,352,907 27
Net in force Dec. 31st, 1931.....	\$20,185,778	\$126,179 08	\$567,063,502	\$3,278,767 52

Miscellaneous

To what extent is the liability of policyholders limited?

ANSWER.—Five times cash premium fixed by charter.

Is any portion of the savings or unabsorbed premium deposits retained from a policyholder upon the expiry of a policy whether renewed or not?

ANSWER.—No.

Percentage of cash premiums returned during the year on expired policies as dividends or profits, viz.—one year, 95%; two years, 90%; three years, 85%; four years, 80%.

What is the largest gross aggregate amount insured in any one hazard?

ANSWER.—\$150,000.

What is the largest net aggregate amount insured in any one hazard?

ANSWER.—\$150,000.

Give classes of insurance written.

ANSWER.—Fire, Windstorm, Sprinkler, Leakage.

Losses

	IN THE PROVINCE		ALL BUSINESS	
	Fire	Other Classes	Fire	Other Classes
Gross claims paid during year.....	\$2,059 53	\$82 97	\$106,064 34	\$16,963 65
Net losses paid.....	\$2,059 53	\$82 97	\$106,064 34	\$16,963 65
Deduct net claims outstanding at beginning of year.....	1,207 36	36 00	17,404 15	2,814 75
Add net claims outstanding at end of year...	83 40	Nil	20,526 79	1,768 06
Net losses incurred.....	\$935 57	\$46 97	\$109,186 98	\$15,916 96

Provincial Net Premium Deposits and Losses

Net premium deposits written in the Province.....	\$51,010 99
Net losses paid in the Province.....	2,142 50
Percentage.....	4.20
Net premium deposits earned in the Province.....	62,665 49
Net losses incurred in the Province.....	982 54
Percentage.....	1.57

BOSTON MANUFACTURERS' MUTUAL FIRE INSURANCE COMPANY

HEAD OFFICE, 185 FRANKLIN ST., BOSTON, MASS.

OFFICERS

President, L. H. Kunhardt; Vice-Presidents, H. D. Hall, J. W. Lord, H. L. Carter; Secretary, H. D. Hall; Treasurer, E. F. Robinson.

Chief Representative in the Province.—Wm. A. Young, 97 Spencer Ave., Toronto, Ont.

Directors.—Howard Stockton, Boston; Simon B. Chase, Fall River; Edward T. Pierce, New Bedford; Frederic C. McDuffie, Boston; Frederic C. Dumain, Boston; R. H. I. Goddard, Providence, R. I.; Frank Cheney, Jr., So. Manchester, Conn.; R. T. Lyman, Boston; H. De Forest Lockwood, Boston; E. K. Swift, Whitinsville; A. E. Colby, Boston; Robert Amory, Boston; L. H. Kunhardt, Boston.

Auditors.—Wm. G. Smith, Boston, Mass., and Stanley C. Hickok, Lawrence, Mass.

Organized.—April 15, 1850. Commenced business.—October 15, 1850.

Commenced business in Canada.—1927. In the Province.—September 12, 1927.

Statement for Year Ending 31st December, 1931

BALANCE SHEET

Ledger Assets

Book value of bonds and debentures.....		\$7,070,124	74
Book value of stocks.....		870,540	00
Cash on hand.....	\$2,628	96	
Cash in banks and other depositories.....	85,699	35	
			88,328 31
Premium deposits in course of collection:			
Written on or subsequent to October 1st, 1931.....	\$111,042	32	
Written prior to October 1st, 1931.....	3,272	70	
			114,315 02
Total Ledger Assets.....		\$8,143,308	07

Non-Ledger Assets

Interest accrued.....		\$115,387	73
Excess of market value over book value of securities.....		429,683	76
Total Non-Ledger Assets.....		\$545,071	49
Gross Assets.....		\$8,688,379	56
Deduct Assets Not Admitted:			
Premium deposits (business written prior to October 1st).....		\$3,272	70
Total Admitted Assets.....		\$8,685,106	86

Liabilities

Net provision for unpaid losses and claims.....		\$85,177	92
Gross premium deposits (less reinsurance) received and receivable on all unexpired risks.....	\$6,253,210	91	
Unearned premium deposits.....		\$3,156,250	35
Administration expense.....		2,364	90
Taxes due and accrued.....		1,316	95
Total Liabilities.....		\$3,245,110	12
Surplus of admitted assets over all liabilities.....		\$5,439,996	74
Total.....		\$8,685,106	86

Income and Expenditure

	In the Province	All Business
Gross premium deposits written.....	\$139,688 44	\$4,667,787 13
Deduct:		
Return premium deposits on cancelled business.....	48,593 17	908,864 43
Net premium deposits written.....	\$91,095 27	\$3,758,922 70
Reserve of unearned premium deposits:		
At beginning of year.....	90,913 66	3,548,758 17
At end of year.....	76,483 59	3,156,250 35
Decrease.....	\$14,430 07	\$392,507 82
Net premium deposits earned.....	\$105,525 34	\$4,151,430 52
Net losses incurred.....	1,119 61	285,017 04
Administration and other expenses:		
Administration.....	\$367,331 27	
Directors' fees.....	4,054 30	
Legal.....	3,086 73	
Taxes and licenses.....	6,202 85	380,675 15
Net gain in underwriting.....		\$3,485,738 33
Other Revenues:		
Interest dividends and rents earned.....	\$424,961 61	
Profit on sale of investments.....	66,229 17	491,190 78
Other expenditures:		
Decrease in market value of investments.....	\$101,793 18	
Loss from decrease in book value of ledger assets.....	66,229 17	168,022 35
Net gain for policyholders on operations for year.....		\$3,808,906 76

Policyholders' Surplus

Surplus as regards policyholders, January 1st, 1931.....	\$5,866,863	61
Net gain on operations brought down.....	3,808,906	76
Total.....	\$9,675,770	37

Policyholders' Surplus—Continued

Deduct:		
Unused premium deposits on expired policies returned to policyholders or applied in payment of current premium deposits due.....	\$4,232,500	93
Balance.....	\$5,443,269	44
Assets not admitted.....	3,272	70
Surplus of admitted assets over all liabilities.....	\$5,439,996	74

Risks and Premium Deposits

	IN THE PROVINCE		ALL BUSINESS	
	Risks	Gross Premium Deposits	Risks	Gross Premium Deposits
Fire:				
Gross in force Dec. 31st, 1930.....	\$33,364,430	\$213,434 39	\$1,240,170,515	\$7,018,567 01
Written or renewed during year.....	23,104,834	139,688 44	842,734,754	4,667,787 13
Total.....	\$56,469,264	\$353,122 83	\$2,082,905,269	\$11,686,354 14
Deduct cancelled and expired.....	25,676,212	162,607 26	937,721,899	5,433,143 23
Net in force Dec. 31st, 1931.....	\$30,793,052	\$190,515 57	\$1,145,183,370	\$6,253,210 91

Miscellaneous

To what extent is the liability of policyholders limited?

ANSWER.—Five times.

Is any portion of the savings or unabsorbed premium deposits retained from a policyholder upon the expiry of a policy whether renewed or not?

ANSWER.—No.

Percentage of cash premiums returned during the year on expired policies as dividends or profits, viz.—one year, 96%; two years, 92%; three years, 88%; four years, 84%.

What is the largest gross aggregate amount insured in any one hazard?

ANSWER.—\$800,000.

What is the largest net aggregate amount insured in any one hazard?

ANSWER.—\$800,000.

Give classes of insurance written: Fire, Use and Occupancy, Sprinkler Leakage and Wind-storm.

Losses

	IN THE PROVINCE		ALL BUSINESS	
	Fire	Other Classes	Fire	Other Classes
Gross claims paid during year.....	\$4,390 41	\$134 72	\$200,371 26	\$33,689 23
Expenses of adjustment and settlement of losses.....	Nil	Nil	Nil	Nil
Net losses paid.....	\$4,390 41	\$134 72	\$200,371 26	\$33,689 23
Deduct net claims outstanding at beginning of year.....	3,405 52	156 25	29,113 95	4,107 42
Add net claims outstanding at end of year...	68 19	88 06	82,127 75	2,050 17
Net losses incurred.....	\$1,053 08	\$66 53	\$253,385 06	\$31,631 98

Provincial Net Premium Deposits and Losses

Net premium deposits written in the Province.....	\$91,095 27
Net losses paid in the Province.....	4,525 13
Percentage.....	4 97
Net premium deposits earned in the Province.....	105,525 34
Net losses incurred in the Province.....	1,119 61
Percentage.....	1 06

COTTON AND WOOLLEN MANUFACTURERS MUTUAL INSURANCE COMPANY OF NEW ENGLAND

HEAD OFFICE, 185 FRANKLIN ST., BOSTON, MASS.

President, Eugene H. Clapp; Vice-President, William B. Brophy; Secretary, Edward H. Williams; Treasurer, William B. Brophy.

Chief Agent in the Province.—William A. Young, 97 Spencer Ave., Toronto, Ontario.

Directors.—E. H. Clapp, Boston, Mass.; W. B. Brophy, Boston, Mass.; A. H. Lowe, Fitchburg, Mass.; C. A. Stone, New York, N.Y.; J. O. Beebe, Boston, Mass.; J. P. Stevens, Newburyport, Mass.; E. N. Bartlett, North Oxford, Mass.; E. F. Lewis, Lawrence, Mass.; J. K. Milliken, North Dighton, Mass.; C. N. Stoddard, Greenfield, Mass.; R. N. Fowler, Holyoke, Mass.

Auditors.—Patterson, Teale & Dennis, 1 Federal Street, Boston, Massachusetts.

Organized.—October 19, 1875. Commenced business.—October 20, 1875.

Commenced business in Canada.—1927. In the Province.—August 27, 1927.

Statement for Year Ending 31st December, 1931

BALANCE SHEET

Ledger Assets

Book value of bonds and debentures.....		\$1,741,056	96
Book value of stocks.....		28,400	00
Cash on hand.....	\$452	77	
Cash in banks and other depositories.....	75,061	28	
		75,514	05
Premium deposits in course of collection:			
Written on or subsequent to October 1st, 1931.....	\$41,454	34	
Written prior to October 1st, 1931.....	2,312	68	
		43,767	02
Total Ledger Assets.....		\$1,888,738	03

Non-Ledger Assets

Interest accrued.....		\$24,830	63
Excess of market over book value of securities.....		57,205	54
Other non-ledger assets:			
Salvage recoverable.....		2,500	00
Total Non-Ledger Assets.....		\$84,536	17
Gross Assets.....		\$1,973,274	20
Deduct Assets Not Admitted:			
Premium deposits (business written prior to October 1).....		\$2,312	68
Total Admitted Assets.....		\$1,970,961	52

Liabilities

Net provisions for unpaid losses and claims.....		\$9,189	51
Gross premium deposits (less reinsurance) received and receivable on all unexpired risks.....	\$1,323,181	50	
Unearned premium deposits.....		680,045	44
Administration expense.....		1,208	35
Taxes due and accrued.....		857	74
Total Liabilities.....		\$691,301	04
Surplus of admitted assets over all liabilities.....		\$1,279,660	48
Total.....		\$1,970,961	52

Income and Expenditure

	In the Province	All Business	
Gross premium deposits written.....	\$26,850	72	
Deduct:			
Return premium deposits on cancelled business.....	6,653	66	
Net premium deposits written.....	\$20,197	06	
Reserve of unearned premium deposits:			
At beginning of year.....	20,072	51	
At end of year.....	18,546	96	
Decrease.....	\$1,525	55	
Net premium deposits earned.....	\$21,722	61	
Net losses incurred.....	167	48	
Administration and other expenses:			
Administration.....	\$66,585	01	
Directors' fees.....	780	28	
Legal.....	785	63	
Taxes and licenses.....	1,308	48	
		69,459	40
Net gain in underwriting.....		\$672,581	50
Other revenues:			
Interest dividends and rents earned.....	\$90,032	71	
Increase in market value of investments.....	4,268	00	
Profit on sale of investments.....	8,189	86	
		102,490	57
Other expenditures:			
Loss on sale of investments.....	\$14,640	00	
Decrease in book value of investments.....	6,761	25	
Investment expenses paid.....	2,247	52	
		23,648	77
Net gain for policyholders on operations for year.....		\$751,423	30

Policyholders' Surplus

Surplus as regards policyholders, January 1st, 1931.....	\$1,329,578 36
Net gain on operations brought down.....	751,423 30
Total.....	<u>\$2,081,001 66</u>
Deduct:	
Unused premium deposits on expired policies returned to policyholders or applied in payment of current premium deposits due.....	799,028 50
Balance.....	<u>\$1,281,973 16</u>
Deduct:	
Assets not admitted.....	2,312 68
Surplus of admitted assets over all liabilities.....	<u><u>\$1,279,660 48</u></u>

Risks and Premium Deposits

	IN THE PROVINCE		ALL BUSINESS	
	Risks	Gross Premium Deposits	Risks	Gross Premium Deposits
Fire:				
Gross in force Dec. 31st, 1930.....	\$6,296,304	\$43,072 58	\$229,683,146	\$1,458,165 31
Written or renewed during year.....	4,398,287	26,850 72	147,062,644	897,503 30
Total.....	<u>\$10,694,591</u>	<u>\$69,923 30</u>	<u>\$376,745,790</u>	<u>\$2,355,668 61</u>
Deduct cancelled and expired.....	4,411,348	27,802 43	161,469,242	1,033,311 69
Net in force Dec. 31st, 1931.....	<u><u>\$6,283,243</u></u>	<u><u>\$42,120 87</u></u>	<u><u>\$215,276,548</u></u>	<u><u>\$1,322,356 92</u></u>
Other classes:				
Gross in force Dec. 31st, 1930.....	\$2,000	\$15 00	\$165,933	\$1,190 60
Written or renewed during year.....	Nil	Nil	80,304	515 54
Total.....	<u>\$2,000</u>	<u>\$15 00</u>	<u>\$246,237</u>	<u>\$1,706 14</u>
Deduct cancelled and expired.....	Nil	Nil	125,242	881 56
Net in force Dec. 31st, 1931....	<u><u>\$2,000</u></u>	<u><u>\$15 00</u></u>	<u><u>\$120,995</u></u>	<u><u>\$824 58</u></u>

Miscellaneous

To what extent is the liability of policyholders limited?

ANSWER.—Five times premium deposit.

Is any portion of the savings or unabsorbed premium deposits retained from a policyholder upon the expiry of a policy whether renewed or not?

ANSWER.—Yes; a small percentage added to reserve.

Percentage of cash premiums returned during the year on expired policies as dividends or profits of premium—one year, 95%; two years, 90%; three years, 85%.

What is the largest gross aggregate amount insured in any one hazard?

ANSWER.—\$80,000.

What is the largest net aggregate amount insured in any one hazard?

ANSWER.—\$80,000.

Give classes of insurance written: Fire, Use and Occupancy, Windstorm, Sprinkler, Leakage.

Losses

	IN THE PROVINCE		ALL BUSINESS	
	Fire	Other Classes	Fire	Other Classes
Gross claims paid during year.....	\$269 62	\$24 86	\$48,569 92	\$5,761 91
Expenses of adjustment and settlement of losses.....	Nil	Nil	Nil	Nil
Net losses paid.....	<u>\$269 62</u>	<u>\$24 86</u>	<u>\$48,569 92</u>	<u>\$5,761 91</u>
Deduct net claims outstanding at beginning of year.....	115 00	13 00	6,518 00	503 00
Add net claims outstanding at end of year.....	1 00	Nil	8,147 51	1,042 00
Net losses incurred.....	<u><u>\$155 62</u></u>	<u><u>\$11 86</u></u>	<u><u>\$50,199 43</u></u>	<u><u>\$6,300 91</u></u>

Provincial Net Premium Deposits and Losses

Net premium deposits written in the Province.....	\$20,197 06
Net losses paid in the Province.....	294 48
Percentage.....	1.45
Net premium deposits earned in the Province.....	21,722 61
Net losses incurred in the Province.....	167 48
Percentage.....	.77

ENTERPRISE MUTUAL FIRE INSURANCE COMPANY

HEAD OFFICE, 10 WEYBOSSET ST., PROVIDENCE, R.I.

OFFICERS

President, John R. Freeman; Vice-Presidents, Benjamin G. Buttolph; Edwin D. Pingree, Hovey T. Freeman, Arthur A. Longley, Clarke Freeman; Secretary, Theodore P. Bogert; Treasurer, John R. Freeman.

Representative in the Province.—Harvey D. Jones, 1005 Atlas Bldg., Toronto, Ont.

Directors.—Arnold B. Chase, Providence, R.I.; Henry F. Lippitt; Providence, R.I.; John R. Freeman, Providence, R.I.; Jesse H. Metcalf, Providence, R.I.; Samuel M. Nicholson, Providence, R.I.; Henry D. Sharpe, Providence, R.I.; Robert H. J. Goddard, Providence, R.I.; Charles M. Holmes, New Bedford, Mass.; James R. MacColl, Providence, R.I.; A. O. Dawson, Montreal, Canada; John H. Goss, Waterbury, Conn.; Charles O. Richardson, Boston, Mass.; Malcolm G. Chace, Providence, R.I.; William Gammell, Jr., Providence, R.I.; Edmund C. Mays (elected, May 7, 1929), Providence, R.I.

Auditors.—Felix Hebert, Turk's Head Building, Providence, R.I.

Organized.—June 2, 1874. *Commenced business.*—July 14, 1874.

Commenced business in Canada.—August 27, 1927. *In the Province.*—August 27, 1927.

Statement for Year Ending 31st December, 1931

BALANCE SHEET

Ledger Assets		
Book value of bonds and debentures.....		\$556,031 05
Book value of stocks.....		1,856,996 80
Cash in banks and other depositories.....		135,573 91
Premium deposits in course of collection:		
Written on or subsequent to October 1st, 1931.....	\$49,809 31	
Written prior to October 1st, 1931.....	1,594 64	
		51,403 95
Total Ledger Assets.....		\$2,600,005 71
Non-Ledger Assets		
Interest due, \$2,088.11; accrued, \$5,580.87.....		\$7,668 98
Excess of market over book value of securities.....		324,427 15
Total Non-Ledger Assets.....		\$332,096 13
Gross Assets.....		\$2,930,507 84
<i>Deduct Assets Not Admitted:</i>		
Premium deposits (business written prior to October 1).....		\$1,594 64
Total Admitted Assets.....		\$2,932,101 20
Liabilities		
Net provision for unpaid losses and claims.....		\$10,715 98
Gross premium deposits (less reinsurance) received and receivable on all unexpired risks.....	\$2,017,068 85	
Unearned premium deposits.....		1,026,302 86
Administration expense.....		92 39
Taxes due and accrued.....		733 17
Total Liabilities.....		\$1,037,844 40
Surplus of admitted assets over all liabilities.....		\$1,892,662 80
Total.....		\$2,930,507 20
Income and Expenditure		
	In the Province	All Business
Gross premium deposits written.....	\$42,997 85	\$1,166,476 37
Deduct:		
Return premium deposits on cancelled business.....	16,779 36	292,808 93
Net premium deposits written.....	\$26,218 49	873,667 44
Reserve of unearned premium deposits:		
At beginning of year.....	40,848 16	1,149,577 89
At end of year.....	30,798 86	1,026,302 86
Decrease.....	\$10,049 30	\$123,275 03
Net premium deposits earned.....	\$36,267 79	\$996,942 47
Net losses incurred.....	696 51	85,708 60

Income and Expenditure—Continued

Administration and other expenses:			
Administration.....	\$100,203	09	
Investment expenses.....	7,069	79	
			<u>\$107,272 88</u>
Net gain in underwriting.....			\$803,960 99
Other revenues:			
Interest dividends and rents earned.....	\$144,705	67	
Profit on sale of investments.....	9,481	72	
			<u>154,187 39</u>
Other expenditures:			
Decrease in difference between book value and market value of investments.....	\$17,870	26	
Decrease in book value of assets.....		8 78	
			<u>\$17,879 04</u>
Net gain for policyholders on operations for year.....			<u><u>\$940,269 34</u></u>

Policyholders' Surplus

Surplus as regards policyholders, January 1st, 1931.....	\$1,921,151	03
Net gain on operations brought down.....	940,269	34
Total.....	<u>\$2,861,420</u>	<u>37</u>
Deduct:		
Unused premium deposits on expired policies returned to policyholders or applied in payment of current premium deposits due.....	967,162	93
Balance.....	<u>\$1,894,257</u>	<u>44</u>
Deduct:		
Assets not admitted.....	1,594	64
Surplus of admitted assets over all liabilities.....	<u><u>\$1,892,662</u></u>	<u><u>80</u></u>

Risks and Premium Deposits

	IN THE PROVINCE		ALL BUSINESS	
	Risks	Gross Premium Deposits	Risks	Gross Premium Deposits
Fire:				
Gross in force Dec. 31st, 1930.....	\$14,390,039	\$89,293 97	\$362,957,421	\$2,202,413 58
Written or renewed during year.....	7,991,277	42,997 69	199,369,271	1,165,690 61
Total.....	<u>\$22,381,316</u>	<u>\$132,291 66</u>	<u>\$562,326,692</u>	<u>\$3,368,104 19</u>
Deduct cancelled and expired.....	8,605,614	49,538 08	218,962,513	1,352,756 30
Net in force Dec. 31st, 1931.....	<u>\$13,775,702</u>	<u>\$82,753 58</u>	<u>\$343,364,179</u>	<u>\$2,015,347 89</u>
Other classes:				
Gross in force Dec. 31st, 1930.....	\$1,200	\$8 40	\$415,874	\$3,118 25
Written or renewed during year.....	4,200	16	138,624	785 76
Total.....	<u>\$5,400</u>	<u>\$8 56</u>	<u>\$554,498</u>	<u>\$3,904 01</u>
Deduct cancelled and expired.....	4,200	16	302,690	2,183 05
Net in force Dec. 31st, 1931.....	<u>\$1,200</u>	<u>\$8 40</u>	<u>\$251,808</u>	<u>\$1,720 96</u>

Miscellaneous

To what extent is the liability of policyholders limited?

ANSWER.—Five times premium deposit.

Is any portion of the savings or unabsorbed premium deposits retained from a policyholder upon the expiry of a policy whether renewed or not?

ANSWER.—No.

Percentage of cash premiums returned during the year on expired policies as dividends or profits, viz.—one year, 96%; two years, 92%; three years, 88%; four years, 84%; five years, 80%.

What is the largest gross aggregate amount insured in any one hazard?

ANSWER.—\$350,000.

What is the largest net aggregate amount insured in any one hazard?

ANSWER.—\$350,000.

Give classes of insurance written: Fire, Use and Occupancy, Windstorm, Sprinkler Leakage, Earthquake on Manufacturing Properties and other properties in connection therewith.

	Losses			
	IN THE PROVINCE		ALL BUSINESS	
	Fire	Other Classes	Fire	Other Classes
Gross claims paid during year.....	\$864 45	\$65 10	\$70,644 60	\$14,583 55
Expenses of adjustment and settlement of losses.....	Nil	Nil	Nil	Nil
Net losses paid.....	\$864 45	\$65 10	\$70,644 60	\$14,583 55
Deduct net claims outstanding at beginning of year.....	318 75	159 01	7,278 71	2,956 82
Add net claims outstanding at end of year..	83 26	161 46	9,123 75	1,592 23
Net losses incurred.....	<u>\$628 96</u>	<u>\$67 55</u>	<u>\$72,489 64</u>	<u>\$13,218 96</u>

Provincial Net Premium Deposits and Losses

Net premium deposits written in the Province.....	\$26,218 49
Net losses paid in the Province.....	929 55
Percentage.....	3 55
Net premium deposits earned in the Province.....	36,267 79
Net losses incurred in the Province.....	696 51
Percentage.....	1 92

FALL RIVER MANUFACTURERS MUTUAL INSURANCE COMPANY

HEAD OFFICE, 84 NORTH MAIN ST., FALL RIVER, MASS.

OFFICERS

President, James E. Osborn; Secretary, H. N. C. Terry; Treasurer, James W. Brigham.

Chief Agent in the Province.—W. A. Young, 97 Spencer Ave., Toronto, Ont.

Directors.—Lewis H. Kunhardt, Box 112, Boston, Mass.; Simeon B. Chase, William L. S. Brayton, Thomas E. Brayton, James E. Osborn, Charles N. Borden, Spencer Borden, Nathan Durfee, Fall River, Mass.; Andrew G. Pierce, Jr., and James E. Stanton, Jr., New Bedford, Mass.; Joseph K. Milliken, North Dighton, Mass.

Auditor.—Harry L. French, Fall River, Mass.

Organized.—February 11, 1870. Commenced business.—May 1, 1870.

Commenced business in Canada.—October 21, 1927. In the Province.—October 21, 1927.

Statement for Year Ending 31st December, 1931

BALANCE SHEET

Ledger Assets

Book value of bonds and debentures.....	\$2,104,112 67
Book value of stocks.....	163,235 00
Cash on hand.....	\$111 23
Cash in banks and other depositories.....	78,522 24
Premium deposits in course of collection:	78,633 47
Written on or subsequent to October 1st, 1931.....	\$80,798 25
Written prior to October 1st, 1931.....	1,702 24
Total Ledger Assets.....	<u>\$2,428,481 63</u>

Non-Ledger Assets

Interest accrued.....	\$30,439 41
Excess of market over book value of securities.....	138,857 33
Interest on bank deposits, accrued.....	324 80
Total Non-Ledger Assets.....	<u>\$169,621 54</u>
Gross Assets.....	<u>\$2,598,103 17</u>
Deduct Assets Not Admitted:	
Premium deposits (business written prior to October 1).....	\$1,702 24
Total Admitted Assets.....	<u>\$2,596,400 93</u>

Liabilities

Net provision for unpaid losses and claims.....		\$12,380	80
Gross premium deposits (less reinsurance) received and receivable on all unexpired risks.....	\$1,911,494	25	
Unearned premium deposits.....		970,286	72
Administration expense.....		64	98
Taxes due and accrued.....		498	44
Total Liabilities.....		\$983,230	94
Surplus of admitted assets over all liabilities.....		\$1,613,169	99
Total.....		\$2,596,400	93

Income and Expenditure

	In the Province	All Business
Gross premium deposits written.....	\$44,917 42	\$1,454,710 96
Deduct:		
Return premium deposits on cancelled business.....	15,594 14	306,952 84
Net premium deposits written.....	\$29,323 28	\$1,147,758 12
Reserve of unearned premium deposits:		
At beginning of year.....	39,854 94	1,091,488 61
At end of year.....	136,201 41	970,286 72
Decrease.....	\$3,653 53	\$121,201 89
Net premium deposits earned.....	\$32,976 81	\$1,268,960 01
Net losses incurred.....	654 24	85,100 61
Administration and other expenses:		
Administration.....	\$78,806 05	
Directors' fees.....	1,440 00	
Legal.....	777 22	
Taxes and licenses.....	2,954 56	
		83,977 83
Net gain in underwriting.....		\$1,099,881 57
Other revenues:		
Interest dividends and rents earned.....	\$118,816 90	
Profit on sale of investments.....	12,508 75	
		131,325 65
Other expenditures:		
Decrease in market value of investments.....		7,805 00
Net gain for policyholders on operations for year.....		\$1,223,402 22

Policyholders' Surplus

Surplus as regards policyholders, January 1st, 1931.....	\$1,683,665	59
Net gain on operations brought down.....	1,223,402	22
Total.....	\$2,907,067	81
Deduct:		
Unused premium deposits on expired policies returned to policyholders or applied in payment of current premium deposits due.....	1,292,195	58
Balance.....	\$1,614,872	23
Deduct:		
Assets not admitted.....	1,702	24
Surplus of admitted assets over all liabilities.....	\$1,613,169	99

Risks and Premium Deposits

	IN THE PROVINCE		ALL BUSINESS	
	Risks	Gross Premium Deposits	Risks	Gross Premium Deposits
Fire:				
Gross in force Dec. 31st, 1930.....	\$11,129,172 00	\$75,549 91	\$365,104,596 27	\$2,144,629 91
Written or renewed during year.....	7,241,860 50	44,917 42	254,651,935 00	454,710 96
Total.....	\$18,371,032 50	\$120,467 33	\$619,756,531 27	\$3,599,340 87
Deduct cancelled and expired.....	7,392,734 00	49,149 37	283,773,055 00	1,687,846 62
Net in force Dec. 31, 1931..	\$10,978,298 50	\$71,317 96	\$335,983,476 00	\$1,911,494 25

Miscellaneous

To what extent is the liability of policyholders limited?

ANSWER.—Five times the cash premium deposit.

Is any portion of the savings or unabsorbed premium deposits retained from a policyholder upon the expiry of a policy whether renewed or not?

ANSWER.—No.

Percentage of cash premiums returned during the year on expired policies as dividends or profits, viz.—one year, 96 %; two years, 92 %; three years, 88 %; four years, 84 %.

What is the largest gross aggregate amount insured in any one hazard?

ANSWER.—\$400,000.

What is the largest net aggregate amount insured in any one hazard?

ANSWER.—\$400,000.

Give classes of insurance written: Fire, Use and Occupancy, Sprinkler Leakage, Windstorm, Explosion, Riot and Civil Commotion and Aircraft.

Losses

	IN THE PROVINCE		ALL BUSINESS	
	Fire	Other Classes	Fire	Other Classes
Gross claims paid during year.....	\$1,430 30	\$36 90	\$74,081 31	\$9,968 00
Expenses of adjustment and settlement of losses.....	294 15	7 61	1,524 20	205 09
Net losses paid.....	\$1,724 45	\$44 51	\$75,605 51	\$10,173 09
Deduct net claims outstanding at beginning of year.....	1,080 93	43 75	11,344 43	1,714 36
Add net claims outstanding at end of year...	3 96	6 00	10,914 21	1,466 59
Net losses incurred.....	\$647 48	\$6 76	\$75,175 29	\$9,925 32

Provincial Net Premium Deposits and Losses

Net premium deposits written in the Province.....	\$29,323 28
Net losses paid in the Province.....	1,768 96
Percentage.....	6.03
Net premium deposits earned in the Province.....	32,976 81
Net losses incurred in the Province.....	654 24
Percentage.....	1.98

FIREMEN'S MUTUAL INSURANCE COMPANY

HEAD OFFICE, PROVIDENCE, R.I.

OFFICERS

President, Frederick T. Moses; Vice-Presidents, Charles G. Easton, Carl A. Moses, Max H. Matthes; Secretary, Charles G. Easton; Treasurer, Frederick T. Moses.

Chief Agent in the Province.—W. A. Young, 97 Spencer Ave., Toronto, Ont.

Directors.—Stephen O. Metcalf, Russell Grinnell, J. Arthur Atwood, Frank E. Richmond, Charles D. Owen, Edward C. Bucklin, Frederick T. Moses, John Omwake, William P. Chapin, J. Arthur Atwood, John L. Wilds, Robert R. Jencks, Shelby M. Jett, Carl A. Moses.

Auditor.—Felix Hebert.

Organized.—1854. Commenced business.—1854.

Commenced business in Canada.—August, 1927. In the Province.—August, 1927.

Statement for Year Ending 31st December, 1931

BALANCE SHEET

Ledger Assets

Mortgage loans on real estate—first liens.....		\$299,525 00
Book value of bonds and debentures.....		2,998,207 85
Book value of stocks.....		2,551,261 52
Cash in banks and other depositories.....		237,569 08
Premium deposits in course of collection:		
Written on or subsequent to October 1st, 1931.....	\$190,567 36	
Written prior to October 1st, 1931.....	3,607 42	
		194,174 78
Total Ledger Assets.....		\$6,280,738 23

Non-Ledger Assets

Interest—due, \$14,213.90; accrued, \$25,863.76		\$40,077 66
Total Non-Ledger Assets		\$40,077 66
Gross Assets		\$6,320,815 89
<i>Deduct Assets Not Admitted:</i>		
Premium deposits (business written prior to October 1st).....	\$3,607 42	
Deficiency of market under book value of securities.....	438,710 37	
		\$442,317 79
Total Admitted Assets		\$5,878,498 10

Liabilities

Net provision for unpaid losses and claims		\$34,466 14
Gross premium deposits (less reinsurance) received and receivable on all unexpired risks	\$4,925,941 62	
Unearned premium deposits		\$2,583,082 65
Administration expense		5,882 18
Taxes due and accrued		10,677 00
Mortgage interest paid in advance		200 00
Total Liabilities		\$2,634,307 97
Surplus of admitted assets over all liabilities		\$3,244,190 13
Total		\$5,878,498 10

Income and Expenditure

	In the Province	All Business
Gross premium deposits written	\$130,682 15	\$3,115,460 88
Deduct:		
Return premium deposits on cancelled business	40,009 75	670,467 43
Net premium deposits written	\$90,672 40	\$2,444,993 45
Reserve of unearned premium deposits:		
At beginning of year	83,233 44	2,755,006 62
At end of year	95,795 39	2,583,082 65
Increase or decrease	\$12,561 95	\$171,923 97
Net premium deposits earned	\$78,110 45	\$2,616,917 42
Net losses incurred	1,315 30	207,295 70
Administration and other expenses:		
Administration	\$267,199 57	
Legal	2,527 28	
Taxes and licenses	5,190 39	
		274,917 24
Net gain in underwriting		\$2,134,704 48
Other revenues:		
Interest dividends and rents earned	\$284,001 35	
Profit on sale of investments	43,849 20	
		327,850 55
Other expenditures:		
Decrease in market value of investments	\$88,529 41	
Loss on sale of investments	15,868 47	
Decrease book value assets by adjustment	28,000 00	
		132,397 88
Net gain for policyholders on operations for year		\$2,330,157 15

Policyholders' Surplus

Surplus as regards policyholders, January 1st, 1931	\$3,345,982 57
Net gain on operations brought down	2,330,157 15
Total	\$5,676,139 72
Deduct:	
Unused premium deposits on expired policies returned to policyholders or applied in payment of current premium deposits due	2,428,342 17
Balance	\$3,247,797 55
Deduct:	
Assets not admitted	3,607 42
Surplus of admitted assets over all liabilities	\$3,244,190 13

Risks and Premium Deposits

	IN THE PROVINCE		ALL BUSINESS	
	Risks	Gross Premium Deposits	Risks	Gross Premium Deposits
Fire:				
Gross in force Dec. 31st, 1930.....	\$26,423,778	\$182,003 63	\$865,310,263	\$5,235,689 33
Written or renewed during year.....	22,400,087	130,682 15	536,080,483	3,114,029 68
Total.....	\$48,823,865	\$312,685 78	\$1,401,390,746	\$8,349,719 01
Deduct cancelled and expired.....	21,193,910	128,872 47	555,185,018	3,426,327 23
Net in force Dec. 31st, 1931.....	\$27,629,955	\$183,813 31	\$846,205,728	\$4,923,391 78
Other classes:				
Gross in force Dec. 31st, 1930.....	Nil	Nil	\$408,115	\$3,375 40
Written or renewed during year.....	Nil	Nil	222,452	1,431 20
Total.....	Nil	Nil	\$630,567	\$4,806 60
Deduct cancelled and expired.....	Nil	Nil	196,399	2,256 76
Net in force Dec. 31st, 1931.....	Nil	Nil	\$434,168	\$2,549 84

Miscellaneous

To what extent is the liability of policyholders limited?

ANSWER.—Five times the premium deposit.

Is any portion of the savings or unabsorbed premium deposits retained from a policyholder upon the expiry of a policy whether renewed or not?

ANSWER.—No.

Percentage of cash premiums returned during the year on expired policies as dividends or profits, viz.—one year, 94%; two years, 88%; three years, 82%; four years, 77%.

What is the largest gross aggregate amount insured in any one hazard?

ANSWER.—\$465,000.

What is the largest net aggregate amount insured in any one hazard?

ANSWER.—\$465,000.

Give classes of insurance written: Fire, Lightning, Sprinkler Leakage, and Windstorm.

Losses

	IN THE PROVINCE		ALL BUSINESS	
	Fire	Other Classes	Fire	Other Classes
Gross claims paid during year.....	\$2,452 32	\$110 19	\$174,222 11	\$25,466 84
Expenses of adjustment and settlement of losses.....	Nil	Nil	44 72	Nil
Net losses paid.....	\$2,452 32	\$110 19	\$174,266 83	\$25,466 84
Deduct net claims outstanding at beginning of year.....	1,225 17	38 00	23,605 34	3,298 77
Add net claims outstanding at end of year.....	15 96	Nil	32,072 75	2,393 39
Net losses incurred.....	\$1,243 11	\$72 19	\$182,734 24	\$24,561 46

Provincial Net Premium Deposits and Losses

Net premium deposits written in the Province.....	\$90,672 40
Net losses paid in the Province.....	2,562 51
Percentage.....	2.83
Net premium deposits earned in the Province.....	\$78,110 45
Net losses incurred in the Province.....	1,315 30
Percentage.....	1.68

HOPE MUTUAL FIRE INSURANCE COMPANY

HEAD OFFICE, 10 WEYBOSSET ST., PROVIDENCE, R.I., U.S.A.

OFFICERS

President, Charles C. Stover; Vice-President, Ernest Kerr; Secretary, Royal G. Luther; Treasurer, Charles C. Stover.

Chief Agent in the Province.—W. A. Young, 97 Spencer Ave., Toronto, Ontario.

Directors.—Zechariah Chafee, Providence, R.I.; Franklin R. Johnson, Boston, Mass.; Charles C. Stover, Providence, R.I.; E. A. Moore, New Britain, Conn.; Paul T. Wise, New York; Frederick W. Easton, Pawtucket, R.I.; Charles E. Cotting, Boston, Mass.; Charles I. Rice, Hartford, Conn.; Frederick S. Chase, Waterbury, Conn.; Edwin A. Barrows, Providence, R.I.; Charles B. Rockwell, Jr., Bristol, R.I.; Dexter Stevens, Pawtucket, R.I.; E. S. Boyer, New York, N.Y.; C. A. Sanford, New York, N.Y.

Auditors.—Felix Hebert, Providence, R.I.

Organized.—March, 1875.

Commenced business.—April, 1875.

Commenced business in Canada.—August, 1927. In the Province.—August 27, 1927.

Statement for Year Ending 31st December, 1931

BALANCE SHEET

Ledger Assets

Book value of bonds and debentures.....		\$1,284,340 98
Book value of stocks.....		373,163 27
Cash on hand.....	\$775 00	
Cash in banks and other depositories.....	48,658 86	
		49,433 86
Premium deposits in course of collection:		
Written on or subsequent to October 1st, 1931.....	\$33,001 47	
Written prior to October 1st, 1931.....	1,706 39	
		34,707 86
Total Ledger Assets.....		<u>\$1,741,645 97</u>

Non-Ledger Assets

Interest accrued.....		\$11,919 49
Total Non-Ledger Assets.....		<u>\$11,919 49</u>
Gross Assets.....		\$1,753,565 46
<i>Deduct Assets Not Admitted:</i>		
Premium deposits (business written prior to October 1st).....	\$1,706 39	
Deficiency of market under book value of securities.....	56,738 25	
		58,444 64
Total Admitted Assets.....		<u>\$1,695,120 82</u>

Liabilities

Net provision for unpaid losses and claims.....		\$7,195 98
Gross premium deposits (less reinsurance) received and receivable on all unexpired risks.....	\$1,408,351 89	
		683,869 06
Unearned premium deposits.....		695,193 12
Taxes due and accrued.....		
Total Liabilities.....		<u>\$4,128 08</u>
Surplus of admitted assets over all liabilities.....		\$999,927 70
Total.....		<u>\$1,695,120 82</u>

Income and Expenditure

	In the Province	All Business
Gross premium deposits written.....	\$27,690 37	\$791,176 71
Deduct:		
Return premium deposits on cancelled business.....	7,545 80	162,910 28
Net premium deposits written.....	\$20,144 57	\$628,266 43
Reserve of unearned premium deposits:		
At beginning of year.....	\$30,641 59	\$761,638 23
At end of year.....	21,923 33	683,869 06
Decrease.....	\$8,718 26	\$77,769 17
Net premium deposits earned.....	\$28,862 83	\$706,035 60
Net losses incurred.....	466 39	51,510 01
Administration and other expenses:		
Administration.....	\$50,686 70	
Legal.....	754 05	
Taxes and licenses.....	2,987 79	
Association fees, etc.....	39,988 20	
		94,416 74
Net gain in underwriting.....		\$560,108 85
Other revenues:		
Interest dividends and rents earned.....	\$76,361 60	
Increase in market value of investments.....	5,465 27	
Profit on sale of investments.....	6,529 38	
Canadian exchange.....	658 92	
		89,015 17
Other expenditures:		
Book value of assets written down.....	\$109 59	
Net gain for policyholders on operations for year.....		<u>\$649,014 43</u>

Policyholders' Surplus

Surplus as regards policyholders, January 1st, 1931.....	\$1,028,424 73
Net gain on operations brought down.....	649,014 43
Total.....	\$1,677,439 16
Deduct:	
Unused premium deposits on expired policies returned to policyholders or applied in payment of current deposits due.....	675,805 07
Balance.....	\$1,001,634 09
Deduct:	
Ledger assets not admitted.....	1,706 39
Surplus of admitted assets over all liabilities.....	\$999,927 70

Risks and Premium Deposits

	IN THE PROVINCE		ALL BUSINESS	
	Risks	Gross Premium Deposits	Risks	Gross Premium Deposits
Fire:				
Gross in force Dec. 31st, 1930.....	\$9,229,556	\$60,424 45	\$229,911,162	\$1,455,890 53
Written or renewed during year.....	4,573,379	27,690 37	131,555,696	791,176 71
Total.....	\$13,802,935	\$88,114 82	\$361,466,858	\$2,247,067 24
Deduct cancelled and expired.....	4,567,891	28,696 76	145,165,542	914,817 60
Net in force Dec. 31st, 1931.....	\$9,235,044	\$59,418 06	\$216,301,316	\$1,332,249 64

Miscellaneous

To what extent is the liability of policyholders limited?

ANSWER.—Five times the premium deposit.

Is any portion of the savings or unabsorbed premium deposits retained from a policyholder upon the expiry of a policy whether renewed or not?

ANSWER.—No.

Percentage of cash premiums returned during the year on expired policies as dividends or profits, viz.:—one year, 94.08%; two years, 91.25%; three years, 85.42%; four years, 85.15%; five years, 76%.

What is the largest gross aggregate amount insured in any one hazard?

ANSWER.—\$125,000.

What is the largest net aggregate amount insured in any one hazard?

ANSWER.—\$125,000.

Give classes of insurance written: Fire, Windstorm, Sprinkler Leakage, and Use and Occupancy.

Losses

	IN THE PROVINCE		ALL BUSINESS	
	Fire	Other Classes	Fire	Other Classes
Gross claims paid during year.....	\$536 65	\$50 74	\$42,379 74	\$6,661 61
Expenses of adjustment and settlement of losses.....	Nil	Nil	Nil	Nil
Net losses paid.....	\$536 65	\$50 74	\$42,379 74	\$6,661 61
Deduct net claims outstanding at beginning of year.....	125 00	Nil	4,500 91	226 41
Add net claims outstanding at end of year...	Nil	4 00	6,521 28	674 70
Net losses incurred.....	\$411 65	\$54 74	\$44,400 11	\$7,109 90

Provincial Net Premium Deposits and Losses

Net premium deposits written in the Province.....	\$20,144 57
Net losses paid in the Province.....	587 39
Percentage.....	2.91
Net premium deposits earned in the Province.....	28,862 83
Net losses incurred in the Province.....	466 39
Percentage.....	1.61

INDUSTRIAL MUTUAL INSURANCE COMPANY

HEAD OFFICE, BOSTON, MASS.

OFFICERS

President, Edwin N. Bartlett; Vice-President, William B. Brophy; Secretary, Edward H. Williams; Treasurer, William B. Brophy.

Chief Agent in Province.—William A. Young, 97 Spencer Ave., Toronto, Ontario.

Directors.—E. H. Clapp, Boston, Mass.; W. B. Brophy, Boston, Mass.; J. P. Stevens, Newburyport, Mass.; E. F. Lewis, Lawrence, Mass.; J. O. Beebe, Boston, Mass.; A. H. Lowe, Fitchburg, Mass.; J. K. Milliken, North Dighton, Mass.; C. N. Stoddard, Greenfield, Mass.; C. A. Stone, New York, N.Y.; R. N. Fowler, Holyoke, Mass.

Auditors.—Patterson, Teele & Dennis, 1 Federal St., Boston, Mass.

Organized.—November 4, 1884. *Commenced business.*—January 15, 1885.

Commenced business in Canada.—March 20, 1929. *In the Province.*—March 20, 1929.

Statement for Year Ending 31st December, 1931

BALANCE SHEET

Ledger Assets		
Book value of bonds and debentures.....		\$969,994 48
Book value of stocks.....		14,200 00
Cash in banks and other depositories.....		34,497 22
Premium deposits in course of collection:		
Written on or subsequent to October 1st, 1931.....	\$20,726 45	
Written prior to October 1st, 1931.....	1,156 34	
		21,882 79
Total Ledger Assets.....		\$1,040,574 49
Non-Ledger Assets		
Interest accrued.....		\$13,824 79
Excess of market over book value of securities.....		28,593 02
Total Non-Ledger Assets.....		\$42,417 81
Gross Assets.....		\$1,082,992 30
<i>Deduct Assets Not Admitted:</i>		
Premium deposits (business written prior to October 1st).....		\$1,156 34
Total Admitted Assets.....		\$1,081,835 96
Liabilities		
Net provision for unpaid losses and claims.....		\$5,026 55
Gross premium deposits (less reinsurance) received and receivable on all unexpired risks.....	\$649,373 88	
Unearned premium deposits.....		333,423 93
Administration expense.....		621 67
Taxes due and accrued.....		592 71
Total Liabilities.....		\$339,664 86
Surplus of admitted assets over all liabilities.....		\$742,171 10
Total.....		\$1,081,835 96
Income and Expenditure		
	In the Province	All Business
Gross premium deposits written.....	\$13,438 61	\$448,761 26
<i>Deduct:</i>		
Return premium deposits on cancelled business.....	3,187 67	81,522 14
Net premium deposits written.....	\$10,250 94	\$367,239 12
Reserve of unearned premium deposits:		
At beginning of year.....	\$9,614 37	364,534 11
At end of year.....	9,306 83	333,423 93
Decrease.....	\$307 54	\$31,110 18
Net premium deposits earned.....	\$10,558 48	\$398,349 30
Net losses incurred.....	78 33	20,686 77
Administration and other expenses:		
Administration.....	\$33,072 00	
Directors' fees.....	780 28	
Legal.....	390 04	
Taxes and licenses.....	898 12	
	35,140 44	
Net gain in underwriting.....		\$342,522 09

Income and Expenditure—Continued

Other revenues:			
Interest dividends and rents earned.....	\$49,419 18		
Profit on sale of investments.....	4,281 00		
Increase in market value of investments.....	979 00		
			\$54,679 18
Other expenditures:			
Loss on sale of investments.....	\$7,632 50		
Decrease in book value of investments.....	6,178 75		
Investment expenses paid.....	1,245 28		
			15,056 53
Net gain for policyholders on operations for year.....			<u>\$382,144 74</u>

Policyholders' Surplus

Surplus as regards policyholders, January 1st, 1931.....	\$769,318 04
Net gain on operations brought down.....	382,144 74
Total.....	<u>\$1,151,462 78</u>
Deduct:	
Unused premium deposits on expired policies returned to policyholders or applied in payment of current premium deposits due.....	408,135 34
Balance.....	\$743,327 44
Deduct:	
Assets not admitted.....	1,156 34
Surplus of admitted assets over all liabilities.....	<u>\$742,171 10</u>

Risks and Premium Deposits

	IN THE PROVINCE		ALL BUSINESS	
	Risks	Gross Premium Deposits	Risks	Gross Premium Deposits
Fire:				
Gross in force Dec. 31st, 1930.....	\$2,816,835	\$19,700 24	\$113,318,848	\$729,731 25
Written or renewed during year.....	2,200,468	13,438 61	73,488,692	448,503 49
Total.....	\$5,017,303	\$33,138 85	\$186,807,540	\$1,178,234 74
Deduct cancelled and expired.....	2,055,327	13,078 21	82,006,636	529,205 30
Net in force Dec. 31st, 1931.....	<u>\$2,961,976</u>	<u>\$20,060 64</u>	<u>\$104,800,904</u>	<u>\$649,029 44</u>
Other classes:				
Gross in force Dec. 31st, 1930.....	Nil	Nil	\$60,018	\$495 62
Written or renewed during year.....	Nil	Nil	40,152	257 77
Total.....	Nil	Nil	\$100,170	\$753 39
Deduct cancelled and expired.....	Nil	Nil	54,200	408 95
Net in force Dec. 31st, 1931.....	<u>Nil</u>	<u>Nil</u>	<u>\$45,970</u>	<u>\$344 44</u>

Miscellaneous

To what extent is the liability of policyholders limited?

ANSWER.—Five times premium deposit.

Is any portion of the savings or unabsorbed premium deposits retained from a policyholder upon the expiry of a policy whether renewed or not?

ANSWER.—Yes, a small percentage added to reserve.

Percentage of cash premiums returned during the year on expired policies as expiration return of premium, viz.:—one year, 95%; two years, 90%; three years, 85%.

What is the largest gross aggregate amount insured in any one hazard?

ANSWER.—\$50,000.

What is the largest net aggregate amount insured in any one hazard?

ANSWER.—\$50,000.

Give classes of insurance written: Fire, Use and Occupancy, Windstorm, Sprinkler Leakage.

Losses

	IN THE PROVINCE		ALL BUSINESS	
	Fire	Other Classes	Fire	Other Classes
Gross claims paid during year.....	\$126 69	\$8 64	\$16,699 92	\$2,422 30
Expenses of adjustment and settlement of losses.....	Nil	Nil	Nil	Nil
Net losses paid.....	\$126 69	\$8 64	\$16,699 92	\$2,422 30
Deduct net claims outstanding at beginning of year.....	58 00	Nil	3,181 00	281 00
Add net claims outstanding at end of year....	1 00	Nil	4,505 55	521 00
Net losses incurred.....	<u>\$69 69</u>	<u>\$8 64</u>	<u>\$18,024 47</u>	<u>2,662 30</u>

Provincial Net Premium Deposits and Losses

Net premium deposit written in the Province.....	\$10,250 94
Net losses paid in the Province.....	135 33
Percentage.....	1.32
Net premium deposits earned in the Province.....	\$10,558 48
Net losses incurred in the Province.....	78 33
Percentage.....	.74

KEYSTONE MUTUAL FIRE INSURANCE COMPANY

FRANKLIN TRUST BLDG., PHILADELPHIA, PA.

OFFICERS

President, F. A. Downes; Vice-Presidents, Simon Miller, H. P. Onyx; J. C. Rieg; Secretary, G. C. Hopson; Treasurer, F. A. Downes.

Chief Agent in the Province.—W. A. Young, 97 Spencer Ave., Toronto, Ontario.

Directors.—Frederick A. Downes, Philadelphia, Pa.; Conyers Read, Philadelphia, Pa.; Simon Miller, Philadelphia, Pa.; Fayette R. Plumb, Philadelphia, Pa.; John R. Williams, Philadelphia, Pa.; J. A. Du Plessis, Avenal, N.J.; John C. Lowry, Philadelphia, Pa.; C. S. Redding, Philadelphia, Pa.; Joseph Bancroft, Wilmington, Del.; Harry W. Koch, Huntingdon, Pa.

Auditors.—Ernst & Ernst, Philadelphia, Pa.

Organized.—December 30, 1884. *Commenced business.*—January 1, 1885.

Commenced business in Canada.—October 21, 1927. *In the Province.*—October 21, 1927.

Statement for Year Ending 31st December, 1931

BALANCE SHEET

Ledger Assets

Book value of bonds and debentures.....		\$689,516 74
Book value of stocks.....		31,250 00
Cash on hand.....	\$8,521 97	
Cash in banks and other depositories.....	26,350 65	
		34,872 62
Premium deposits in course of collection:		
Written on or subsequent to October 1st, 1931.....	\$21,457 71	
Written prior to October 1st, 1931.....	267 54	
		21,725 25
Total Ledger Assets.....		\$777,364 61

Non-Ledger Assets

Interest accrued.....		\$11,479 72
Total Non-Ledger Assets.....		\$11,479 72
Gross Assets.....		\$788,844 33
<i>Deduct Assets Not Admitted:</i>		
Premium deposits (business written prior to October 1st).....	\$267 54	
Deficiency of market under book value of securities.....	29,206 74	
		\$29,474 28
Total Admitted Assets.....		\$759,370 05

Liabilities

Net provision for unpaid losses and claims.....		\$9,986 87
Gross premium deposits (less reinsurance) received and receivable on all unexpired risks.....	\$726,439 26	
Unearned premium deposits.....		357,254 45
Bills due and accrued.....		200 00
Other liabilities:		
Borrowed money.....	35,000 00	
Interest due and accrued on borrowed money.....	11 66	
Total Liabilities.....		\$404,452 98
Surplus of admitted assets over all liabilities.....		\$354,917 07
Total.....		\$759,370 05

Income and Expenditure		
	In the Province	All Business
Gross premium deposits written.....	\$13,819 39	\$533,977 18
Deduct:		
Return premium deposits on cancelled business.....	3,383 56	106,935 35
Net premium deposits written.....	\$10,435 83	\$427,041 83
Reserve of unearned premium deposits:		
At beginning of year	11,657 52	\$432,882 40
At end of year.....	9,595 85	357,254 45
Decrease.....	\$2,061 67	\$75,627 95
Net premium deposits earned.....	\$12,497 50	\$502,669 78
Net losses incurred.....	85 53	28,360 71
Administration and other expenses:		
Administration.....	\$37,288 93	
Directors' fees.....	2,480 00	
Legal.....	339 77	
Taxes and licenses.....	1,100 76	
Association fees, etc.....	16,452 74	
		57,662 20
Net gain in underwriting.....		\$416,646 87
Other revenues:		
Interest dividends and rents earned.....	\$98,694 50	
Profits on sale of investments.....	42 57	
Increase in market value of investments.....	3,692 43	
		42,429 50
Net gain for policyholders on operations for year.....		\$459,076 37

Policyholders' Surplus

Surplus as regards policyholders, January 1st, 1931.....	\$379,994 22
Net gain on operations brought down.....	459,076 37
Total.....	\$839,070 59
Deduct:	
Unused premium deposits on expired policies returned to policyholders or applied in payment of current premium deposits due.....	483,885 98
Balance.....	\$355,184 61
Deduct:	
Assets not admitted.....	267 54
Surplus of admitted assets over all liabilities.....	\$354,917 07

Risks and Premium Deposits

	IN THE PROVINCE		ALL BUSINESS	
	Risks	Gross Premium Deposits	Risks	Gross Premium Deposits
Fire:				
Gross in force Dec. 31st, 1930.....	\$3,375,941	\$22,698 88	\$123,470,700	\$842,770 00
Written or renewed during year.....	2,147,152	13,819 39	81,419,225	533,977 18
Total.....	\$5,523,093	\$36,518 27	\$204,889,925	\$1,376,747 18
Deduct cancelled and expired.....	2,336,070	17,000 97	95,159,902	650,307 92
Net in force Dec. 31st, 1931.....	\$3,187,023	\$19,517 30	\$109,730,023	\$726,439 26

Miscellaneous

To what extent is the liability of policyholders limited?

ANSWER.—Five times premium.

Is any portion of the savings or unabsorbed premium deposits retained from a policyholder upon the expiry of a policy whether renewed or not?

ANSWER.—No.

Percentage of cash premiums returned during the year on expired policies as dividends or profits, viz.:—one year, 93%; two years, 86%; three years, 80%; four years, 72%; five years, 65%.

What is the largest gross aggregate amount insured in any one hazard?

ANSWER.—\$50,000.

What is the largest net aggregate amount insured in any one hazard?

ANSWER.—\$50,000.

Give class of insurance written: Fire (Sprinkler Leakage and Windstorm included).

	Losses	
	In the Province	All Business
	Fire	Fire
Gross claims paid during year.....	\$79 28	\$21,239 48
Expenses of adjustment and settlement of losses.....	Nil	Nil
Net losses paid.....	\$79 28	\$21,239 48
Deduct net claims at beginning of year.....	Nil	2,865 64
Add net claims outstanding at end of year.....	6 25	9,986 87
Net losses incurred.....	<u>\$85 53</u>	<u>\$28,360 71</u>

Provincial Net Premium Deposits and Losses

Net premium deposits written in the Province.....	\$10,435 83
Net losses paid in the Province.....	79 28
Percentage.....	.76
Net premium deposits earned in the Province.....	12,497 50
Net losses incurred in the Province.....	85 53
Percentage.....	.68

MANTON MUTUAL FIRE INSURANCE COMPANY

HEAD OFFICE, PHILADELPHIA, PA.

OFFICERS

President, F. A. Downes; Vice-Presidents, Joseph Bancroft, J. C. Rieg, H. P. Onyx; Secretary, G. C. Hopson; Treasurer, F. A. Downes.

Chief Agent in the Province.—W. A. Young, 97 Spencer Ave., Toronto.

Directors.—Simon Miller, F. A. Downes, J. A. White, Philadelphia, Pa.; Jos. Bancroft, Wilmington, Del.; J. R. Williams, J. E. Bromley, Philadelphia, Pa.; F. A. Weiss, Newark, N.J.; A. D. Smith, A. H. Vaux, F. A. Downes.

Auditors.—Ernst & Ernst, Philadelphia, Pa.

Organized.—February 28, 1894. *Commenced business.*—March 1, 1894.

Commenced business in Canada.—October 21, 1927. *In the Province.*—October 21, 1927.

Statement for Year Ending 31st December, 1931

BALANCE SHEET

Ledger Assets

Book value of bonds and debentures.....	\$634,886 32
Book value of stocks.....	13,400 00
Cash on hand.....	\$204 45
Cash in banks and other depositories.....	19,032 09
Premium deposits in course of collection:	
Written on or subsequent to October 1st, 1931.....	\$18,942 05
Written prior to October 1st, 1931.....	64 37
	19,006 42
Total Ledger Assets.....	<u>\$686,529 28</u>

Non-Ledger Assets

Interest accrued.....	\$10,000 52
Total Non-Ledger Assets.....	<u>\$10,000 52</u>
Gross Assets.....	<u>\$696,529 80</u>
<i>Deduct Assets Not Admitted:</i>	
Premium deposits (business written prior to October 1st).....	\$64 37
Deficiency of market under book value of securities.....	19,046 32
	<u>\$19,110 69</u>
Total Admitted Assets.....	<u>\$677,419 11</u>

Liabilities

Net provision for unpaid losses and claims.....		\$9,653	67
Gross premium deposits (less reinsurance) received and receivable on all unexpired risks.....	\$641,980	54	
Unearned premium deposits.....		317,621	29
Taxes due and accrued.....		1,800	00
Other liabilities:			
Interest due and accrued on borrowed money.....		10	00
Bills due and accrued.....		200	00
Due and to become due for borrowed money.....		30,000	00
Total Liabilities.....		\$359,284	96
Surplus of admitted assets over all liabilities.....		\$318,134	15
Total.....		\$677,419	11

Income and Expenditure

	In the Province	All Business
Gross premium deposits written.....	\$12,376	00
Deduct:		
Return premium deposits on cancelled business.....	2,762	77
Net premium deposits written.....	\$9,613	83
Reserve of unearned premium deposits:		
At beginning of year.....	\$9,856	32
At end of year.....	8,137	45
Decrease.....	\$1,718	87
Net premium deposits earned.....	\$11,332	70
Net losses incurred.....	78	59
Administration and other expenses:		
Administration.....	\$27,724	14
Directors' fees.....	2,480	00
Legal.....	301	40
Taxes and licenses.....	1,175	59
Association fees, etc.....	14,491	69
Furniture and fixtures.....	15	84
Rent.....	5,087	36
Postage, telegraph and telephones.....	518	23
Advertising subscriptions.....	259	29
Printing and stationery.....	708	85
Miscellaneous.....	385	00
		53,147
Net gain in underwriting.....		\$382,750
Other revenues:		
Interest dividends and rents earned.....	\$34,049	11
Increase in market value of investments.....	2,861	25
		\$36,910
Other expenditures:		
Loss from sale of assets.....		\$30
Net gain for policyholders on operations for year.....		\$419,630

Policyholders' Surplus

Surplus as regards policyholders, January 1st, 1931.....	\$348,036	81
Net gain on operations brought down.....	419,630	69
Total.....	\$767,667	50
Deduct:		
Unused premium deposits on expired policies returned to policyholders or applied in payment of current premium deposits due.....	449,468	98
Balance.....	318,198	52
Assets not admitted.....	64	37
Surplus of admitted assets over all liabilities.....	\$318,134	15

Risks and Premium Deposits

	IN THE PROVINCE		ALL BUSINESS	
	Risks	Gross Premium Deposits	Risks	Gross Premium Deposits
Fire:				
Gross in force, Dec. 31, 1930.....	\$2,766,708	\$19,179 74	\$108,688,966	\$749,542 19
Written or renewed during year.....	1,907,296	12,376 60	73,743,885	\$489,162 00
Total.....	\$4,674,004	\$31,556 34	\$182,432,851	\$1,238,704 19
Deduct cancelled and expired.....	2,113,430	15,102 47	86,644,890	596,723 65
Net in force, Dec. 31st, 1931.....	\$2,560,574	\$16,453 87	\$95,787,961	\$641,980 54

Miscellaneous

To what extent is the liability of policyholders limited?

ANSWER.—Five times premium.

Is any portion of the savings or unabsorbed premium deposits retained from a policyholder upon the expiry of a policy whether renewed or not?

ANSWER.—No.

Percentage of cash premiums returned during the year on expired policies as dividends or profits, viz.:—one year, 93 %; two years, 86 %; three years, 80 %; four years, 72 %; five years, 65 %.

What is the largest gross aggregate amount insured in any one hazard?

ANSWER.—\$50,000.

What is the largest net aggregate amount insured in any one hazard?

ANSWER.—\$50,000.

Give classes of insurance written: Fire (Sprinkler Leakage and Windstorm included).

Losses

	In the Province		All Business
	Fire		Fire
Gross claims paid during year.....	\$72 34		\$19,832 98
Expenses of adjustment and settlement of losses.....	Nil		Nil
Net losses paid.....	\$72 34		\$19,832 98
Deduct net claims outstanding at beginning of year.....	Nil		2,547 54
Add net claims outstanding at end of year.....	\$6 25		9,653 67
Net losses incurred.....	\$78 59		\$26,939 11

Provincial Net Premium Deposits and Losses

Net premium deposits written in the Province.....	\$9,613 83
Net losses paid in the Province.....	72 34
Percentage.....	75
Net premium deposits earned in the Province.....	11,332 70
Net losses incurred in the Province.....	78 59
Percentage.....	.69

MANUFACTURERS' MUTUAL FIRE INSURANCE COMPANY

HEAD OFFICE, 10 WEYBOSSET ST., PROVIDENCE, R.I.

OFFICERS

President, John R. Freeman; Vice-Presidents, Benjamin G. Buttolph, Edwin D. Pingree, Hovey T. Freeman, Arthur A. Longley, Clarke Freeman; Secretary, Theodore P. Bogert, Treasurer, John R. Freeman.

Representative in the Province.—Harvey D. Jones, 1005 Atlas Bldg., Toronto, Ont.

Directors.—Arnold B. Chase, Henry F. Lippitt, John R. Freeman, Jesse H. Metcalf, Samuel M. Nicholson, Henry D. Sharpe, Robert H. I. Goddard, Providence, R.I.; Charles M. Holmes, New Bedford, Mass.; James R. MacColl, Providence, R.I.; A. O. Dawson, Montreal, Canada; John H. Goss, Waterbury, Conn.; Charles O. Richardson, Boston, Mass.; Malcolm G. Chase, William Gammell, Jr., Providence, R.I.; Edmund C. Mayo (elected, May 7, 1929), Providence, R.I.

Auditor.—Felix Hebert, Turk's Head Building, Providence, R.I.

Organized.—1835. *Commenced business.*—1835.

Commenced business in Canada.—August 27, 1927. *In the Province.*—August 27, 1927.

Statement for Year Ending 31st December, 1931

BALANCE SHEET

Ledger Assets

Book value of bonds and debentures.....		\$1,176,231 53
Book value of stocks.....		2,919,252 32
Cash on hand.....	\$7,589 09	
Cash in banks and other depositories.....	288,316 96	
		295,906 05
Premium deposits in course of collection:		
Written on or subsequent to October 1st, 1931.....	\$83,015 52	
Written prior to October 1st, 1931.....	2,657 73	
		85,673 25
Total Ledger Assets.....		\$4,477,063 15

Non-Ledger Assets

Interest due, \$3,562.72; accrued, \$12,189.51.....	\$15,752 23
Excess of market over book value of securities.....	437,887 15
Total Non-Ledger Assets.....	\$453,639 38
Gross Assets.....	\$4,930,702 53
<i>Deduct Assets Not Admitted:</i>	
Premium deposits (business written prior to October 1).....	\$2,657 73
Total Admitted Assets.....	\$4,928,044 80

Liabilities

Net provision for unpaid losses and claims.....	\$17,859 99
Gross premium deposits (less reinsurance) received and receivable on all unexpired risks.....	\$3,361,781 41
Unearned premium deposits.....	1,710,504 74
Administration expense.....	153 98
Taxes due and accrued.....	1,221 96
Total Liabilities.....	\$1,729,740 67
Surplus of admitted assets over all liabilities.....	\$3,198,304 13
Total.....	\$4,928,044 80

Income and Expenditure

	In the Province	All Business
Gross premium deposits written.....	\$71,663 07	\$1,944,127 29
Deduct:		
Return premium deposits on cancelled business.....	27,965 60	488,014 88
Net premium deposits written.....	\$43,697 47	1,456,112 41
Reserve of unearned premium deposits:		
At beginning of year.....	68,080 24	1,915,963 12
At end of year.....	51,331 42	1,710,504 74
Decrease.....	\$16,748 82	205,458 38
Net premium deposits earned.....	\$60,446 29	\$1,661,570 79
Net losses incurred.....	1,160 86	142,847 70
Administration and other expenses:		
Administration.....	\$166,345 85	
Investment expense.....	11,875 18	
		\$178,221 03
Net gain in underwriting.....		\$1,340,502 06
Other revenues:		
Interest dividends and rents earned.....	\$242,451 60	
Profit on sale of investments.....	17,701 18	
		260,152 78
Other expenditures:		
Decrease in book value of ledger assets.....	\$71 01	
Decrease in market value of investments.....	52,021 88	
		52,092 89
Net gain for policyholders on operations for year.....		\$1,548,561 95

Policyholders' Surplus

Surplus as regards policyholders, January 1st, 1931.....	\$3,264,338 11
Net gain on operations brought down.....	1,548,561 95
Total.....	\$4,812,900 06
Deduct:	
Unused premium deposits on expired policies returned to policyholders or applied in payment of current premium deposits due.....	1,611,938 20
Balance.....	\$3,200,961 86
Deduct:	
Assets not admitted.....	2,657 73
Surplus of admitted assets over all liabilities.....	\$3,198,304 13

Risks and Premium Deposits

	IN THE PROVINCE		ALL BUSINESS	
	Risks	Gross Premium Deposits	Risks	Gross Premium Deposits
Fire:				
Gross in force Dec. 31st, 1930.....	\$23,983,398	\$148,823 29	\$604,929,035	\$3,670,689 27
Written or renewed during year.....	13,318,794	71,662 81	332,282,119	1,942,817 70
Total.....	\$37,302,192	\$220,486 10	\$937,211,154	\$5,613,506 97
Deduct cancelled and expired.....	14,342,688	82,563 47	364,937,522	2,254,593 84
Net in force Dec. 31st, 1931....	\$22,959,504	\$137,922 63	\$572,273,632	\$3,358,913 13
Other classes:				
Gross in force Dec. 31st, 1930.....	\$2,000	\$14 00	\$693,123	\$5,197 10
Written or renewed during year.....	7,000	26	231,040	1,309 59
Total.....	\$9,000	\$14 26	\$924,163	\$6,506 69
Deduct cancelled and expired.....	7,000	26	504,484	3,638 41
Net in force Dec. 31st, 1931....	\$2,000	\$14 00	\$419,679	\$2,868 28

Miscellaneous

To what extent is the liability of policyholders limited?

ANSWER.—Five times premium deposit.

Is any portion of the savings or unabsorbed premium deposits retained from a policyholder upon the expiry of a policy whether renewed or not?

ANSWER.—No.

Percentage of cash premiums returned during the year on expired policies as dividends or profits, viz.:—one year, 96 %; two years, 92 %; three years, 88 %; four years, 84 %; five years, 80 %.

What is the largest gross aggregate amount insured in any one hazard?

ANSWER.—\$600,000.

What is the largest net aggregate amount insured in any one hazard?

ANSWER.—\$600,000.

Give classes of insurance written: Fire, Use and Occupancy, Windstorm, Sprinkler Leakage, Earthquake, on manufacturing properties and other properties in connection therewith.

Losses

	IN THE PROVINCE		ALL BUSINESS	
	Fire	Other Classes	Fire	Other Classes
Gross claims paid during year.....	\$1,440 76	\$108 50	\$117,740 99	\$24,305 94
Expenses of adjustment and settlement of losses.....	Nil	Nil	Nil	Nil
Net losses paid.....	\$1,440 76	\$108 50	\$117,740 99	\$24,305 94
Deduct net claims outstanding at beginning of year.....	531 22	265 03	12,131 19	4,928 03
Add net claims outstanding at end of year....	138 73	269 12	15,206 27	2,653 72
Net losses incurred.....	\$1,048 27	\$112 59	\$120,816 07	\$22,031 63

Provincial Net Premium Deposits and Losses

Net premium deposits written in the Province.....	\$43,697 47
Net losses paid in the Province.....	1,549 26
Percentage.....	3.55
Net premium deposits earned in the Province.....	60,446 29
Net losses incurred in the Province.....	1,160 86
Percentage.....	1.92

MECHANICS' MUTUAL FIRE INSURANCE COMPANY

HEAD OFFICE, 10 WEYBOSSET ST., PROVIDENCE, R.I.

OFFICERS

President, John R. Freeman; Vice-Presidents, Benjamin G. Buttolph, Edwin D. Pingree, Hovey T. Freeman, Arthur A. Longley, Clarke Freeman; Secretary, Theodore P. Bogert; Treasurer, John R. Freeman.

Representative in the Province.—Harvey D. Jones, 1005 Atlas Bldg., Toronto, Ont.

Directors.—Arnold B. Chase, Henry F. Lippitt, John R. Freeman, Jesse H. Metcalf, Samuel M. Nicholson, Henry D. Sharpe, Robert H. C. Goddard, Providence, R.I.; Charles M. Holmes, New Bedford, Mass.; James R. MacColl, Providence, R.I.; A. O. Dawson, Montreal, Canada; John H. Goss, Waterbury, Conn.; Charles O. Richardson, Boston, Mass.; Malcolm G. Chase, William Gammell, Jr., Providence, R.I.; Edmund C. Mayo (elected, May 7, 1929), Providence, R.I.

Auditor.—Felix Hebert, Turk's Head Building, Providence, R.I.

Organized.—1871. *Commenced business.*—1871.

Commenced business in Canada.—August 27, 1927. *In the Province.*—August 27, 1927.

Statement for Year Ending 31st December, 1931

BALANCE SHEET

Ledger Assets

Book value of bonds and debentures.....		\$677,960 62
Book value of stocks.....		2,020,480 27
Cash in banks and other depositories.....		152,991 21
Premium deposits in course of collection:		
Written on or subsequent to October 1st, 1931.....	\$49,809 32	
Written prior to October 1st, 1931.....	1,594 64	
		<u>51,403 96</u>
Total Ledger Assets.....		<u>\$2,902,836 06</u>

Non-Ledger Assets

Interest due, \$2,407.88; accrued, \$7,284.64.....		\$9,692 52
Excess of market over book value of securities.....		340,059 11
Total Non-Ledger Assets.....		<u>\$349,751 63</u>
Gross Assets.....		<u>\$3,252,587 69</u>
<i>Deduct Assets Not Admitted:</i>		
Premium deposits (business written prior to October 1st).....		<u>\$1,594 64</u>
Total Admitted Assets.....		<u><u>\$3,250,993 05</u></u>

Liabilities

Net provision for unpaid losses and claims.....		\$10,715 98
Gross premium deposits (less reinsurance) received and receivable on all unexpired risks.....	\$2,017,068 85	
Unearned premium deposits.....		\$1,026,302 87
Administration expense.....		92 39
Taxes due and accrued.....		733 18
Total Liabilities.....		<u>\$1,037,844 42</u>
Surplus of admitted assets over all liabilities.....		<u>\$2,213,148 63</u>
Total.....		<u><u>\$3,250,993 05</u></u>

Income and Expenditure

Gross premium deposits written.....	In the Province	All Business
	\$42,997 85	\$1,166,476 37
Deduct:		
Return premium deposits on cancelled business.....	16,779 36	292,808 92
Net premium deposits written.....	\$26,218 49	<u>\$873,667 45</u>

Income and Expenditure—Continued

Reserve of unearned premium deposits:		
At beginning of year.....	\$40,848 16	\$1,149,577 91
At end of year.....	30,798 86	1,026,302 87
Decrease.....	\$10,049 30	\$123,275 04
Net premium deposits earned.....	\$36,267 79	\$996,942 49
Net losses incurred.....	696 51	85,708 61
Administration and other expenses.....	\$99,849 70	
Investment expense.....	8,184 17	
		108,033 87
Net gain in underwriting.....		\$803,200 01
Other revenues:		
Interest dividends and rents earned.....	\$161,577 58	
Profit on sale of investments.....	9,721 95	
		171,299 53
Other expenditures:		
Decrease in difference between book value and market value of investments.....	\$18,973 28	
Decrease in book value of assets.....	57 91	
		19,031 19
Net gain for policyholders on operations for year.....		\$955,468 35

Policyholders' Surplus

Surplus as regards policyholders, January 1st, 1931.....	\$2,226,437 85
Net gain on operations brought down.....	955,468 35
Total.....	\$3,181,906 20
Deduct:	
Unused premium deposits on expired policies returned to policyholders or applied in payment of current premium deposits due.....	967,162 93
Balance.....	\$2,214,743 27
Deduct:	
Assets not admitted.....	1,594 64
Surplus of admitted assets over all liabilities.....	\$2,213,148 63

Risks and Premium Deposits

	IN THE PROVINCE		ALL BUSINESS	
	Risks	Gross Premium Deposits	Risks	Gross Premium Deposits
Fire:				
Gross in force, Dec. 31st, 1930.....	\$14,390,039	\$89,293 97	\$362,957,421	\$2,202,413 58
Written or renewed during year....	7,991,276	42,997 69	199,369,271	1,165,690 62
Total.....	\$22,381,315	\$132,291 66	\$562,326,692	\$3,368,104 20
Deduct cancelled and expired.....	8,605,613	49,538 08	218,962,513	1,352,756 31
Net in force, Dec. 31st, 1931.....	\$13,775,702	\$82,753 58	\$343,364,179	\$2,015,347 89
Other classes:				
Gross in force, Dec. 31st, 1930.....	\$1,200	\$8 40	\$415,874	\$3,118 25
Written or renewed during year....	4,200	16	138,624	785 75
Total.....	\$5,400	\$8 56	\$554,498	\$3,904 00
Deduct cancelled and expired.....	4,200	16	302,690	2,183 04
Net in force, Dec. 31st, 1931.....	\$1,200	\$8 40	\$251,808	\$1,720 96

Miscellaneous

To what extent is the liability of policyholders limited?

ANSWER.—Five times premium deposit.

Is any portion of the savings or unabsorbed premium deposits retained from a policyholder upon the expiry of a policy whether renewed or not?

ANSWER.—No.

Percentage of cash premiums returned during the year on expired policies as dividends or profits, viz.:—one year, 96%; two years, 92%; three years, 88%; four years, 84%; five years, 80%.

What is the largest gross aggregate amount insured in any one hazard?

ANSWER.—\$350,000.

What is the largest net aggregate amount insured in any one hazard?

ANSWER.—\$350,000.

Give classes of insurance written: Fire, Use and Occupancy, Windstorm, Sprinkler Leakage, Earthquake, on manufacturing properties and other properties in connection therewith.

Losses

	IN THE PROVINCE		ALL BUSINESS	
	Fire	Other Classes	Fire	Other Classes
Gross claims paid during year.....	\$864 45	\$65 10	\$70,644 60	\$14,583 56
Expenses of adjustment and settlement of losses.....	Nil	Nil	Nil	Nil
Net losses paid.....	\$864 45	\$65 10	\$70,644 60	\$14,583 56
Deducting net claims outstanding at beginning of year.....	318 74	159 02	7,278 71	2,956 82
Add net claims outstanding at end of year..	83 25	161 47	9,123 75	1,592 23
Net losses incurred.....	<u>\$628 96</u>	<u>\$67 55</u>	<u>\$72,489 64</u>	<u>\$13,218 97</u>

Provincial Net Premium Deposits and Losses

Net premium deposits written in the Province.....	\$26,218 49
Net losses paid in the Province.....	929 55
Percentage.....	3.55
Net premium deposits earned in the Province.....	36,267 79
Net losses incurred in the Province.....	696 51
Percentage.....	1.92

MERCANTILE MUTUAL FIRE INSURANCE COMPANY

HEAD OFFICE, PROVIDENCE, R.I.

OFFICERS

President, Frederick T. Moses; Vice-Presidents, Carl A. Moses, Max H. Matthes, C. G. Easton; Secretary, J. M. Legris; Treasurer, Frederick T. Moses.

Chief Agent in the Province.—W. A. Young, 97 Spencer Ave., Toronto, Ont.

Directors.—Alfred U. Eddy, President Emeritus; William P. Chapin, Edward C. Bucklin, Frederick T. Moses, Edward W. Swift, William N. Reynolds, Arnold B. Chase, Stephen O. Metcalf, J. Arthur Atwood, Robert R. Jenks, Carl A. Moses, John L. Wilds.

Auditor.—Felix Hebert.

Organized.—1884. *Commenced business.*—August, 1884.

Commenced business in Canada.—August, 1927. *In the Province.*—August, 1927.

Statement for Year Ending 31st December, 1931

BALANCE SHEET

Ledger Assets

Mortgage loans on real estate—first liens.....		\$60,800 00
Book value of bonds and debentures.....		394,336 23
Book value of stocks.....		648,039 63
Cash in banks and other depositories.....		24,736 94
Premium deposits in course of collection:		
Written on or subsequent to October 1st, 1931.....	\$40,119 44	
Written prior to October 1st, 1931.....	759 46	
		40,878 90
Total Ledger Assets.....		<u>\$1,168,791 70</u>

Non-Ledger Assets

Interest due, \$2,465.00; accrued, \$4,311.64.....		\$6,776 64
Total Non-Ledger Assets.....		<u>\$6,776 64</u>
Gross Assets.....		<u>\$1,175,568 34</u>
<i>Deduct Assets Not Admitted:</i>		
Bills receivable (business written prior to October 1st).....	\$759 46	
Excess of market over book value of securities.....	150,385 86	
		<u>\$151,145 32</u>
Total Admitted Assets.....		<u><u>\$1,024,423 02</u></u>

Liabilities		
Net provision for unpaid losses and claims.....		\$7,256 02
Gross premium deposits (less reinsurance) received and receivable on all unexpired risks.....	\$1,037,040 36	
Unearned premium deposits.....		543,806 89
Administration expense.....		1,238 36
Taxes due and accrued.....		2,056 00
Total Liabilities.....		\$554,357 27
Surplus of admitted assets over all liabilities.....		\$470,065 75
Total.....		\$1,024,423 02

Income and Expenditure		In the Province	All Business
Gross premium deposits written.....		\$27,512 03	\$655,886 50
Deduct:			
Return premium deposits on cancelled business.....	8,423 10		136,385 80
Net premium deposits written.....		\$19,088 93	519,500 70
Reserve of unearned premium deposits:			
At beginning of year.....	17,546 27		579,999 38
At end of year.....	19,982 29		543,806 89
Increase and decrease.....	\$2,436 02		\$36,192 49
Net premium deposits earned.....		\$16,652 91	\$555,693 19
Net losses incurred.....		383 99	43,641 18
Administration and other expenses:			
Administration.....	\$64,754 05		
Legal.....	487 67		
Taxes and licenses (credit).....	468 79		64,772 93
Net gain in underwriting.....			\$447,279 08
Other revenues:			
Interest dividends and rents earned.....	\$55,134 05		
Profit on sale of investments.....	913 01		56,047 06
Other expenditures:			
Decrease in market value of investments.....	\$15,144 80		
Loss on sale of investments.....	20,849 88		35,994 68
Net gain for policyholders on operations for year.....			\$467,331 46

Policyholders' Surplus

Surplus as regards policyholders, January 1st, 1931.....	\$519,489 03
Net gain on operations brought down.....	467,331 46
Total.....	\$986,820 49
Deduct:	
Unused premium deposits on expired policies returned to policyholders or applied in payment of current premium deposits due.....	515,995 28
Balance.....	\$470,825 21
Deduct:	
Ledger assets not admitted.....	759 46
Surplus of admitted assets over all liabilities.....	\$470,065 75

Risks and Premium Deposits

	IN THE PROVINCE		ALL BUSINESS	
	Risks	Gross Premium Deposits	Risks	Gross Premium Deposits
Fire:				
Gross in force, Dec. 31st, 1930.....	\$5,562,900	\$38,316 34	\$182,170,583	\$1,102,250 38
Written or renewed during year.....	4,715,808	27,512 03	112,859,049	655,585 20
Total.....	\$10,278,708	\$65,828 37	\$295,029,632	\$1,757,835 58
Deduct cancelled and expired.....	4,461,876	27,131 05	116,881,058	721,332 03
Net in force, Dec. 31st, 1931.....	\$5,816,832	\$38,697 32	\$178,148,574	\$1,036,503 55
Other classes:				
Gross in force, Dec. 31st, 1930.....	Nil	Nil	\$85,939	\$710 61
Written or renewed during year.....	Nil	Nil	46,832	301 30
Total.....	Nil	Nil	\$132,771	\$1,011 91
Deduct cancelled and expired.....	Nil	Nil	41,347	475 10
Net in force, Dec. 31st, 1931.....	Nil	Nil	\$91,424	\$536 81

Miscellaneous

To what extent is the liability of policyholders limited?

ANSWER.—Five times the premium deposit.

Is any portion of the savings or unabsorbed premium deposits retained from a policyholder upon the expiry of a policy whether renewed or not?

ANSWER.—No.

Percentage of cash premiums returned during the year on expired policies as dividends or profits, viz.:—one year, 94%; two years, 88%; three years, 82%; four years, 77%.

What is the largest gross aggregate amount insured in any one hazard?

ANSWER.—\$98,000.

What is the largest net aggregate amount insured in any one hazard?

ANSWER.—\$98,000.

Give classes of insurance written: Fire, Lightning, Sprinkler Leakage, Windstorm.

Losses

	IN THE PROVINCE		ALL BUSINESS	
	Fire	Other Classes	Fire	Other Classes
Gross claims paid during year.....	\$516 28	\$23 20	\$36,678 35	\$5,361 41
Expenses of adjustment and settlement of losses.....	Nil	Nil	9 42	Nil
Net losses paid.....	\$516 28	\$23 20	\$36,687 77	\$5,361 41
Deduct net claims outstanding at beginning of year.....	158 85	Nil	4,969 54	694 48
Add net claims outstanding at end of year..	3 36	Nil	6,752 15	503 87
Net losses incurred.....	\$360 79	\$23 20	\$38,470 38	\$5,170 80

Provincial Net Premium Deposits and Losses

Net premium deposits written in the Province.....	\$19,088 93
Net losses paid in the Province.....	539 48
Percentage.....	2 82
Net premium deposits earned in the Province.....	16,652 91
Net losses incurred in the Province.....	383 99
Percentage.....	2 30

MERCHANTS' MUTUAL FIRE INSURANCE COMPANY

HEAD OFFICE, PROVIDENCE, R.I.

OFFICERS

President, William B. McBee; Vice-President, Charles H. Smith; Secretary, Howard I. Lee; Treasurer, William B. McBee.

Chief Agent in the Province.—W. A. Young, 97 Spencer Ave., Toronto.

Directors.—Charles H. Merriman, Providence, R.I.; Harvey A. Higgins, Cleveland, Ohio; William B. McBee, Providence, R.I.; Charles H. Newell, Providence, R.I.; Royal C. Taft, Providence, R.I.; Herbert G. Beede, Pawtucket, R.I.; Henry L. Tiffany, New Bedford, Mass.; Charles H. Smith, Providence, R.I.; Charles E. Patterson, Bridgeport, Conn.; Bennett E. Geer, Greenville, S.C.; George H. Wilcox, Meriden, Conn.; J. M. Shenstone, Toronto, Ont.

Auditors.—Charles H. Merriman, Royal C. Taft.

Organized.—1874. Commenced business.—1874.

Commenced business in Canada.—August 27, 1927. In the Province.—August 27, 1927.

Statement for Year Ending 31st December, 1931

BALANCE SHEET

Ledger Assets

Book value of bonds and debentures.....		\$1,151,168 78
Book value of stocks.....		1,271,435 52
Cash in banks and other depositories.....		74,867 77
Premium deposits in course of collection:		
Written on or subsequent to October 1st, 1931.....	\$58,404 64	
Written prior to October 1st, 1931.....	1,670 29	
		60,074 93
Total Ledger Assets.....		\$2,557,547 00

Non-Ledger Assets

Interest due, \$4,075.00; accrued, \$11,405.19	\$15,480 19
Excess of market over book value of securities	33,704 70
Total Non-Ledger Assets	<u>\$49,184 89</u>
Gross Assets	<u>\$2,606,731 89</u>
<i>Deduct Assets Not Admitted:</i>	
Premium deposits (business written prior to October 1st)	\$1,670 29
Total Admitted Assets	<u><u>\$2,605,061 60</u></u>

Liabilities

Net provisions for unpaid losses and claims	\$12,572 40
Gross premium deposits (less reinsurance) received and receivable on all unexpired risks	<u>\$1,879,779 85</u>
Unearned premium deposits	971,776 14
Administration expense	3,008 03
Taxes due and accrued	2,852 33
Total Liabilities	<u>\$990,208 90</u>
Surplus of admitted assets over all liabilities	<u>\$1,614,852 70</u>
Total	<u><u>\$2,605,061 60</u></u>

Income and Expenditure

	In the Province	All Business
Gross premium deposits written	\$44,560 30	\$1,151,804 87
Deduct: Return premium deposits on cancelled business	15,146 62	275,555 85
Net premium deposits written	<u>\$29,413 68</u>	<u>\$876,249 02</u>
Reserve of unearned premium deposits: At beginning of year	\$38,996 79	\$1,067,896 45
At end of year	32,619 77	971,776 14
Increase and decrease	<u>\$6,377 02</u>	<u>\$96,120 31</u>
Net premium deposits earned	\$35,790 70	\$972,369 33
Net losses incurred	618 14	72,644 71
Administration and other expenses: Administration	\$40,433 70	
Directors fees	1,912 00	
Legal	632 38	
Taxes and licenses	4,344 36	
Association fees, etc., inspections and surveys	61,877 38	
Investment expenses	3,034 83	
		<u>112,234 65</u>
Net gain in underwriting		<u>\$787,489 97</u>
Other revenues: Interest dividends and rents earned	\$127,483 85	
Profit on sale of investments	4,215 50	
		<u>131,699 35</u>
Other expenditures: Decrease in market value of investments		\$919,189 32
		101,624 16
Net gain for policyholders on operations for year		<u><u>\$817,565 16</u></u>

Policyholders' Surplus

Surplus as regards policyholders, January 1st, 1931	\$1,735,359 67
Net gain on operations brought down	817,565 16
Total	<u>\$2,552,924 83</u>
Deduct: Unused premium deposits on expired policies returned to policyholders or applied in payment of current premium deposits due	936,401 84
Balance	<u>\$1,616,522 99</u>
Deduct: Assets not admitted	1,670 29
Surplus of admitted assets over all liabilities	<u><u>\$1,614,852 70</u></u>

Risks and Premium Deposits

	IN THE PROVINCE		ALL BUSINESS	
	Risks	Gross Premium Deposits	Risks	Gross Premium Deposits
Fire:				
Gross in force, Dec. 31st, 1930.....	\$12,583,556	\$76,366 13	\$341,713,952	\$2,048,032 74
Written or renewed during year.....	7,287,250	44,560 30	199,131,231	1,151,804 87
Total.....	\$19,870,806	\$120,926 43	\$540,845,183	\$3,199,837 61
Deduct cancelled and expired.....	7,558,840	48,583 49	215,118,700	1,320,057 76
Net in force, Dec. 31st, 1931.....	\$12,311,966	\$72,342 94	\$325,726,483	\$1,879,779 85

Miscellaneous

To what extent is the liability of policyholders limited?

ANSWER.—Five times cash premium fixed by charter.

Is any portion of the savings or unabsorbed premium deposits retained from a policyholder upon the expiry of a policy whether renewed or not?

ANSWER.—No.

Percentage of cash premiums returned during the year on expired policies as unabsorbed premiums, dividends or profits, etc.:—one year, 95%; two years, 90%; three years, 84%; four years, 79%.

What is the largest gross aggregate amount insured in any one hazard?

ANSWER.—\$85,000.

What is the largest net aggregate amount insured in any one hazard?

ANSWER.—\$85,000.

Give classes of insurance written: Fire, Windstorm, Sprinkler Leakage.

Losses

	IN THE PROVINCE	ALL BUSINESS
	Fire	Fire
Gross claims paid during year.....	\$1,199 90	\$71,432 51
Expenses of adjustment and settlement of losses.....	Nil	Nil
Net losses paid.....	\$1,199 90	\$71,432 51
Deduct net claims outstanding at beginning of year.....	628 96	11,360 20
Add net claims outstanding at end of year.....	47 20	12,572 40
Net losses incurred.....	\$618 14	\$72,644 71

Provincial Net Premium Deposits and Losses

Net premium deposits written in the Province.....	\$29,413 68
Net losses paid in the Province.....	1,199 90
Percentage.....	4.08
Net premium deposits earned in the Province.....	\$35,790 70
Net losses incurred in the Province.....	618 14
Percentage.....	1.73

MILL OWNERS' MUTUAL FIRE INSURANCE COMPANY

HEAD OFFICE, 231 S. LA SALLE ST., CHICAGO, ILLINOIS

OFFICERS

President, H. N. Wade; Vice-Presidents, J. L. Wilds, E. A. Russell; Secretary, H. J. Jann; Treasurer, H. N. Wade.

Chief Agent in the Province.—W. A. Young, 97 Spencer Ave., Toronto, Ont.

Directors.—H. N. Wade, Batavia, Ill.; Wm. Butterworth, Moline, Ill.; E. A. Russell, Chicago, Ill.; J. L. Wilds, Chicago, Ill.; George E. Purdy, Rockford, Ill.; T. T. Moses, Providence, R.I.; F. L. Macomber, Chicago, Ill.; Walter S. Russell, Detroit, Mich.; Clayton Mark, Chicago, Ill.; H. R. Weesner, Minneapolis, Minn.; T. E. Donnelley, Chicago, Ill.

Auditors.—Buchanan, Shields & Co.

Organized.—September 9, 1895. Commenced business.—September 9, 1895.

Commenced business in Canada.—October 10, 1927. In the Province.—October 10, 1927.

Statement for Year Ending 31st December, 1931

BALANCE SHEET

Ledger Assets

Book value of bonds and debentures.....		\$866,193	95
Book value of stocks.....		76,422	88
Cash in banks and other depositories.....		36,754	16
Premium deposits in course of collection:			
Written on or subsequent to October 1st, 1931.....	\$42,910	15	
Written prior to October 1st, 1931.....	1,182	63	
			44,092 78
Total Ledger Assets.....		\$1,023,463	77

Non-Ledger Assets

Interest accrued.....		\$12,756	11
Total Non-Ledger Assets.....		\$12,756	11
Gross Assets.....		\$1,036,219	88
Deduct Assets Not Admitted:			
Premium deposits (business written prior to October 1st).....		\$1,182	63
Deficiency of market under book value of securities.....		33,086	83
		\$34,269	46
Total Admitted Assets.....		\$1,001,950	42

Liabilities

Net provision for unpaid losses and claims.....		\$18,249	18
Gross premium deposits (less reinsurance) received and receivable on all unexpired risks.....	\$898,562	67	
Unearned premium deposits.....		\$476,194	10
Administration expense.....		4,067	03
Taxes due and accrued.....		2,900	00
Contingent Reserve Fund.....		27,000	00
Total Liabilities.....		\$528,410	31
Surplus of admitted assets over all liabilities.....		\$473,540	11
Total.....		\$1,001,950	42

Income and Expenditure

	In the Province	All Business
Gross premium deposits written.....	\$24,195	\$570,923
Deduct:		
Return premium deposits on cancelled business.....	22,825	114,119
Net premium deposits written.....	\$1,369	\$456,804
Reserve of unearned premium deposits:		
At beginning of year.....	3,275	511,939
At end of year.....	1,424	476,194
Decrease.....	\$1,850	\$35,745
Net premium deposits earned.....	\$3,220	\$492,549
Net losses incurred.....	347	53,418
Administration and other expenses:		
Administration.....	\$48,336	51
Legal.....	213	19
Taxes and licenses.....	2,722	76
Association fees and inspections.....	16,627	72
		\$67,900
Net gain in underwriting.....		\$371,231
Other revenues:		
Interest dividends and rents earned.....	\$53,652	80
Profits on sale of investments.....	1,719	85
		55,372
Other expenditures:		
Decrease in market value of investments.....	\$24,447	00
Loss on sale of assets.....	120	50
		24,567
Net gain for policyholders on operations for year.....		\$402,036

Policyholders' Surplus

Surplus as regards policyholders, January 1st, 1931.....	\$526,758 39
Net gain on operations brought down.....	402,036 34
Decrease in special reserves.....	8,500 00
Total.....	\$937,294 73
Deduct:	
Unused premium deposits on expired policies returned to policyholders or applied in payment of current premium deposits due.....	462,571 99
Balance.....	\$474,722 74
Deduct:	
Assets not admitted.....	1,182 63
Surplus of admitted assets over all liabilities.....	\$473,540 11

Risks and Premium Deposits

	IN THE PROVINCE		ALL BUSINESS	
	Risks	Gross Premium Deposits	Risks	Gross Premium Deposits
Fire:				
Gross in force, Dec. 31st, 1930.....	\$377,942	\$3,160 02	\$154,541,144	\$972,979 91
Written or renewed during year.....	4,245,464	24,195 46	94,150,256	570,923 97
Total.....	\$4,623,406	\$27,355 48	\$248,691,400	\$1,543,903 88
Deduct cancelled and expired.....	4,601,479	25,985 94	100,075,037	645,341 21
Net in force, Dec. 31st, 1931.....	\$21,927	\$1,369 54	\$148,616,363	\$898,562 67

Miscellaneous

To what extent is the liability of policyholders limited?

ANSWER.—Five times premiums.

Is any portion of the savings or unabsorbed premium deposits retained from a policyholder upon the expiry of a policy whether renewed or not?

ANSWER.—No

Percentage of cash premiums returned during the year on expired policies as dividends or profits, viz.—one year, 93%; two years, 87%; three years, 81%; four years, 73%.

What is the largest gross aggregate amount insured in any one hazard?

ANSWER.—\$70,000.

What is the largest net aggregate amount insured in any one hazard?

ANSWER.—\$70,000.

Give classes of insurance written: Fire, Sprinkler Leakage, Use and Occupancy, Windstorm.

Losses

	IN THE PROVINCE		ALL BUSINESS	
	Fire	Other Classes	Fire	Other Classes
Gross claims paid during year.....	\$331 84	\$15 80	\$33,532 93	\$4,425 67
Expenses of adjustment and settlement of losses.....	Nil	Nil	Nil	Nil
Net losses paid.....	\$331 84	\$15 80	\$33,532 93	\$4,425 67
Deduct net claims outstanding at beginning of year.....	Nil	Nil	2,789 39	Nil
Add net claims outstanding at end of year..	Nil	Nil	18,249 18	Nil
Net losses incurred.....	\$331 84	\$15 80	\$48,992 72	\$4,425 67

Provincial Net Premium Deposits and Losses

Net premium deposits written in the Province.....	\$1,369 54
Net losses paid in the Province.....	347 64
Percentage.....	25 40
Net premium deposits earned in the Province.....	\$3,220 46
Net losses incurred in the Province.....	347 64
Percentage.....	10 84

NARRAGANSETT MUTUAL FIRE INSURANCE COMPANY

HEAD OFFICE, 10 WEYBOSSET ST., PROVIDENCE, R.I.

OFFICERS

President, F. T. Moses; Vice-Presidents, Carl A. Moses, Max H. Mathes, C. G. Easton; Secretary, J. M. Legtis; Treasurer, F. T. Moses.

Chief Agent in the Province.—W. A. Youn, 97 Spencer Ave., Toronto, Ont.

Directors.—Alfred U. Eddy, *President Emeritus*; Stephen O. Metcalf, Arnold B. Chase, J. Arthur Atwood, C. D. Owen, Frederick T. Moses, William N. Reynolds, John L. Wilds, William P. Chapin, Robert R. Jenks.

Auditor.—Felix Hebert, Providence, R.I.

Organized.—December 1, 1894. *Commenced business.*—January 1, 1895.

Commenced business in Canada.—August, 1927. *In the Province.*—August, 1927.

Statement for Year Ending 31st December, 1931

BALANCE SHEET

Ledger Assets

Mortgage loans on real estate—first liens.....		\$14,500 00
Book value of bonds and debentures.....		170,086 44
Book value of stocks.....		380,900 20
Cash in banks and other depositories.....		16,058 31
Premium deposits in course of collection:		
Written on or subsequent to October 1st, 1931.....	\$20,059 75	
Written prior to October 1st, 1931.....	379 73	
		20,439 48
Total Ledger Assets.....		\$601,984 43

Non-Ledger Assets

Interest due, \$1,605.00; accrued, \$1,339.49.....		\$2,944 49
Total Non-Ledger Assets.....		\$2,944 49
Gross Assets.....		\$604,928 92
<i>Deduct Assets Not Admitted:</i>		
Premium deposits (business written prior to October 1st).....	\$379 73	
Deficiency of market under book value of securities.....	71,694 64	
		72,074 37
Total Admitted Assets.....		\$532,854 55

Liabilities

Net provision for unpaid losses and claims.....		\$3,628 04
Gross premium deposits (less reinsurance) received and receivable on all unexpired risks.....	\$518,520 17	
Unearned premium deposits.....		\$271,903 47
Administration expense.....		619 18
Taxes due and accrued.....		1,666 00
Total Liabilities.....		\$277,816 69
Surplus of admitted assets over all liabilities.....		\$255,037 86
Total.....		\$532,854 55

Income and Expenditure

	In the Province	All Business
Gross premium deposits written.....	\$13,756 02	\$327,943 25
Deduct:		
Return premium deposits on cancelled business.....	4,211 55	68,115 40
Net premium deposits written.....	\$9,544 47	\$259,827 85
Reserve of unearned premium deposits:		
At beginning of year.....	8,794 05	290,004 42
At end of year.....	9,987 33	271,903 47
Increase and decrease.....	\$1,193 28	\$18,100 95
Net premium deposits earned.....	\$8,351 19	\$277,928 80
Net losses incurred.....	138 46	21,820 63

Income and Expenditure—Continued

Administration and other expenses:			
Administration.....	\$32,759	65	
Legal.....	207	35	
Taxes and licenses.....	1,035	27	
			<u>\$34,002 27</u>
Net gain in underwriting.....			\$222,105 90
Other revenues:			
Interest dividends and rents earned.....	\$28,184	62	
Profit on sale of investments.....	1,007	51	
			<u>29,192 13</u>
Other expenditures:			
Decrease in market value of investments.....	\$8,069	29	
Loss on sale of investments.....	1,359	01	
			<u>9,428 30</u>
Net gain for policyholders on operations for year.....			<u>\$241,869 73</u>

Policyholders' Surplus

Surplus as regards policyholders, January 1st, 1931.....	\$271,622	98
Net gain on operations brought down.....	241,869	73
Total.....	<u>\$513,492</u>	<u>71</u>
Deduct:		
Unused premium deposits on expired policies returned to policyholders or applied in payment of current premium deposits due.....	258,075	12
Balance.....	<u>\$255,417</u>	<u>59</u>
Deduct:		
Assets, ledger, not admitted.....	379	73
Surplus of admitted assets over all liabilities.....	<u>\$255,037</u>	<u>86</u>

Risks and Premium Deposits

	IN THE PROVINCE		ALL BUSINESS	
	Risks	Gross Premium Deposits	Risks	Gross Premium Deposits
Fire:				
Gross in force, Dec. 31st, 1930.....	\$2,781,450	\$19,158 17	\$91,085,290	\$551,125 19
Written or renewed during year.....	2,357,904	13,756 02	56,429,525	327,792 59
Total.....	<u>\$5,139,354</u>	<u>\$32,914 19</u>	<u>\$147,514,815</u>	<u>\$878,917 78</u>
Deduct cancelled and expired.....	2,230,938	13,565 52	58,440,530	360,666 01
Net in force, Dec. 31st, 1931.....	<u>\$2,908,416</u>	<u>\$19,348 67</u>	<u>\$89,074,285</u>	<u>\$518,251 77</u>
Other classes:				
Gross in force, Dec. 31st, 1930.....	Nil	Nil	\$42,971	\$355 31
Written or renewed during year.....	Nil	Nil	23,416	150 66
Total.....	Nil	Nil	<u>\$66,387</u>	<u>\$505 97</u>
Deduct cancelled and expired.....	Nil	Nil	20,675	237 57
Net in force, Dec. 31st, 1931.....	Nil	Nil	<u>\$45,712</u>	<u>\$268 40</u>

Miscellaneous

To what extent is the liability of policyholders limited?

ANSWER.—Five times the premium deposit.

Is any portion of the savings or unabsorbed premium deposits retained from a policyholder upon the expiry of a policy whether renewed or not?

ANSWER.—No.

Percentage of cash premiums returned during the year on expired policies as dividends or profits, viz.:—one year, 94%; two years, 88%; three years, 82%; four years, 77%.

What is the largest gross aggregate amount insured in any one hazard?

ANSWER.—\$49,000.

What is the largest net aggregate amount insured in any one hazard?

ANSWER.—\$49,000.

Give classes of insurance written: Fire, Sprinkler Leakage, Windstorm and Lightning.

	Losses			
	IN THE PROVINCE		ALL BUSINESS	
	Fire	Other Classes	Fire	Other Classes
Gross claims paid during year.....	\$258 14	\$11 60	\$18,339 17	\$2,680 72
Expenses of adjustment and settlement of losses.....	Nil	Nil	4 71	Nil
Net losses paid.....	\$258 14	\$11 60	\$18,343 88	\$2,680 72
Deduct net claims outstanding at beginning of year.....	132 96	Nil	2,484 77	347 24
Add net claims outstanding at end of year...	1 68	Nil	3,376 10	251 94
Net losses incurred.....	\$126 86	\$11 60	\$19,235 21	\$2,585 42

Provincial Net Premium Deposits and Losses

Net premium deposits written in the Province.....	\$9,544 47
Net losses paid in the Province.....	269 74
Percentage.....	2.82
Net premium deposits earned in the Province.....	\$8,351 19
Net losses incurred in the Province.....	138 46
Percentage.....	1.65

NATIONAL MUTUAL ASSURANCE COMPANY

HEAD OFFICE, FRANKLIN TRUST BUILDING, PHILADELPHIA, PA.

OFFICERS

President, F. A. Downes; Vice-Presidents, H. P. Ouepe, J. C. Rieg; Secretary, G. C. Hopson; Treasurer, F. A. Downes.

Chief Agent in the Province.—W. A. Young, 97 Spencer Ave., Toronto, Ont.

Directors.—F. A. Downes, Philadelphia, Pa.; Simon Miller, Philadelphia, Pa.; J. R. Williams, Philadelphia, Pa.; J. P. Truitt, Jr., Philadelphia, Pa.; F. A. Weiss, Newark, N.J.; Wm. D. Whitaker, Philadelphia, Pa.; E. G. Weber, Philadelphia, Pa.; J. B. Knipe, Philadelphia, Pa.; Jos. Bancroft, Wilmington, Del.; C. S. Redding, Philadelphia, Pa.

Auditors.—Ernst & Ernst, Philadelphia, Pa.

Organized.—December 31, 1901. *Commenced business.*—January 1, 1902.

Commenced business in Canada.—October 21, 1927. *In the Province.*—October 21, 1927.

Statement for Year Ending 31st December, 1931

BALANCE SHEET

Ledger Assets

Book value of bonds and debentures.....	\$225,689 37
Book value of stocks.....	6,700 00
Cash on hand.....	86 15
Cash in banks and other depositories.....	6,607 51
Premium deposits in course of collection:	
Written on or subsequent to October 1st, 1931.....	10,071 87
Total Ledger Assets.....	\$249,074 90

Non-Ledger Assets

Interest accrued.....	\$3,533 71
Total Non-Ledger Assets.....	\$3,533 71
Gross Assets.....	\$252,608 61
<i>Deduct Assets Not Admitted:</i>	
Deficiency of market under book value of securities.....	\$14,019 37
Total Admitted Assets.....	\$238,589 24

Liabilities

Net provision for unpaid losses and claims.....	\$2,607 21
Gross premium deposits (less reinsurance) received and receivable on all unexpired risks.....	\$231,803 06
Unearned premium deposits.....	111,816 78
Taxes due and accrued.....	750 00

Liabilities—Continued

Other liabilities:		
Interest due and accrued on borrowed money.....		\$8 33
Bills due and accrued.....		100 00
Due and to become due on borrowed money.....		25,000 00
Total Liabilities.....		<u>\$140,282 32</u>
Surplus of admitted assets over all liabilities.....		\$98,306 92
Total.....		<u><u>\$238,589 24</u></u>

Income and Expenditure

	In the Province	All Business
Gross premium deposits written.....	\$3,128 20	\$182,277 03
Deduct:		
Return premium deposits on cancelled business.....	261 36	37,834 76
Net premium deposits written.....	<u>\$2,866 84</u>	<u>\$144,442 27</u>
Reserve of unearned premium deposits:		
At beginning of year.....	2,555 79	146,463 66
At end of year.....	2,020 53	111,816 78
Decrease.....	<u>\$535 26</u>	<u>\$34,646 88</u>
Net premium deposits earned.....	<u>\$3,402 10</u>	<u>\$179,089 15</u>
Net losses incurred.....	<u>\$25 15</u>	<u>\$17,859 12</u>
Administration and other expenses:		
Administration.....	\$19,349 01	
Directors' fees.....	2,480 00	
Legal.....	103 97	
Taxes and licenses.....	503 71	
Association fees, etc.....	4,632 33	
		<u>27,069 02</u>
Net gain in underwriting.....		<u>\$134,161 01</u>
Other revenues:		
Interest dividends and rents earned.....	\$11,624 61	
Profit on sale of investments.....	370 00	
		<u>11,994 61</u>
Other expenditures:		
Decrease in market value of investments.....		3,495 00
Net gain for policyholders on operations for year.....		<u><u>\$142,660 62</u></u>

Policyholders' Surplus

Surplus as regards policyholders, January 1st, 1931.....	\$122,669 39
Net gain on operations brought down.....	142,660 62
Total.....	<u>\$265,330 01</u>
Deduct:	
Unused premium deposits on expired policies returned to policyholders or applied in payment of current premium deposits due.....	167,023 09
Surplus of admitted assets over all liabilities.....	<u><u>\$98,306 92</u></u>

Risks and Premium Deposits

	IN THE PROVINCE		ALL BUSINESS	
	Risks	Gross Premium Deposits	Risks	Gross Premium Deposits
Fire:				
Gross in force, Dec. 31st, 1930.....	\$684,626	\$5,004 47	\$39,953,194	\$286,636 95
Written or renewed during year.....	449,935	3,128 20	26,808,502	182,277 03
Total.....	<u>\$1,134,561</u>	<u>\$8,132 67</u>	<u>\$66,761,696</u>	<u>\$468,913 98</u>
Deduct cancelled and expired.....	536,085	3,943 19	33,578,256	237,110 92
Net in force, Dec. 31st, 1931.....	<u>\$598,476</u>	<u>\$4,189 48</u>	<u>\$33,183,440</u>	<u>\$231,803 06</u>

Miscellaneous

To what extent is the liability of policyholders limited?

ANSWER.—Five times premium.

Is any portion of the savings or unabsorbed premium deposits retained from a policyholder upon the expiry of a policy whether renewed or not?

ANSWER.—No.

Percentage of cash premiums returned during the year on expired policies as dividends or profits, viz.—one year, 92%; two years, 84%; three years, 75%; four years, 67%; five years, 61%.

Miscellaneous—Continued

What is the largest gross aggregate amount insured in any one hazard?

ANSWER.—\$20,000.

What is the largest net aggregate amount insured in any one hazard?

ANSWER.—\$20,000.

Give classes of insurance written: Fire (Sprinkler Leakage and Windstorm included in Fire Policies).

Losses	IN THE PROVINCE	ALL BUSINESS
	Fire	Fire
Gross claims paid during year.....	\$22 03	\$16,193 52
Expenses of adjustment and settlement of losses.....	Nil	Nil
Total.....	\$22 03	\$16,193 52
Less reinsurance on losses paid during year.....	Nil	Nil
Net losses paid.....	\$22 03	\$16,193 52
Deduct net claims outstanding at beginning of year.....	Nil	941 61
Add net claims outstanding at end of year.....	3 12	2,607 21
Net losses incurred.....	<u>\$25 15</u>	<u>\$17,859 12</u>

Provincial Net Premium Deposits and Losses

Net premium deposits written in the Province.....	\$2,866 84
Net losses paid in the Province.....	22 03
Percentage.....	.76
Net premium deposits earned in the Province.....	\$3,402 10
Net losses incurred in the Province.....	25 15
Percentage.....	.74

PAPER MILL MUTUAL INSURANCE COMPANY

HEAD OFFICE, 185 FRANKLIN ST., BOSTON, MASS., U.S.A.

OFFICERS

President, L. H. Kunhardt; Vice-President, J. Waldo Lord; Secretary, Geo. H. Gibson; Treasurer, D. W. Lane.

Chief Agent in the Province.—William A. Young, 97 Spencer Ave., Toronto, Ont.

Directors.—A. H. Lowe, Fitchburg, Mass.; Charles Walcott, Boston, Mass.; R. P. Snelling, Boston, Mass.; Nathaniel F. Ayer, Boston, Mass.; Ellison A. Smyth, Flat Rock, N.C.; Walter C. Heath, Newark, N.J.; M. Lester Madden, Harry L. Bailey, Boston, Mass.; David W. Lane, Boston, Mass.; Barlow Crocker, Fitchburg, Mass.; L. Henry Kunhardt, George E. Spofford, Augusta, Me.; H. DeForest Lockwood, Boston, Mass.; James Duncan Phillips, Boston, Mass.

Auditor.—Willard Dow, Boston, Mass.

Organized.—1886. *Commenced business.*—1887.

Commenced business in Canada.—August, 1927. *In the Province.*—August, 1927.

Statement for Year Ending 31st December, 1931

BALANCE SHEET

Book value of bonds and debentures.....	\$635,855 65
Book value of stocks.....	17,700 00
Cash on hand.....	\$42 48
Cash in banks and other depositories.....	49,107 95
Premium deposits in course of collection:	
Written on or subsequent to October 1st, 1931.....	\$22,434 91
Written prior to October 1st, 1931.....	479 34
Total Ledger Assets.....	<u>\$725,620 33</u>
<i>Non-Ledger Assets</i>	
Interest accrued.....	\$9,915 75
Excess of market over book value of securities.....	24,314 35
Total Non-Ledger Assets.....	<u>\$34,230 10</u>
Gross Assets.....	<u>\$759,850 43</u>
<i>Deduct Assets Not Admitted:</i>	
Premium deposits (business written prior to October 1st).....	\$479 34
Total Admitted Assets.....	<u>\$759,371 09</u>

Liabilities

Net provision for unpaid losses and claims.		\$2,383 28
Gross premium deposits (less reinsurance) received and receivable on all unexpired risks.	\$530,600 19	
Unearned premium deposits.		\$274,019 39
Administration expense.		650 00
Taxes due and accrued.		350 00
Total Liabilities.		<u>\$277,402 67</u>
Surplus of admitted assets over all liabilities.		<u>\$481,968 42</u>
Total.		<u><u>\$759,371 09</u></u>

Income and Expenditure

Gross premium deposits written.	In the Province	All Business
	\$11,547 77	\$441,827 37
Deduct:		
Return premium deposits on cancelled business.	3,985 77	91,786 18
Net premium deposits written.	\$7,561 30	\$350,041 19
Reserve of unearned premium deposits:		
At beginning of year.	8,628 02	303,879 12
At end of year.	3,904 66	274,019 39
Decrease.	\$4,723 36	\$29,859 73
Net premium deposits earned.	\$12,284 66	\$379,900 92
Net losses incurred.	23 77	23,536 55
Administration and other expenses:		
Administration.	\$33,498 01	
Directors' fees.	730 00	
Legal.	222 79	
Taxes and licenses.	1,052 36	
		35,503 16
Net gain in underwriting.		\$320,861 21
Other revenues:		
Interest dividends and rents earned.	\$34,467 35	
Increase in market value of investments.	1,751 00	
Profit on sale of investments.	770 25	
		36,988 60
Other expenditures:		
Investment expenses.	\$851 40	
Decrease in book value of securities.	75 50	
		926 90
Net gain for policyholders on operations for year.		<u>\$356,922 91</u>

Policyholders' Surplus

Surplus as regards policyholders, January 1st, 1931.	\$521,560 27
Net gain on operations brought down.	356,922 91
Total.	<u>\$878,483 18</u>
Deduct:	
Unused premium deposits on expired policies returned to policyholders or applied in payment of current premium deposits due.	396,035 42
Balance.	\$482,447 76
Deduct:	
Assets not admitted.	479 34
Surplus of admitted assets over all liabilities.	<u><u>\$481,968 42</u></u>

Risks and Premium Deposits

	IN THE PROVINCE		ALL BUSINESS	
	Risks	Gross Premium Deposits	Risks	Gross Premium Deposits
Fire:				
Gross in force, Dec. 31st, 1930.	\$2,702,276	\$19,196 72	\$103,643,758	\$616,748 06
Written or renewed during year.	1,769,474	11,547 07	76,849,975	441,827 37
Total.	\$4,471,750	\$30,743 79	\$180,493,733	\$1,058,575 43
Deduct cancelled and expired.	2,070,615	14,067 48	88,248,102	527,975 14
Net in force, Dec. 31st, 1931.	<u>\$2,401,135</u>	<u>\$16,676 31</u>	<u>\$92,245,631</u>	<u>\$530,600 29</u>

Miscellaneous

To what extent is the liability of policyholders limited?

ANSWER.—Five times premium.

Is any portion of the savings or unabsorbed premium deposits retained from a policyholder upon the expiry of a policy whether renewed or not?

ANSWER.—No.

Percentage of cash premiums returned during the year on expired policies as dividends or profits, viz.:—one year, 94 %; two years, 88 %; three years, 83 %; four years, 78 %.

What is the largest gross aggregate amount insured in any one hazard?

ANSWER.—\$100,000.

What is the largest net aggregate amount insured in any one hazard?

ANSWER.—\$100,000.

Give classes of insurance written: Fire, Sprinkler Leakage, Riot and Civil Commotion, Aircraft Impact, Explosion from Fire, Windstorm, Use and Occupancy.

Losses

	IN THE PROVINCE		ALL BUSINESS	
	Fire	Other Classes	Fire	Other Classes
Gross claims paid during year.....	\$378 99	\$13 41	\$17,061 94	\$5,840 67
Expenses of adjustment and settlement of losses.....	Nil	Nil	605 58	Nil
Net losses paid.....	\$378 99	\$13 41	\$17,667 52	\$5,840 67
Deduct net claims outstanding at beginning of year.....	355 22	\$18 00	2,202 72	152 20
Add net claims outstanding at end of year..	Nil	Nil	2,218 15	165 13
Net losses incurred.....	\$23 77	Nil	\$17,682 95	\$5,853 60

Provincial Net Premium Deposits and Losses

Net premium deposits written in the Province.....	\$7,561 30
Net losses paid in the Province.....	378 99
Percentage.....	3.09
Net premium deposits earned in the Province.....	\$12,284 66
Net losses incurred in the Province.....	23 77
Percentage.....	1.87

PHILADELPHIA MANUFACTURERS' MUTUAL FIRE INSURANCE COMPANY

HEAD OFFICE, 911 COMMERCIAL TRUST BLDG., PHILADELPHIA, PA.

OFFICERS

President, E. I. Atlee; Vice-President, R. H. Morris; Secretary, R. L. Hudson; Treasurer, E. I. Atlee.

Chief Agent in the Province.—W. A. Young, 97 Spencer Ave., Toronto, Ont.

Directors.—Jacob Disston, Philadelphia, Pa.; John R. Freeman, Providence, R.I.; Edwin I. Atlee, Philadelphia, Pa.; Charles W. Asbury, Philadelphia, Pa.; Grahame Wood, Philadelphia, Pa.; Samuel M. Vauclain, Philadelphia, Pa.; Walter H. Rossmasser, Philadelphia, Pa.; Louis J. Kolb, Philadelphia, Pa.; R. L. Hudson, Philadelphia, Pa.; Richard H. Morris, Philadelphia, Pa.; Charles E. Brinley, Philadelphia, Pa.; George V. MacKinnon, Philadelphia, Pa.

Auditors.—Goldsmith's, Inc., Philadelphia, Pa.

Organized.—August 23, 1880. Commenced business.—November 1, 1880.

Commenced business in Canada.—September 8, 1927. In the Province.—September 8, 1927.

Statement for Year Ending 31st December, 1931

BALANCE SHEET

Ledger Assets

Book value of bonds and debentures.....	\$1,310,934 38
Book value of stocks.....	464,529 91
Cash on hand.....	83,677 77
Cash in banks and other depositories.....	112,213 45
	115,891 22
Premium deposits in course of collection:	
Written on or subsequent to October 1st, 1931.....	\$40,074 04
Written prior to October 1st, 1931.....	3,232 56
	43,306 60
Total Ledger Assets.....	\$1,934,662 11

Non-Ledger Assets

Interest accrued.....		\$18,027 61
Total Non-Ledger Assets.....		<u>\$18,027 61</u>
Gross Assets.....		<u>\$1,952,689 72</u>
<i>Deduct Assets Not Admitted:</i>		
Premium deposits (business written prior to October 1st).....	\$3,232 56	
Deficiency of market under book value of securities.....	<u>38,193 67</u>	
		\$41,426 23
Total Admitted Assets.....		<u><u>\$1,911,263 49</u></u>

Liabilities

Net provision for unpaid losses and claims.....		\$9,117 58
Gross premium deposits (less reinsurance) received and receivable on all unexpired risks.....	<u>\$1,756,742 55</u>	
Unearned premium deposits.....		904,152 97
Taxes due and accrued.....		1,273 70
Bills due and accrued.....		<u>196 98</u>
Total Liabilities.....		<u>\$914,741 23</u>
Surplus of admitted assets over all liabilities.....		\$996,522 26
Total.....		<u><u>\$1,911,263 49</u></u>

Income and Expenditure

Gross premium deposits written.....	In the Province	\$35,846 61	All Business	\$1,144,853 79
Deduct:				
Return premium deposits on cancelled business.....		10,951 38		225,426 40
Net premium deposits written.....		<u>\$24,895 23</u>		<u>\$919,427 39</u>
Reserve of unearned premium deposits:				
At beginning of year.....		30,372 23		985,911 49
At end of year.....		<u>24,472 01</u>		<u>904,152 97</u>
Decrease.....		\$5,900 22		\$81,758 52
Net premium deposits earned.....		<u>\$30,795 45</u>		<u>\$1,001,185 91</u>
Net losses incurred.....		<u>430 57</u>		<u>80,252 41</u>
Administration and other expenses:				
Administration.....		\$60,022 75		
Directors' fees.....		1,880 00		
Legal.....		626 44		
Taxes and licenses.....		2,413 67		
Association fees, etc., inspections.....		67,829 53		
Rent.....		7,947 50		
Furniture and fixtures.....		676 31		
Postage, telegraph, telephone, etc.....		1,604 45		
Advertising and subscriptions.....		421 57		
Printing and stationery.....		<u>2,734 69</u>		
				\$146,156 91
Net gain in underwriting.....				<u>\$774,776 59</u>
Other revenues:				
Interest dividends and rents earned.....		\$98,382 73		
Profit on sale of investments.....		<u>5,601 68</u>		
				103,974 41
Other expenditures:				
Decrease in market value of investments.....				<u>68,875 60</u>
Net gain for policyholders on operations for year.....				<u><u>\$809,885 40</u></u>

Policyholders' Surplus

Surplus as regards policyholders, January 1st, 1931.....		\$1,185,341 85
Net gain on operations brought down.....		<u>809,885 40</u>
Total.....		<u>\$1,995,227 25</u>
Deduct:		
Unused premium deposits on expired policies returned to policyholders or applied in payment of current premium deposits due.....		995,472 43
Balance.....		<u>\$999,754 82</u>
Deduct:		
Assets not admitted.....		3,232 56
Surplus of admitted assets overall liabilities.....		<u><u>\$996,522 26</u></u>

Risks and Premium Deposits

	IN THE PROVINCE		ALL BUSINESS	
	Risks	Gross Premium Deposits	Risks	Gross Premium Deposits
Fire:				
Gross in force, Dec. 31st, 1930.....	\$9,137,739	\$61,695 39	\$302,849,247	\$1,963,279 79
Written or renewed during year....	5,790,104	35,846 61	185,197,171	1,144,853 79
Total.....	\$14,927,843	\$97,542 00	\$488,046,418	\$3,108,133 61
Deduct cancelled and expired.....	5,923,290	37,092 10	206,425,951	1,351,391 06
Net in force, Dec. 31st, 1931.....	\$9,004,553	\$60,449 90	\$281,620,467	\$1,756,742 55

Miscellaneous

To what extent is the liability of policyholders limited?

ANSWER.—Five times premium deposit.

Is any portion of the savings or unabsorbed premium deposits retained from a policyholder upon the expiry of a policy whether renewed or not?

ANSWER.—No.

Percentage of cash premiums returned during the year on expired policies as dividends or profits, viz.—one year, 94%; two years, 88%; three years, 81%; four years, 74%.

What is the largest gross aggregate amount insured in any one hazard?

ANSWER.—\$175,000.

What is the largest net aggregate amount insured in any one hazard?

ANSWER.—\$175,000.

Give classes of insurance written: Fire.

Losses

	IN THE PROVINCE	ALL BUSINESS
	Fire	Fire
Gross claims paid during year.....	\$435 57	\$81,050 29
Expenses of adjustment and settlement of losses.....	Nil	Nil
Net losses paid.....	\$435 57	\$81,050 29
Deduct net claims outstanding at beginning of year.....	5 00	9,995 56
Add net claims outstanding at end of year.....	Nil	9,117 58
Net losses incurred.....	\$430 57	\$80,252 41

Provincial Net Premium Deposits and Losses

Net premium deposits written in the Province.....	\$20,248 35
Net losses paid in the Province.....	435 57
Percentage.....	2.15
Net premium deposits earned in the Province.....	\$20,472 77
Net losses incurred in the Province.....	431 04
Percentage.....	2.11

PROTECTION MUTUAL FIRE INSURANCE COMPANY

HEAD OFFICE, 231 So. LA SALLE ST., CHICAGO, ILLINOIS

OFFICERS

President, H. N. Wade; Vice-Presidents, John L. Wilde, Clayton Mark; Secretary, H. J. Jann; Treasurer, H. N. Wade.

Chief Agent in the Province.—W. A. Young, 97 Spencer Ave., Toronto, Ont.

Directors.—H. N. Wade, Batavia, Ill.; E. A. Russell, Chicago, Ill.; F. L. Maconcher, Chicago, Ill.; H. R. Wiesner, Minneapolis, Minn.; Clayton Mark, Chicago, Ill.; J. L. Wilde, Chicago, Ill.; George E. Purdy, Rockford, Ill.; Wm. Butterworth, Moline, Ill.; Walter S. Russel, Detroit, Mich.; F. T. Moses, Providence, R.I.; T. E. Donnelley, Chicago, Ill.

Auditors.—Buchanan, Shields & Co., Chicago, Ill.

Organized.—August 31, 1887. Commenced business.—September, 1887.

Commenced business in Canada.—October 10, 1927. In the Province.—October 10, 1927.

Statement for Year Ending 31st December, 1931

BALANCE SHEET

Ledger Assets

Mortgage loans on real estate—first liens.....		\$18,000 00
Book value of bonds and debentures.....		1,276,848 31
Book value of stocks.....		70,990 00
Cash on hand.....	\$15 00	
Cash in banks and other depositories.....	102,440 62	
		<u>102,455 62</u>
Premium deposits in course of collection:		
Written on or subsequent to October 1st, 1931.....	\$64,365 20	
Written prior to October 1st, 1931.....	1,773 90	
		<u>66,139 10</u>
Mill Owners' Mutual Fire Insurance Company.....		4,067 03
Total Ledger Assets.....		<u>\$1,538,500 06</u>

Non-Ledger Assets

Interest accrued.....		\$19,431 64
Total Non-Ledger Assets.....		<u>\$19,431 64</u>
Gross Assets.....		<u>\$1,557,931 70</u>
<i>Deduct Assets Not Admitted:</i>		
Premium deposits (business written prior to October 1st).....	\$1,773 90	
Deficiency of market under book value of securities.....	31,085 81	
		<u>\$32,859 71</u>
Total Admitted Assets.....		<u>\$1,525,071 99</u>

Liabilities

Net provision for unpaid losses and claims.....		\$27,373 76
Gross premium deposits (less reinsurance) received and receivable on all unexpired risks.....	\$1,347,899 91	
Unearned premium deposits.....		714,296 69
Administration expense.....		700 00
Contingent Reserve Fund.....		36,000 00
Taxes due and accrued.....		4,000 00
Total Liabilities.....		<u>\$782,370 45</u>
Surplus of admitted assets over all liabilities.....		<u>\$742,701 54</u>
Total.....		<u>\$1,525,071 99</u>

Income and Expenditure

	In the Province	All Business
Gross premium deposits written.....	\$36,293 20	\$856,385 97
Deduct:		
Return premium deposits on cancelled business.....	34,238 87	171,159 82
Net premium deposits written.....	\$2,054 33	\$685,226 15
Reserve of unearned premium deposits:		
At beginning of year.....	4,843 25	767,926 47
At end of year.....	2,136 50	714,296 69
Decrease.....	\$2,706 75	\$53,629 78
Net premium deposits earned.....	\$4,761 08	\$738,855 93
Net losses incurred.....	521 45	80,126 96
Administration and other expenses:		
Administration.....	\$68,909 64	
Legal.....	471 37	
Taxes and licenses.....	7,347 75	
Association fees, etc.....	24,890 02	
		<u>101,618 78</u>
Net gain in underwriting.....		\$557,110 19
Other revenues:		
Interest dividends and rents earned.....	\$80,158 44	
Profit on sale of investments.....	6,389 23	
		<u>86,547 67</u>
Other expenditures:		
Decrease in market value of investments.....	\$28,858 63	
Loss on sale of ledger assets.....	26,969 75	
		<u>55,828 38</u>
Net gain for policyholders on operations for year.....		<u>\$587,829 48</u>

Policyholders' Surplus

Surplus as regards policyholders, January 1st, 1931.....	\$837,321 88
Net gain on operations brought down.....	587,829 48
Decrease in Special Reserves.....	13,500 00
Total.....	\$1,438,651 36
Deduct:	
Unused premium deposits on expired policies returned to policyholders or applied in payment of current premium deposits due.....	694,175 92
Balance.....	\$744,475 44
Deduct:	
Assets not admitted.....	1,773 90
Surplus of admitted assets over all liabilities.....	<u>\$742,701 54</u>

Risks and Premium Deposits

	IN THE PROVINCE		ALL BUSINESS	
	Risks	Gross Premium Deposits	Risks	Gross Premium Deposits
Fire:				
Gross in force, Dec. 31st, 1930.....	\$509,981	\$4,407 36	\$231,819,706	\$1,459,525 75
Written or renewed during year.....	6,368,197	36,293 20	141,225,384	856,385 97
Total.....	\$6,878,178	\$40,700 56	\$373,045,090	\$2,315,911 72
Deduct cancelled and expired.....	6,845,287	38,646 23	150,112,555	968,011 81
Net in force, Dec. 31st, 1931.....	<u>\$32,891</u>	<u>\$2,054 33</u>	<u>\$222,932,535</u>	<u>\$1,347,899 91</u>

Miscellaneous

To what extent is the liability of policyholders limited?

ANSWER.—Five times premium.

Is any portion of the savings or unabsorbed premium deposits retained from a policyholder upon the expiry of a policy whether renewed or not?

ANSWER.—No.

Percentage of cash premiums returned during the year on expired policies as dividends or profits, viz.:—one year, 93%; two years, 87%; three years, 81%; four years, 73%.

What is the largest gross aggregate amount insured in any one hazard?

ANSWER.—\$150,000.

What is the largest net aggregate amount insured in any one hazard?

ANSWER.—\$150,000.

Give classes of insurance written: Fire, Sprinkler Leakage, Tornado.

	Losses		
	IN THE PROVINCE	Other Classes	ALL BUSINESS
	Fire	Fire	
Gross claims paid during year.....	\$497 75	\$23 70	\$56,939 75
Expenses of adjustment and settlement of losses.....	Nil	Nil	Nil
Net losses paid.....	\$497 75	\$23 70	\$56,939 75
Deduct net claims outstanding at beginning of year.....	Nil	Nil	4,186 59
Add net claims outstanding at end of year.....	Nil	Nil	27,373 76
Net losses incurred.....	<u>\$497 75</u>	<u>\$23 70</u>	<u>\$80,126 96</u>

Provincial Net Premium Deposits and Losses

Net premium deposits written in the Province.....	\$2,054 33
Net losses paid in the Province.....	521 45
Percentage.....	25.36
Net premium deposits earned in the Province.....	\$4,761 08
Net losses incurred in the Province.....	521 45
Percentage.....	11.62

RHODE ISLAND MUTUAL FIRE INSURANCE COMPANY

HEAD OFFICE, 10 WEYBOSSET ST., PROVIDENCE, R.I., U.S.A.

OFFICERS

President, John R. Freeman; Vice-Presidents, Benjamin G. Buttolph, Edwin D. Pingree; Hovey T. Freeman, Arthur A. Longley, Clarke Freeman; Secretary, Theodore P. Bogert; Treasurer, John R. Freeman.

Representative in the Province.—Harvey D. Jones, 1005 Atlas Bldg., Toronto, Ont.

Directors.—Arnold B. Chase, Providence, R.I.; Robert H. I. Goddard, Providence, R.I.; Malcolm G. Chase, Providence, R.I.; Henry F. Lippit, Providence, R.I.; Charles M. Holmes, New Bedford, Mass.; William Gammell, Jr., Providence, R.I.; John R. Freeman, Providence, R.I.; James R. MacColl, Providence, R.I.; Edward C. Mayo (elected May 7, 1929), Providence, R.I.; Jesse H. Metcalf, Providence, R.I.; A. O. Dawson, Montreal, Canada; Samuel M. Nicholson, Providence, R.I.; John H. Goss, Waterbury, Conn.; Henry D. Sharpe, Providence, R.I.; Charles O. Richardson, Boston, Mass.

Auditor.—Felix Hebert, Turk's Head Building, Providence, R.I.

Organized.—1848. *Commenced business.*—1848.

Commenced business in Canada.—August 7, 1927. *In the Province.*—August 7, 1927.

Statement for Year Ending 31st December, 1931

BALANCE SHEET

Ledger Assets

Book value of bonds and debentures.....		\$1,173,039	23
Book value of stocks.....		3,160,936	17
Cash in banks and other depositories.....		259,603	61
Premium deposits in course of collection:			
Written on or subsequent to October 1st, 1931.....	\$83,015	53	
Written prior to October 1st, 1931.....	2,657	73	
		85,673	26
Total Ledger Assets.....		\$4,679,252	27

Non-Ledger Assets

Interest due, \$4,245.69; accrued, \$12,535.39.....		\$16,781	08
Excess of market over book value of securities.....		546,089	60
Total Non-Ledger Assets.....		\$562,870	68
Gross Assets.....		\$5,242,122	95
<i>Deduct Assets Not Admitted:</i>			
Premium deposits (business written prior to October 1st).....		\$2,657	73
Total Admitted Assets.....		\$5,239,465	22

Liabilities

Net provision for unpaid losses and claims.....		\$17,859	99
Gross premium deposits (less reinsurance) received and receivable on all unexpired risks.....	\$3,361,781	41	
Unearned premium deposits.....		1,710,504	74
Administration expense.....		153	98
Taxes due and accrued.....		1,221	96
Total Liabilities.....		\$1,729,740	67
Surplus of admitted assets over all liabilities.....		\$3,509,724	55
Total.....		\$5,239,465	22

Income and Expenditure

	In the Province	All Business
Gross premium deposits written.....	\$71,663	\$1,944,127
Deduct:		
Return premium deposits on cancelled business.....	27,965	488,014
Net premium deposits written.....	\$43,697	\$1,456,112
Reserve of unearned premium deposits:		
At beginning of year.....	\$68,080	\$1,915,963
At end of year.....	51,331	1,710,504
Decrease.....	\$16,748	\$205,458
Net premium deposits earned.....	\$60,446	\$1,661,570
Net losses incurred.....	1,160	142,847

Income and Expenditure—Continued

Administration and other expenses:			
Administration.....	\$166,077	68	
Investment expense.....	13,359	79	
			<u>\$179,437 47</u>
Net gain in underwriting.....			<u>\$1,339,285 62</u>
Other revenues:			
Interest dividends and rents earned.....	\$260,482	47	
Profit on sale of investments.....	16,113	25	
			<u>276,595 72</u>
Other expenditures:			
Decrease in difference between book value and market value of investments.....	\$77,841	91	
Decrease in book value of assets.....	57	96	
			<u>77,899 87</u>
Net gain for policyholders on operations for year.....			<u><u>\$1,537,981 47</u></u>

Policyholders' Surplus

Surplus as regards policyholders, January 1st, 1931.....	\$3,586,339	01
Net gain on operations brought down.....	1,537,981	47
Total.....	<u>\$5,124,320</u>	<u>48</u>
Deduct:		
Unused premium deposits on expired policies returned to policyholders or applied in payment of current premium deposits due.....	1,611,938	20
Balance.....	<u>\$3,512,382</u>	<u>28</u>
Deduct:		
Assets not admitted.....	2,657	73
Surplus of admitted assets over all liabilities.....	<u><u>\$3,509,724</u></u>	<u><u>55</u></u>

Risks and Premium Deposits

	IN THE PROVINCE		ALL BUSINESS	
	Risks	Gross Premium Deposits	Risks	Gross Premium Deposits
Fire:				
Gross in force, Dec. 31st, 1930.....	\$23,983,398	\$148,823 29	\$604,929,035	\$3,670,689 27
Written or renewed during year.....	13,318,794	71,662 81	332,282,119	1,942,817 70
Total.....	<u>\$37,302,192</u>	<u>\$220,486 10</u>	<u>\$937,211,154</u>	<u>\$5,613,506 97</u>
Deduct cancelled and expired.....	14,342,688	82,563 47	364,937,522	2,254,593 84
Net in force, Dec. 31st, 1931.....	<u>\$22,959,504</u>	<u>\$137,922 63</u>	<u>\$572,273,632</u>	<u>\$3,358,913 13</u>
Other classes:				
Gross in force, Dec. 31st, 1930.....	\$2,000	\$14 00	\$693,123	\$5,197 10
Written or renewed during year.....	7,000	26	231,040	1,309 59
Total.....	<u>\$9,000</u>	<u>\$14 26</u>	<u>\$924,163</u>	<u>\$6,506 69</u>
Deduct cancelled and expired.....	7,000	26	504,484	3,638 41
Net in force, Dec. 31st, 1931.....	<u>\$2,000</u>	<u>\$14 00</u>	<u>\$419,679</u>	<u>\$2,868 28</u>

Miscellaneous

To what extent is the liability of policyholders limited?

ANSWER.—Five times premium deposit.

Is any portion of the savings or unabsorbed premium deposits retained from a policyholder upon the expiry of a policy whether renewed or not?

ANSWER.—No.

Percentage of cash premiums returned during the year on expired policies as dividends or profits, viz.:—one year, 96%; two years, 92%; three years, 88%; four years, 84%; five years, 80%.

What is the largest gross aggregate amount insured in any one hazard?

ANSWER.—\$600,000.

What is the largest net aggregate amount insured in any one hazard?

ANSWER.—\$600,000.

Give classes of insurance written: Fire, Use and Occupancy, Windstorm, Sprinkler Leakage, Earthquake, on manufacturing properties and other properties in connection therewith.

	Losses			
	IN THE PROVINCE		ALL BUSINESS	
	Fire	Other Classes	Fire	Other Classes
Gross claims paid during year.....	\$1,440 76	\$108 50	\$117,740 98	\$24,305 95
Expenses of adjustment and settlement of losses.....	Nil	Nil	Nil	Nil
Net losses paid.....	\$1,440 76	\$108 50	\$117,740 98	\$24,305 95
Deduct net claims outstanding at beginning of year.....	531 22	265 03	12,131 19	4,928 03
Add net claims outstanding at end of year..	138 73	269 12	15,206 27	2,653 72
Net losses incurred.....	<u>\$1,048 27</u>	<u>\$112 59</u>	<u>\$120,816 06</u>	<u>\$22,031 64</u>

Provincial Net Premium Deposits and Losses

Net premium deposits written in the Province.....	\$43,697 47
Net losses paid in the Province.....	1,549 26
Percentage.....	3.55
Net premium deposits earned in the Province.....	\$60,446 30
Net losses incurred in the Province.....	1,160 86
Percentage.....	1.92

RUBBER MANUFACTURERS' MUTUAL INSURANCE COMPANY

HEAD OFFICE, 185 FRANKLIN STREET, BOSTON, MASSACHUSETTS

OFFICERS

President, Arthur H. Lowe, Vice-President, William B. Brophy; Secretary, Edward H. Williams; Treasurer, William B. Brophy.

Chief Agent in the Province.—William A. Young, 97 Spencer Ave., Toronto, Ont.

Directors.—A. H. Lowe, Fitchburg, Mass.; E. N. Bartlett, North Oxford, Mass.; W. B. Brophy, Boston, Mass.; J. O. Beebe, Boston, Mass.; E. F. Lewis, Lawrence, Mass.; E. H. Clapp, Boston, Mass.; J. K. Milliken, North Dighton, Mass.; C. A. Stone, New York, N.Y.; C. N. Stoddard, Greenfield, Mass.; J. P. Stevens, Newburyport, Mass.; R. N. Fowler, Holyoke, Mass.

Auditors.—Patterson, Teele & Dennis, 1 Federal Street, Boston, Massachusetts.

Organized.—November 4, 1884. *Commenced business.*—January 15, 1885.

Commenced business in Canada.—August 27, 1927. *In the Province.*—August 27, 1927.

Statement for Year Ending 31st December, 1931

BALANCE SHEET

Ledger Assets

Book value of bonds and debentures.....	\$1,730,016 27
Book value of stocks.....	28,400 00
Cash in banks and other depositories.....	79,678 78

Premium deposits in course of collection:

Written on or subsequent to October 1st, 1931.....	\$41,454 34
Written prior to October 1st, 1931.....	2,312 68
	<u>43,767 02</u>

Total Ledger Assets..... \$1,881,862 07

Non-Ledger Assets

Interest accrued.....	\$24,851 68
Excess of market over book value of securities.....	49,478 73
Salvage recoverable.....	2,500 00

Total Non-Ledger Assets..... \$76,830 41

Gross Assets..... \$1,958,692 48

Deduct Assets Not Admitted:

Premium deposits (business written prior to October 1st)..... \$2,312 68

Total Admitted Assets..... \$1,956,379 80

Liabilities		
Net provision for unpaid losses and claims.....		\$9,026 50
Gross premium deposits (less reinsurance) received and receivable on all unexpired risks.....	<u>\$1,293,506 10</u>	
Unearned premium deposits.....		668,502 58
Administration expense.....		1,208 35
Taxes due and accrued.....		993 08
Total Liabilities.....		<u>\$679,730 51</u>
Surplus of admitted assets over all liabilities.....		<u>\$1,276,649 29</u>
Total.....		<u>\$1,956,379 80</u>
Income and Expenditure		
Gross premium deposits written.....	\$26,850 72	All Business \$898,258 02
Deduct:		
Return premium deposits on cancelled business.....	6,526 51	152,730 02
Net premium deposits written.....	<u>\$20,324 21</u>	<u>\$745,528 00</u>
Reserve of unearned premium deposits:		
At beginning of year.....	19,515 24	693,066 32
At end of year.....	18,224 72	668,502 58
Decrease.....	<u>\$1,290 52</u>	<u>\$24,563 74</u>
Net premium deposits earned.....	\$21,614 73	\$770,091 74
Net losses incurred.....	168 77	55,257 81
Administration and other expenses:		
Administration.....	\$64,787 04	
Directors' fees.....	780 28	
Legal.....	766 13	
Taxes and licenses.....	1,485 42	
		<u>67,818 87</u>
Net gain in underwriting.....		<u>\$647,015 06</u>
Other revenues:		
Interest dividends and rents earned.....	\$88,175 99	
Increase in market value of investments.....	1,448 50	
Profit on sale of investments.....	9,924 47	
		<u>99,548 96</u>
Other expenditures:		
Loss on sale of investments.....	\$14,640 00	
Decrease in book value of investments.....	8,666 25	
Investment expenses paid.....	2,209 98	
		<u>\$25,516 23</u>
Net gain for policyholders on operations for year.....		<u>\$721,047 79</u>
Policyholders' Surplus		
Surplus as regards policyholders, January 1st, 1931.....		\$1,311,090 98
Net gain on operations brought down.....		721,047 79
Total.....		<u>\$2,032,138 77</u>
Deduct:		
Unused premium deposits on expired policies returned to policyholders or applied in payment of current premium deposits due.....		753,176 80
Balance.....		\$1,278,961 97
Deduct:		
Assets not admitted.....		2,312 68
Surplus of admitted assets over all liabilities.....		<u>\$1,276,649 29</u>

	Risks and Premium Deposits			
	IN THE PROVINCE		ALL BUSINESS	
	Risks	Gross Premium Deposits	Risks	Gross Premium Deposits
Fire:				
Gross in force, Dec. 31st, 1930.....	\$6,141,979	\$41,909 70	\$215,688,432	\$1,373,839 31
Written or renewed during year.....	4,398,287	26,850 72	147,119,328	897,742 48
Total.....	<u>\$10,540,266</u>	<u>\$68,760 42</u>	<u>\$362,807,760</u>	<u>\$2,271,581 79</u>
Deduct cancelled and expired.....	4,303,107	27,083 23	152,587,228	978,800 45
Net in force, Dec. 31st, 1931.....	<u>\$6,237,159</u>	<u>\$41,677 19</u>	<u>\$210,220,532</u>	<u>\$1,292,781 34</u>
Other classes:				
Gross in force, Dec. 31st, 1930.....	Nil	Nil	\$154,267 00	\$1,050 59
Written or renewed during year.....	Nil	Nil	80,304 00	515 54
Total.....	<u>Nil</u>	<u>Nil</u>	<u>\$234,571 00</u>	<u>\$1,566 13</u>
Deduct cancelled and expired.....	Nil	Nil	121,400 00	841 37
Net in force, Dec. 31st, 1931.....	<u>Nil</u>	<u>Nil</u>	<u>\$113,171 00</u>	<u>\$724 76</u>

Miscellaneous

To what extent is the liability of policyholders limited?

ANSWER.—Five times premium deposit.

Is any portion of the savings or unabsorbed premium deposits retained from a policyholder upon the expiry of a policy whether renewed or not?

ANSWER.—Yes; a small percentage added to reserve.

Percentage of cash premiums returned during the year on expired policies as expiration return of premium, viz.:—one year, 95%; two years, 90%; three years, 85%.

What is the largest gross aggregate amount insured in any one hazard?

ANSWER.—\$80,000.

What is the largest net aggregate amount insured in any one hazard?

ANSWER.—\$80,000.

Give classes of insurance written: Fire, Use and Occupancy, Windstorm, Sprinkler Leakage.

	Losses			
	IN THE PROVINCE		ALL BUSINESS	
	Fire	Other Classes	Fire	Other Classes
Gross claims paid during year.....	\$268 99	\$22 78	\$47,314 68	5,660 63
Expenses of adjustment and settlement of losses.....	Nil	Nil	Nil	Nil
Net losses paid.....	\$268 99	\$22 78	\$47,314 68	\$5,660 63
Deduct net claims outstanding at beginning of year.....	\$115 00	\$9 00	\$6,249 00	\$495 00
Add net claims outstanding at end of year..	1 00	Nil	7,987 50	1,039 00
Net losses incurred.....	\$154 99	\$13 78	\$49,053 18	\$6,204 63

Provincial Net Premium Deposits and Losses

Net premium deposits written in the Province.....	\$20,324 21
Net losses paid in the Province.....	291 77
Percentage.....	1.44
Net premium deposits earned in the Province.....	\$21,614 73
Net losses incurred in the Province.....	168 77
Percentage.....	.78

STATE MUTUAL FIRE INSURANCE COMPANY

HEAD OFFICE, PROVIDENCE, R.I.

OFFICERS

President, John R. Freeman; Vice-Presidents, Benjamin G. Buttolph, Edwin D. Pingree, Hovey T. Freeman, Arthur A. Longley, Clarke Freeman; Secretary, Theodore P. Bogert; Treasurer, John R. Freeman.

Representative in the Province.—Harvey D. Jones, 1005 Atlas Bldg., Toronto, Ont.

Directors.—Arnold B. Chase, Henry F. Lippitt, John R. Freeman, Jesse H. Metcalf, Samuel M. Nicholson, Henry D. Sharpe, Robert H. I. Goddard, Providence, R.I.; Charles M. Holmes, New Bedford, Mass.; James R. MacColl, Providence, R.I.; A. O. Dawson, Montreal, Canada; John H. Goss, Waterbury, Conn.; Charles O. Richardson, Boston, Mass.; Malcolm G. Chase, William Gammell, Jr., Providence, R.I.; Edmund C. Mayo.

Auditor.—Felix Hebert, Turk's Head Building, Providence, R.I.

Organized.—February 26, 1855. *Commenced business.*—February 26, 1855.

Commenced business in Canada.—August 27, 1927. *In the Province.*—August 27, 1927.

Statement for Year Ending 31st December, 1931

BALANCE SHEET

Ledger Assets

Book value of bonds and debentures.....		\$1,419,469 13
Book value of stocks.....		3,832,059 71
Cash in banks and other depositories.....		321,713 17
Premium deposits in course of collection:		
Written on or subsequent to October 1st, 1931.....	\$99,618 64	
Written prior to October 1st, 1931.....	3,189 27	
		102,807 91
Total Ledger Assets.....		\$5,676,049 92

Non-Ledger Assets

Interest due, \$4,233.45; accrued, \$14,583.65.....	\$18,817 10
Excess of market over book value of securities.....	723,212 16
Total Non-Ledger Assets.....	\$742,029 26
Gross Assets.....	\$6,418,079 18
<i>Deduct Assets Not Admitted:</i>	
Premium deposits (business written prior to October 1st).....	\$3,189 27
Total Admitted Assets.....	\$6,414,889 91

Liabilities

Net provision for unpaid losses and claims.....	\$21,431 97
Gross premium deposits (less reinsurance) received and receivable on all unexpired risks.....	\$4,034,137 70
Unearned premium deposits.....	2,052,605 73
Administration expense.....	184 78
Taxes due and accrued.....	1,466 35
Total Liabilities.....	\$2,075,688 83
Surplus of admitted assets over all liabilities.....	\$4,339,201 08
Total.....	\$6,414,889 91

Income and Expenditure

	In the Province	All Business
Gross premium deposits written.....	\$85,995 68	\$2,332,952 74
Deduct:		
Return premium deposits on cancelled business.....	33,558 73	585,617 87
Net premium deposits written.....	\$52,436 95	\$1,747,334 87
Reserve of unearned premium deposits:		
At beginning of year.....	81,696 35	2,299,155 76
At end of year.....	61,597 69	2,052,605 73
Decrease.....	\$20,098 66	\$246,550 03
Net premium deposits earned.....	\$72,535 61	\$1,993,884 90
Net losses incurred.....	1,393 01	171,417 21
Administration and other expenses.....	\$199,030 74	
Investment expenses.....	15,541 10	
		214,571 84
Net gain in underwriting.....		\$1,607,895 85
Other revenues:		
Interest dividends and rents earned.....	\$311,538 44	
Profit on sale of investments.....	19,626 23	
		331,164 67
Other expenditures:		
Decrease in book value of assets.....	\$9 45	
Decrease in market value of investments.....	34,307 55	
		34,317 00
Net gain for policyholders on operations for year.....		\$1,904,743 52

Policyholders' Surplus

Surplus as regards policyholders, January 1st, 1931.....	\$4,371,972 68
Net gain on operations brought down.....	1,904,743 52
Total.....	\$6,276,716 20
Deduct:	
Unused premium deposits on expired policies returned to policyholders or applied in payment of current premium deposits due.....	1,934,325 85
Balance.....	\$4,342,390 35
Deduct:	
Assets not admitted.....	3,189 27
Surplus of admitted assets over all liabilities.....	\$4,339,201 08

Risks and Premium Deposits

	IN THE PROVINCE		ALL BUSINESS	
	Risks	Gross Premium Deposits	Risks	Gross Premium Deposits
Fire:				
Gross in force, Dec. 31st, 1930.....	\$28,780,077	\$178,587 95	\$725,914,847	\$4,404,827 16
Written or renewed during year.....	15,982,552	85,995 37	398,738,542	2,331,381 22
Total.....	\$44,762,629	\$264,583 32	1,124,653,389	6,736,208 38
Deduct cancelled and expired.....	17,211,224	99,076 17	437,925,028	2,705,512 57
Net in force, Dec. 31st, 1931.....	\$27,551,405	\$165,507 15	\$686,728,361	\$4,030,695 81
Other classes:				
Gross in force, Dec. 31st, 1930.....	\$2,400 00	\$16 80	\$831,744	\$6,236 48
Written or renewed during year.....	8,400 00	31	277,248	1,571 52
Total.....	\$10,800 00	\$17 11	\$1,108,992	\$7,808 00
Deduct cancelled and expired.....	8,400 00	31	605,380	4,366 11
Net in force, Dec. 31st, 1931.....	\$2,400 00	\$16 80	\$503,612	\$3,441 89

Miscellaneous

To what extent is the liability of policyholders limited?

ANSWER.—Five times premium deposit.

Is any portion of the savings or unabsorbed premium deposits retained from a policyholder upon the expiry of a policy whether renewed or not?

ANSWER.—No

Percentage of cash premiums returned during the year on expired policies as dividends or profits, viz.:—one year, 96%; two years, 92%; three years, 88%; four years, 84%; five years, 80%.

What is the largest gross aggregate amount insured in any one hazard?

ANSWER.—\$750,000.

What is the largest net aggregate amount insured in any one hazard?

ANSWER.—\$750,000.

Give classes of insurance written: Fire, Use and Occupancy, Windstorm, Sprinkler Leakage, Earthquake, on manufacturing properties and other properties in connection therewith.

Losses

	IN THE PROVINCE		ALL BUSINESS	
	Fire	Other Classes	Fire	Other Classes
Gross claims paid during year.....	\$1,728 91	\$130 19	\$141,289 21	\$29,167 11
Expenses of adjustment and settlement	Nil	Nil	Nil	Nil
Net losses paid.....	\$1,728 91	\$130 19	\$141,289 21	\$29,167 11
Deduct net claims outstanding at beginning of year.....	637 50	318 04	14,557 43	5,913 65
Add net claims outstanding at end of year.....	166 50	322 95	18,247 51	3,184 46
Net losses incurred.....	\$1,257 91	\$135 10	144,979 29	\$26,437 92

Provincial Net Premium Deposits and Losses

Net premium deposits written in the Province.....	\$52,436 95
Net losses paid in the Province.....	1,859 10
Percentage.....	3.55
Net premium deposits earned in the Province.....	\$72,535 61
Net losses incurred in the Province.....	1,393 01
Percentage.....	1.92

WHAT CHEER MUTUAL FIRE INSURANCE COMPANY

HEAD OFFICE, 10 WEYBOSSET STREET, PROVIDENCE, R.I.

OFFICERS

President, Charles C. Stover; Vice-President, Ernest Kerr; Secretary, Royal G. Luther; Treasurer, Charles C. Stover.

Chief Agent in the Province.—W. A. Young, 97 Spencer Ave., Toronto, Ont.

Directors.—Zechariah Chafee, Providence, R.I.; E. A. Moore, New Britain, Conn.; Frederic W. Easton, Pawtucket, R.I.; Frederick S. Chase, Waterbury, Conn.; Charles B. Rockwell, Jr., Bristol, R.I.; Franklin R. Johnson, Boston, Mass.; Charles C. Stover, Providence, R.I.; Paul T. Wise, New York, N.Y.; Charles E. Cotting, Boston, Mass.; Charles D. Rice, Hartford, Conn.; Edwin A. Barrows, Providence, R.I.; Dexter Stevens, Pawtucket, R.I.; Edwin S. Boyer, New York, N.Y.; Curtiss A. Sanford, New York, N.Y.

Auditors.—Felix Hebert, Providence, R.I.

Organized.—May, 1873. Commenced business.—January, 1874.

Commenced business in Canada.—August 27, 1927. In the Province.—August 27, 1927.

Statement for Year Ending 31st December, 1931

BALANCE SHEET

Ledger Assets

Book value of bonds and debentures.....		\$1,362,831 89
Book value of stocks.....		395,144 87
Cash on hand.....	\$875 00	
Cash in banks and other depositories.....	75,682 17	76,557 17
Premium deposits in course of collection:		
Written on or subsequent to October 1st, 1931.....	\$35,456 74	
Written prior to October 1st, 1931.....	1,856 88	37,313 62
Total Ledger Assets.....		<u>\$1,871,847 55</u>

Non-Ledger Assets

Interest accrued.....		\$12,357 45
Total Non-Ledger Assets.....		<u>\$12,357 45</u>
Gross Assets.....		<u>\$1,884,205 00</u>
Deduct Assets Not Admitted:		
Premium deposits (business written prior to October 1st).....	\$1,856 88	
Deficiency of market under book value of securities.....	56,950 76	\$58,807 64
Total Admitted Assets.....		<u>\$1,825,397 36</u>

Liabilities

Net provision for unpaid losses and claims.....		\$7,222 62
Gross premium deposits (less reinsurance) received and receivable on all unexpired risks.....	\$1,452,888 40	
Unearned premium deposits.....		706,322 16
Administration expense.....		621 72
Taxes due and accrued.....		3,548 65
Total Liabilities.....		<u>\$717,715 15</u>
Surplus of admitted assets over all liabilities.....		<u>\$1,107,682 21</u>
Total.....		<u>\$1,825,397 36</u>

Income and Expenditure

	In the Province	All Business
Gross premium deposits written.....	\$27,690 37	\$823,432 91
Deduct:		
Return premium deposits on cancelled business.....	7,545 80	169,527 16
Net premium deposits written.....	\$20,144 57	\$653,905 75
Reserve of unearned premium deposits:		
At beginning of year.....	31,227 96	784,166 52
At end of year.....	22,177 69	706,322 16
Decrease.....	\$9,050 27	\$77,844 36
Net premium deposits earned.....	\$29,194 84	\$731,750 11
Net losses incurred.....	466 44	51,100 92
Administration and other expenses:		
Administration.....	\$51,312 75	
Legal.....	763 82	
Taxes and licenses.....	2,664 22	
Association fees, etc.....	40,893 61	95,634 40
Net gain in underwriting.....		<u>\$585,014 79</u>
Other revenues:		
Interest dividends and rents earned.....	\$80,996 13	
Profit on sale of investments.....	6,926 19	
Increase in market value of investments.....	4,866 95	
Canadian exchange.....	706 65	93,495 92
Other expenditures:		
Assets written down.....		\$109 58
Net gain for policyholders on operations for year.....		<u>\$678,401 13</u>

Policyholders' Surplus

Surplus as regards policyholders, January 1st, 1931.....	\$1,129,799 65
Net gain on operations brought down.....	678,401 13
Total.....	\$1,808,200 78
Deduct:	
Unused premium deposits on expired policies returned to policyholders or applied in payment of current premium deposits due.....	698,661 69
Balance.....	\$1,109,539 09
Deduct:	
Assets not admitted.....	1,856 88
Surplus of admitted assets over all liabilities.....	\$1,107,682 21

Risks and Premium Deposits

	IN THE PROVINCE		ALL BUSINESS	
	Risks	Gross Premium Deposits	Risks	Gross Premium Deposits
Fire:				
Gross in force, Dec. 31st, 1930.....	\$9,576,667	\$62,671 10	\$236,876,703	\$1,497,644 34
Written or renewed during year.....	4,631,101	28,190 95	136,654,047	823,432 91
Total.....	\$14,207,768	\$90,862 05	\$373,530,750	\$2,321,077 25
Deduct cancelled and expired.....	\$4,642,386	29,272 87	150,303,884	946,413 04
Net in force, Dec. 31st, 1931.....	\$9,565,382	\$61,589 18	\$223,226,866	\$1,374,664 21

Miscellaneous

To what extent is the liability of policyholders limited?

ANSWER.—Five times the premium deposit.

Is any portion of the savings or unabsorbed premium deposits retained from a policyholder upon the expiry of a policy whether renewed or not?

ANSWER.—No

Percentage of cash premiums returned during the year on expired policies as dividends or profits, viz.:—one year, 94.08%; two years, 91.27%; three years, 85.39%; four years, 84.46%; five years, 77.69%.

What is the largest gross aggregate amount insured in any one hazard?

ANSWER.—\$125,000.

What is the largest net aggregate amount insured in any one hazard?

ANSWER.—\$125,000.

Give classes of insurance written: Fire, Windstorm, Sprinkler Leakage and Use and Occupancy.

Losses

	IN THE PROVINCE		ALL BUSINESS	
	Fire	Other Classes	Fire	Other Classes
Gross claims paid during year.....	\$536 69	\$50 75	\$42,911 14	\$5,843 05
Expenses of adjustment and settlement of losses.....	Nil	Nil	Nil	Nil
Net losses paid.....	\$536 69	\$50 75	\$42,911 14	\$5,843 05
Deduct net claims outstanding at beginning of year.....	125 00	Nil	4,644 65	231 24
Add net claims outstanding at end of year..	Nil	\$4 00	6,535 97	686 65
Net losses incurred.....	\$411 69	\$54 75	\$44,802 46	\$6,298 46

Provincial Net Premium Deposits and Losses

Net premium deposits written in the Province.....	\$20,144 57
Net losses paid in the Province.....	587 44
Percentage.....	2.91
Net premium deposits earned in the Province.....	\$29,194 84
Net losses incurred in the Province.....	466 44
Percentage.....	1.61

WORCESTER MANUFACTURERS' MUTUAL INSURANCE COMPANY

HEAD OFFICE, WORCESTER, MASS.

OFFICERS

President, Waldo E. Buck; Vice-President, Charles L. Allen; Secretary, Walter A. Harrington; Treasurer, Waldo E. Buck.

Chief Agent in the Province.—W. A. Young, 97 Spencer Ave., Toronto, Ont.

Directors.—Waldo E. Buck, Worcester, Mass.; George F. Brooke, Worcester, Mass.; Albert G. Mason, Milton, Mass.; James E. Whitten, North Uxbridge, Mass.; Charles L. Allen, Worcester, Mass.; William Whiting, Holyoke, Mass.; Matthew P. Whittall, Worcester, Mass.; James E. Osborn, Fall River, Mass.; Paul B. Morgan, Worcester, Mass.; Willard E. Swift, Worcester, Mass.; Alden Reed, Worcester, Mass.

Organized.—March 31, 1955. *Commenced business.*—March 31, 1855.

Commenced business in Canada.—September, 1927. *In the Province.*—September, 1927.

Statement for Year Ending 31st December, 1931

BALANCE SHEET

Ledger Assets		
Book value of bonds and debentures.....		\$2,149,156 65
Book value of stocks.....		91,143 00
Cash on hand.....	\$9 34	
Cash in banks and other depositories.....	74,218 66	
	74,228 00	
Premium deposits in course of collection:		
Written on or subsequent to October 1st 1931.....	\$82,936 59	
Written prior to October 1st, 1931.....	1,916 82	
	84,853 41	
Total Ledger Assets.....		\$2,399,381 06
Non-Ledger Assets		
Interest accrued.....		\$34,161 00
Excess of market over book value of securities.....		20,016 35
Total Non-Ledger Assets.....		\$54,177 35
Gross Assets.....		\$2,453,558 41
<i>Deduct Assets Not Admitted:</i>		
Premium deposits (business written prior to October 1st).....		\$1,916 82
Total Admitted Assets.....		\$2,451,641 59
Liabilities		
Net provision for unpaid losses and claims.....		\$13,068 72
Gross premium deposits (less reinsurance) received and receivable on all unexpired risks.....	\$1,895,258 01	
Unearned premium deposits.....		967,514 64
Administration expense.....		1,202 44
Taxes due and accrued.....		2,250 00
Discount on Canadian bank balance.....		1,051 90
Total Liabilities.....		\$985,087 70
Surplus of admitted assets over all liabilities.....		\$1,466,553 89
Total.....		\$2,451,641 59
Income and Expenditure		
Gross premium deposits written.....	In the Province \$45,957 81	All Business \$1,460,209 65
Deduct:		
Return premium deposits on cancelled business.....	17,708 89	303,211 04
Net premium deposits written.....	\$28,248 92	\$1,156,998 61
Reserve of unearned premium deposits:		
At beginning of year.....	\$29,931 05	1,077,924 80
At end of year.....	23,622 31	967,514 64
Decrease.....	\$6,308 74	\$110,410 16
Net premium deposits earned.....	\$34,557 66	\$1,267,408 77
Net losses incurred.....	518 77	79,093 51
Administration and other expenses:		
Administration.....	\$48,353 52	
Directors' fees.....	1,284 50	
Legal.....	796 40	
Taxes and licenses (Credit).....	582 21	
Association fees, etc.....	47,539 96	
	97,392 17	
Net gain in underwriting.....		\$1,090,923 09

Income and Expenditure—Continued

Other revenues:			
Interest dividends and rents earned.....	\$113,649	17	
Profit on sale of investments.....	6,705	58	
			\$120,354 75
Other expenditures:			
Decrease in book value of investments.....	\$4,393	29	
Loss on sale of assets.....	18	75	
Loss on Canadian exchange.....	986	11	
			5,398 15
Net gain for policyholders on operations for year.....			\$1,205,879 69

Policyholders' Surplus

Surplus as regards policyholders, January 1st, 1931.....	\$1,596,890	90
Net gain on operations brought down.....	1,205,879	69
Total.....	\$2,802,770	59
Deduct:		
Unused premium deposits on expired policies returned to policyholders or applied in payment of current premium deposits due.....	\$1,334,299	88
Balance.....	\$1,468,470	71
Deduct:		
Assets not admitted.....	1,916	82
Surplus of admitted assets over all liabilities.....	\$1,466,553	89

Risks and Premium Deposits

	IN THE PROVINCE		ALL BUSINESS	
	Risks	Gross Premium Deposits	Risks	Gross Premium Deposits
Fire:				
Gross in force, Dec. 31st, 1930.....	\$11,019,817	\$74,080 08	\$371,261,272	\$2,166,220 34
Written or renewed during year.....	7,141,481	45,957 81	255,887,759	1,460,209 65
Total.....	\$18,161,298	\$120,037 89	\$627,149,031	\$3,626,429 99
Deduct cancelled and expired.....	7,888,092	52,360 30	292,028,166	1,731,171 98
Net in force, Dec. 31st, 1931.....	\$10,273,206	\$67,677 59	\$335,120,865	\$1,895,258 01

Miscellaneous

To what extent is the liability of policyholders limited?

ANSWER.—Five times premium.

Is any portion of the savings or unabsorbed premium deposits retained from a policyholder upon the expiry of a policy whether renewed or not?

ANSWER.—No.

Percentage of cash premiums returned during the year on expired policies as dividends or profits, viz.:—one year, 96%; two years, 92%; three years, 88%; four years, 84%.

What is the largest gross aggregate amount insured in any one hazard?

ANSWER.—\$400,000.

What is the largest net aggregate amount insured in any one hazard?

ANSWER.—\$400,000.

Give classes of insurance written: Fire, Sprinkler Leakage, Windstorm, Earthquake, Riot and Civil Commotion, Aircraft, and Use and Occupancy.

Losses

	IN THE PROVINCE		ALL BUSINESS	
	Fire	Other Classes	Fire	Other Classes
Gross claims paid during year.....	\$1,425 88	\$49 18	\$67,118 29	\$10,958 64
Expenses of adjustment and settlement of losses.....	49 36	1 70	2,323 68	379 39
Net losses paid.....	\$1,475 24	\$50 88	\$69,441 97	\$11,338 03
Deduct net claims outstanding at beginning of year.....	1,174 06	50 00	13,802 36	952 85
Add net claims outstanding at end of year..	193 75	22 96	12,324 18	744 54
Net losses incurred.....	\$494 93	\$23 84	\$67,963 79	\$11,129 72

Provincial Net Premium Deposits and Losses

Net premium deposits written in the Province.....	\$28,248	92
Net losses paid in the Province.....	1,475	06
Percentage.....	5	22
Premium deposits earned in the Province.....	\$34,557	66
Net losses incurred in the Province.....	518	77
Percentage.....	1	5

IV. OTHER MUTUALS

CENTRAL MANUFACTURERS' MUTUAL INSURANCE COMPANY*

HEAD OFFICE, VAN WERT, OHIO

Principal Office in Canada, Toronto, Ont.

Manager or Chief Executive Officer in Canada.—Vance C. Smith, Toronto, Ont.

Chief or General Agent in Ontario.—Vance C. Smith, Lumsden Bldg., Toronto, Ont.

Date of Incorporation.—1876. *Date commenced business in Canada.*—August 23, 1923.

		PREMIUMS WRITTEN—CLAIMS INCURRED	
Assets in Canada.....	\$152,143	Premiums—Ontario (net).....	\$71,953
Liabilities in Canada.....	60,433	Premiums—Canada (net).....	119,845
		Claims—Ontario (net).....	8,406
		Claims—Canada (net).....	29,113

HARDWARE DEALERS' MUTUAL FIRE INSURANCE COMPANY*

HEAD OFFICE, STEVENS POINT, WISCONSIN

Principal Office in Canada, Winnipeg, Man.

Manager or Chief Executive Officer in Canada.—Frank B. Dalgleish, Winnipeg, Man.

Chief or General Agent in Ontario.—H. H. Main, 210 Dundas St. W., Toronto.

Date of Incorporation.—1903. *Date commenced business in Canada.*—September, 1920.

		PREMIUMS WRITTEN—CLAIMS INCURRED	
Assets in Canada.....	\$313,692	Premiums—Ontario (net).....	\$108,172
Liabilities in Canada.....	141,664	Premiums—Canada (net).....	275,533
		Claims—Ontario (net).....	32,164
		Claims—Canada (net).....	123,845

LUMBERMEN'S MUTUAL CASUALTY COMPANY*

HEAD OFFICE, CHICAGO, ILL.

Principal Office in Canada, Toronto, Ont.

Manager or Chief Executive Officer in Canada.—Vance C. Smith, Toronto.

Chief or General Agent in Ontario.—Vance C. Smith, 410 Lumsden Bldg., Toronto.

Date of Incorporation.—1912. *Date commenced business in Canada.*—July 23, 1920.

		PREMIUMS WRITTEN—CLAIMS INCURRED	
Assets in Canada.....	\$362,152	Premiums—Ontario (net).....	\$210,176
Liabilities in Canada.....	254,569	Premiums—Canada (net).....	365,175
		Claims—Ontario (net).....	82,131
		Claims—Canada (net).....	166,531

LUMBERMEN'S MUTUAL INSURANCE COMPANY OF MANSFIELD, OHIO*

HEAD OFFICE, MANSFIELD, OHIO

Principal Office in Canada, Toronto, Ont.

Manager or Chief Executive Officer in Canada.—E. D. Hardy, 165 Sparks St., Ottawa, Ont.

Chief or General Agent in Ontario.—Vance C. Smith, 410 Lumsden Bldg., Toronto.

Date of Incorporation.—1895. *Date commenced business in Canada.*—April 23, 1925.

		PREMIUMS WRITTEN—CLAIMS INCURRED	
Assets in Canada.....	\$89,642	Premiums—Ontario (net).....	\$38,859
Liabilities in Canada.....	40,158	Premiums—Canada (net).....	92,322
		Claims—Ontario (net).....	12,190
		Claims—Canada (net).....	20,907

*See note on page 1.

METROPOLITAN LIFE INSURANCE COMPANY*

HEAD OFFICE, NEW YORK, N.Y.

Principal Office in Canada, Ottawa, Ont.

Manager or Chief Executive Officer in Canada.—H. D. Wright, Ottawa.

Chief or General Agent in Ontario.—P. A. Bowen, 4 Richmond St. E., Toronto, Ont.

Date of Incorporation.—1866. Date commenced business in Canada.—1872.

<i>Life:</i>		PREMIUMS WRITTEN—CLAIMS INCURRED	
Assets in Canada.....	\$220,222,626	<i>Life:</i>	
Ontario business in force (gross)...	386,045,773	Premiums—Ontario (net).....	\$14,294,693
Canadian business in force (gross) 1,036,135,928		Premiums—Canada (net).....	39,203,385
		Death Claims—Ontario (net)....	2,097,869
		Death Claims—Canada (net)....	5,790,107
<i>Other than Life:</i>		<i>Other than Life:</i>	
Assets.....	374,270	Premiums—Ontario (net).....	313,269
Liabilities.....	249,913	Premiums—Canada (net).....	591,068
		Claims—Ontario (net).....	193,424
		Claims—Canada (net).....	409,981

MILL OWNERS' MUTUAL FIRE INSURANCE COMPANY OF IOWA*

HEAD OFFICE, DES MOINES, IOWA

Principal Office in Canada, Hamilton, Ont.

Manager or Chief Executive Officer in Canada.—Irving Earl Sams, Hamilton.

Chief or General Agent in Ontario.—Irving Earl Sams, Rooms 306-320, Imperial Building, Hamilton, Ont.

Date of Incorporation.—1875. Date commenced business in Canada.—April 3, 1923.

Assets in Canada.....	\$260,223	PREMIUMS WRITTEN—CLAIMS INCURRED	
Liabilities in Canada.....	141,446	Premiums—Ontario (net).....	\$107,833
		Premiums—Canada (net).....	294,423
		Claims—Ontario (net).....	77,962
		Claims—Canada (net).....	165,410

MINNESOTA IMPLEMENT MUTUAL FIRE INSURANCE COMPANY*

HEAD OFFICE, OWATONNA, MINN., U.S.A.

Principal Office in Canada, Winnipeg, Man.

Manager or Chief Executive Officer in Canada.—F. B. Dalgleish, Winnipeg.

Chief or General Agent in Ontario.—H. H. Main, 210 Dundas St. W., Toronto.

Date of Incorporation.—1904. Date commenced business in Canada.—September, 1920.

Assets in Canada.....	\$317,305	PREMIUMS WRITTEN—CLAIMS INCURRED	
Liabilities in Canada.....	141,224	Premiums—Ontario (net).....	\$108,172
		Premiums—Canada (net).....	275,533
		Claims—Ontario (net).....	32,164
		Claims—Canada (net).....	123,845

MUTUAL LIFE INSURANCE COMPANY OF NEW YORK*

HEAD OFFICE, NEW YORK, N.Y.

Principal Office in Canada, Montreal, P.Q.

Manager or Chief Executive Officer in Canada.—W. O. H. Dodds, Montreal.

Chief or General Agent in Ontario.—H. M. McCallum, 350 Bay St., Toronto.

Date of Incorporation.—1842. Date commenced business in Canada.—September 1, 1885.

Assets in Canada.....	\$23,918,430	PREMIUMS WRITTEN—CLAIMS INCURRED	
Ontario business in force (gross)...	18,594,341	Premiums—Ontario (net).....	\$679,029
Canadian business in force (gross)...	\$1,231,258	Premiums—Canada (net).....	2,635,222
		Death Claims—Ontario (net)....	192,924
		Death Claims—Canada (net)....	996,793

*See note on page 1.

MUTUAL RELIEF LIFE INSURANCE COMPANY

HEAD OFFICE, KINGSTON, ONT.

Organized.—April 16, 1875. *Reincorporated.*—June 8, 1929. *Commenced business in the Province.*—April 16, 1875.

Officers (as at date of filing statement).—President, Dr. J. C. Connell; Vice-President, A. J. Meiklejohn; Secretary, W. T. Forty; General Manager, A. J. Meiklejohn; Actuary, W. R. Hitchins; Treasurer, W. T. Forty.

Directors (as at date of filing statement).—Dr. J. C. Connell, A. J. Meiklejohn, C. C. Folger, Kingston, Ont.; Jos Powley, Toronto, Ont.; W. McDonald, Montreal, Que.; D. A. Shaw, W. Jackson, T. A. Kidd, Dr. H. C. Connell, W. H. Caldwell, J. M. Campbell, W. A. Mackintosh, Jas. Rigney, H. B. Muir, Kingston, Ont.

Auditors.—Burns and England, C.A., and J. G. Ettinger.

Statement for the Year Ending 31st December, 1931

Synopsis of Ledger Accounts

<p>As at December 31, 1930:</p> <table style="width: 100%; border-collapse: collapse;"> <tr><td>Net ledger assets.....</td><td style="text-align: right;">\$4,855,781 37</td></tr> <tr><td>Borrowed money.....</td><td style="text-align: right;">70,000 00</td></tr> <tr><td>Bank overdraft.....</td><td style="text-align: right;">40,198 63</td></tr> <tr><td>Agents' credits.....</td><td style="text-align: right;">4 50</td></tr> <tr><td colspan="2"><hr/></td></tr> <tr><td>Total ledger assets.....</td><td style="text-align: right;">\$4,965,984 50</td></tr> </table> <p>Increase in ledger assets in 1931:</p> <table style="width: 100%; border-collapse: collapse;"> <tr><td>Income.....</td><td style="text-align: right;">\$868,653 13</td></tr> <tr><td>Amount by which ledger assets were written up.....</td><td style="text-align: right;">341 99</td></tr> <tr><td colspan="2">Increases in ledger liabilities, as follows:</td></tr> <tr><td>Agents' credits.....</td><td style="text-align: right;">192 61</td></tr> <tr><td>Amounts left with Company.....</td><td style="text-align: right;">3,118 54</td></tr> <tr><td>Suspense.....</td><td style="text-align: right;">1,309 83</td></tr> <tr><td colspan="2"><hr/></td></tr> <tr><td>Total increase.....</td><td style="text-align: right;">\$873,616 10</td></tr> <tr><td colspan="2"><hr/></td></tr> <tr><td>Total.....</td><td style="text-align: right;">\$5,839,600 60</td></tr> </table>	Net ledger assets.....	\$4,855,781 37	Borrowed money.....	70,000 00	Bank overdraft.....	40,198 63	Agents' credits.....	4 50	<hr/>		Total ledger assets.....	\$4,965,984 50	Income.....	\$868,653 13	Amount by which ledger assets were written up.....	341 99	Increases in ledger liabilities, as follows:		Agents' credits.....	192 61	Amounts left with Company.....	3,118 54	Suspense.....	1,309 83	<hr/>		Total increase.....	\$873,616 10	<hr/>		Total.....	\$5,839,600 60	<p>Decrease in ledger assets in 1931:</p> <table style="width: 100%; border-collapse: collapse;"> <tr><td>Disbursements.....</td><td style="text-align: right;">\$720,774 32</td></tr> <tr><td>Amount by which ledger assets were written down.....</td><td style="text-align: right;">150,630 07</td></tr> <tr><td>Decrease in borrowed money.....</td><td style="text-align: right;">20,000 00</td></tr> <tr><td>Decrease in bank overdraft.....</td><td style="text-align: right;">40,198 63</td></tr> <tr><td colspan="2"><hr/></td></tr> <tr><td>Total decrease.....</td><td style="text-align: right;">\$931,603 02</td></tr> </table> <p>As at December 31, 1931:</p> <table style="width: 100%; border-collapse: collapse;"> <tr><td>Net ledger assets.....</td><td style="text-align: right;">\$4,853,372 10</td></tr> <tr><td>Borrowed money.....</td><td style="text-align: right;">50,000 00</td></tr> <tr><td>Agents' credits.....</td><td style="text-align: right;">197 11</td></tr> <tr><td>Amounts left with Company.....</td><td style="text-align: right;">3,118 54</td></tr> <tr><td>Suspense.....</td><td style="text-align: right;">1,309 83</td></tr> <tr><td colspan="2"><hr/></td></tr> <tr><td>Total ledger assets.....</td><td style="text-align: right;">\$4,907,997 58</td></tr> <tr><td colspan="2"><hr/></td></tr> <tr><td>Total.....</td><td style="text-align: right;">\$5,839,600 60</td></tr> </table>	Disbursements.....	\$720,774 32	Amount by which ledger assets were written down.....	150,630 07	Decrease in borrowed money.....	20,000 00	Decrease in bank overdraft.....	40,198 63	<hr/>		Total decrease.....	\$931,603 02	Net ledger assets.....	\$4,853,372 10	Borrowed money.....	50,000 00	Agents' credits.....	197 11	Amounts left with Company.....	3,118 54	Suspense.....	1,309 83	<hr/>		Total ledger assets.....	\$4,907,997 58	<hr/>		Total.....	\$5,839,600 60
Net ledger assets.....	\$4,855,781 37																																																														
Borrowed money.....	70,000 00																																																														
Bank overdraft.....	40,198 63																																																														
Agents' credits.....	4 50																																																														
<hr/>																																																															
Total ledger assets.....	\$4,965,984 50																																																														
Income.....	\$868,653 13																																																														
Amount by which ledger assets were written up.....	341 99																																																														
Increases in ledger liabilities, as follows:																																																															
Agents' credits.....	192 61																																																														
Amounts left with Company.....	3,118 54																																																														
Suspense.....	1,309 83																																																														
<hr/>																																																															
Total increase.....	\$873,616 10																																																														
<hr/>																																																															
Total.....	\$5,839,600 60																																																														
Disbursements.....	\$720,774 32																																																														
Amount by which ledger assets were written down.....	150,630 07																																																														
Decrease in borrowed money.....	20,000 00																																																														
Decrease in bank overdraft.....	40,198 63																																																														
<hr/>																																																															
Total decrease.....	\$931,603 02																																																														
Net ledger assets.....	\$4,853,372 10																																																														
Borrowed money.....	50,000 00																																																														
Agents' credits.....	197 11																																																														
Amounts left with Company.....	3,118 54																																																														
Suspense.....	1,309 83																																																														
<hr/>																																																															
Total ledger assets.....	\$4,907,997 58																																																														
<hr/>																																																															
Total.....	\$5,839,600 60																																																														

Assets

<p>Book value of real estate:</p> <table style="width: 100%; border-collapse: collapse;"> <tr><td>Office premises.....</td><td style="text-align: right;">\$110,992 48</td></tr> <tr><td>Held for sale.....</td><td style="text-align: right;">31,078 61</td></tr> <tr><td>Mortgage loans on real estate, first mortgages.....</td><td style="text-align: right;">754,000 00</td></tr> <tr><td>Loans secured by stocks, bonds and other collateral.....</td><td style="text-align: right;">32,000 00</td></tr> </table> <p>Amount secured by the Company's policies in force, the reserve on each policy being in excess of all indebtedness:</p> <table style="width: 100%; border-collapse: collapse;"> <tr><td>Loans to policyholders.....</td><td style="text-align: right;">221,865 74</td></tr> <tr><td>Book value of bonds, debentures and debenture stocks owned.....</td><td style="text-align: right;">3,572,480 93</td></tr> <tr><td>Book value of stocks owned.....</td><td style="text-align: right;">168,401 25</td></tr> </table> <p>Cash on hand and in banks:</p> <table style="width: 100%; border-collapse: collapse;"> <tr><td>On hand at head office.....</td><td style="text-align: right;">\$1,317 35</td></tr> <tr><td>In chartered banks of Canada in Canada.....</td><td style="text-align: right;">5,851 50</td></tr> <tr><td colspan="2"><hr/></td></tr> <tr><td></td><td style="text-align: right;">7,168 85</td></tr> </table> <p>Advances to agents.....</p> <table style="width: 100%; border-collapse: collapse;"> <tr><td></td><td style="text-align: right;">10,009 72</td></tr> <tr><td colspan="2"><hr/></td></tr> <tr><td>Total Ledger Assets.....</td><td style="text-align: right;">\$4,907,997 58</td></tr> </table>	Office premises.....	\$110,992 48	Held for sale.....	31,078 61	Mortgage loans on real estate, first mortgages.....	754,000 00	Loans secured by stocks, bonds and other collateral.....	32,000 00	Loans to policyholders.....	221,865 74	Book value of bonds, debentures and debenture stocks owned.....	3,572,480 93	Book value of stocks owned.....	168,401 25	On hand at head office.....	\$1,317 35	In chartered banks of Canada in Canada.....	5,851 50	<hr/>			7,168 85		10,009 72	<hr/>		Total Ledger Assets.....	\$4,907,997 58	<p style="text-align: center;"><i>Ledger Assets</i></p>
Office premises.....	\$110,992 48																												
Held for sale.....	31,078 61																												
Mortgage loans on real estate, first mortgages.....	754,000 00																												
Loans secured by stocks, bonds and other collateral.....	32,000 00																												
Loans to policyholders.....	221,865 74																												
Book value of bonds, debentures and debenture stocks owned.....	3,572,480 93																												
Book value of stocks owned.....	168,401 25																												
On hand at head office.....	\$1,317 35																												
In chartered banks of Canada in Canada.....	5,851 50																												
<hr/>																													
	7,168 85																												
	10,009 72																												
<hr/>																													
Total Ledger Assets.....	\$4,907,997 58																												

Non-Ledger Assets

Interest due, \$305.50; accrued, \$79,091.62.....	\$79,397 12
Dividends due.....	1,234 61
<hr/>	
Net premiums due and uncollected and deferred.....	\$80,631 73
<hr/>	
Total Non-Ledger Assets.....	\$66,386 99
<hr/>	
Total Assets.....	\$147,018 72
<hr/>	
Total Assets.....	\$5,055,016 30

Liabilities

Net liability under assurance annuity and supplementary contracts in force for payments not due, dependent on life, disability or other contingency, or on a term certain.....	\$4,807,170 00
Net liability for payments due under contracts.....	33,602 50
Provision for unreported death losses and disability claims.....	13,000 00
Amounts left with Company (arising out of assurance contracts), including interest accumulations.....	3,192 82
Received from policyholders in advance—Premiums.....	18,920 07
Commissions to agents due and accrued.....	197 11
Borrowed money.....	50,000 00
Taxes and expenses due and accrued.....	8,000 00
Suspense account.....	1,309 83
Investment reserve (stocks).....	12,269 35
<hr/>	
	\$4,947,661 68
Undivided surplus.....	107,354 62
<hr/>	
Total Liabilities, Surplus and Capital.....	\$5,055,016 30

Income

	First Year	Renewals	Totals
Assurance premiums.....	\$74,934 17	\$523,474 31	\$598,408 48
Less reinsurance premiums paid.....		2,188 52	2,188 52
Total Net Premium Income.....	\$74,934 17	\$521,285 79	\$596,219 96
Interest and dividends.....			262,471 25
Gross rents from Company's property.....			1,103 22
Premium on New York Funds.....		\$3,630 60	
Rents received from sub-tenants.....		210 00	
Gross profit on sale or maturity of ledger assets: Bonds, \$4,768.64; stocks, \$250.....			3,840 06
Total Income.....			\$868,653 13

Disbursements

	Death Claims	Disability Claims	Total
In respect of assurance contracts:			
Death, endowment and disability claims—			
Amount assured, ordinary.....	\$365,443 83	\$610 00	\$366,053 83
Net surrender values.....			61,609 09
Net dividends, in cash.....			2,061 63
Total net disbursements in respect of assurance and annuity contracts.....			\$429,724 55
Taxes, licenses and fees.....			6,454 51
Head office expenses:—Salaries, \$45,894.92; directors' fees, \$2,080; auditors' fees, \$1,150; travelling expenses, \$5,185.09; rents, \$2,700; miscellaneous, \$1,662.02.....			58,672 03
Branch office and agency expenses:—Assurance commissions—first year, \$38,417.72; renewal, \$25,972.90; salaries, \$60,365.17; travelling expenses, \$11,580.75; rents, \$11,439.55; miscellaneous, \$31,975.11.....			179,751 20
All other expenses:—Advertising, \$6,199.11; office furniture, \$5,351.51; books and periodicals, \$620.26; postage, \$4,045.32; express, telegrams and telephones, \$3,501.93; printing and stationery, \$8,076.13; legal fees, \$580; medical fees, \$2,574; miscellaneous, \$3,843.06.....			34,791 32
Gross loss on sale or maturity of ledger assets:—Bonds exchanged for higher yield or longer term securities.....			11,380 71
Total Disbursements.....			\$720,774 32

Exhibit of Policies

Classification	Whole Life		Endowment Assurances		Term and other		Totals	
	No.	Amount	No.	Amount	No.	Amount	No.	Amount
At end of 1930.....	15,830	\$18,567,873 44	1,476	\$2,404,580 00	19	\$71,000 00	17,325	\$21,043,453 44
New issued.....	1,383	3,022,235 00	522	862,420 00	37	120,500 00	1,942	4,005,155 00
Old revived.....	166	191,275 00	6	7,500 00			172	198,775 00
Old increased.....	2	10,190 00					2	10,190 00
Transferred from.....	29	47,340 00	11	14,400 00	3	7,000 00	43	68,740 00
Totals.....	17,410	\$21,838,913 44	2,015	\$3,288,900 00	59	\$198,500 00	19,484	\$25,326,313 44
Less ceased by:								
Death.....	327	\$361,605 00					327	\$361,605 00
Cancelled by paid-up policy.....		10,120 00						10,120 00
Disability.....		355 00						355 00
Surrender.....	198	219,245 00	16	\$18,500 00			214	237,745 00
Lapse.....	772	1,122,352 50	198	261,300 00	3	\$18,000 00	973	1,401,652 50
Decrease.....		141,935 50	1	19,000 00			1	160,935 50
Not taken.....	238	548,500 00	70	171,500 00	11	42,500 00	319	762,500 00
Transferred to.....	20	32,130 00	22	35,000 00	2	2,500 00	44	69,630 00
Total ceased.....	1,555	\$2,436,243 00	307	\$505,300 00	16	\$63,000 00	1,878	\$3,004,543 00
At end of 1931.....	15,855	\$19,402,670 44	1,708	\$2,783,600 00	43	\$135,500 00	17,606	\$22,321,770 44

Miscellaneous

New policies issued and paid for in cash: Number, 1,091; gross amount, \$2,033,020; reinsured, nil. Claims reinsured: Death claims, nil; matured endowments, nil. Total amount in force divided as to dividend plan: Annual, \$217,000; quinquennial, \$22,104,770.44; deferred, nil; non-participating, nil; total, \$22,321,770.44. Additional accidental death benefits: Gross amount issued, \$118,500; reinsured, nil; terminated by accidental death, nil; reinsured, nil; in force, \$1,614,900; reinsured, \$10,000.

Statement of Actuarial Liabilities

Assurance Section

Class of Contract	Gross in Force			Reinsured in Companies Licensed in the Province	
	Number	Amount	Reserve	Amount	Reserve
<i>Ordinary with Profits:</i>					
Life.....	15,855	\$19,402,670 44	\$4,620,979 00	\$22,000 00	\$876 00
Endowment assurance.....	1,708	2,783,600 00	207,946 00	6,000 00	382 00
Term, etc.....	43	138,500 00	588 00		
Additional accidental death benefits.....	(781)	(1,614,900 00)	3,726 00	(10,000 00)	7 00
Total disability.....			4,923 00		29 00
Total disability on O.F.R.A.....			55,000 00		
Totals.....	17,606	\$22,321,770 44	\$4,893,162 00	\$28,000 00	\$1,294 00

Summary of Reserve

	With Profits	Total
Total reserve, assurance and annuity contracts.....	\$4,893,162 00	\$4,893,162 00
Total reserve on reinsured contracts.....	1,294 00	1,294 00
Total net reserve on the Company's basis of valuation before deduction permitted by statute.....	\$4,891,868 00	\$4,891,868 00
Deduction made therefrom (permitted under The Ontario Insurance Act).....	84,698 00	84,698 00
Full deduction permitted, adjusted for reinsured, being.....	(84,698 00)	(84,698 00)
Net reserve carried in the liabilities.....	\$4,807,170 00	\$4,807,170 00
Net reserve computed on the statutory basis (without deduction).....	4,807,170 00	4,807,170 00
Reserve maintained by the Company in excess of the statutory reserve.....	Nil.	Nil.

Miscellaneous Statement

- I. (1) In the calculation of the Reserve entered in the Statement of Actuarial Liabilities, the table used was the American Men (5) with 3½% interest for all policies issued since the Company was formed on 8th June, 1929; and the Om (5) table with 4% interest for all policies issued before that date. Prepared tables of mid-year values were used except for Whole Life policies issued by the Association, before the Company was incorporated. For those policies, the reserve was found by valuing the sums insured and the net premiums, as at the attained age. All policies were grouped for valuation, except those of the current year's issue.

The total disability feature, waiver of premium, with income in most cases; and the double indemnity feature, were added to some policies issued by the Company, and an extra premium was paid in that case. All policies issued by the Association before the Company was formed in 1929 provided for the payment of half the policy, but not over \$500.00, in certain cases of disability from accident. If this payment is made, the insurance is reduced by that amount, and the premium is reduced proportionately. A reserve of \$55,000.00 has been held to cover these future payments, as nothing was added to the premium for that purpose. They also carry a disability benefit granted by the Company providing for a waiver of premium in cases where a member has been both totally and permanently disabled for at least six months before the claim.

Special Classes:

- (a) No policies were issued on lives resident in tropical or sub-tropical countries.
 - (b) Where policies were issued at a rated-up age, the reserve was taken at the same age as was used in calculating the premium.
 - (c) Policies issued subject to a lien were valued at the full amount of insurance.
 - (d) Where policies were issued subject to an extra premium payable annually, one-half of such annual extra was included in the reserve. None have been issued with an extra premium payable in one sum.
 - (e) No policies classed as sub-standard have been issued except as above.
 - (f) Policies providing for a disability benefit, waiver of premiums, with or without an income, were valued: (1) before occurrence of disability, at one-half the annual extra premium; (2) thereafter by valuing the payments waived (no such cases have as yet emerged); waiver of premium benefit which applies to policies issued previous to June, 1929, has been already dealt with above.
 - (g) No annuities have been issued to under-average lives.
 - (h) Policies providing for additional accident death benefits, one-half the additional extra premium has been included in the reserve.
- (2) Items of Special Reserve:
- (a) No reserve is maintained on account of loadings with limited payment or single premium policies or for annuities.
 - (b) There are no cases where the guaranteed benefits exceed the net premium reserve held.
 - (c) No reserve is held on account of policies lapsed and actually written off the books. For those lapsed and not written off, the full reserve has been carried in the liabilities.
 - (d) No extra reserve is held to cover the option of renewal on the term policies.
 - (e) Nor to cover the option of conversion.
 - (f) Other than above there are no items of special reserve.

- II. Where a policy is issued at a rated-up age, the guarantees contained in the contract are for the same age as was used in calculating the premium. For other special classed policies the values as for the real age at issue were given. Automatic extended term insurance is not given in any case.

Miscellaneous Statement—Continued

III. The average rate of interest earned during the year was 5.59%.

IV. The Distribution of Surplus:

- (a) As this is a Mutual Company without any shareholders, the question of the distribution of any surplus to them does not arise.
- (b) The profits paid during the year were Mortuary Dividends. Those were computed as 2% excess interest on the 4% reserve held for the last-computed policy year in 1929. The profits paid on policies sharing annually were computed as \$8.00 reversionary to policies on the Whole Life plan, \$9.00 bonus to Limited Payment plans; and to Endowments a bonus ranging from \$5.00, at age 20 at issue, to \$10.00, at age 60 at issue; converted into cash by the American Men (5) 3½% table. A table showing the cash values of the bonuses thus converted is appended.
- (c) There are no annuitants.

ANNUAL CASH DIVIDENDS PAYABLE IN 1932 ON \$1,000 POLICIES ONE YEAR IN FORCE

Age at Issue	Whole Life	20-Pay Life	20-Year End
20	\$1 97	\$2 22	\$3 22
25	2 21	2 48	3 48
30	2 49	2 80	3 78
35	2 82	3 18	4 09
40	3 21	3 61	4 43
45	3 65	4 10	4 86
50	4 12	4 63	5 32
55	4 60	5 18	5 86

V. Bonds and debentures owned (not in default) are shown at amortized book values which are \$189,379.43 in excess of market values. Securities in default are shown at market values. Book values of stocks are shown but reduced by investment reserve to market values.

Schedule "D"

Bonds and Debentures Owned by the Company

	Par Value	Book Value
<i>Dominion:</i>		
Dominion of Canada (Conversion), 5½%, 1934.....	\$8,000 00	\$8,110 14
Dominion of Canada, 5%, 1943.....	2,000 00	1,990 29
Dominion of Canada (Conversion), 4½%, 1959.....	40,000 00	40,594 80
<i>Provincial:</i>		
Alberta, 6%, 1951.....	15,000 00	16,854 78
British Columbia, 6%, 1941.....	15,000 00	16,015 29
British Columbia, 4½%, 1955.....	25,000 00	21,755 93
Manitoba, 4½%, 1951.....	25,000 00	23,937 50
Manitoba, 4½%, 1956.....	10,000 00	9,505 07
New Brunswick, 4½%, 1961.....	5,000 00	5,062 00
Nova Scotia, 5%, 1960.....	25,000 00	25,244 18
Ontario, 6%, 1941.....	60,000 00	59,148 18
Ontario, 6%, 1941.....	28,000 00	29,878 73
Ontario, 4%, 1966.....	5,000 00	4,621 82
Quebec, 4½%, 1950.....	10,000 00	10,225 00
Saskatchewan, 5%, 1959.....	25,000 00	24,939 42
<i>Foreign:</i>		
Argentina, 5½%, 1962.....	50,000 00	50,000 00
Brazil, 6½%, 1957.....	30,000 00	25,304 62
Sao Paulo, 6%, 1968.....	25,000 00	21,040 89
Sao Paulo, 7%, 1940.....	12,000 00	11,540 39
Sao Paulo, 8%, 1936.....	15,000 00	6,505 50
Uruguay, 6%, 1964.....	25,000 00	24,136 38
<i>Government Guaranteed:</i>		
Canadian National Railways, 4½%, 1951.....	25,000 00	24,500 00
Canadian National Railways, 5%, 1969.....	20,000 00	19,748 72
Hydro-Electric (Ontario), 6%, 1941.....	12,000 00	12,575 00
Hydro-Electric (Ontario), 6%, 1940.....	35,000 00	36,863 68
Hydro-Electric (Ontario), 6%, 1961.....	10,000 00	10,885 92
Hydro-Electric (Ontario), 4¾%, 1970.....	3,000 00	2,812 50
<i>Canadian Municipals:</i>		
Brooks, Alta., 6%, 1932-38.....	1,516 93	1,516 93
Drumheller, Alta., 5½%, 1934.....	2,537 71	2,503 78
Edmonton, Alta., 5½%, 1952.....	5,000 00	5,236 24
Edmonton, Alta., 5%, 1953.....	9,733 33	9,573 89
Edmonton, Alta., 5½%, 1947.....	10,000 00	10,397 75
Hanna, Alta., 6%, 1932-33.....	2,000 00	2,006 96
High River, Alta., 7%, 1934.....	3,021 56	3,102 31
Lethbridge, Alta., 6%, 1932-37.....	2,477 90	2,537 36
Strathcona, Alta., 4½%, 1932-56.....	7,741 14	7,642 13
Rossland, B.C., 5½%, 1947.....	15,000 00	15,394 34
Trail, B.C., 5½%, 1945.....	24,000 00	24,952 32
Trail, B.C., 6%, 1943.....	17,000 00	18,360 65
Victoria, B.C., 6%, 1946.....	25,000 00	25,749 59
Brandon, Man., 4½%, 1939.....	5,000 00	5,031 53
Brandon, Man., 5½%, 1939.....	8,000 00	7,923 56
Brandon, Man., 5½%, 1956.....	19,000 00	20,622 79
East Kildonan, Man., 6%, 1932.....	12,000 00	12,000 00
Portage la Prairie, Man., 5%, 1948.....	10,000 00	9,726 32
Portage la Prairie, Man., 5%, 1948.....	30,000 00	30,000 00
Portage la Prairie, Man., 5%, 1946.....	9,000 00	9,000 00
Souris, Man., 5%, 1932-40.....	4,623 77	4,522 55
Souris, Man., 5%, 1932-40.....	5,085 96	4,866 95
Winnipeg, Man., 6%, 1941.....	20,000 00	21,341 95
Glace Bay, N.S., 5%, 1938.....	5,000 00	4,786 38

Schedule "D"—Continued

	Par Value	Book Value
Bonds and Debentures Owned by the Company		
Glace Bay, N.S., 5%, 1938	\$5,000 00	\$5,088 95
Glace Bay, N.S., 6%, 1950	25,000 00	27,879 74
Glace Bay, N.S., 5½%, 1944	16,000 00	16,602 82
Glace Bay, N.S., 4½%, 1933	10,000 00	9,787 83
Halifax, N.S., 5%, 1961	45,900 00	49,262 28
Inverness, N.S., 4½%, 1935	3,500 00	3,315 71
New Waterford, N.S., 6%, 1943	11,000 00	11,880 50
New Waterford, N.S., 5%, 1947	8,000 00	7,913 21
Sydney, N.S., 6%, 1951	14,000 00	15,568 16
Sydney, N.S., 6%, 1951	7,000 00	7,784 08
Sydney, N.S., 6%, 1948	3,000 00	3,304 50
Sydney, N.S., 6%, 1948	4,000 00	4,334 63
Sydney, N.S., 6%, 1951	6,000 00	6,553 09
Beeton, Ont., 5%, 1933-47	8,675 63	8,204 69
Belleville, Ont., 6%, 1941	20,000 00	19,716 01
Blind River, Ont., 5½%, 1942-48-55-57	12,000 00	12,272 56
Bridgeburg, Ont., 6%, 1944-50	20,277 68	20,277 68
Bridgeburg, Ont., 5½%, 1938-41	10,000 00	10,277 62
Burlington, Ont., 6%, 1942-45	12,000 00	11,620 84
Carleton Place, Ont., 5%, 1935-40	20,038 15	20,038 15
Collingwood, Ont., 5%, 1932-45	4,507 46	4,401 30
Eastview, Ont., 5%, 1933	5,000 00	4,953 85
Fort Frances, Ont., 5½%, 1932-34	7,905 97	7,940 77
Haileybury, Ont., 5%, 1932-37	1,981 04	1,962 31
Haileybury, Ont., 5%, 1932-33	1,338 11	1,303 39
Haileybury, Ont., 6%, 1940-48	14,825 05	15,865 91
Haileybury, Ont., 6%, 1932-39	2,902 37	2,902 37
Hanover, Ont., 5½%, 1939-44	10,566 05	10,732 86
Kenora, Ont., 5%, 1942-46	19,156 40	19,156 40
Kingston, Ont., 6%, 1940	37,000 00	36,370 58
Kingston, Ont., 5%, 1943	1,000 00	1,027 50
La Salle, Ont., 5½%, 1943-47	10,177 37	10,425 81
Leamington, Ont., 5½%, 1936-39	12,000 00	12,199 82
Lindsay, Ont., 6%, 1935-39	8,000 00	8,184 74
Merrickville, Ont., 6%, 1932-33	4,509 24	4,462 29
Midland, Ont., 4%, 1938-41	11,003 70	11,101 96
Midland, Ont., 6½%, 1932-35	3,346 48	3,354 98
Midland, Ont., 6½%, 1931-40	8,457 18	8,494 00
Mimico, Ont., 6%, 1940-41	4,560 72	4,692 22
Mimico, Ont., 6%, 1940-41	3,015 93	3,102 89
North Bay, Ont., 5½%, 1932-42	7,935 26	7,898 71
North Bay, Ont., 5½%, 1944-45	31,000 00	32,165 79
Oakville, Ont., 5½%, 1934-42	10,107 00	10,187 62
Oshawa, Ont., 5%, 1931-52	12,000 00	11,609 85
Port Colborne, Ont., 5%, 1935-42	10,267 95	10,160 10
Renfrew, Ont., 5%, 1932-41	2,511 50	2,393 96
Renfrew, Ont., 5%, 1932-45	2,708 18	2,639 15
Renfrew, Ont., 6%, 1932-48	8,516 69	8,516 69
Renfrew, Ont., 5%, 1932-50	3,724 87	3,246 16
Renfrew, Ont., 5%, 1932-43	1,971 30	1,790 31
Sandwich, Ont., 5½%, 1932-40	16,823 81	17,050 64
Sandwich E., Ont., 5½%, 1935-47	51,000 00	51,000 00
Sarnia, Ont., 6%, 1934-37	11,660 16	11,233 27
Sault Ste. Marie, Ont., 5½%, 1945	10,000 00	9,859 62
Sault Ste. Marie, Ont., 5½%, 1945	5,000 00	4,770 91
Seaforth, Ont., 6%, 1937-50	20,500 00	21,724 38
Shelburne, Ont., 4%, 1932-39	2,336 10	2,300 05
Smith's Falls, Ont., 5½%, 1931-42	2,343 79	2,351 55
Smith's Falls, Ont., 6%, 1932-39	5,523 93	5,634 90
Strathroy, Ont., 6½%, 1932-38	6,886 44	6,886 44
Sudbury, Ont., 5%, 1932-34	4,370 41	4,279 84
Sudbury, Ont., 5%, 1934	764 21	741 27
Sudbury, Ont., 5%, 1946	20,000 00	19,793 80
Thorold, Ont., 5%, 1955-58	13,840 15	14,040 29
Tillsonburg, Ont., 5%, 1932-42	4,052 28	3,960 91
Timmins, Ont., 5½%, 1936-43	23,034 59	23,268 99
Tisdale, Ont., 6%, 1936-43	13,534 98	13,991 64
Tisdale, Ont., 6%, 1938-40	24,000 00	25,393 37
Toronto, Ont., 5½%, 1942-44	17,000 00	16,452 81
Toronto Roman Catholic Schools, 5½%, 1940	20,000 00	21,824 37
Toronto, Ont., 6%, 1943-44	25,000 00	27,838 87
Toronto, Ont., 6%, 1945	25,000 00	24,214 59
Walkerville, Ont., 4½%, 1940-43	4,404 91	3,963 48
Walkerville, Ont., 5%, 1939	10,000 00	9,967 80
Welland, Ont., 5%, 1951-55	20,740 72	20,694 25
Weston, Ont., 6%, 1947-48	10,132 74	10,843 27
Weston, Ont., 6%, 1942-48	10,606 88	11,278 57
Windsor, Ont., 5½%, 1944-45	14,000 00	14,264 59
Windsor, Ont., 5%, 1933-52	9,870 31	9,536 83
Coaticook, Que., 5%, 1958-62	26,000 00	26,806 44
Elgin, Que., 5%, 1932-40	4,624 25	4,675 77
Hull, Que., 5½%, 1947	20,000 00	21,518 29
Longueuil, Que., 5%, 1953	10,000 00	9,602 40
Montreal, Que., 4½%, 1971	10,000 00	10,000 00
Montreal Metropolitan Comm., 4½%, 1965	5,000 00	5,000 00
Quebec Roman Catholic Board of School Commissioners, 4½%, 1961	5,000 00	5,000 00
St. Anne de Bellvue, Que., 5%, 1952	20,000 00	20,000 00
St. Lambert, Que., 5½%, 1952	5,000 00	5,222 97
St. Lambert, Que., 5½%, 1954-62	4,000 00	4,192 47
St. Michel, Que., 6%, 1956	15,000 00	16,651 62
Three Rivers, Que., 5½%, 1947	20,000 00	20,000 00
Three Rivers, Que., 5%, 1963	18,000 00	18,000 00
Herbert, Sask., 5½%, 1932-41	1,501 94	1,466 57

Schedule "D"—Continued

Bonds and Debentures Owned by the Company

	Par Value	Book Value
Prince Albert, Sask., 6%, 1964	\$10,577 96	\$10,577 96
Tompkins, Sask., 7½%, 1931-38	2,333 33	2,451 48
Yorkton, Sask., 5%, 1932-41	2,561 80	2,546 28
Yorkton, Sask., 5%, 1932	379 40	378 49
<i>Canadian School Districts:</i>		
St. Vital, Man., 5½%, 1956	8,400 00	8,400 00
East York, Ont., 5½%, 1938	25,000 00	25,478 01
East York, Ont., 5½%, 1956-66	19,779 01	20,992 79
North York, Ont., 5½%, 1945-57	20,035 60	21,296 63
Scarborough, Ont., 6%, 1936-45	12,091 72	12,677 55
Scarborough, Ont., 5%, 1936-50	17,899 79	17,899 79
Scarborough, Ont., 5%, 1936-50	8,045 53	8,045 53
Scarborough, Ont., 5½%, 1936-45	12,378 02	12,869 45
Teck, Ont., 5½%, 1944-47	14,225 87	14,809 26
Teck, Ont., 6%, 1938-43	15,846 12	16,782 66
Teck, Ont., 6%, 1932-34	6,980 19	6,980 19
York, Ont., 6%, 1945-46	32,986 67	32,597 61
<i>Public Utilities:</i>		
Canadian Northern Power Co., 5%, 1953	25,000 00	23,807 30
Essex Border Commission, 5¾%, 1950	10,000 00	10,409 50
Essex Border Commission, 5½%, 1947-48	25,000 00	25,958 12
Gatineau Power Co., 5%, 1956	25,000 00	23,731 35
Jamaica Public Service Co., 5%, 1950	25,000 00	23,177 61
National Light & Power Corp., 6%, 1949	10,000 00	9,904 20
National Light & Power Corp., 6%, 1949	15,000 00	14,856 30
International Power Co., 6%, 1957	50,000 00	46,907 05
Montreal Island Power Co., 5½%, 1957	20,000 00	20,000 00
Montreal Tramways, 5%, 1955	25,000 00	24,038 29
Ontario Power Service, 5½%, 1950	25,000 00	23,296 55
Ontario Power Service, 5½%, 1950	10,000 00	9,318 62
Ontario Power Service, 5½%, 1950	5,000 00	4,659 30
Winnipeg Electric Co., 6%, 1954	61,000 00	61,762 42
British Columbia Power Corp., 5½%, 1960	10,000 00	9,804 04
Power Corporation of Canada, 4½%, 1959	5,000 00	3,925 00
Power Corporation of Canada, 4½%, 1959	5,000 00	3,925 00
McLaren Quebec Power Co., 5½%, 1961	6,000 00	5,100 00
McLaren Quebec Power Co., 5½%, 1961	4,000 00	3,400 00
West Kootenay Power Co., 5%, 1956	6,000 00	5,700 00
<i>Miscellaneous:—</i>		
Architects Bldg. Corp., 6%, 1945	25,000 00	24,061 84
Canadian Copper Refineries, 6%, 1945	25,000 00	24,766 14
Canadian Vickers, Ltd., 6%, 1947	25,000 00	24,746 75
Consolidated Glass Co., Ltd., 5%, 1948	20,000 00	18,521 34
Dominion Realty Corp., 5½%, 1945	10,000 00	9,952 93
General Steel Wares, 6%, 1952	51,000 00	51,241 18
Gleneagles Investment Co., 6½%, 1944	19,400 00	18,879 24
Kingston Elevator Co., 6%, 1950	25,000 00	24,055 52
Legare, P. T., & Co., 6%, 1947	15,000 00	15,000 00
Peel St. Realities, Ltd., 6½%, 1950	25,000 00	24,345 22
Simpsons Ltd., 6%, 1949	8,000 00	7,980 80
Stock Exchange Bldg., Ltd. (Vancouver), 6%, 1944	25,000 00	24,462 25
United Grain Growers, Ltd., 5½%, 1949	17,000 00	16,605 79
United Grain Growers, Ltd., 5%, 1948	25,000 00	24,450 54
Viceroy Mfg. Co., Limited, 6½%, 1950	10,000 00	9,755 49
West. Steel Products, 6%, 1948	10,000 00	9,845 87
Abitibi Power & Paper, 5%, 1953	75,000 00	68,608 08
Abitibi Power & Paper, 5%, 1953	25,000 00	23,813 64
Burns & Co., Ltd., 5½%, 1948	50,000 00	48,155 26
Canadian International Paper Co., 6%, 1949	50,000 00	47,370 00
Donnacona Paper Company, 5½%, 1948	50,000 00	49,466 04
Federal Grain Co., 6%, 1949	25,000 00	23,800 99
Howard Smith Paper Corp., 5½%, 1953	25,000 00	23,576 54
Howard Smith Paper Corp., 5½%, 1953	50,000 00	47,581 25
Howard Smith Paper Corp., 5½%, 1953	25,000 00	24,052 99
International Power & Paper Co., Nfld., 5%, 1968	50,000 00	47,541 36
International Power & Paper Co., Nfld., 5%, 1968	25,000 00	22,289 79
International Power & Paper Co., Nfld., 5%, 1968	50,000 00	48,571 87
Lake St. John Power & Paper Corp., 6½%, 1947	11,000 00	11,000 00
Metropolitan Corporation of Canada, 6%, 1947	39,000 00	38,215 56
Montreal Apts., Ltd., 5½%, 1948	50,000 00	49,296 72
Pacific Coast Terminals, 6½%, 1948	25,000 00	25,000 00
Rolland Paper Co., 5½%, 1948	25,000 00	23,477 01
Windsor Hotel, Ltd., S. S. Marie, Ont., 6½%, 1950	25,000 00	24,759 33
Windsor Hotel, Ltd., S. S. Marie, Ont., 6½%, 1950	25,000 00	24,759 34
Canada Steamship Lines, Ltd., 6%, 1941	10,000 00	9,940 75
<i>Bonds and Debentures in Default:—</i>		
Chile, 6%, 1961	25,000 00	22,057 62
Peru, 6%, 1960	24,000 00	20,247 90
Canada Power & Paper Corp., 5½%, 1958	25,000 00	21,248 32
Canada Power & Paper Corp., 5½%, 1958	25,000 00	17,114 25
Detroit International Bridge, Ltd., 6½%, 1952	25,000 00	22,077 73
Great Lakes Paper Co., 6%, 1950	25,000 00	22,538 98
Lord Nelson Hotel Co., 6½%, 1947	30,000 00	31,215 03
Port Alfred Power & Paper Co., 5½%, 1957	25,000 00	23,071 35
Port Alfred Power & Paper Co., 5½%, 1957	25,000 00	22,327 06
		\$3,695,165 17
Less Investment Reserve (against bonds in default)		122,684 24
	\$3,752,999 19	\$3,572,480 93

Schedule "E"

Stocks Owned by the Company			
	Par Value	Book Value	Market Value
Bank of Montreal, 25 shares.....	\$2,500 00	\$7,875 00	\$6,650 00
Canadian Pacific Railway, 400 shares.....	10,000 00	22,500 00	10,800 00
G. T. R. Perpetual Debenture Stock.....	121,665 00	97,363 75	104,631 90
Middle West Utilities (Com. Pref.), 100 shares.....	N.P.V.	10,150 00	9,600 00
National Public Service Corp. (Com. Pref.), 100 shares.....	N.P.V.	4,837 50	4,100 00
Robt. Simpson & Co., Ltd. (Pref.), 150 shares.....	15,000 00	15,675 00	16,050 00
Shawinigan Water & Power Co., 100 shares.....	N.P.V.	10,000 00	4,300 00
		<u>\$168,401 25</u>	<u>\$156,131 90</u>

NEW YORK LIFE INSURANCE COMPANY*

HEAD OFFICE, NEW YORK

Principal Office in Canada, Montreal, P.Q.

Manager or Chief Executive Officer in Canada.—P. V. Raven, Montreal.

Chief or General Agent in Ontario.—Ralph M. Devins, 330 Bay St., Toronto.

Date of Incorporation.—1841. Date commenced business in Canada.—1868.

		PREMIUMS WRITTEN—CLAIMS INCURRED	
Assets in Canada.....	\$47,504,650	Premiums—Ontario (net).....	\$1,958,963
Ontario business in force (gross)...	54,829,910	Premiums—Canada (net).....	6,653,248
Canadian business in force (gross)...	194,493,976	Death Claims—Ontario (net)....	556,036
		Death Claims—Canada (net)....	1,832,586

NORTHWESTERN MUTUAL FIRE ASSOCIATION*

HEAD OFFICE, SEATTLE, WASH.

Principal Office in Canada, Hamilton, Ont.

Manager or Chief Executive Officer in Canada.—J. J. Allen.

Chief or General Agent in Ontario.—D. R. Thompson, Imperial Bldg., Hamilton, Ont.

Date of Incorporation.—1901. Date commenced business in Canada.—April 22, 1912.

		PREMIUMS WRITTEN—CLAIMS INCURRED	
Assets in Canada.....	\$948,509	Premiums—Ontario (net).....	\$226,488
Liabilities in Canada.....	487,510	Premiums—Canada (net).....	960,712
		Claims—Ontario (net).....	93,723
		Claims—Canada (net).....	384,417

THE PRUDENTIAL INSURANCE COMPANY OF AMERICA*

HEAD OFFICE, NEWARK, N.J.

Principal Office in Canada, Montreal, P.Q.

Manager or Chief Executive Officer in Canada.—Henry P. Douglas, Montreal.

Chief or General Agent in Ontario.—Walter Hammond, 1200 Bay St. (Room 3), Toronto.

Date of Incorporation.—1873. Date commenced business in Canada.—February 3, 1909.

		PREMIUMS WRITTEN—CLAIMS INCURRED	
<i>Life:</i>			
Assets in Canada.....	\$90,137,917	Premiums—Ontario (net).....	\$9,514,882
Ontario business in force (gross)...	268,827,129	Premiums—Canada (net).....	17,805,238
Canadian business in force (gross)...	515,532,337	Death Claims—Ontario (net)....	1,362,929
		Death Claims—Canada (net)....	2,877,058
<i>Other than Life:</i>			
Assets.....	\$63,104	Premiums—Ontario (net).....	\$2,302
Liabilities.....	1,640	Premiums—Canada (net).....	6,447
		Claims—Ontario (net).....	1,772
		Claims—Canada (net).....	2,008

*See note on page 1.

RETAIL HARDWARE MUTUAL FIRE INSURANCE COMPANY*

HEAD OFFICE, MINNEAPOLIS, MINN.

Principal Office in Canada, Winnipeg, Man.

Manager or Chief Executive Officer in Canada.—F. B. Dalgleish, Winnipeg.*Chief or General Agent in Ontario.*—H. H. Main, 210 Dundas St. W., Toronto.*Date of Incorporation.*—1899. *Date commenced business in Canada.*—August 18, 1920.

Assets in Canada.....	\$320,368	PREMIUMS WRITTEN—CLAIMS INCURRED	
Liabilities in Canada.....	141,224	Premiums—Ontario (net).....	\$108,172
		Premiums—Canada (net).....	275,533
		Claims—Ontario (net).....	32,164
		Claims—Canada (net).....	123,845

ROYAL GUARDIANS*

HEAD OFFICE, MONTREAL, QUE.

Officers.—President, John Hyde, Westmount, Que.; Vice-President, E. E. Workman; General Manager, W. F. Patterson, Montreal.*Directors.*—C. E. Ward, Montreal; W. H. Bardwell, Montreal; Lucien St. Mars, Longueuil; Rev. Frank Charters, Westmount; C. P. Wood, Westmount; H. W. Monsell, St. Lambert, Que.; E. E. Workman, Montreal; John Hyde, Westmount, Que.; A. T. Patterson, Montreal.*Chief or General Agent in Ontario.*—C. Gettings, 36 James St. S., Hamilton, Ont.*Date of Incorporation.*—1910. *Date commenced business in Canada.*—September 1, 1910.

PREMIUMS WRITTEN—CLAIMS INCURRED

<i>Life:</i>		<i>Life:</i>	
Assets in Canada.....	\$1,115,506	Premiums—Ontario (net).....	\$85,893
Ontario business in force (gross)...	2,666,546	Premiums—Canada (net).....	139,830
Canadian business in force (gross).	4,087,183	Death Claims—Ontario (net)...	8,477
		Death Claims—Canada (net)....	55,773
<i>Other than Life:</i>		<i>Other than Life:</i>	
Assets.....	\$21,125	Premiums—Ontario (net).....	\$2,255
Liabilities.....	8,788	Premiums—Canada (net).....	2,507
		Claims—Ontario (net).....	1,418
		Claims—Canada (net).....	1,596

STANDARD LIFE ASSURANCE COMPANY*

HEAD OFFICE, EDINBURGH, SCOTLAND

Principal Office in Canada, Montreal, Que.

Manager or Chief Executive Officer in Canada.—Wm. H. C. Kennedy, Montreal.*Chief or General Agent in Ontario.*—F. W. Doran, 24 King St. West, Toronto.*Date of Organization.*—1825. *Date commenced business in Canada.*—1846.

Assets in Canada.....	\$20,225,213	PREMIUMS WRITTEN—CLAIMS INCURRED	
Ontario business in force (gross)...	9,981,720	Premiums—Ontario (net).....	\$254,702
Canadian business in force (gross).	31,329,556	Premiums—Canada (net).....	909,552
		Death Claims—Ontario (net)...	214,420
		Death Claims—Canada (net)....	428,155

STATE LIFE INSURANCE COMPANY*

HEAD OFFICE, INDIANAPOLIS, INDIANA

Principal Office in Canada, Toronto, Ont.

Manager or Chief Executive Officer in Canada.—W. H. Hunter, Toronto.*Chief or General Agent in Ontario.*—W. H. Hunter, 9 Richmond St. East, Toronto.*Date of Incorporation.*—1894. *Date commenced business in Canada.*—1904.

Assets in Canada.....	\$449,312	PREMIUMS WRITTEN—CLAIMS INCURRED	
Ontario business in force (gross)...	1,264,892	Premiums—Ontario (net).....	\$18,244
Canadian business in force (gross).	1,380,418	Premiums—Canada (net).....	40,001
		Death Claims—Ontario (net)...	21,623
		Death Claims—Canada (net)....	31,623

*See note on page 1.

UNION MUTUAL LIFE INSURANCE COMPANY*

HEAD OFFICE, PORTLAND, MAINE

Principal Office in Canada, Montreal, Que.

Manager or Chief Executive Officer in Canada.—Henri E. Morin, Montreal.

Chief or General Agent in Ontario.—Edwin J. Atkinson, Federal Bldg., Toronto.

Date of Incorporation.—1848. *Date commenced business in Canada.*—October 12, 1868.

Assets in Canada.....	\$2,767,509	PREMIUMS WRITTEN—CLAIMS INCURRED	
Ontario business in force (gross)...	543,826	Premiums—Ontario (net).....	\$14,951
Canadian business in force (gross)...	7,612,364	Premiums—Canada (net).....	250,452
		Death Claims—Ontario (net)....	21,698
		Death Claims—Canada (net)....	172,344

UNITED MUTUAL FIRE INSURANCE COMPANY*

HEAD OFFICE, BOSTON, MASS.

Principal Office in Canada, Toronto, Ont.

Manager or Chief Executive Officer in Canada.—E. S. Ryder, Toronto.

Chief or General Agent in Ontario.—E. S. Ryder, Confederation Life Building, Toronto.

Date of Incorporation.—1908. *Date commenced business in Canada.*—April 3, 1925.

Assets in Canada.....	\$91,319	PREMIUMS WRITTEN—CLAIMS INCURRED	
Liabilities in Canada.....	54,769	Premiums—Ontario (net).....	\$33,329
		Premiums—Canada (net).....	107,580
		Claims—Ontario (net).....	24,258
		Claims—Canada (net).....	52,088

*See note on page 1.

C

CASH MUTUAL INSURANCE
CORPORATIONS

C

THE ECONOMICAL MUTUAL FIRE INSURANCE COMPANY

HEAD OFFICE, KITCHENER, ONT.

Commenced Business 28th October, 1871

OFFICERS AND DIRECTORS (1932)

Officers.—President, Geo. C. H. Lang; Vice-President, L. J. Breithaupt; Manager, W. H. Schmalz, Kitchener; Secretary-Treasurer, F. W. Snyder.

Directors.—Geo. C. H. Lang, Kitchener; L. J. Breithaupt, Kitchener; Hartman Krug' Kitchener; W. H. Schmalz, Kitchener; W. D. Euler, M.P., Kitchener; H. J. Sims, Kitchener; W. J. Motz, Kitchener; Carl Kranz, Kitchener; Henry Knell, Kitchener.

Auditors.—J. M. Scully, Kitchener; J. A. Law, Kitchener.

Unassessed balance of Premium Notes, \$212,901.23

Statement for Year Ending 31st December, 1931

Assets

Book value of real estate.....		\$60,000 00
Mortgage loans on real estate.....		362,986 11
Bonds, debentures and stocks (including Ontario Government deposit). (Schedule "C").....		1,172,287 25
Cash on hand at head office.....	\$25,575 86	
deposit in Bank of Montreal, Kitchener.....	12,321 33	
Amount of agents' balances.....		37,897 19
reinsurance on losses.....		28,567 79
accrued interest.....		5,025 43
		17,878 09
Total Assets.....		<u>\$1,684,641 86</u>

Liabilities

Amount of reserve of unearned premiums carried out at 80 per cent.....		\$188,738 10
losses supposed or reported.....		9,462 04
agents' credit balances.....		667 34
taxes accrued.....		5,039 27
surplus of assets over liabilities.....		1,480,735 11
Total Liabilities.....		<u>\$1,684,641 86</u>

Receipts

Cash balance at 31st December, 1930 (not extended), \$28,613.05.....		
Cash received as cash payments and instalments due in 1931.....		\$65,677 72
premiums on cash systems.....		294,444 18
interest.....		87,453 68
agents' balances at 1930 received in 1931.....		34,416 59
reinsurance on losses.....		23,292 33
from investments (not extended), \$145,661.28.....		
Total Receipts.....		<u>\$505,284 50</u>

Expenditure

Expenses of management:		
Commissions, \$66,369.20; law costs, \$252.95; fuel and light, \$634.10; investigation of claims, \$3,596.83; license fee, \$300.00; Fire Marshal tax, \$910.89; taxes, \$4,589.16; salaries and fees, \$55,915.00; printing, postage, etc., \$10,209.24; other expenses, \$5,065.80.....		\$147,843 17
Miscellaneous payments:		
Cash paid for losses.....		213,586 05
reinsurance.....		42,307 30
rebate, abatement and returned premiums.....		37,875 94
Total Expenditure.....		<u>\$441,612 46</u>

Currency of Risks

Amount covered by Policies in force, 31st December, 1931				
	System	One Year or Less	Three Years	Total
Mutual.....		\$18,553,400 00	\$6,614,745 00	\$6,614,745 00
Cash.....			31,653,784 00	50,207,184 00
Totals.....		\$18,553,400 00	\$38,268,529 00	\$56,821,929 00
Reinsurance				
Mutual.....			\$1,634,399 95	\$1,634,399 95
Cash.....		\$1,562,466 26	707,264 14	1,269,730 40
Total Reinsurance.....		\$1,562,466 26	\$2,341,644 09	\$3,904,130 35
Net risks carried by Company, 31st December, 1931.....		\$16,990,933 74	\$35,926,864 91	\$52,917,798 65

Movement in Risks

Fire Risks—Mutual System			
		Number	Amount
Policies in force, 31st December, 1930.....		2,623	\$6,748,922 00
Policies new and renewed during 1931.....		994	2,610,688 00
Gross number during 1931.....		3,617	\$9,359,610 00
Less expired and cancelled in 1931.....		1,124	2,744,865 00
Net risks in force on mutual system, 31st December, 1931.....		2,493	\$6,614,745 00
Fire Risks—Cash System			
Policies in force, 31st December, 1930.....		27,080	\$47,284,115 00
Policies new and renewed during 1931.....		11,754	22,070,487 00
Gross number during 1931.....		38,834	\$69,354,602 00
Less expired and cancelled in 1931.....		11,083	19,147,418 00
Net risks in force on cash system, 31st December, 1931.....		27,751	\$50,207,184 00

Schedule "C"

Bonds, Debentures and Stocks Owned by the Company

	Par Value	Book Value
Dominion of Canada, 5%, 1943.....	\$6,000 00	\$6,000 00
Canadian National Railway Co., 4½%, 1954.....	10,000 00	9,612 50
Canadian National Railway Co., 5%, 1954.....	65,000 00	65,000 00
Province of British Columbia, 4½%, 1941.....	30,000 00	28,876 58
Province of Alberta, 4½%, 1950.....	30,000 00	28,488 00
Province of Alberta, 4½%, 1960.....	40,000 00	37,190 00
Province of British Columbia, 4½%, 1960.....	10,000 00	9,950 00
Canadian Northern Pacific Railway, 4%, 1950.....	121,666 66	101,894 07
Pacific Great East Railway Co., 4½%, 1942.....	40,000 00	38,224 07
Town of Timmins, 5%, 1954.....	10,000 00	10,000 00
Canadian Northern Pacific Railway Co., 4%, 1950.....	16,254 66	13,964 24
Jewish Hospital Co. Campaign, 5%, 1949.....	35,000 00	34,215 47
City of Kitchener, 5½%, 1936.....	4,287 99	4,287 99
City of Kitchener, 6%, 1947.....	2,203 33	2,203 33
City of Peterborough, 5½%, 1949.....	12,000 00	12,000 00
Roman Catholic Separate Schools (Windsor), 5½%, 1950.....	28,200 20	27,882 89
City of Kitchener, 5%, 1941.....	12,801 75	12,801 75
City of Kitchener, 5%, 1959.....	30,376 66	29,496 65
City of Kitchener, 5%, 1959.....	25,000 00	24,092 80
City of Vancouver, 5%, 1945.....	25,000 00	24,911 70
Town of Berlin, 4½%, 1937.....	1,460 06	1,460 06
Town of Berlin, 5%, 1937.....	3,273 20	3,273 20
Town of Berlin, 4½%, 1939.....	7,693 69	7,693 69
Town of Kenora, 5%, 1940.....	10,000 00	10,000 00
Town of Mimico, 5%, 1948.....	30,086 78	30,336 89
Township of Etobicoke, 5½%, 1941.....	30,445 93	31,337 62
Township of York, 5%, 1940.....	19,000 00	18,529 86
Township of Sandwich East, 5%, 1953.....	15,000 00	13,198 40
Township of North York, 5%, 1960.....	24,134 40	24,066 89
Township of Scarborough, 5%, 1941.....	25,010 95	24,785 95
St. Maurice Valley Corp., 5½%, 1957.....	25,000 00	23,187 50
Abitibi Power & Paper Co., 5%, 1953.....	30,000 00	25,650 00
Canada Steamship Lines, Ltd., 6%, 1941.....	25,000 00	24,437 50
Northwestern Power Co., Ltd., 6%, 1960.....	15,000 00	14,701 24
Canada Northern Power Co., Ltd., 5%, 1953.....	10,000 00	9,250 00
Ontario Power Service Corp., 5½%, 1950.....	15,000 00	13,639 86
Calgary Power Co., Ltd., 5%, 1960.....	15,000 00	14,025 00
MacLaren Quebec Power Co., 5½%, 1961.....	10,000 00	9,250 00
Gatineau Power Co., 5%, 1956.....	25,000 00	23,062 50
Ontario Power Service Corp., 5½%, 1950.....	10,000 00	9,082 32
Canada Northern Power Corp., 5%, 1953.....	5,000 00	4,475 00
Waterloo Trust & Savings Co., 5%, 1933.....	50,000 00	50,000 00
Great West Saddleby Co., Ltd., 6%, 1948.....	30,000 00	29,700 00
Matthews Steamship Co., Ltd., 6%, 1941.....	25,000 00	25,203 90
Port Alfred Pulp & Paper Co., 5½%, 1957.....	25,000 00	25,050 84
Dominion Tar & Chemical Co., 6%, 1949.....	25,000 00	25,000 00
Simpsons, Ltd., 6%, 1949.....	25,000 00	24,875 00
Canada Gypsum & Alabastine, 5½%, 1948.....	25,000 00	24,339 60

Schedule "C"—Continued

Bonds, Debentures and Stocks Owned by the Company

	Par Value	Book Value
British American Oil Co., Ltd., 5%, 1945.....	5,000 00	4,987 50
McColl-Frontenac Oil Co., Ltd., 6%, 1949.....	10,000 00	9,900 00
Famous Players Canadian Corp., Ltd., 6%, 1948.....	15,000 00	15,000 00
Economic Investment Trust, Ltd., 5%, 1957.....	10,000 00	9,362 50
Maple Leaf Milling Co., Ltd., 5½%, 1949.....	10,000 00	9,600 00
British American Oil Co., Ltd., 5%, 1945.....	15,000 00	14,400 00
Dominion Realty Co., 5½%, 1945.....	25,000 00	24,875 00
McColl-Frontenac Oil Co., Ltd., 6%, 1949.....	5,000 00	4,950 00
Canadian Pacific Railway Co.....	21,000 00	47,539 33
Mercury Mills, Ltd.....	10,000 00	9,300 00
Waterloo Trust & Savings Co.....	10,000 00	12,500 00
International Milling Co.....	15,000 00	15,225 00
	\$1,260,896 26	\$1,238,404 19
Less—investment reserve.....		66,116 94
		\$1,172,287 25

GORE DISTRICT MUTUAL FIRE INSURANCE COMPANY

HEAD OFFICE, GALT, ONT.

Commenced Business, 10th October, 1839

OFFICERS AND DIRECTORS (1932)

Officers.—President, Alex. R. Goldie; Vice-President, John R. Blake; Manager, John N. MacKendrick, Galt.

Directors.—Alex. R. Goldie, Guelph; Jno. R. Blake, Galt; W. K. George, Toronto; A. E. Watson, Ayr; J. N. MacKendrick, Galt; F. S. Jarvis, Galt; James D. Allan, Galt; H. L. McCulloch, Galt; C. Gordon Cockshutt, Brantford.

Auditors.—Thorne, Mulholland, Howson & McPherson, Toronto.

Unassessed balance of Premium Notes, \$175,137.00

Statement for Year Ending 31st December, 1931

Assets

Book value of real estate.....		\$30,000 00
Mortgage loans and real estate.....		179,929 25
Book value bonds and debentures (including Ontario Government deposit). (See Schedule "C").....		1,428,113 20
Cash on hand at head office.....	\$4,462 04	
Cash on deposit in Canadian Bank of Commerce, Galt.....	9,713 39	
" Bank of Toronto, Galt.....	1,209 89	
" Waterloo Trust & Savings Co., Galt.....	2,236 61	
Amount of agents' balances (net).....		17,621 93
" reinsurance on losses.....		17,804 59
" interest accrued.....		4,835 84
		29,176 91
Total Assets.....		\$1,707,481 72

Liabilities

Amount of supposed or reported loss.....		\$10,065 86
reserve of unearned premiums, \$260,412.49, carried out at 80 per cent....		208,329 99
Total Liabilities.....		\$218,395 85

Receipts

Cash balance at 31st December, 1930 (not extended), \$49,094.19.....		
Cash received as cash payments and instalments.....		\$53,389 97
" premiums on cash system.....		263,608 58
" agents' balances of 1930 received in 1931.....		25,121 83
" interest (including rent).....		89,705 38
" reinsurance (on losses).....		40,376 29
" all other.....		96 50
" from mortgages and debenture investments (not extended), \$66,857.49.....		
Total Receipts.....		\$472,298 55

Expenditure

Expenses of management:	
Commissions, \$53,368.88; fuel and light, \$472.83; investigation of claims, \$2,961.03; license fee, \$300.00; Fire Marshal tax, \$808.78; travelling expenses, \$5,137.38; taxes, \$3,645.87; salaries and fees, \$45,905.00; printing, postage, etc., \$5,086.31; other expenses, \$5,041.17.....	\$122,727 25
Miscellaneous payments:	
Cash paid for losses which occurred prior to 1931.....	13,268 37
" losses which occurred during 1931.....	242,523 40
" reinsurance premiums.....	45,271 31
" rebate, abatement and returned premiums.....	21,155 13
" refund to members.....	10,911 59
" purchase of securities (not extended), \$114,771.25.....	
Total Expenditure.....	<u>\$455,857 05</u>

Currency of Risks

Amount covered by Policies in force, 31st December, 1931

	System	One Year or Less	Three Years	Total
Mutual.....			\$4,625,813 30	\$4,625,813 30
Cash.....		\$13,780,235 10	42,615,658 49	56,395,893 59
Total.....		<u>\$13,780,235 10</u>	<u>\$47,241,471 79</u>	<u>\$61,021,706 89</u>
Reinsurance				
On mutual system.....			\$840,326 00	\$840,326 00
Cash system.....		\$993,399 00	5,545,241 00	6,538,640 00
Total reinsurance.....		<u>\$993,399 00</u>	<u>\$6,385,567 00</u>	<u>\$7,378,966 00</u>
Net risks carried by Company, 31st December, 1931.....		<u>\$12,786,836 10</u>	<u>\$40,855,904 79</u>	<u>\$53,642,740 89</u>

Movement in Risks

	Mutual System	Number	Amount
Policies in force, 31st December, 1930.....		1,919	\$4,838,898 30
Policies new and renewed during 1931.....		658	1,611,993 31
Gross number during 1931.....		2,577	\$6,450,891 61
Less expired and cancelled in 1931.....		748	1,825,078 31
Net risks in force on mutual systems, 31st December, 1931.....		<u>1,829</u>	<u>\$4,625,813 30</u>
Cash System			
Policies in force, 31st December, 1930.....		26,381	\$57,126,185 85
Policies new and renewed during 1931.....		17,218	24,418,921 45
Gross number during 1931.....		43,599	\$81,545,107 30
Less expired and cancelled in 1931.....		16,627	25,149,213 71
Net risks in force, on cash system, 31st December, 1931.....		<u>26,972</u>	<u>\$56,395,893 59</u>

Schedule "C"

Bonds and Debentures Owned

	Par Value	Book Value
Fort William, 4 1/2 %, 1936.....	\$20,000 00	\$20,000 00
Midland, 4 1/2 %, 1932-36.....	8,085 19	8,085 19
Stratford, 4 1/2 %, 1939.....	4,000 00	4,000 00
Newmarket, 5 %, 1932-35.....	3,773 89	3,773 89
Smith's Falls, 5 %, 1932-36.....	4,627 30	4,627 30
East Flamboro, 5 %, 1932-41.....	4,771 88	4,771 88
Halton County, 4 %, 1932.....	2,122 55	223 55
Scarboro Township, 5 1/2 %, 1932-38.....	5,083 94	5,083 94
Hanover, 6 %, 1933-37.....	5,145 28	5,145 28
New Hamburg, 5 %, 1933.....	3,000 00	2,125 26
New Toronto, 6 %, 1932-44.....	11,078 42	10,745 10
Toronto, 6 %, 1943-50.....	23,000 00	23,000 00
Toronto, 6 %, 1943-50.....	37,000 00	37,000 00
Toronto, 6 %, 1943.....	58,000 00	58,000 00
Toronto, 6 %, 1945.....	70,000 00	70,000 00
Toronto, 6 %, 1947.....	75,000 00	75,000 00
Toronto, 6 %, 1948.....	63,000 00	63,000 00
Toronto, 6 %, 1949.....	81,000 00	81,000 00
Toronto, 6 %, 1950.....	40,000 00	40,000 00
Hamilton, 6 %, 1938.....	21,688 48	21,688 48
Galt, 6 %, 1940-62.....	50,000 00	50,000 00
Sault Ste. Marie, 6 %, 1936.....	17,000 00	17,739 50
Mimico, 6 %, 1939-42.....	1,827 38	1,921 16
Mimico, 6 %, 1939-42.....	4,576 21	4,811 26
Mimico, 6 %, 1938-42.....	4,329 15	4,545 69
Mimico, 6 %, 1939-42.....	7,130 98	7,483 63
Kitchener, 5 1/2 %, 1953.....	5,000 00	5,187 00
Kenora, 5 1/2 %, 1937.....	15,000 00	14,572 50
Kenora, 5 1/2 %, 1937.....	10,000 00	9,715 00
Fort Erie, 5 1/2 %, 1934-54.....	25,338 09	25,211 40
Peterborough, 5 %, 1943.....	25,000 00	25,000 00

Schedule "C"—Continued

Bonds and Debentures Owned

	Par Value	Book Value
Fort Frances, 5½%, 1934-46.....	\$30,000 00	\$30,743 60
Stratford, 5%, 1934-39.....	25,000 00	25,000 00
Welland, 5%, 1953-55.....	25,000 00	25,000 00
Fort William, 5%, 1957.....	30,000 00	29,925 00
Township of York, 5%, 1936.....	25,000 00	25,000 00
Oshawa, 5%, 1940-49.....	12,435 41	12,435 41
Galt, 5½%, 1933-43.....	10,536 96	10,983 41
North Bay, 5%, 1935-47.....	25,251 11	25,251 11
Waterdown, 5½%, 1932-57.....	14,100 81	14,966 31
Fort Frances, 5½%, 1945-47.....	10,072 15	10,691 18
Kenora, 5%, 1947-50.....	20,111 15	20,111 15
Teck Township, 5½%, 1934-35.....	7,054 71	7,204 25
Teck Township, 5½%, 1937-41.....	18,003 89	18,658 61
Bridgeburg, 5½%, 1934-43.....	15,262 90	15,501 09
York Township, 5%, 1932-37.....	20,000 00	19,646 00
North Bay—Roman Catholic School Bonds, 6%, 1940-49.....	13,422 12	13,593 11
Galt, 5%, 1932-45.....	23,841 44	23,818 43
Rainy River, 6%, 1932-45.....	15,138 98	15,398 96
Dryden, 5½%, 1952-53.....	11,091 87	11,091 87
Dryden, 5½%, 1954-55.....	2,871 28	2,871 28
Mimico, 5%, 1946-56.....	21,083 35	20,642 49
Can. Northern Railway Debenture Stock, 4%, 1934.....	7,728 25	6,346 68
Canadian National Railway Bonds, 5%, 1954.....	30,000 00	29,775 00
Canadian National Railway Bonds, 4½%, 1968.....	31,000 00	29,605 00
Canadian National Railway Bonds, 5%, 1969.....	25,000 00	24,625 00
Canadian National Railway Bonds, 4½%, 1951.....	58,000 00	54,096 25
Canada Permanent Mortgage Corp., 5%, 1937.....	10,000 00	10,000 00
Victoria Trust & Savings Co., 5%, 1938.....	10,000 00	10,000 00
Guelph & Ontario Investment Society, 5%, 1935.....	5,000 00	5,000 00
Ottawa Valley Power, 5½%, 1970.....	20,000 00	19,925 00
Province of Ontario, 6%, 1941.....	75,000 00	75,000 00
Province of Ontario, 6%, 1943.....	35,000 00	35,000 00
Province of Ontario, 6%, 1943.....	22,000 00	22,000 00
Dominion of Canada National Service Loan, 5%, 1941.....	25,000 00	24,750 00
	<u>\$1,434,595 11</u>	<u>\$1,428,113 20</u>

MILLERS NATIONAL INSURANCE COMPANY*

HEAD OFFICE, CHICAGO, ILL.

Principal Office in Canada, Toronto, Ont.

Manager or Chief Executive Officer in Canada.—H. Begg, Toronto, Ont.

Chief or General Agent in Ontario.—H. Begg, 14-24 Toronto St., Toronto, Ont.

Date of Incorporation.—1865. Date commenced business in Canada.—October 6, 1915.

Assets in Canada.....	\$221,097 94	PREMIUMS WRITTEN—CLAIMS INCURRED
Liabilities in Canada.....	93,411 81	Premiums—Ontario (net).....
		Premiums—Canada (net).....
		Claims—Ontario (net).....
		Claims—Canada (net).....
		\$92,008 95
		60,435 53
		70,968 44
		29,847 95

PERTH MUTUAL FIRE INSURANCE COMPANY

HEAD OFFICE, STRATFORD, ONT.

Commenced Business, 1st December, 1863

OFFICERS AND DIRECTORS (1932)

Officers.—President, G. G. McPherson; Vice-President, James Jones; Manager, Geo. Kay.

Directors.—G. G. McPherson, Stratford; James Jones, Mitchell; Alex. Fail, Stratford; J. P. King, Stratford; Ralph M. Trow, Stratford; H. W. Strudley, Stratford; A. W. Deacon, Stratford; J. A. Makins, Stratford; Geo. Kay, Stratford.

Auditors.—A. H. Alexander, Stratford; R. J. Moffatt, Stratford.

Unassessed balance of Premium Notes, \$121,420.93

*See note on page 1.

Statement for Year Ending 31st December, 1931

Assets

Book value of real estate.....		\$41,000	00
Mortgage loans on real estate.....		39,097	88
Par value of bonds and debentures (including Ontario Government deposit). (See Schedule "C").....		1,139,460	88
Cash at head office.....	\$7,323	21	
Cash deposited in Royal Bank, Stratford.....	4,296	03	
" Canadian Bank of Commerce, Stratford.....	3,097	80	
" Bank of Montreal, Stratford.....	3,671	19	
		18,388	23
Amount of agents' balances.....		22,150	37
" reinsurance on losses.....		1,728	87
Interest due and accrued.....		23,723	51
Total Assets.....		\$1,285,549	74

Liabilities

Amount of losses adjusted.....		\$2,979	50
" losses supposed or reported.....		10,926	16
" reserve of unearned premiums carried out at 80 per cent.....		173,099	62
" agents' credit balance.....		194	03
" taxes accrued.....		4,000	00
" bills discounted.....		1,285	54
" surplus of assets over liabilities.....		1,093,064	89
Total Liabilities.....		\$1,285,549	74

Receipts

Cash balance at 31st December, 1930 (not extended), \$19,729.19.....			
Cash received as cash payments and instalments due in 1931.....		\$40,138	69
" as premiums on cash system.....		222,667	43
" for interest.....		62,946	08
" for reinsurance on account of losses.....		60,546	04
" agents' balances of 1930 received in 1931.....		27,854	15
" all other.....		1,065	00
" from investment (not extended), \$6,997.03.....			
Total Receipts.....		\$415,217	39

Expenditure

Expenses of management:			
Commissions, \$50,875.38; law costs, \$247.56; fuel and light, \$448.84; investigation of claims, \$2,864.05; license fee, \$300.00; Fire Marshal tax, \$326.34; travelling expenses, \$1,690.40; taxes, \$4,369.72; salaries and fees, \$43,484.60; printing, postage, etc., \$4,544.11; other expenses, \$4,269.45.....		\$113,920	45
Miscellaneous payments:			
Cash paid for losses.....		232,705	25
" reinsurance.....		48,618	31
" rebates.....		21,913	49
" investments (not extended), \$6,397.88.....			
Total Expenditure.....		\$417,157	50

Currency of Risks

Amount covered by Policies in force 31st December, 1931

	One Year or Less	Three Years	Total
Mutual.....	\$5,969,755	00	\$5,969,755
Cash.....	\$9,363,739	00	52,190,855
Totals.....	\$9,363,739	00	\$48,796,871
			\$58,160,610
Reinsurance			
Mutual.....		\$1,552,832	00
Cash.....	\$1,942,123	00	7,176,850
Totals.....	\$1,942,123	00	\$8,729,682
			\$10,671,805
Net risks carried by Company, 31st December, 1931.....	\$7,421,616	00	\$40,067,189
			\$47,488,805

Movement in Risks

	Number	Amount
Mutual System		
Policies in force, 31st December, 1930.....	2,361	\$6,794,852
Policies new and renewed during 1931.....	674	1,892,591
Gross number during 1931.....	3,035	\$8,687,443
Less expired and cancelled in 1931.....	918	2,717,688
Net risks in force on mutual system, 31st December, 1931.....	2,117	\$5,969,755

Movement in Risks—Continued

Cash System	Number	Amount
Policies in force, 31st December, 1930.....	27,902	\$55,352,138 00
Policies new and renewed during 1931.....	13,718	23,790,791 00
Gross number during 1931.....	41,620	\$79,142,929 00
Less expired and cancelled in 1931.....	14,258	26,952,074 00
Net risks in force on cash system, 31st December, 1931.....	27,362	\$52,190,855 00

Schedule "C"

Bonds and Debentures Owned

	Par Value	Book Value
Ontario, 6%, 1941-43.....	\$105,000 00	\$105,000 00
Ontario, 4½%, 1946.....	6,000 00	6,000 00
Ontario, 5½%, 1942.....	45,000 00	45,000 00
Quebec, 4½%, 1956.....	44,000 00	44,000 00
Ontario, 6%, 1943.....	10,000 00	10,000 00
Ontario, 5%, 1948.....	49,000 00	49,000 00
Newfoundland, 5%, 1955.....	10,000 00	10,000 00
C. N. R., Dominion of Canada, 5%, 1937-38-54.....	189,000 00	189,000 00
Hydro-Electric Power, Ontario, 6%, 1941-61.....	40,000 00	40,000 00
Brandon, 5%, 1938.....	10,000 00	10,000 00
Mimico, 5%, 1941.....	4,520 78	4,520 78
Bluth, 5%, 1936.....	1,535 89	1,535 89
Hibbert, 5%, 1932.....	764 25	764 25
Mitchell, 5%, 1932-42.....	3,778 81	3,778 81
Tavistock, 5%, 1942.....	10,045 61	10,045 61
Stratford, 5%, 1944.....	15,000 00	15,000 00
Wallaceburg, 5½%, 1943.....	20,000 00	20,000 00
Barton, 5%, 1944.....	10,000 00	10,000 00
Owen Sound, 5%, 1935.....	15,000 00	15,000 00
Preston, 6%, 1941.....	6,179 11	6,179 11
Renfrew, 6%, 1941.....	8,488 98	8,488 98
Mimico, 6%, 1946.....	20,277 61	20,277 61
Renfrew, 5%, 1944-49.....	5,611 00	5,611 00
Fort William, 5%, 1948.....	10,000 00	10,000 00
Belleville, 6%, 1946.....	10,000 00	10,000 00
Mimico, 5½%, 1945.....	11,000 00	11,000 00
Mitchell, 5½%, 1938.....	10,000 00	10,000 00
Brantford, 5%, 1951.....	10,600 00	10,600 00
Stratford, 5%, 1946.....	20,500 00	20,500 00
North Bay, 5½%, 1939.....	10,000 00	10,000 00
Edmonton, 5%, 1946.....	10,000 00	10,000 00
Windsor, 5%, 1945.....	5,000 00	5,000 00
Smith's Falls, 5%, 1940.....	5,000 00	5,000 00
Montreal, 4½%, 1966.....	10,000 00	10,000 00
London, 4½%, 1943.....	8,000 00	8,000 00
Lincoln, 5½%, 1942.....	5,000 00	5,000 00
Vancouver, 5%, 1942.....	15,000 00	15,000 00
Stratford, 5%, 1944.....	15,000 00	15,000 00
Victoria, 5½%, 1942.....	15,000 00	15,000 00
Walkerville, 5%, 1945.....	13,766 79	13,766 79
Port Colborne, 4½%, 1938.....	10,308 41	10,308 41
Winnipeg, 5%, 1950.....	25,000 00	25,000 00
London, 5%, 1944.....	10,000 00	10,000 00
Lethbridge School, 6%, 1938.....	2,333 64	2,333 64
North Battleford School, 6%, 1943.....	10,000 00	10,000 00
Stratford Roman Catholic School, 5½%, 1952.....	5,000 00	5,000 00
Windsor Roman Catholic School, 5½%, 1956.....	4,000 00	4,000 00
Calgary School District, 5%, 1948.....	9,000 00	9,000 00
British Mortgage & Trust Corp., 5%, 1935.....	25,000 00	25,000 00
Mercury Mills, 5½%, 1953.....	25,000 00	25,000 00
United Grain Growers, 5%, 1948.....	25,000 00	25,000 00
Can. P. & P. Corp., 5½%, 1958.....	25,000 00	3,750 00
H. E. B. & S. Corp., 5%, 1957.....	25,000 00	25,000 00
Gatineau Power, 5%, 1956.....	25,000 00	25,000 00
Fraser Companies, 6%, 1950.....	25,000 00	25,000 00
Quebec Power, 5%, 1968.....	25,000 00	25,000 00
Con. Investment Corp., 4½%, 1959.....	25,000 00	25,000 00
British Columbia Power Corporation, 5½%, 1960.....	17,000 00	17,000 00
Ontario Power Service, 5½%, 1950.....	15,000 00	15,000 00
Montreal Tramways, 5%, 1955.....	15,000 00	15,000 00
	\$1,160,710 88	\$1,139,460 88

PORTAGE LA PRAIRIE MUTUAL INSURANCE COMPANY*

HEAD OFFICE, PORTAGE LA PRAIRIE, MANITOBA

Managing Director.—Stratton Whitaker, Portage La Prairie, Man.

Chief or General Agent in Ontario.—A. E. Wetmore, Dominion Bank Building, Toronto.

Incorporated Dominion of Canada, May, 1930. Commenced business in Ontario, February, 1931.

Assets in Canada..... \$797,338 20
 Liabilities in Canada..... 205,712 26

PREMIUMS WRITTEN—CLAIMS INCURRED
 Premiums—Ontario (net)..... \$106,723 17
 Premiums—Canada (net)..... 371,712 62
 Claims—Ontario (net)..... 14,077 14
 Claims—Canada (net)..... 225,769 47

See note on page 1.

WATERLOO MUTUAL FIRE INSURANCE COMPANY

HEAD OFFICE, WATERLOO, ONT.

Commenced Business 7th May, 1863

OFFICERS AND DIRECTORS (1932)

Officers.—President, W. G. Weichel; Vice-President, J. Howard Simpson; Manager, A. Foster.

Directors.—W. G. Weichel, Waterloo; E. J. Bauer, Waterloo; W. R. Bricker, Waterloo; J. H. Simpson, Guelph; Jos. Stauffer, Galt; A. Foster, Waterloo; Oscar Rumpel, Kitchener; Ford S. Kumpf, Waterloo; Wm. Henderson, Waterloo, Ont.

Auditors.—J. F. Scully, C.A., Waterloo; R. P. Uffelmann, C.A., Waterloo.

Unassessed balance of Premium Notes, \$191,158.66

Statement for Year Ending 31st December, 1931

Assets		
Book value of real estate.....		\$45,000 00
Mortgage loans on real estate.....		20,200 00
Book value of bonds and debentures (including Ontario Government deposit). (See Schedule "C").....		1,526,169 45
Cash at Head Office.....	\$10,882 87	
Cash deposited in Bank of Toronto, Waterloo.....	394 08	
" Montreal Bank, Waterloo.....	6,553 88	
" Royal Bank, Waterloo.....	487 80	
" Bank of Commerce, Waterloo.....	4,644 25	
" Waterloo Trust & Savings Co.....	856 81	
Amount of agents' balances.....		23,819 69
" accrued interest.....		30,529 67
		13,766 69
Total Assets.....		\$1,659,485 50

Liabilities		
Amount of losses supposed or reported.....		\$22,825 90
" reserve of unearned premiums carried out at 80 per cent.....		270,659 24
" investment reserve.....		60,000 00
" agents' credit balances.....		161 63
" taxes accrued.....		4,384 15
" bills discounted.....		19,976 32
" surplus of assets over liabilities.....		1,281,478 26
Total Liabilities.....		\$1,659,485 50

Receipts

Cash balance at 31st December, 1930 (not extended), \$30,489.69.....		
Cash received as cash payments and instalments due in 1931.....		\$62,706 28
" agents' balances of 1930 received in 1931.....		6,965 40
" premium on cash system.....		333,753 76
" interest.....		84,229 13
" reinsurance on losses.....		59,463 37
" all other.....		21,939 90
" from matured investments (not extended), \$122,409.36.....		
Total Receipts.....		\$569,057 84

Expenditure

Expenses of management:		
Commissions, \$79,523.53; law costs, \$329.71; fuel and light, \$590.74; investigation of claims, \$8,163.14; assessment and fees, \$5,894.44; Fire Marshal tax, \$944.33; travelling expenses, \$1,466.07; taxes, \$3,334.13; salaries and fees, \$300.00; printing, postage, etc., \$4,354.42; other expenses, \$49,527.90.....		\$154,428 41
Miscellaneous payments:		
Cash paid for losses.....		351,690 81
" reinsurance.....		55,432 65
" rebate, abatement and premiums.....		40,223 13
" all other.....		2,418 90
" for purchase of investments (not extended), \$93,943.30.....		
Total Expenditure.....		\$604,193 90

Currency of Risks

Amount covered by Policies in force, 31st December, 1931

System	One Year or Less	Three Years	Total
Mutual.....		\$6,689,765 00	\$6,689,765 00
Cash.....	\$13,033,570 00	65,710,563 00	78,744,133 00
Total.....	\$13,033,570 00	\$72,400,328 00	\$85,433,898 00
Reinsurance			
Mutual.....		\$1,482,898 00	\$1,482,898 00
Cash.....	\$709,425 00	9,579,314 00	\$10,288,739 00
Total.....	\$709,425 00	\$11,062,212 00	\$11,771,637 00
Net risks carried by Company, 31st December, 1931.....	\$12,324,145 00	\$61,338,116 00	\$73,662,261 00

Movement in Risks

	Mutual System	Number	Amount
Policies in force, 31st December, 1930.....	2,846	\$7,031,515	00
Policies new and renewed during 1931.....	954	2,400,205	00
Gross number during 1931.....	3,800	\$9,431,720	00
Less expired and cancelled in 1931.....	1,034	2,741,955	00
Net risks in force on mutual system, 31st December, 1931.....	2,766	\$6,689,765	00
	Cash System		
Policies in force, 31st December, 1930.....	41,453	\$80,725,338	00
Policies new and renewed during 1931.....	22,106	36,467,121	00
Gross number during 1931.....	63,559	\$117,192,459	00
Less expired and cancelled in 1931.....	22,675	38,448,326	00
Net risks in force on cash system, 31st December, 1931.....	40,884	\$78,744,133	00

Schedule "C"

Bonds and Debentures Owned

	Par Value	Book Value
Province of British Columbia, 6%, 1946.....	\$50,000 00	\$50,000 00
Canadian Northern Railway Co., 3 1/2%, 1958.....	38,933 33	38,933 33
Canadian Northern Western Railway, 4 1/2%, 1942.....	5,000 00	5,000 00
Canadian Northern Pacific Railway, 4 1/2%, 1950.....	31,633 33	31,633 33
Canadian Northern Pacific Railway, 4 1/2%, 1950.....	22,386 66	22,386 66
Canadian Northern Pacific Railway, 4%, 1950.....	1,460 00	1,460 00
City of Belleville, 5%, 1957.....	11,195 76	11,195 76
City of Brantford, 4%, 1941.....	10,000 00	10,000 00
City of Brantford, 6%, 1951.....	5,800 00	5,800 00
City of Edmonton, 5%, 1933.....	4,866 66	4,866 66
City of Edmonton, 5 1/2%, 1945.....	15,000 00	15,000 00
City of Edmonton, 5 1/2%, 1945.....	10,000 00	10,000 00
City of Fort William, 6%, 1953.....	35,000 00	35,000 00
City of Kitchener, 4%, 1933.....	387 95	387 95
City of Kitchener, 5 1/2%, 1944.....	2,000 00	2,000 00
City of Kitchener, 5 1/2%, 1944.....	9,261 51	9,261 51
City of Kitchener, 5 1/2%, 1952.....	5,000 00	5,000 00
City of London, 6%, 1948.....	2,000 00	2,000 00
City of Montreal, 4 1/2%, 1953.....	48,666 66	48,666 66
City of Moosejaw, 5%, 1951.....	9,733 33	9,733 33
City of Moosejaw, 5%, 1957.....	25,000 00	25,000 00
City of Moosejaw, 5%, 1939.....	6,666 64	6,666 64
City of Oshawa, 5%, 1953.....	10,008 28	10,008 28
City of Sault Ste. Marie, 5 1/2%, 1952.....	10,000 00	10,000 00
City of Sydney, 5 1/2%, 1954.....	10,000 00	10,000 00
City of Toronto, 5 1/2%, 1950.....	4,000 00	4,000 00
City of Toronto, 5 1/2%, 1951.....	2,000 00	2,000 00
City of Toronto, 6%, 1946.....	45,000 00	45,000 00
City of Toronto, 4%, 1948.....	14,113 33	14,113 33
City of Toronto, 5%, 1950.....	25,000 00	25,000 00
City of Toronto, 4 1/2%, 1955.....	15,000 00	15,000 00
City of Toronto, 4 1/2%, 1960.....	61,000 00	61,000 00
City of Toronto, 5 1/2%, 1950.....	1,000 00	1,000 00
Town of Bridgeburg, 5 1/2%, 1943.....	15,000 00	15,000 00
Town of Carleton Place, 5 1/2%, 1952.....	9,431 58	9,431 58
Town of Eastview, 5 1/2%, 1943-44.....	21,573 35	21,573 35
Town of Hanover, 6%, 1942.....	1,151 49	1,151 49
Town of Kenora, 5%, 1957.....	25,062 10	25,062 10
Town of Kenora, 5 1/2%, 1953.....	24,375 37	24,375 37
Town of Melville, 5 1/2%, 1959.....	1,889 14	1,889 14
Town of Mimico, 5 1/2%, 1954.....	10,385 00	10,385 00
Town of Mimico, 5%, 1955.....	16,512 50	16,512 50
Town of Minnedosa, 5%, 1941.....	4,000 00	4,000 00
Town of MacLeod, 4%, 1974.....	8,491 22	8,491 22
Town of Preston, 5 1/2%, 1939.....	12,036 00	12,036 00
Town of Preston, 5 1/2%, 1943.....	3,456 70	3,456 70
Town of Renfrew, 5%, 1942.....	5,653 17	5,653 17
Town of Sandwich, 5 1/2%, 1946.....	4,679 54	4,679 54
Town of Sandwich, 6%, 1939.....	12,000 00	12,000 00
Town of Swift Current, 3% (indefinite).....	16,000 00	16,000 00
Town of Walkerville, 6%, 1947.....	38,286 42	38,286 42
Town of Waterloo, 6 1/2%, 1951.....	4,707 55	4,707 55
Town of Waterloo, 4%, 1935.....	733 55	733 55
Town of Wingham, 6%, 1942.....	10,000 00	10,000 00
Village of Chippawa, 5 1/2%, 1944.....	9,252 52	9,252 52
Village of Forest Hill, 5%, 1937-41.....	13,114 67	13,114 67
Village of Fort Erie, 5 1/2%, 1944-54.....	18,618 10	18,618 10
Village of Port Dover, 5 1/2%, 1953.....	6,579 25	6,579 25
County of Carleton, 6%, 1940.....	1,000 00	1,000 00
County of Richmond, 4%, 1943.....	10,000 00	10,000 00
Municipality of Lavalee, 6%, 1952.....	7,055 91	7,055 91
Greater Winnipeg Water District, 6%, 1951.....	50,000 00	50,000 00
Township of Sandwich East, 5 1/2%, 1947.....	10,000 00	10,000 00
Township of East York, 5%, 1957.....	11,514 82	11,514 82
Township of Waterloo, 5%, 1944.....	9,045 18	9,045 18
Township of Waterloo, 5%, 1940.....	4,451 12	4,451 12
Township of York, 5%, 1946.....	9,981 91	9,981 91
School District of Aneroid, 7%, 1936.....	1,912 31	1,912 31
School District of Balcarres, 6%, 1931.....	475 00	475 00
School District of Blaine Lake, 6 3/4%, 1934.....	450 00	450 00

Schedule "C"—Continued
Bonds and Debentures Owned

	Par Value	Book Value
School District of Brant, 6%, 1934.....	\$2,150 00	\$2,150 00
School District of Craik, 5½%, 1938.....	3,200 00	3,200 00
School District of Elsas, 7½%, 1934.....	2,299 91	2,299 91
School District of Fleming, 5%, 1941.....	5,133 34	5,133 34
School District of Francis, 5½%, 1938.....	2,800 00	2,800 00
School District of Hanley, 5%, 1939.....	4,266 67	4,266 67
School District of Herbert, 5½%, 1932.....	1,600 00	1,600 00
School District of Innisfree, 7%, 1934.....	600 00	600 00
School District of Lethbridge, 5%, 1935.....	1,066 84	1,066 84
School District of Melville, 5½%, 1942.....	4,400 00	4,400 00
School District of Morse, 6½%, 1933.....	1,000 00	1,000 00
School District of Neudorf, 6%, 1933.....	500 00	500 00
School District of Penhold, 7%, 1934.....	975 00	975 00
School District of Portreeve, 8%, 1934.....	1,587 56	1,587 56
Roman Catholic Schools of Quebec, 5%, 1955.....	36,000 00	30,000 00
School District of Redcliffe, 3%, 1975.....	5,447 23	5,447 23
School District of Shaunavon, 7½%, 1935.....	4,915 27	4,915 27
School District of Sinaltala, 6%, 1942.....	2,280 00	2,280 00
School District of Stettler, 5½%, 1942.....	3,666 66	3,666 66
School District of Taber, 4%, 1970.....	9,380 04	9,380 04
Beauharnois Power Corp., Ltd., 6%, 1959.....	25,000 00	24,832 31
Canada Steamship Lines, 6%, 1941.....	10,000 00	10,000 00
Detroit International Bridge Co., 6½%, 1952.....	15,000 00	15,000 00
Mathews Steamship Co., Ltd., 6%, 1940.....	10,000 00	10,000 00
Northwestern Power Co., Ltd., 6%, 1960.....	25,000 00	24,339 46
Ontario Power Service Corp., Ltd., 5½%, 1950.....	25,000 00	23,350 05
United Gas & Fuel Co., Ltd., 5½%, 1948.....	10,000 00	10,000 00
McLaren Quebec Power Co., 5½%, 1961.....	25,000 00	23,444 56
Gatineau Power Co., 5%, 1956.....	25,000 00	18,827 07
Canada Permanent Mortgage Corp., 5%, 1932.....	10,000 00	10,000 00
Waterloo Trust & Savings Co., 5%, 1931-1932.....	50,000 00	50,000 00
Abitibi Power & Paper Co., Ltd., 5%, 1935.....	10,000 00	8,532 63
Arnold Bros., Ltd., 6%, 1947.....	5,000 00	5,000 00
Burns & Co., Ltd., 5½%, 1948.....	15,000 00	15,000 00
Canada Gypsum & Alabastine, Ltd., 5½%, 1948.....	20,000 00	19,575 86
Consumers Glass Co., Ltd., 5%, 1948.....	15,000 00	14,338 01
Dominion Tar & Chemical Co., Ltd., 6%, 1949.....	10,000 00	10,000 00
T. Eaton Realty Co., 5%, 1949.....	10,000 00	9,550 80
Fraser Companies, Ltd., 6%, 1950.....	25,000 00	25,000 00
General Steelwares, Ltd., 6%, 1952.....	20,000 00	20,000 00
Great Lakes Paper Co., Ltd., 6%, 1950.....	10,000 00	10,000 00
Great West Saddlery Co., Ltd., 6%, 1948.....	10,000 00	10,000 00
Howard Smith Paper Mills, Ltd., 5½%, 1953.....	10,000 00	9,693 73
Maple Leaf Milling Co., Ltd., 5%, 1949.....	25,000 00	23,679 26
Montreal Apartments, Ltd., 5½%, 1948.....	20,000 00	18,676 60
McCull-Fontenac Oil Co., Ltd., 6%, 1949.....	20,000 00	19,783 29
North American Elevators, Ltd., 6½%, 1950.....	10,000 00	9,738 08
Rolland Paper Co., Ltd., 5½%, 1948.....	10,000 00	9,684 12
Simpson's, Ltd., 6%, 1949.....	25,000 00	24,866 19
	<u>\$1,543,257 43</u>	<u>\$1,526,169 45</u>

WAWANESA MUTUAL INSURANCE COMPANY*

HEAD OFFICE, WAWANESA, MAN.

Officers.—President, S. H. Henderson; Vice-President, R. Wallace; Secretary, Treasurer, E. L. McDonald, all of Wawanesa, Man.

Directors.—S. H. Henderson, R. Wallace, S. Reid, A. J. Elliott, G. H. Stephens, A. D. Naismith, J. M. Ross, J. G. Fraser, C. M. Vanstone, all of Wawanesa, Man.

Date of Incorporation.—Manitoba, 1896. Dominion of Canada, 1929. *Commenced business in Ontario.*—1930.

Total admitted assets.....	\$1,409,277
Total liabilities.....	604,772
† Surplus protection of policyholders	804,505

PREMIUMS WRITTEN—CLAIMS INCURRED	
Premiums—Ontario (net).....	\$264,245
Premiums—Total business (net)...	904,404
Claims—Ontario (net).....	85,323
Claims—Total business (net)....	490,719

See note on page 1.

† Not including unassessed balance of Premium Notes, \$1,690,994.70.

D

FRATERNAL SOCIETIES

D

AID ASSOCIATION FOR LUTHERANS*

HEAD OFFICE, APPLETON, WIS.

Manager or Chief Executive Officer in Canada.—Ernest Hahn, 274 Concord Ave., Toronto, Ont.
Chief or General Agent in Ontario.—Ernest Hahn, 274 Concord Ave., Toronto, Ont.

	PREMIUMS WRITTEN—CLAIMS INCURRED
Assets.....	\$12,821,023
Ontario insurance in force (gross)...	60,500
Canadian insurance in force (gross)...	342,000
Total insurance in force (gross).....	119,712,569
	Premiums—Ontario (net)..... \$1,501
	Premiums—Canada (net)..... 5,536
	Premiums—Total (net)..... 2,941,441
	Benefits paid—Ontario (net)..... 167
	Benefits paid—Canada (net)..... 723
	Benefits paid—Total (net)..... 1,430,490

ALLIANCE NATIONALE*

HEAD OFFICE, MONTREAL, P.Q.

Officers.—President and General Director, Chas. Duquette, Montreal; 1st Vice-President, Dr. P. H. Bedard, Quebec; General Secretary, Georges Monet, Montreal; General Treasurer, Alfred St. Cyr, Montreal; Chief Medical Officer, Yvon Laurier, M.D.; Legal Adviser, Eug. H. Godin, C.R.

Directors.—Joseph Contant, Montreal; Hon. E. L. Patenaude, Montreal; F. A. Labelle, M.P., Hull; Hormisdas Delorme, Montreal; Francis Fauteaux, Montreal; L. A. Lavaillae, K.C., Montreal; F. C. Laberge, Montreal; Dolbe Viau Horn; Hector Cypihot, M.D.

Chief or General Agent in Ontario.—Lyman Lee, Merchants Bank Chambers, Hamilton, Ont.

	PREMIUMS WRITTEN—CLAIMS INCURRED
Assets.....	\$11,379,046
Ontario insurance in force (gross)...	442,526
Canadian insurance in force (gross)...	27,832,877
Total insurance in force (gross).....	30,572,094
	Premiums—Ontario (net)..... \$14,514
	Premiums—Canada (net)..... 1,449,517
	Premiums—Total..... 1,544,031
	Benefits paid—Ontario (net)..... 6,210
	Benefits paid—Canada (net)..... 865,213
	Total benefits paid (net)..... 924,753

SUBSIDIARY HIGH COURT OF THE ANCIENT ORDER OF FORESTERS*

HEAD OFFICE, TORONTO, ONT.

Officers.—High Chief Ranger, A. L. Woonton, London, Ont.; High Sub-Chief Ranger, W. J. McDowell, Ottawa, Ont.; High Chief Treasurer, C. Fry, Toronto, Ont.; High Court Medical Examiner, Dr. W. J. Defries, Toronto, Ont.; High Court Senior Woodward, A. E. Harlock, Mimico, Ont.; High Court Junior Woodward, J. W. B. Ford, Hamilton, Ont.; High Court Senior Beadle, J. M. Coutts, Winnipeg, Man.; High Court Junior Beadle, C. W. Rogers, Windsor, Ont.

	PREMIUMS WRITTEN—CLAIMS INCURRED
Assets.....	\$1,785,911
Ontario insurance in force (gross)...	3,573,697
Canadian insurance in force (gross)...	4,764,928
	Premiums—Ontario (net)..... \$239,626
	Premiums—Canada (net)..... 319,502
	Benefits paid—Ontario (net)..... 159,374
	Benefits paid—Canada (net)..... 212,498

LA SOCIETE DES ARTISANS CANADIENS-FRANCAIS*

HEAD OFFICE, MONTREAL, QUE.

Officers.—President, Rodolphe Bedard, Outremont; Secretary-Treasurer (*pro tem*), Euclide Desjarlais, Montreal.

Directors.—J. E. Daoust, Montreal; Dr. E. Hurtubise, Montreal; Euclide Desjarlais, Montreal; Dr. J. D. Gauthier, Montreal; J. S. Mathieu, Montreal; J. E. Belanger, Montreal; J. A. Bêlec, Montreal, Remi Lachance, Montreal; Eugene Chartier, Saint Hyacinth, Que.

Chief or General Agent in Ontario.—Hon. Gustave Lacosse, M.D., Tecumseh, Ont.

	PREMIUMS WRITTEN—CLAIMS INCURRED
Assets.....	\$13,064,323
Ontario business in force (gross)...	1,573,023
Canadian business in force (gross)...	31,401,928
Total business in force (gross).....	46,211,740
	Premiums—Ontario (net)..... \$35,616
	Premiums—Canada (net)..... 976,134
	Premiums—Total..... 1,353,432
	Benefits—Ontario (net)..... 26,064
	Benefits—Canada (net)..... 573,610
	Total benefits paid..... 783,149

*See note on page 1.

THE GRAND COUNCIL OF THE CANADIAN ORDER OF CHOSEN FRIENDS

HEAD OFFICE, HAMILTON, ONT.

Incorporated.—June 1st, 1887

Officers.—Grand Councillor, Albert Chevalier, Montreal, Que.; Secretary-Treasurer, C. H. Fitch, Hamilton, Ont.

Auditors.—A. M. Legg, London, Ont.; C. L. Bass, Toronto, Ont.

Actuary.—Prof. M. A. Mackenzie, Toronto, Ont.

GOVERNING EXECUTIVE AUTHORITY

(as at date of filing statement)

Eccles J. Gott, M.P., G.V.C., Amherstburg, Ont.; J. L. Archer, P.G.C., Toronto, Ont.; J. L. Davidson, Gr. Rep., Toronto, Ont.; Wm. Benson, Gr. Rep., Toronto, Ont.; W. Montague, Gr. Rep., Hamilton, Ont.; Sheriff Alex. Morris, Gr. Rep., Pembroke, Ont.

Summary of Funds

Balances of Funds—December 31st, 1931:	
Mortuary Fund.....	\$2,201,502 70
Sickness Fund and Funeral Fund.....	242,727 52
Child Insurance Fund.....	22,167 01
Guarantee Fund.....	701 27
General Fund.....	5,214 47
Total.....	\$2,472,312 97
Add non-ledger assets.....	93,130 50
	\$2,565,443 47
Deduct due and accrued liabilities (except reserve).....	\$35,484 16
Deduct unadmitted assets.....	34,435 45
	\$ 69,919 61
Net Balance of All Funds.....	\$2,495,523 86
Reserve as per Actuary's report.....	\$2,292,410 00
Balance—Surplus of Assets over all Liabilities and Reserve.....	\$203,113 86

Statement for the Year Ending 31st December, 1931

Assets

Ledger Assets

Book value of real estate, office premises (less encumbrances).....	\$32,000 00
Loans on policies.....	32,842 00
Book value of bonds, debentures and debenture stocks:	
Not in default.....	\$2,203,094 63
In default.....	137,741 96
	2,340,836 59
Cash in chartered banks of Canada in Canada.....	61,634 38
Deposits in escrow.....	5,000 00
Total Ledger Assets.....	\$2,472,312 97

Non-Ledger Assets

Interest due, \$11,512.43; accrued, \$41,721.23.....	\$53,233 66
Other non-ledger assets, viz.:	
Current premiums due estimated.....	\$38,701 38
Interest on loans.....	385 47
Liens on certificates.....	809 99
	39,896 84
Total Non-Ledger Assets.....	\$93,130 50
Total Assets.....	\$2,565,443 47
Deduct assets not admitted:	
Deficiency of market under book value of bonds and debentures in default....	34,435 45
Total Admitted Assets.....	\$2,531,008 02

Liabilities

Provision for unpaid claims:			
Death benefits.....	\$33,466	67	
Accident and sickness benefits.....	1,219	30	
Funeral benefits.....	200	00	
			\$34,885 97
Premiums paid in advance.....			598 19
Total Liabilities (except Reserve).....			\$35,484 16
Net required reserve, per Actuary's report, for outstanding contracts of:			
(a) Mortuary Fund.....	\$2,083,600	00	
(b) Sickness Fund.....	208,810	00	
Total Reserve.....			\$2,292,410 00

MORTUARY FUND

Balance of fund (ledger assets), December, 31st, 1930.....			\$2,041,399 76
Income for the year:			
Premiums (with extra dues, etc.).....	\$355,724	09	
Interest.....	102,111	81	
Profit on sale of securities.....	1,822	28	
Unpaid lien.....	117	00	
Total Income.....			459,775 18
			\$2,501,174 94
Disbursements for the year:			
Death claims.....	\$250,348	83	
Surrender values.....	18,883	25	
Loss on sale of securities.....	3,541	39	
Other disbursements, cancelled loans.....	654	00	
Total Disbursements.....			273,427 47
			\$2,227,747 47
Add:			
Transfers from Child Insurance Fund.....			417 00
			\$2,228,164 47
Deduct:			
Transfers to General Fund.....			26,661 77
Balance of Fund (Ledger Assets), December, 31st, 1931.....			\$2,201,502 70

SICKNESS AND FUNERAL FUND

Balance of Fund (Ledger Assets), December 31st, 1930.....			\$231,015 55
Income for the year:			
Premiums.....	\$18,047	56	
Interest.....	12,723	38	
Cancelled cheque.....	895	52	
Profit on sale of securities.....	6	75	
Total Income.....			31,673 21
			\$262,688 76
Disbursements for the year:			
Sickness claims.....	\$16,406	50	
Funeral claims.....	1,750	00	
Total Disbursements.....			18,156 50
			\$244,532 26
Deduct:			
Transfers to General Fund.....			1,804 74
Balance of Fund (Ledger Assets), December 31st, 1931.....			\$242,727 52

CHILD INSURANCE FUND

Balance of Fund (Ledger Assets), December 31st, 1930.....			\$19,876 13
Income for the year:			
Premiums.....	\$2,161	88	
Interest.....	1,046	00	
Per capita tax.....	280	60	
Total Income.....			3,488 48
			\$23,364 61
Disbursements for the year:			
Funeral claims.....			500 00
			\$22,864 61
Deduct:			
Transfers to: General Fund.....	\$280	60	
Life Insurance Fund.....	417	00	
			697 60
Balance of Fund (Ledger Assets), December 31st, 1931.....			\$22,167 01

GUARANTEE FUND

Balance of Fund (Ledger Assets), December 31st, 1930.....		\$1,000 00
Income for the year:		
Premiums collected.....	\$411 02	
Interest.....	24 31	
Total Income.....		435 33
		<u>\$1,435 33</u>
Disbursements for the year:		
Loss re Watson.....		648 61
		<u>\$786 72</u>
Deduct:		
Transfers to General Fund.....		85 45
Balance of Fund (Ledger Assets), December 31st, 1931.....		<u><u>\$701 27</u></u>

GENERAL FUND

Balance of Fund (Ledger Assets), December 31st, 1930.....		\$11,219 65
Income for the year:		
Assessments, dues, fees and fines.....	\$14,990 35	
Other revenue:		
Interest.....	135 28	
Supplies, certificate fees, etc.....	788 39	
Advertising in "Chosen Friends".....	65 93	
Payments on car.....	200 00	
Total Income.....		16,179 95
		<u>\$27,399 60</u>

Disbursements for the year:

<i>Head Office Expenses:</i>		
Salaries.....	\$10,382 50	
Directors' fees.....	5,627 44	
Auditors' fees.....	700 00	
Actuaries' fees and expenses.....	1,000 00	
Travelling expenses.....	1,287 86	
Rents.....	2,200 00	
Printing and supplies.....	2,970 06	
Miscellaneous.....	1,659 36	
Total.....		\$25,827 22
<i>Agency and Organization Expenses:</i>		
Commissions.....	\$5,388 67	
Salaries.....	1,200 00	
Travelling expenses.....	1,324 38	
Miscellaneous.....	184 90	
Total.....		8,097 95
<i>All Other Expenses:</i>		
Advertising.....	\$149 57	
Legal fees.....	920 52	
Medical fees.....	2,500 00	
Taxes and licenses.....	440 25	
Telephone, telegram and express.....	484 43	
Official publications.....	4,290 52	
Meeting of Supreme Body.....	7,589 10	
Miscellaneous.....	718 13	
Total.....		<u>17,092 52</u>
Total Disbursements.....		<u>51,017 69</u>
		\$23,618 09
Transfers from:		
Life Insurance Fund.....	\$26,661 77	
Guarantee Fund.....	85 45	
Child Insurance Fund.....	280 60	
Sick Benefit Fund.....	1,804 74	
		<u>28,832 56</u>
Balance of Fund (Ledger Assets), December 31st, 1931.....		<u><u>\$5,214 47</u></u>

Exhibit of Policies (Mortuary)

Classification	Whole Life Continuous Premiums		Whole Life Limited Payment Premiums		Endowment Assurances	
	No. (1)	Amount (2)	No. (3)	Amount (4)	No. (5)	Amount (6)
At end of 1930.....	10,850	\$9,023,710 30	665	\$563,750 00	508	\$466,250 00
New issued.....	178	135,400 00	51	47,750 00	89	78,000 00
Old revived.....	101	77,910 00	16	14,000 00	12	13,500 00
Old increased.....						
Transferred to.....						
Totals.....	11,129	\$9,237,011 30	732	\$625,500 00	609	\$557,750 00
Less ceased by:						
Death.....	264	\$244,316 80	5	\$4,000 00	2	\$2,500 00
Surrender.....	166	18,126 25	9	396 50	5	360 50
Temp. Suspension.....	256	206,946 00	58	49,250 00	69	55,000 00
Lapse.....	185	256,585 75	121	110,603 50	69	69,639 50
Decrease.....		7,507 50		500 00		4,500 00
Transferred from.....						
Total ceased.....	871	\$733,482 30	193	\$164,750 00	145	\$132,000 00
At end of 1931.....	10,258	\$8,503,529 00	539	\$460,750 00	464	\$425,750 00
Temp. Suspension.....	256	206,946 00	58	49,250 00	69	55,000 00
Total valued.....	10,514	\$8,710,475 00	597	\$510,000 00	533	\$480,750 00

Classification	Other Plans		Totals		Totals for the Province only	
	No. (7)	Amount (8)	No. (10)	Amount (11)	No. (12)	Amount (13)
At end of 1930.....	446	\$151,409 00	12,469	\$10,205,110 30	9,654	\$8,098,763 30
New issued.....	89	29,455 00	407	290,605 00	139	113,440 00
Old revived.....	13	4,620 00	142	110,030 00	120	91,030 00
Old increased.....		11,043 00		11,043 00		6,142 00
Transferred to.....					1	500 00
Totals.....	548	\$196,527 00	13,018	\$10,616,788 30	9,914	\$8,309,875 30
Less ceased by:						
Death.....	1	\$500 00	272	\$251,316 80	237	\$221,137 80
Surrender.....			180	18,883 25		
Temp. Suspension.....	27	9,620 00	410	320,816 00	253	203,966 00
Lapse.....	66	23,095 00	441	459,923 75	494	395,157 00
Decrease.....		100 00		12,607 50		8,008 00
Transferred from.....					14	16,332 00
Total ceased.....	94	\$33,315 00	1,303	\$1,063,547 30	998	\$844,600 80
At end of 1931.....	454	\$163,212 00	11,715	\$9,553,241 00	8,916	\$7,465,274 50
Temp. Suspension.....	27	9,620 00	410	320,816 00	253	203,966 00
Total valued.....	481	\$172,832 00	12,125	\$9,874,057 00	9,169	\$7,669,240 50

Miscellaneous

1. What class or classes of members, if any, are entitled in event of discontinuance of premium payment to benefit thereafter? Those joining on and after January 1st, 1915.
2. Under what conditions as to membership, etc., are such benefits available? If in good standing on January 1st, 1924, and for a period of at least five years.
3. What is the nature of benefits so granted? Paid-up insurance payable at death to beneficiary or beneficiaries, also Cash Surrender Values amounts fixed by tables prepared by Prof. M. A. Mackenzie, Actuary.

Valuation Balance Sheet

MORTUARY DEPARTMENT

Liabilities

Net reserve under whole life certificates.....	\$1,894,700 00
Net reserve under endowment certificates.....	34,600 00
Net reserve under 20-payment life certificates.....	46,800 00
General reserve.....	107,500 00
Uncompleted claims.....	33,500 00
Total.....	<u>\$2,117,100 00</u>

Assets

Cash.....	\$49,500 00
Securities with accrued interest.....	2,113,000 00
Real estate.....	32,000 00
Liens on certificates.....	34,000 00
Deposit in escrow.....	5,000 00
Total.....	<u>\$2,233,500 00</u>

The ratio of assets to liabilities was 105.5 per cent.

The valuation basis was Canadian Men Ultimate Table at 3½ per cent.

The amount of whole life insurance valued was \$8,710,475.00. Twenty-payment certificates for \$510,000.00. Endowment at age 65, certificates for \$313,250.00; twenty-year endowment, \$167,500.00, and child insurance for \$172,832.00, were also valued.

SICKNESS BENEFITS DEPARTMENT

Liabilities

Future sickness claims.....	\$334,740 00
Future death claims.....	62,320 00
Special sickness reserve.....	26,710 00
Unpaid claims.....	1,420 00
Total.....	<u>\$425,190 00</u>

Assets

Future assessments.....	\$214,960 00
Funds with accrued interest.....	240,990 00
Cash.....	6,250 00
Total.....	<u>\$462,200 00</u>

The ratio of assets to liabilities was 108.70 per cent.

The valuation basis was Manchester Unity Table with 3½ per cent.

The valuations were made by M. A. Mackenzie, Fellow of the Institute of Actuaries of Great Britain.

Schedule "C"

Bonds and Debentures Owned by the Society (*not in default*)

<i>Life Insurance Fund:</i>	Par Value	Book Value
School District of North Battleford, Sask, 6%, 1932-33.....	\$2,666 66	\$2,666 66
Town of Maple Creek, Sask., 6%, 1932-34.....	3,146 42	3,140 92
Town of New Toronto, Ont., 5½%, 1939-40.....	17,143 29	17,486 87
Village of Port Credit, Ont., 5½%, 1932-40, inclusive.....	11,749 37	11,248 60
Town of Rainy River, Ont., 5%, 1940.....	11,000 00	10,617 63
City of Port Arthur, Ont., 5%, 1942-43.....	11,193 34	9,881 08
City of Toronto, Ont., 5%, 1938.....	1,000 00	985 59
City of Port Arthur, Ont., 4½%, 1940.....	2,433 33	2,262 38
City of Port Arthur, Ont., 5%, 1942.....	486 67	466 72
City of Port Arthur, Ont., 5%, 1943.....	486 67	466 21
City of Toronto, Ont., 6%, 1941-43-45.....	10,000 00	10,842 00
City of Toronto, Ont., 6%, 1951.....	8,000 00	9,003 99
Rural Municipality of St. Vital, Man., 5½%, 1956.....	17,500 00	17,500 00
City of Trail, B.C., 6%, 1945.....	6,000 00	6,283 22
Town of Dominion, N.S., 5½%, 1941.....	4,000 00	4,029 42
City of Sydney, N.S., 4½%, 1939.....	10,000 00	9,389 35
City of Sydney, N.S., 5½%, 1941.....	11,000 00	11,341 32
Town of Glace Bay, N.S., 6%, 1936.....	5,000 00	4,792 05
Town of Glace Bay, N.S., 6%, 1936.....	15,000 00	15,258 46
City of Sydney, N.S., 5½%, 1956.....	6,000 00	6,081 79
Town of New Waterford, N.S., 6%, 1943.....	4,000 00	4,174 01
City of Prince George, B.C., 5½%, 1943.....	11,000 00	10,763 98
City of Hamilton, Ont., 6%, 1938.....	1,000 00	1,043 48
Township of Freeman, Ont., 6%, 1932-46.....	5,503 93	5,503 93
Town of Timmins, Ont., 6½%, 1934-37.....	14,000 00	14,684 89
Village of Port Credit, Ont., 5%, 1931-60.....	16,902 92	16,488 32
Village of Hastings, Ont., 5%, 1933-48.....	9,826 75	9,712 88
Town of Leamington, Ont., 5½%, 1934-40.....	14,033 23	14,033 23
Township of Colchester S., Ont., 5%, 1932-44.....	9,049 99	8,783 12
Town of Oakville, Ont., 5½%, 1947-51.....	13,011 43	13,158 96
Town of Bridgeburg, Ont., 6%, 1934.....	1,000 00	1,009 59
Town of Bridgeburg, Ont., 5%, 1932-38.....	14,000 00	14,202 98
Town of Hawkesbury, Ont., 5%, 1932-48.....	16,467 15	15,696 07
Town of Hawkesbury, Ont., 5½%, 1932-46.....	11,455 84	11,230 91
Township of Sandwich W., Ont., 5½%, 1934-46.....	25,000 00	24,159 87
Kenora General Hospital, 6%, 1932-39.....	10,900 00	11,157 65
Townships of Haultain and Nicol, Ont., 6%, 1932-35.....	911 70	958 09
Sudbury Separate School, 6%, 1932, 33, 35-37.....	6,610 10	6,410 00
Town of Steelton, Ont., 5½%, 1941.....	8,000 00	7,469 30
City of Sydney, N.S., 5½%, 1954.....	5,000 00	5,000 00
City of Sydney, N.S., 5½%, 1954.....	5,000 00	5,000 00
City of Windsor, Ont., 5½%, 1933-34.....	1,192 62	1,194 20
Townships of Boston and Picaud, Ont., 6%, 1932-35, inclusive.....	1,400 00	1,418 31
City of Fort William, Ont., 5%, 1940.....	4,000 00	3,965 78
Dominion of Canada Refunding Loan, 4½%, 1916.....	10,000 00	9,754 62
City of Fort William, Ont., 4½%, 1940.....	2,133 30	2,325 77
City of Trail, B.C., 6%, 1941.....	14,500 00	15,337 68
City of Rossland, B.C., 6%, 1949.....	20,000 00	21,133 50
City of Sydney, N.S., 5½%, 1954.....	2,000 00	2,026 16
Town of Fort Frances, Ont., 6%, 1933.....	500 00	500 00

Schedule "C"—Continued

Bonds and Debentures Owned by the Society (*not in default*)

	Par Value	Book Value
<i>Life Insurance Fund—Continued</i>		
Rural Municipality of East Kildonan, Man., 6%, 1940.....	\$10,000 00	\$10,351 22
Town of North Bay, Ont., 5½%, 1932-34, inclusive.....	2,863 45	2,858 55
Town of Burlington, Ont., 5½%, 1932, 34-38, 46-53.....	9,162 51	9,162 51
Township of Freeman, Ont., 6%, 1932-47, inclusive.....	6,167 55	6,274 70
Town of New Toronto, Ont., 5½%, 1932-41, inclusive.....	5,752 42	5,815 91
Town of New Toronto, Ont., 5½%, 1932-41, inclusive.....	5,617 14	5,691 80
Township of Sandwich W., Ont., 6%, 1932-40, inclusive.....	18,000 00	18,756 84
Town of Mimico, Ont., 5½%, 1946.....	4,816 36	5,153 76
Village of Chippawa, Ont., 5½%, 1939-43.....	15,704 35	16,189 17
City of Toronto, 5½%, 1947.....	15,000 00	15,395 26
City of Windsor, Ont., 5%, 1933, 35, 37, 39-42, 44, 45, 47, 49, 50..	5,846 33	5,669 21
Village of Fort Erie, Ont., 5½%, 1942, 47, 48.....	3,000 00	3,030 54
Village of Fort Erie, Ont., 5½%, 1952-55.....	7,646 93	7,770 95
Village of Fort Erie, Ont., 5½%, 1949-50.....	3,888 00	3,943 55
Dominion of Canada, 4½%, 1940.....	25,000 00	24,516 91
Township of East York, Ont., 5½%, 1940-50.....	15,082 33	15,767 06
School District of Dalhousie, N.B., 5½%, 1951.....	10,000 00	10,458 65
School District of Dalhousie, N.B., 5½%, 1951.....	10,000 00	10,459 05
City of Revelstoke, B.C., 5%, 1953.....	15,000 00	14,614 48
Town of Sydney Mines, N.S., 5½%, 1944.....	25,000 00	25,000 00
City of Trail, B.C., 7%, 1941.....	8,000 00	8,878 71
Town of Sydney Mines, N.S., 5½%, 1944.....	9,000 00	9,000 00
Town of Napanee, Ont., 5%, 1942-4-8.....	22,300 00	21,661 04
Burrard Inlet Tunnell & Bridge Company, 6%, 1973.....	10,000 00	11,157 34
Township of Sandwich E., Ont., 5½%, 1932-39.....	5,460 04	5,472 49
Village of Swansea, Ont., 5%, 1932-39.....	19,109 48	18,657 22
Town of Pincher Creek, Alta., 6%, 1932.....	616 66	611 66
Village of Fort Erie, Ont., 5½%, 1944-54.....	11,704 30	11,704 30
Town of Kapuskasing, Ont., 6%, 1932-57.....	16,413 38	17,686 64
Town of Kapuskasing, Ont., 6%, 1947-53.....	11,434 81	12,447 14
Township of Tisdale, Ont., 5½%, 1934-43-45.....	16,540 49	16,973 72
Champion Consolidated School District, Alberta, 6%, 1932-58.....	4,500 00	4,698 52
Town of Mimico, Ont., 5%, 1932-39.....	9,658 43	9,542 31
Town of Gravenhurst, Ont., 6%, 1937-42.....	11,673 05	12,219 49
Town of Rainy River, Ont., 6%, 1932-51.....	6,000 00	6,023 45
School District of East Kildonan, Man., 6%, 1941-50.....	5,000 00	5,242 95
School District of East Kildonan, Man., 6%, 1951.....	9,000 00	9,537 79
Town of Cochrane, Ont., 6%, 1932-36.....	2,019 78	2,006 16
Town of Burlington, Ont., 6%, 1932-37.....	5,822 48	5,915 56
Town of Kingsville, Ont., 5½%, 1932-49.....	25,211 10	25,700 84
Village of Port Carling, Ont., 5½%, 1932, 37, 48-50.....	4,598 01	4,598 01
Village of Port Carling, Ont., 5½%, 1938-48.....	10,400 11	10,400 11
Townships of Medora and Wood, Ont., 5½%, 1932-51.....	9,000 00	9,285 24
Town of Sandwich, Ont., 5½%, 1932-36.....	5,449 89	5,487 45
Town of New Toronto, Ont., 5½%, 1933-35.....	1,297 08	1,297 08
City of Weyburn, Sask., 5½%, 1932-33.....	1,390 24	1,370 35
City of Fort William, Ont., 5%, 1938.....	1,000 00	994 39
City of Belleville, Ont., 4½%, 1938-39.....	14,000 00	13,566 82
City of Sydney, N.S., 5½%, 1942.....	4,000 00	4,133 41
Town of Riverside, Ont., 6%, 1934-45.....	4,257 52	4,297 64
Town of Glace Bay, N.S., 5%, 1942.....	13,500 00	12,422 03
Province of British Columbia, 6%, 1941.....	15,000 00	15,735 92
Town of Maple Creek, Sask., 6%, 1932-33.....	743 63	742 64
Township of Dysart, Ont., 6%, 1932-34.....	726 46	736 95
Town of Capreol, Ont., 6%, 1954-59.....	12,000 00	12,811 24
Village of Richmond, Ont., 6%, 1932-48.....	5,937 55	6,202 46
Township of Tisdale, Ont., 5½%, 1940-42.....	12,000 00	12,000 00
Township of Teck, Ont., 6%, 1942-50.....	20,000 00	21,558 25
Town of Capreol, 5½%, 1932-49.....	16,939 17	16,939 17
Rural Municipality of North Kildonan, Man., 6%, 1940-45.....	20,000 00	20,801 10
Town of Dryden, Ont., 5½%, 1938-46.....	13,654 61	13,997 39
Town of Dryden, Ont., 5½%, 1947-52.....	12,760 31	13,206 87
Town of Dryden, Ont., 5½%, 1941-44.....	3,054 43	3,054 43
School District of New Vegreville, Alta., 5%, 1932.....	900 00	890 85
Township of Teck, Ont., 6%, 1945-46.....	8,000 00	8,392 55
Town of Steelton, Ont., 5%, 1942.....	10,000 00	9,047 50
City of Fort William, Ont., 6%, 1950.....	10,000 00	10,815 78
City of Hamilton, Ont., 5%, 1936.....	2,000 00	2,000 00
City of Three Rivers, Que., 5½%, 1962-63.....	18,000 00	19,110 76
Town of Dolbeau, Que., 5½%, 1945.....	10,000 00	10,047 35
City of Montreal, Que., 5½%, 1954.....	5,000 00	5,363 48
City of Chicoutimi, Que., 5%, 1940, 41, 43, 50.....	10,000 00	9,897 43
City of Shawinigan Falls, Que., 5%, 1963-64.....	10,000 00	9,614 83
Province of Ontario, 6%, 1936.....	5,000 00	5,098 47
Town of Glace Bay, N.S., 6%, 1950.....	15,000 00	16,154 10
Town of New Waterford, N.S., 5%, 1951.....	10,000 00	10,059 59
Town of New Waterford, N.S., 5½%, 1951.....	10,000 00	10,059 59
Village of Emo, Ont., 6%, 1932-50.....	28,371 90	27,082 41
Town of Sturgeon Falls, Ont., 7%, 1932-41.....	53,037 97	54,284 31
Town of Sandwich, Ont., 5½%, 1932.....	5,000 00	5,011 62
City of Niagara Falls, Ont., 5%, 1932, 34, 35, 37.....	23,000 00	23,000 00
Town of Fort Frances, Ont., 5%, 1932-43.....	12,637 80	12,461 40
School District of Drumheller, Alta., 6%, 1942-45.....	10,000 00	10,442 71
Town of Haileybury, Ont., 6%, 1938-50.....	19,751 88	20,864 26
Town of Renfrew, Ont., 5½%, 1937-39.....	5,644 09	5,692 46
School District of East Kildonan, Man., 6%, 1944-55.....	6,000 00	6,339 32
Hanna Municipal Hospital District, Alberta, 6½%, 1932-49.....	19,800 00	21,150 78
Village of Wheatley, Ont., 5½%, 1939-50.....	15,323 66	15,769 26
Town of Trenton, Ont., 5½%, 1943-51.....	9,474 21	9,774 39
Town of Colchester S., Ont., 5%, 1930-39.....	8,370 15	8,170 92
Town of Smith's Falls, Ont., 5½%, 1942-45.....	10,000 00	10,176 41

Schedule "C"—Continued

Bonds and Debentures Owned by the Society (not in default)

	Par Value	Book Value
<i>Life Insurance Fund—Continued:</i>		
County of Peterborough, Ont., 5½%, 1932-40.....	\$12,657 37	\$12,940 63
Village of Norwich, Ont., 6%, 1944-8-50.....	6,062 68	6,564 17
City of Sault Ste. Marie, Ont., 5½%, 1954.....	10,000 00	10,191 92
Province of Ontario, 5½%, 1942.....	15,000 00	15,650 12
City of Toronto, Ont., 6%, 1941, 43, 45.....	9,000 00	9,741 99
Village of Fort Erie, Ont., 5½%, 1952-53.....	7,000 00	7,089 63
Village of Forest Hill, Ont., 5%, 1932-38.....	20,662 78	20,662 78
Village of Calvert, Ont., 5½%, 1944, 46, 49.....	10,500 00	10,707 61
Township of Calvert, Ont., 5½%, 1935.....	20,000 00	20,570 05
Province of Ontario, B.C., 5½%, 1947.....	11,500 00	11,500 00
City of Rossland, B.C., 5½%, 1940.....	6,000 00	6,042 33
Town of Dominion, N.S., 5½%, 1940.....	5,000 00	4,741 27
Province of British Columbia, 4½%, 1946.....	20,000 00	20,517 62
Town of Eastview, Ont., 5½%, 1938-41.....	5,000 00	5,175 59
Town of Dominion, N.S., 6%, 1940.....	25,000 00	22,340 01
Town of Kenora, Ont., 5%, 1942.....	3,316 72	3,241 42
Town of Sudbury, Ont., 5%, 1933.....	12,000 00	11,687 12
City of Niagara Falls, Ont., 5%, 1945-48.....	6,385 90	6,583 49
Town of Englehart, Ont., 6%, 1932-38.....	8,086 12	8,151 45
Town of Mimico, Ont., 5½%, 1932-39.....	9,398 79	9,472 58
Town of Mimico, Ont., 5½%, 1934-35.....	3,868 13	4,024 80
Town of New Liskeard, Ont., 6½%, 1932-39.....	13,934 16	14,222 76
Town of Fort Frances, Ont., 6%, 1932-42.....	4,473 44	4,457 82
Town of Mimco, Ont., 5%, 1932-35.....	10,362 77	10,563 17
Town of Timmins, Ont., 5½%, 1937-41.....	7,000 00	6,685 14
City of Cranbrook, B.C., 5%, 1938.....	9,975 97	9,944 38
Town of Collingwood, Ont., 5½%, 1932-37.....	362 88	368 26
Township of Mountjoy, Ont., 6%, 1932-34.....	1,367 43	1,462 29
Sturgeon Falls, Ont., Roman Catholic School Sec. No. 1, 6%, 1944.....	13,384 10	13,519 20
Town of Sandwich, Ont., 5½%, 1932-39.....	27,171 46	28,219 33
Township of Teck, Ont., 5½%, 1942-47.....	4,339 69	4,339 69
Town of Bridgeburg, Ont., 5½%, 1932-33.....	19,461 56	18,481 53
Township of Scarborough, Ont., 5%, 1949.....	20,663 21	20,282 85
Village of Erin, Ont., 5%, 1932-48.....	12,460 06	12,560 27
Town of Grimsby, Ont., 5½%, 1932-39.....	7,378 58	7,577 30
Village of Morrisburg, Ont., 5½%, 1932-40.....	12,635 09	12,635 09
Town of Timmins, Ont., 5½%, 1939-42.....	19,659 79	20,213 90
Town of Deseronto, Ont., 5½%, 1932-54.....	3,353 19	3,353 19
Town of Watrous, Sask., 5½%, 1932-56.....	25,346 40	25,346 40
Town of Melville, Sask., 5½%, 1932-59.....	4,475 73	5,074 44
Township of Dysart, Ont., 6%, 1932-39.....	2,584 68	2,584 68
Town of Humboldt, Sask., 6%, 1932-75.....	8,671 97	8,671 97
Town of Battleford, Sask., 2%, 1932-59.....	7,430 40	7,430 40
School District of Redcliff, Alta., 3%, 1932-75.....	19,244 55	19,244 55
Town of Redcliff, Alta., 3%, 1932-75.....	8,545 22	8,504 45
Town of Mimico, Ont., 5%, 1932-36.....	4,535 55	4,513 90
Town of Mimico, Ont., 5%, 1932-36.....	19,350 40	19,350 40
Town of Taber, Alta., 4%, 1932-70.....	20,000 00	19,347 07
City of Oshawa, Ont., 4½%, 1936-38.....	7,487 72	7,439 70
Town of Warton, Ont., 5%, 1931-34.....		
	\$1,929,062 24	\$1,950,467 29
<i>Sick Benefit Fund:</i>		
Sudbury-Coppercliff Elec. Railway Company, 6%, 1936.....	\$1,000 00	\$1,021 95
City of Port Arthur, Ont., 5%, 1932.....	4,380 00	4,311 27
City of Port Arthur, Ont., 5%, 1932.....	4,866 66	4,842 30
City of Port Arthur, Ont., 5%, 1943.....	973 33	962 91
City of Port Arthur, Ont., 5%, 1942.....	9,733 33	9,651 86
City of Toronto, Ont., 5½%, 1937.....	1,000 00	1,002 55
City of Toronto, Ont., 5½%, 1937.....	1,000 00	979 66
Town of Trenton, N.S., 5%, 1937-43.....	18,000 00	18,355 98
Town of Point Claire, Que., 6%, 1932, 33, 40-43.....	4,076 49	4,076 49
City of Sault Ste. Marie, Ont., 5½%, 1945.....	1,629 50	1,610 66
Town of North Bay, Ont., 6%, 1944.....	4,166 43	4,004 90
Town of Dunnville, Ont., 6%, 1932-51.....	1,926 00	1,995 03
Township of Norman, Ont., 5½%, 1932-47.....	3,082 90	3,292 90
Township of Freeman, Ont., 6%, 1932-48.....	2,724 91	2,741 11
Town of Matheson, Ont., 5½%, 1930-44.....	1,687 42	1,704 25
Municipality of Chapple, Ont., 6%, 1932-39.....	4,254 67	4,426 96
Town of Chelmsford, Ont., 6%, 1933-49.....	9,000 00	9,484 19
City of Sydney, N.S., 5½%, 1954.....	15,000 00	15,447 45
Town of Dominion, N.S., 5½%, 1950.....	5,500 00	5,755 29
City of Rossland, B.C., 6%, 1950.....	5,681 59	5,584 96
Town of Mimico, Ont., 6%, 1932-47.....	2,626 39	2,720 68
Roman Catholic School District of Fauquier, Ont., 5½%, 1932-47.....	9,203 76	9,351 28
Town of Kenora, Ont., 6%, 1932-39.....	27,000 00	27,922 62
City of Sault Ste. Marie, Ont., 6½%, 1951.....	4,498 08	4,514 11
Township of Sandwich E., Ont., 5½%, 1933-47.....	1,733 09	1,736 42
Township of Sandwich E., Ont., 5½%, 1932, 34, 36, 37.....	5,073 09	5,206 64
Township of Tisdale, Ont., 6%, 1935, 36, 38.....	1,500 00	1,508 78
Township of Fauquier, Ont., 5½%, 1932-46.....	2,576 90	2,600 94
Town of Haileybury, Ont., 6%, 1932-34.....	572 32	584 18
School Section No. 2, Leitch, Ont., 6%, 1932-36.....	2,629 29	2,629 29
Town of Capreol, Ont., 5%, 1932-37.....	9,926 73	10,227 32
Town of Hawkesbury, Ont., 5½%, 1944-51.....	4,093 37	4,093 37
Township of North York, Ont., 5½%, 1937-39.....	1,922 09	1,879 82
Town of Didsbury, Alta., 6½%, 1932-34.....	1,090 70	1,065 83
Town of Hawkesbury, Ont., 4%, 1932-33.....	5,000 00	5,112 29
Municipality of Shuniah, Ont., 6%, 1944.....	590 52	598 79
Municipality of Shuniah, Ont., 6%, 1932-39.....	458 49	449 52
Town of Mattawa, Ont., 5%, 1932.....	1,116 22	1,141 49
Townships of Williamson and Owens, Ont., 5½%, 1932-43.....		

Schedule "C"—Continued

Bonds and Debentures Owned by the Society (*not in default*)

<i>Sick Benefit Fund—Continued</i>		Par Value	Book Value
Municipality of Chapple, Ont., 6%	1932-49	\$2,260 00	\$2,304 98
Town of Haileybury, Ont., 6%	1932-39	3,621 12	3,693 90
Town of Fort Frances, Ont., 5½%	1939, 41, 45, 47	4,387 29	4,353 24
Town of Keewatin, Ont., 6%	1943-47	5,000 00	5,190 09
Town of Vermilion, Alta., 6%	1932	492 53	492 53
Town of Cochrane, Ont., 6%	1932, 35, 37	6,000 00	5,818 12
Town of Collingwood, Ont., 5½%	1932-39	1,999 30	1,991 32
Town of North Bay, Ont., 6%	1933-35	3,297 82	3,286 73
Town of Sturgeon Falls, Ont., 6%	1932-36	1,391 94	1,401 45
Township of Scarborough, Ont., 5%	1948	5,320 54	5,064 35
Town of Dunnville, Ont., 6%	1932-38	6,485 85	6,353 67
Town of Melville, Sask., 5½%	1932-59	2,450 34	2,450 34
Town of Battleford, Sask., 2%	1932-59	639 56	639 56
Town of Redcliff, Alta., 3%	1932-75	2,886 68	2,886 68
Municipality of Shuniah, Ont., 6%	1932-38	1,392 11	1,438 31
		<u>\$229,019 35</u>	<u>\$232,061 31</u>
<i>Child Insurance Fund:</i>			
Town of Dunnville, Ont., 6%	1932-44	\$1,285 33	\$1,285 33
Town of Selkirk, Man., 5%	1949	1,000 00	943 77
Sudbury-Coppercliff Electric Railway Company, 6%	1936	1,000 00	1,021 90
City of Toronto, Ont., 6%	1936	1,000 00	1,043 70
Town of Glace Bay, N.S., 6%	1936	1,000 00	1,008 57
Town of Timmins, Ont., 6%	1939-41	1,304 52	1,336 29
Town of Timmins, Ont., 6%	1935	1,054 28	1,063 46
Township of Eileer Ross, Ont., 5½%	1932-46	4,000 00	4,124 12
Town of Fort Frances, Ont., 6%	1933	1,000 00	1,000 00
Province of Ontario, 6%	1936	1,000 00	1,039 84
Town of Keewatin, Ont., 6%	1948	1,000 00	1,071 42
Town of Dundas, Ont., 6%	1937	1,629 48	1,683 32
City of Sydney, N.S., 4½%	1942	1,000 00	909 85
Township of Fauquier, Ont., 5½%	1932-60	1,500 00	1,536 91
Rural Municipality of St. Vital, Man., 5½%	1933	1,000 00	1,006 60
City of Fernie, B.C., 5%	1935	500 00	490 85
		<u>\$20,273 61</u>	<u>\$20,566 03</u>
Totals not in default		<u>\$2,168,355 20</u>	<u>\$2,203,094 63</u>

Schedule "D"

Bonds and debentures owned by the society (*in default*).

<i>Life Insurance Fund:</i>		Par Value	Book Value
Hanna Municipal Hospital District, 8%	1937-41	\$10,000 00	\$11,745 50
Town of Ford City, Ont., 5%	1933-35	15,000 00	14,811 75
Town of Riverside, Ont., 6%	1934-39	17,962 31	18,421 80
Town of Riverside, Ont., 6%	1940-43	14,629 24	15,225 80
Town of Riverside, Ont., 6%	1943-44	2,350 62	2,460 76
Town of Ford City, Ont., 5%	1949-55	9,400 00	9,040 10
Town of Ford City, Ont., 6%	1934-37	24,900 86	25,340 68
Town of Ford City, Ont., 6%	1932, 41	4,000 00	4,096 53
Town of Ford City, Ont., 6%	1937, 40, 43	12,000 00	12,518 31
Town of Riverside, Ont., 5½%	1931-34	20,000 00	19,867 04
		<u>\$130,243 03</u>	<u>\$133,328 27</u>
<i>Sick Benefit Fund:</i>			
Town of Canora, Sask., 6%	1931-34	\$1,507 88	\$1,489 44
Town of Ford City, Ont., 5%	1938	2,000 00	1,951 21
Town of Ford City, Ont., 5%	1939	1,000 00	973 04
		<u>\$4,507 88</u>	<u>\$4,413 69</u>
Totals in default		<u>\$134,750 91</u>	<u>\$137,741 96</u>

CANADIAN ORDER OF FORESTERS

HEAD OFFICE, BRANTFORD, ONT.

Incorporated.—December 1st, 1879

OFFICERS

Principal Officer, W. M. Couper; Secretary, Alf. P. van Someren; Treasurer, A. R. Galpin; C. G. Chapin, C.M.B.; A. C. Wiley, Superintendent of Organization; Auditors, W. J. Beney; Blake Elliott; Actuary, M. A. Mackenzie, M.A.

GOVERNING EXECUTIVE AUTHORITY

(as at date of filing statement)

W. E. Gowling, M.E.C., Ottawa, Ont.; T. H. Murray, M.E.C., London, Ont.; Dr. E. W. Moles, M.E.C., Norwich, Ont.; I. Payette, M.E.C., Montreal, Que.; Dr. R. McKenzie, M.E.C., Staughton, Sask.; S. J. Wilson, M.E.C., Beamsville, Ont.

Summary of Funds

Balances of Funds—December 31st, 1931:	
Mortuary Fund.....	\$13,715,633 65
Sickness and Funeral Fund.....	558,655 30
Sickness Fund, No. 2.....	1,618 99
General Fund.....	39,853 91
Total.....	\$14,315,761 85
Add Non-Ledger Assets.....	224,931 45
	\$14,540,693 30
Deduct due and accrued liabilities (except Reserve).....	\$ 148,287 76
Deduct unadmitted assets.....	41,003 23
	189,290 99
Net Balance of All Funds.....	\$14,351,402 31
Reserve as per Actuary's report.....	\$12,770,200 00
Balance—Surplus of Assets over all Liabilities and Reserve.....	\$1,581,202 31

Statement for Year Ending 31st December, 1931

Assets

Ledger Assets

Book value of real estate, office premises (less encumbrances).....	\$29,000 00
Book values of bonds, debentures and debenture stocks:	
Not in default.....	\$14,024,533 33
In default.....	120,486 98
	14,145,020 31
Cash in chartered banks of Canada in Canada.....	141,741 54
Total Ledger Assets.....	\$14,315,761 85

Non-Ledger Assets

Interest accrued.....	\$218,782 00
Amount due by subordinate courts.....	4,677 83
Other Non-Ledger Assets, viz.:	
Postage on hand.....	\$61 88
Supplies on hand at cost.....	1,409 74
	1,471 62
Total Non-Ledger Assets.....	\$224,931 45
Total Assets.....	\$14,540,693 30
Deduct assets not admitted:	
Deficiency of market under book value of bonds and debentures in default....	\$41,003 23
Total Admitted Assets.....	\$14,499,690 07

Liabilities

Provision for unpaid claims:	
Death benefits.....	\$137,191 14
Sickness benefits.....	6,199 08
	\$143,390 22
Present value of matured claims payable by instalments, death claims.....	4,233 11
Other liabilities due and accrued:	
Organization expense.....	\$281 18
Head Office, miscellaneous.....	383 25
	664 43
Total Liabilities (except Reserve).....	\$148,287 76
Net required Reserves, per Actuary's report:	
(i) For outstanding contracts of:	
Mortuary Fund.....	\$12,208,000 00
Sick and Funeral Benefit Fund No. 1..	560,600 00
Sick and Funeral Benefit Fund No. 2..	1,600 00
	\$12,770,200 00
(ii) Investment reserves.....	834,400 00
Total Reserves.....	\$13,604,600 00

Statement of Operations of Each Fund for the Year Ending December, 31st, 1931

MORTUARY FUND

Balance of Fund (Ledger Assets), December 31st, 1930.....		\$12,937,862 74
Income for the year:		
Premiums (with extra dues, etc.).....	\$1,097,044 21	
Interest.....	678,045 71	
Written off cheques.....	300 00	
Total Income.....		1,775,389 92
		\$14,713,252 66
Disbursements for the year:		
Death claims.....		877,619 01
		\$13,835,633 65
Deduct:		
Transfers to General Fund.....		120,000 00
Balance of Fund (Ledger Assets), December 31st, 1931.....		\$13,715,633 65

SICKNESS AND FUNERAL BENEFIT FUND NO. 1

Balance of Fund (Ledger Assets), December 31st, 1930.....		\$526,424 07
Income for the year:		
Premiums.....	\$93,261 50	
Interest and rents.....	28,637 47	
Written off cheques.....	162 45	
Total Income.....		122,061 42
		\$648,485 49
Disbursements for the year:		
Sickness claims.....	\$89,816 04	
Overdraft interest.....	14 15	
Total Disbursements.....		89,830 19
Balance of Fund (Ledger Assets), December 31st, 1931.....		\$558,655 30

SICKNESS AND FUNERAL BENEFIT FUND, NO. 2

Balance of Fund (Ledger Assets), December 31st, 1930.....		\$434 37
Income for the year:		
Premiums.....	\$3,076 73	
Interest.....	14 99	
Total Income.....		3,091 72
		\$3,526 09
Disbursements for the year:		
Sickness claims.....		1,907 10
Balance of Fund (Ledger Assets), December 31st, 1931.....		\$1,618 99

GENERAL FUND

Deficit of Fund (Ledger Assets), December 31st, 1930.....		\$13,594 97
Income for the year:		
Assessments, dues, fees and fines.....	\$89,559 30	
Other revenue:		
Lodge supplies.....	1,133 73	
Bonds.....	4,681 60	
Miscellaneous.....	312 50	
Total Income.....		95,687 13
		\$82,092 16
Disbursements for the year:		
Head Office Expenses:		
Salaries.....	\$31,113 25	
Directors' fees.....	2,118 71	
Auditors' fees.....	4,000 00	
Actuaries' fees and expenses.....	1,500 00	
Travelling expenses.....	350 00	
Bonding of officers.....	1,758 02	
Printing and supplies.....	4,190 70	
Miscellaneous and caretaking.....	1,365 35	
Total.....		\$46,396 33
Agency and Organization Expenses:		
Bonus.....	\$339 50	
Salaries.....	54,589 45	
Travelling expenses.....	19,545 24	
Total.....		74,474 19

GENERAL FUND—Continued

<i>All Other Expenses:</i>	
Advertising.....	\$1,652 10
Office furniture and maintenance of premises....	410 10
Legal fees.....	1,813 30
Investigation.....	7,403 80
Taxes and licenses.....	1,713 16
Telephone, telegram, express and postage.....	3,089 81
Agency printing and stationery.....	5,508 95
Light, fuel and water.....	331 60
Insurance exchange and interest.....	3,111 44
Official publications.....	8,190 05
Meeting of Supreme Body and H.C. grants.....	8,143 40
Miscellaneous.....	970 16
Total.....	\$41,367 73
Total Disbursements.....	\$162,238 25
Transfers from Insurance Fund.....	\$80,146 09
	120,000 00
Balance of Fund (Ledger Assets), December 31st, 1931.....	\$39,853 91

Exhibit of Policies (Mortuary)

Classification	Whole Life Continuous Premiums		Whole Life Limited Payment Premiums		Endowment Assurances	
	No. (1)	Amount (2)	No. (3)	Amount (4)	No. (5)	Amount (6)
At end of 1930.....	45,199	\$42,801,073 06	1,913	\$1,893,417 00	3,409	\$3,533,399 00
New issued.....	260	284,000 00	427	404,000 00	880	883,000 00
Old revived.....	592	580,998 64	51	47,126 00	91	104,000 00
Old increased.....	3,000 00	1,500 00
Transferred to.....	2	1,250 00	11	11,500 00	30	28,500 00
Totals.....	46,053	\$43,667,321 70	2,402	\$2,359,043 60	4,410	\$4,550,399 00
Less ceased by:						
Death.....	838	\$806,767 72	1	\$1,000 00	5	\$9,000 00
Lapse.....	2,462	2,379,180 92	560	527,500 00	1,089	1,098,500 00
Decrease.....	185,460 78	7,812 50	11,598 00
Transferred from.....	33	31,000 00	3	3,000 00	6	6,250 00
Total ceased.....	3,333	\$3,402,409 42	564	\$538,682 50	1,100	\$1,125,348 00
At end of 1931.....	42,720	\$40,264,912 28	1,838	\$1,820,360 50	3,310	\$3,425,051 00

Classification	Other Plans		Totals		Totals for the Province only	
	No. (7)	Amount (8)	No. (10)	Amount (11)	No. (12)	Amount (13)
At end of 1930.....	51	\$153,000 00	50,572	\$48,380,889 06	23,789	\$22,697,477 09
New issued.....	15	45,000 00	1,582	1,616,000 00	593	614,000 00
Old revived.....	734	732,124 64	338	335,122 87
Old increased.....	4,500 00
Transferred to.....	43	43,250 00	9	8,500 00
Totals.....	66	\$198,000 00	52,931	\$50,776,763 70	24,729	\$23,655,099 96
Less ceased by:						
Death.....	844	\$816,767 72	511	\$496,634 60
Lapse.....	21	\$63,000 00	4,132	4,068,180 92	1,558	1,541,850 00
Decrease.....	2,000 00	206,241 28	87,320 87
Transferred from.....	1	1,000 00	43	43,250 00	11	11,000 00
Total ceased.....	22	\$66,000 00	5,019	\$5,134,439 92	2,080	\$2,136,805 47
At end of 1931.....	44	\$132,000 00	47,912	\$45,642,323 78	22,649	\$21,518,294 49

Miscellaneous

What class or classes of members, if any, are entitled in event of discontinuance of premium payment to benefit thereafter? All members, 60 years of age and over, may discontinue premium payment, and, on surrender of policy, apply for, and receive Paid-up Insurance. On all plans of insurance paid-up policies are procurable after five years.

Under what conditions as to membership, etc., are such benefits available? Payment of Capitation Tax.

What is the nature of benefits so granted? Paid-up insurance.

Give particulars of any distribution of surplus during last three years. Five monthly assessments waived and \$270,000 transferred to General Fund.

Valuation Balance Sheet

MORTUARY DEPARTMENT

Liabilities

Net reserve under whole life certificates, paid-up certificates, limited payment life, endowment and family protection.....	\$11,808,000 00
General reserve.....	400,000 00
Investment reserve.....	834,400 00
Accrued claims.....	141,400 00
Total.....	<u>\$13,183,800 00</u>

Assets

Life Insurance Fund.....	\$13,891,500 00
Due from subordinate courts.....	4,000 00
Total.....	<u>\$13,895,500 00</u>

The ratio of assets to liabilities was 105.40 per cent.

The valuation basis was AM (5) 3½ per cent.

The amount of whole life insurance valued was \$39,167,750.00. The amount of paid-up insurance valued was \$1,103,074.00. The amount of all other insurance valued \$5,371,500.00. According to the Constitution no reserve is held for certificates in their first year.

The valuation was made by M. A. Mackenzie, Fellow of the Institute of Actuaries of Great Britain.

SICK AND FUNERAL BENEFIT DEPARTMENT

Fund No. 1

Liabilities.....	\$560,600 00
Securities with accrued interest.....	560,600 00
The liability under any certificate may be terminated at any time on notice from the Head Office (Constitution 93).	

Fund No. 2

This fund was opened during 1929. The rates charged are those of the Manchester Unity whole society experience at 3½ per cent. interest. The amount of this fund at December 31st, 1931, was \$1,600.00.

Schedule "C"

Bonds and Debentures Owned (not in default)

Mortuary Fund:	Par Value	Book Value
Dominion of Canada Victory Loan, 5½%, 1937.....	\$6,300 00	\$6,300 00
Dominion of Canada National Service Loan, 5%, 1941.....	200,000 00	198,986 30
Canadian Northern Rys. (D.C. Guar.), 6½%, 1946.....	65,000 00	72,735 58
Canadian Northern Rys. (D.C. Guar.), 6½%, 1946.....	35,000 00	39,164 94
Canadian Northern Rys. (D.C. Guar.), 6½%, 1946.....	50,000 00	56,888 49
Canadian Northern Rys. (D.C. Guar.), 6½%, 1946.....	310,000 00	356,872 77
Canadian Northern Rys. (D.C. Guar.), 7%, 1940.....	21,000 00	23,370 98
Canadian Northern Rys. (D.C. Guar.), 4¾%, 1955.....	60,000 00	61,809 58
Canadian National Rys. (D.C. Guar.), 5%, 1938.....	625,000 00	620,717 33
Province of Ontario, 6%, 1941.....	50,000 00	49,308 81
Province of Ontario, 6%, 1941.....	7,000 00	7,524 50
Province of Ontario, 6%, 1943.....	33,000 00	36,001 27
Province of Ontario, 5%, 1948.....	154,000 00	150,587 89
Province of Ontario, 5%, 1948.....	50,000 00	48,892 12
Province of Ontario, 5%, 1948.....	46,000 00	44,980 58
Province of Ontario, 6%, 1936.....	25,000 00	25,945 31
Province of Ontario, 4½%, 1943.....	110,000 00	105,231 20
Canadian Northern Pacific Rys. (Prov. of B.C. Guar.), 4½%, 1950.....	121,666 66	90,388 16
Canadian Northern Pacific Rys. (Prov. of B.C. Guar.), 4%, 1950.....	32,908 40	27,328 52
Canadian Northern Pacific Rys. (Prov. of B.C. Guar.), 4½%, 1950.....	11,261 46	10,012 27
Canadian Northern Pacific Rys. (Prov. of B.C. Guar.), 4½%, 1950.....	13,071 86	11,621 74
Canadian Northern Pacific Rys. (Prov. of B.C. Guar.), 4%, 1950.....	15,758 26	13,085 62
Canadian Northern Pacific Rys. (Prov. of B.C. Guar.), 4%, 1950.....	24,333 33	22,419 14
Grand Trunk Rys. (D.C. Guar.), 6%, 1936.....	25,000 00	26,037 91
Grand Trunk Pacific Rys. (Prov. of Alta. Guar.), 4%, 1939.....	1,944 00	1,818 27
Grand Trunk Pacific Rys. (Prov. of Alta. Guar.), 4%, 1942.....	9,720 00	8,898 56
Grand Trunk Pacific Rys. (Prov. of Sask. Guar.), 4%, 1939.....	5,346 00	5,001 02
Canadian Northern Western Rys. (Prov. of Alta. Guar.), 4½%, 1942.....	48,666 66	44,927 20
Canadian Northern Western Rys. (Prov. of Alta. Guar.), 4½%, 1942.....	138,953 06	131,720 43
Province of Alberta, 5%, 1943.....	23,000 00	23,502 10
Province of Alberta, 6%, 1941.....	25,000 00	26,746 04
Province of Alberta, 6%, 1936.....	7,000 00	7,259 34
Province of Alberta, 5%, 1959.....	375,000 00	375,000 00
Province of Saskatchewan Farm Loan, 5%, 1960.....	200,000 00	199,019 22
Province of British Columbia, 6%, 1941.....	25,000 00	26,746 04
Province of British Columbia, 4½%, 1946.....	25,000 00	24,755 88
Province of Manitoba, 5%, 1959.....	25,000 00	25,000 00
Province of Manitoba, 4½%, 1940.....	40,000 00	39,709 00
Province of Saskatchewan, 4½%, 1955.....	29,000 00	28,060 19
Town of Palmerston, 5%, 1936.....	9,889 60	9,802 43
Town of Selkirk, 5%, 1939.....	12,000 00	11,941 23
School District of Raymond, 6%, 1939.....	5,333 30	5,601 13
School District of Stettler, 5%, 1941.....	5,000 01	5,000 01
Town of Indian Head, 6%, 1944.....	1,732 90	1,779 23
Town of Kindersley, 6%, 1951.....	11,409 36	12,045 13

Schedule "C"—Continued

Bonds and Debentures Owned (not in default)

	Par Value	Book Value
<i>Mortuary Fund—Continued</i>		
Town of Castor, 5 ½ %, 1932	\$175 80	\$475 80
Rural Municipality of Rosedale, 4 ½ %, 1932	750 00	744 61
School of Wynyard, 7 %, 1943	7,200 00	7,515 23
Rural Municipality of Stonehenge, 5 ½ %, 1933	1,200 00	1,204 21
Town of Claresholm, 5 ½ %, 1945	28,176 08	28,176 08
Town of Selkirk, 5 %, 1949	2,000 00	1,980 72
Town of Qu'Appelle, 6 %, 1950	3,624 93	3,624 93
City of Sarnia, 5 %, 1946	87,176 63	85,961 45
Counties of Dundas, Stormont and Glengarry, 5 %, 1949	45,233 01	46,535 84
City of Portage la Prairie, 5 %, 1946	15,000 00	14,943 27
City of Lachine, 4 %, 1941	13,000 00	13,000 00
City of Lachine, 4 %, 1940	14,000 00	13,867 26
City of Lachine, 4 %, 1940	15,000 00	15,307 25
School of Riviere Ste. Pierre, 5 ½ %, 1938	8,000 00	7,812 00
Town of Dalhousie, 4 ½ %, 1938	10,500 00	10,447 01
Town of Selkirk, 5 %, 1939	25,000 00	24,777 50
Town of Kenora, 5 %, 1940	17,500 00	17,403 75
City of North Battleford, 5 %, 1936	50,000 00	46,773 84
City of North Battleford, 5 ¼ %, 1942	3,893 05	3,570 61
City of Lethbridge, 5 %, 1943	10,000 00	9,563 95
City of Medicine Hat, 5 %, 1943	20,000 00	18,306 43
City of Saskatoon, 5 %, 1943	15,145 58	13,863 36
City of Saskatoon, 5 %, 1943	81,000 00	72,278 60
Municipality of Coquitlam, 5 %, 1941	5,000 00	4,826 75
City of Sault Ste. Marie, 5 ½ %, 1945	50,000 00	48,170 00
City of Ottawa, 5 %, 1945	50,000 00	45,733 22
City of Toronto, 4 ½ %, 1945	25,000 00	20,463 27
Protestant Schools of Montreal, 4 %, 1942	13,127 59	12,114 65
Town of Orillia, 5 %, 1944	15,000 00	15,133 04
School District of La Salle, 5 ½ %, 1954	70,000 00	70,239 87
Town of Pointe Claire, 5 ½ %, 1934	9,328 65	9,328 65
School District of Prince Albert, 1964	66,729 50	66,729 50
City of Prince Albert, 1964	50,000 00	51,579 88
Roman Catholic Schools of Verdun, 5 ½ %, 1943	4,000 00	3,976 84
Town of Dauphin, 5 %, 1934	3,500 00	3,664 55
City of Edmonton, 5 ½ %, 1964	12,000 00	12,623 85
City of Edmonton, 5 ½ %, 1956	1,459 99	1,352 05
City of Edmonton, 4 ½ %, 1951	8,490 04	8,623 37
Township of York, 5 ½ %, 1939	2,000 00	1,014 08
Town of Pointe Claire, 5 ½ %, 1935	21,000 00	21,000 00
Sisters of Charity (subsidized by Province of Quebec), 5 %, 1944	25,000 00	26,227 89
City of Victoria, 5 ½ %, 1953	21,000 00	19,766 98
Protestant Schools of Montreal, 4 %, 1938	46,688 01	46,688 01
Rural Municipality of St. James, 5 ½ %, 1956	25,000 00	25,579 02
City of Sydney, 5 ½ %, 1941	38,000 00	36,316 92
City of Hamilton, 4 ½ %, 1944	2,000 00	1,995 38
City of Hamilton, 5 %, 1944	100,000 00	99,508 37
City of Halifax, 5 %, 1965	15,000 00	14,780 16
City of Regina, 5 %, 1959	30,000 00	29,697 45
City of Saskatoon, 5 %, 1945	63,000 00	62,558 87
City of Saskatoon, 5 %, 1945		
Plummer Memorial Hospital (Guaranteed by City of Sault Ste. Marie), 5 ½ %, 1945	20,000 00	20,571 41
City of Calgary, 4 ½ %, 1945	15,000 00	14,106 65
City of Calgary, 4 ½ %, 1940	5,000 00	4,608 53
City of Lachine, 4 %, 1940	111,000 00	114,310 20
City of Sydney, 5 ½ %, 1950	12,000 00	11,623 38
City of Medicine Hat, 5 %, 1944	26,500 00	26,297 37
Roman Catholic Schools of East Windsor, 5 ½ %, 1945	40,000 00	40,954 22
City of Lethbridge, 5 ½ %, 1946	14,600 00	14,198 42
City of Calgary, 4 ½ %, 1940	10,220 00	10,350 60
City of North Battleford, 5 ½ %, 1953	19,000 00	19,742 85
City of Lethbridge, 5 ½ %, 1946	10,500 00	10,258 36
City of Portage la Prairie, 5 %, 1951	26,081 22	27,067 04
City of Lethbridge, 5 ½ %, 1946	53,000 00	54,843 14
City of Medicine Hat, 6 %, 1949	30,000 00	32,616 30
City of Roseland, 6 %, 1951	2,258 44	2,258 44
Town of Listowel, 5 %, 1938	15,405 32	15,337 08
City of Moose Jaw, 5 %, 1938	10,298 44	10,235 84
City of Red Deer, 5 %, 1941	2,467 50	2,472 50
Town of Cochrane, 6 %, 1932	21,951 62	21,673 25
Town of Vegreville, 6 %, 1942	9,038 69	8,829 53
City of Red Deer, 6 %, 1943	22,848 69	23,346 38
Town of Cornwall, 5 ½ %, 1940	6,697 28	6,791 33
Township of Colchester, 5 ½ %, 1943	62,009 09	63,368 23
Town of Leaside, 5 ½ %, 1949	9,757 92	9,907 00
City of Niagara Falls, 5 %, 1944	755 80	764 72
Town of Harrison, 4 ½ %, 1934	7,852 40	7,906 41
Town of Waterloo, 5 ½ %, 1938	1,641 25	1,612 66
Town of Magrath, 5 %, 1933	17,171 15	16,198 31
Town of Sudbury, 5 %, 1943	50,359 25	51,766 58
Essex Border Utilities Commission, 5 ¼ %, 1952	22,116 61	22,540 85
Essex Border Utilities Commission, 5 ¼ %, 1954	18,000 00	18,755 41
Essex Border Utilities Commission, 5 ¼ %, 1950	50,000 00	51,309 93
Essex Border Utilities Commission, 5 ½ %, 1956	19,000 00	19,898 51
Essex	26,250 00	27,768 48
Town of Leamington, 5 ½ %, 1942	3,000 00	3,000 00
School of Lethbridge, 5 ½ %, 1961	10,000 00	9,863 12
Town of Leamington, 5 ¼ %, 1940	10,000 00	9,863 12
School District of Brandon, 5 %, 1943	51,000 00	51,321 51
City of Fort William, 4 ½ %, 1939	25,000 00	25,430 88
Town of Cote des Neiges, 5 %, 1940	9,000 00	8,901 90
City of Enderby, 5 %, 1936	11,000 00	9,864 80
City of Lethbridge, 4 ½ %, 1940		

Schedule "C"—Continued

Bonds and Debentures Owned (not in default)

	Par Value	Book Value
<i>Mortuary Fund—Continued</i>		
Municipality of Point Grey, 5%, 1937.....	\$11,193 18	\$10,738 89
City of Lachine, 5%, 1955.....	50,000 00	45,150 00
City of Sault Ste. Marie, 6%, 1931.....	47,000 00	44,918 56
City of Winnipeg, 6%, 1941.....	30,000 00	31,781 12
Roman Catholic Schools of Verdun, 5½%, 1964.....	94,000 00	97,808 92
School of Ste. Madeleine d'Outremont, 5½%, 1940.....	15,000 00	15,430 29
City of Fort William, 5%, 1940.....	11,000 00	10,884 50
School of Windsor, 5½%, 1944-48.....	38,290 37	39,682 14
Municipality of Point Grey, 5%, 1941.....	40,000 00	39,847 34
City of Welland, 5½%, 1940.....	8,130 79	8,294 58
Roman Catholic Schools of Toronto, 5½%, 1943.....	30,000 00	31,298 05
City of Edmonton, 5%, 1953.....	3,406 66	3,361 95
City of Edmonton, 5½%, 1935.....	2,000 00	2,025 37
Township of York, 6%, 1940.....	17,184 92	17,915 37
City of Welland, 5%, 1954.....	84,618 18	83,605 41
City of Welland, 5%, 1944.....	55,881 68	55,141 89
City of Hamilton, 4½%, 1944.....	54,000 00	51,695 40
City of Hamilton, 4½%, 1944.....	44,000 00	42,054 79
Roman Catholic Schools of Fort William, 5%, 1960.....	25,000 00	24,080 35
Town of Dominion, 5½%, 1950.....	20,000 00	20,475 18
City of Cap de la Madeleine, 5%, 1971.....	50,000 00	49,753 87
Town of Grimsby, 5%, 1936.....	3,200 00	3,239 62
Town of Kenora, 5%, 1940.....	6,935 64	6,859 14
School District of Weyburn, 6%, 1941.....	10,000 00	10,396 91
Town of Whitewood, 5%, 1941.....	3,013 80	2,906 91
Rural Municipality of Heart's Hill, 6%, 1932.....	500 00	503 59
Town of Outlook, 5%, 1933.....	3,879 20	3,817 88
City of Leamington, 5½%, 1945.....	13,852 67	14,293 30
City of Niagara Falls, 5%, 1950.....	42,631 30	41,608 66
Manitoba Provincial Exhibition (Guar. by City of Brandon), 5%, 1949.....	6,000 00	5,759 12
Portage la Prairie Industrial Exhibition (Guar. by City of Portage la Prairie), 5%, 1949.....	9,046 59	9,024 18
Town of Oakville, 5%, 1950.....	59,008 95	59,412 14
Township of Chapleau, 6%, 1950.....	17,024 27	17,569 65
Town of Midland, 5%, 1947.....	7,450 46	7,450 46
School District of Didsbury, 6%, 1937.....	3,600 00	3,680 26
Town of Minnedosa, 5%, 1932.....	746 72	743 83
Town of Cardston, 6%, 1932.....	555 82	558 19
Town of Cardston, 6%, 1932.....	197 20	197 64
Town of Deloraine, 6%, 1932.....	493 47	494 65
Town of Outlook, 5%, 1942.....	8,105 10	7,646 58
Township of North York, 5%, 1951.....	52,112 25	54,330 34
Town of Pembroke, 5%, 1940.....	16,524 17	17,931 86
Town of Pembroke, 5%, 1960.....	9,186 88	9,082 22
City of Vancouver, 3½%, 1939.....	35,000 00	33,813 50
Town of Maisonneuve, 4½%, 1952.....	6,990 00	6,926 75
Town of Maisonneuve, 4½%, 1952.....	6,800 00	6,852 25
Town of Dauphin, 6%, 1933.....	700 00	696 45
City of Kamloops, 5½%, 1941.....	24,000 00	24,555 83
City of Edmonton, 5½%, 1944.....	3,000 00	3,110 03
Township of York, 6%, 1940.....	14,768 39	15,238 34
Township of East Sandwich, 6½%, 1935.....	2,199 89	2,264 48
School District of Ford City, 5½%, 1955.....	13,101 18	13,681 62
Township of East York, 5%, 1948.....	65,441 66	64,821 86
Roman Catholic Schools of Toronto, 6%, 1941.....	90,000 00	96,036 44
Village of Fort Erie, 5½%, 1958.....	26,423 95	27,184 88
City of Hamilton, 4½%, 1944.....	30,000 00	28,682 80
School District of Brandon, 5%, 1943.....	9,000 00	8,879 95
City of Brandon, 5%, 1940.....	6,385 00	6,363 25
Town of Ste. Agathe des Monts, 5½%, 1954.....	5,100 00	5,000 71
Ville Ste. Pierre, 6%, 1941.....	10,000 00	10,576 85
District of North Vancouver, 6%, 1973.....	50,000 00	55,412 77
District of North Vancouver, 5½%, 1945.....	10,000 00	10,146 51
City of Medicine Hat, 6%, 1951.....	7,000 00	7,245 23
Township of York, 5%, 1943.....	25,000 00	25,507 95
City of Lethbridge, 5%, 1933.....	909 08	915 23
Town of Kindersley, 6%, 1942.....	26,342 63	26,855 12
Town of Mount Forest, 5½%, 1945.....	7,896 82	7,835 08
School District of Drumheller, 6%, 1948.....	25,500 00	25,500 00
School District of Vermillion Centre, 5½%, 1958.....	24,000 00	22,892 68
City of North Bay, 5½%, 1937.....	19,608 87	19,841 10
Township of North York, 5%, 1944.....	7,169 29	7,169 29
Town of Cardston, 6%, 1933.....	600 00	593 93
Town of Shoal Lake, 5%, 1932.....	1,039 75	1,017 99
Town of Essex, 5%, 1948.....	11,569 17	11,862 99
Township of North York, 5½%, 1960.....	124,471 02	132,288 09
School District of Sarnia, 5½%, 1950.....	37,642 56	39,581 24
School District of St. Edouard, 4½%, 1933.....	10,000 00	10,069 83
City of Medicine Hat, 5%, 1943.....	14,000 00	13,392 63
City of Saskatoon, 5%, 1945.....	5,000 00	4,488 39
District of South Vancouver, 5%, 1962.....	75,000 00	64,559 71
District of South Vancouver, 5%, 1962.....	30,000 00	25,823 82
District of South Vancouver, 5%, 1962.....	20,000 00	17,216 00
School District of Ste. Sacrament de Lachine, 5½%, 1952.....	15,500 00	15,907 25
City of Brandon, 5%, 1933.....	1,000 00	993 44
City of Edmonton, 5½%, 1947.....	13,000 00	13,516 99
City of Edmonton, 4½%, 1952.....	1,946 66	1,797 74
Township of East York, 5½%, 1938.....	17,085 47	17,306 16
School District of Edmonton, 5%, 1953.....	1,000 00	987 11
City of Edmonton, 5½%, 1947.....	1,000 00	1,037 75

Schedule "C"—Continued

Bonds and Debentures Owned (not in default)

Mortuary Fund—Continued:

	Par Value	Book Value
City of Sydney, 5 1/2%, 1942	\$5,000 00	\$5,021 60
Township of East York, 5 1/2%, 1938	32,878 17	32,772 41
City of Hamilton, 4 1/2%, 1944	14,000 00	13,400 94
City of Hamilton, 4 1/2%, 1944	27,000 00	25,839 05
City of Hamilton, 5%, 1944	29,000 00	28,934 98
County of York (Gnar. by Township of York), 5%, 1954	100,000 00	98,816 91
School District of Regina, 5%, 1960	150,000 00	147,755 70
Township of Etobicoke, 5 1/2%, 1950	114,941 22	122,122 82
Township of Etobicoke, 5 1/2%, 1944	12,888 23	13,353 59
City of Medicine Hat, 5%, 1942	33,000 00	32,049 02
Town of Liverpool, 5%, 1950	25,000 00	25,000 00
City of Regina, 5%, 1960	19,670 00	19,670 00
Town of Sydney, 6%, 1941	31,000 00	31,837 21
Town of Midland, 4%, 1932	1,112 12	1,112 12
Town of Beauceville, 5%, 1935	2,302 40	2,345 21
Town of Kenora, 5 1/2%, 1936	20,000 00	20,213 26
School District of Camrose, 6%, 1933	1,266 66	1,281 43
Town of Indian Head, 5%, 1946	10,000 00	9,620 40
Town of Tofield, 6%, 1964	43,515 88	43,515 88
Township of North York, 5 1/2%, 1939	35,143 88	35,884 27
School District of Brandon, 5 1/2%, 1956	40,000 00	40,243 14
Town of Chicoutimi, 4 1/2%, 1951	6,684 00	6,722 26
Town of Mount Forest, 4 1/2%, 1937	1,750 00	1,589 51
City of Wetaskiwin, 5%, 1939	6,306 45	6,369 39
Town of Carman, 5%, 1939	10,550 00	10,563 79
Town of Thessalon, 5%, 1939	8,408 55	8,408 55
Rural Municipality of Prairie, 5 1/2%, 1933	500 00	489 67
Town of Waterloo, 5 1/2%, 1944	42,918 52	43,948 58
City of Belleville, 4%, 1940	10,000 00	10,045 43
School District of St. Gregoire, 5%, 1938	12,000 00	12,818 31
Town of Cote St. Laurent, 4 3/4%, 1933	427 17	427 17
Town of St. Louis, 4%, 1941	10,000 00	9,918 00
Town of St. Louis, 4%, 1940	10,000 00	10,000 00
City of Terrebonne, 4 1/2%, 1942	5,600 00	5,645 99
City of Montreal West, 4%, 1941	9,545 82	9,545 82
Village of Rosemont, 5%, 1936	27,000 00	27,649 93
Town of Fraserville, 4 1/2%, 1933	3,000 00	3,000 00
Town of Arcola, 6%, 1939	5,000 00	5,292 28
City of Weyburn, 5%, 1935	11,000 00	11,045 01
Town of Pointe-aux-Trembles, 5%, 1953	61,000 00	52,048 89
Town of Pointe-aux-Trembles, 5%, 1953	69,000 00	58,874 97
Town of Drummondville, 5%, 1951	11,500 00	11,215 87
City of Fort William, 4 1/2%, 1940	19,000 00	16,549 15
City of Laval des Rapides, 6%, 1965	19,000 00	12,613 01
City of Sault-au-Recollet, 6%, 1955	14,000 00	24,235 20
School District of St. Stanislas, 6%, 1940	25,000 00	34,000 00
Toronto Power Company, 4 1/2%, 1941	34,000 00	66,643 10
Lethbridge Northern Irrigation District, 6%, 1951	73,000 00	66,643 10
Montreal Metropolitan Commission, 5%, 1942	50,000 00	52,967 47
City of Hull, 5 1/2%, 1947	200,000 00	192,992 49
Toronto Power Company, 4 1/2%, 1941	50,000 00	50,520 41
Toronto Power Company, 4 1/2%, 1941	9,733 33	5,791 08
Village of Hudson, 5 1/2%, 1949	29,200 00	27,173 11
City of St. Lambert, 5 1/2%, 1952	10,000 00	10,056 22
City of Verdun, 6%, 1941	120,000 00	122,479 67
City of Verdun, 6%, 1941	5,000 00	5,248 92
City of Three Rivers, 5 1/2%, 1953	25,000 00	26,197 59
City of St. Lambert, 5 1/2%, 1952	10,000 00	10,319 85
City of Hull, 5 1/2%, 1947	50,000 00	51,256 93
City of St. Lambert, 5 1/2%, 1952	25,000 00	25,937 66
City of Hull, 5 1/2%, 1947	20,000 00	20,688 93
City of St. Lambert, 5 1/2%, 1952	147,000 00	160,337 25
Town of Montreal North, 6%, 1957	25,000 00	27,583 54
Town of St. Michael, 6%, 1956	44,000 00	46,151 70
City of Three Rivers, 5 1/2%, 1947	6,000 00	6,613 79
Town of Ville St. Pierre, 6%, 1955	5,000 00	5,284 84
Town of Pointe-aux-Trembles, 6%, 1940	3,000 00	3,301 65
Town of St. Michael, 6%, 1956	3,000 00	3,290 66
Town of Montreal East, 6%, 1954	8,000 00	8,938 32
Town of Hampstead, 6%, 1959	7,000 00	7,746 16
Town of Montreal East, 6%, 1954	4,000 00	4,431 16
Town of St. Michael, 6%, 1955	8,000 00	8,454 57
Town of Pointe-aux-Trembles, 6%, 1941	6,000 00	6,660 62
Town of Montreal North, 6%, 1956	40,000 00	44,496 24
City of St. Lambert, 6%, 1961	5,000 00	5,507 14
Town of Montreal North, 6%, 1942	7,500 00	7,927 74
Town of Pointe-aux-Trembles, 6%, 1956	21,000 00	23,361 71
Town of Hampstead, 6%, 1961	4,000 00	4,599 28
Town of Montreal East, 6%, 1955	42,000 00	46,399 27
Town of Montreal North, 6%, 1957	38,000 00	41,903 54
Town of St. Michael, 6%, 1956	5,000 00	5,180 31
Town of Shawinigan Falls, 5 1/2%, 1945	21,000 00	21,772 68
Town of Shawinigan Falls, 5 1/2%, 1945	103,000 00	113,363 09
Town of St. Michael, 6%, 1955	1,000 00	1,080 71
Town of Montreal East, 6%, 1946	30,000 00	33,149 42
Town of Pointe-aux-Trembles, 6%, 1953	50,000 00	50,203 53
City of Edmonton, 5 1/2%, 1945	5,000 00	5,503 12
Town of Montreal North, 6%, 1955	5,000 00	5,531 22
Town of St. Michael, 6%, 1954	94,600 00	93,387 55
Schools of Three Rivers, 5%, 1951	22,000 00	22,908 28
Schools of La Salle, 5 1/2%, 1956	35,000 00	38,731 20
Town of Montreal East, 6%, 1954	3,000 00	3,330 28
Town of Montreal North, 6%, 1956		

Schedule "C"—Continued

Bonds and Debentures Owned (not in default)

	Par Value	Book Value
<i>Mortuary Fund—Continued</i>		
Town of Pointe-aux-Trembles, 6%, 1953.....	\$1,000 00	\$1,111 13
Town of Montreal North, 6%, 1957.....	6,000 00	6,676 88
Town of Montreal East, 6%, 1946.....	3,000 00	3,261 14
Town of St. Pierre-aux-Liens, 6%, 1956.....	3,000 00	3,357 64
City of St. Lambert, 5½%, 1952.....	10,000 00	10,511 38
City of Three Rivers, 5½%, 1953.....	2,000 00	2,103 23
Schools of Grand Mere, 5%, 1956.....	32,000 00	31,962 86
Town of Pointe-aux-Trembles, 6%, 1942.....	500 00	534 13
Protestant Schools of Montreal, 5%, 1939.....	34,000 00	34,000 00
City of Edmonton, 5½%, 1945.....	130,000 00	132,010 31
City of Edmonton, 5½%, 1945.....	176,000 00	182,102 01
Town of Neepawa, 6%, 1943.....	5,000 00	5,314 25
City of Hull, 5½%, 1962.....	5,000 00	5,298 16
City of St. Lambert, 5½%, 1956.....	1,000 00	1,060 40
City of St. Lambert, 5½%, 1954.....	1,000 00	1,046 06
City of Edmonton, 5%, 1946.....	1,000 00	989 66
City of Edmonton, 5½%, 1945.....	86,000 00	89,467 07
Lethbridge Northern Irrigation District, 6%, 1951.....	39,000 00	44,001 50
Town of Montreal East, 6%, 1946.....	1,000 00	1,092 84
City of St. John, 3½%, 1940.....	500 00	441 96
Town of Pointe-aux-Trembles, 6%, 1942.....	500 00	537 03
Town of La Tuque, 5%, 1944.....	4,000 00	3,974 97
Town of La Tuque, 5%, 1944.....	15,000 00	14,906 89
Town of Hampstead, 6%, 1959.....	3,000 00	3,400 03
Township of East York, 5½%, 1940.....	25,000 00	25,883 30
City of Three Rivers, 5½%, 1942.....	7,000 00	7,193 09
City of Edmonton, 5½%, 1953.....	2,000 00	2,088 31
Rural Municipality of East Kildonan, 6%, 1941.....	10,000 00	10,366 12
Township of Tisdale, 5½%, 1944.....	29,000 00	29,000 00
Schools of Saskatoon, 5%, 1959.....	40,000 00	38,273 91
City of Montreal, 4½%, 1953.....	50,000 13	45,501 48
City of Three Rivers, 5½%, 1947.....	22,000 00	22,667 58
City of Montreal, 4%, 1948.....	11,831 56	18,701 53
City of Montreal, 4%, 1950.....	26,834 43	22,947 10
Montreal Harbour Commission, 5%, 1969.....	50,000 00	49,754 20
City of Hamilton, 5%, 1944.....	67,000 00	66,849 82
City of Hamilton, 4½%, 1944.....	33,000 00	31,594 53
City of Hamilton, 4½%, 1944.....	6,000 00	5,745 35
City of Brandon, 5½%, 1949.....	50,000 00	51,442 82
Protestant Schools of Montreal, 5%, 1960.....	100,000 00	99,511 32
City of Granby, 5%, 1952.....	39,000 00	39,468 09
City of Saskatoon, 5%, 1950.....	30,000 00	29,641 92
Roman Catholic Schools of Granby, 5%, 1960.....	35,000 00	35,422 74
City of Belleville, 4%, 1940.....	25,000 00	23,036 65
Roman Catholic Schools of Chicoutimi, 5%, 1939.....	30,000 00	29,447 72
Town of St. Michael, 6%, 1954.....	2,000 00	2,268 30
City of Three Rivers, 5½%, 1968.....	75,000 00	81,172 72
City of Shawinigan Falls, 5%, 1959.....	20,000 00	19,853 45
Roman Catholic Schools of Shawinigan Falls, 5%, 1955.....	26,000 00	25,936 70
Town of Dolbeau, 5½%, 1945.....	20,000 00	20,000 00
City of St. Hyacinthe, 5%, 1949.....	16,500 00	16,500 00
Town of Montreal North, 6%, 1956.....	5,000 00	5,701 62
Town of Montreal East, 6%, 1954.....	4,000 00	4,562 35
Town of St. Michael, 6%, 1955.....	10,000 00	11,373 82
City of Hull, 5%, 1957.....	20,500 00	20,600 17
Township of East York, 5½%, 1950.....	32,235 59	33,221 07
Roman Catholic Schools of Shawinigan Falls, 5%, 1955.....	25,000 00	25,000 00
Port Arthur General Hospital (Guaranteed by City of Port Arthur), 5½%, 1955.....	21,000 00	22,078 97
Town of Montreal East, 6%, 1946.....	5,000 00	5,454 26
Town of Pointe-aux-Trembles, 6%, 1942.....	4,000 00	4,273 22
Agricultural Credit Commission (Guar. by Pro. of B.C.), 4½%, 1941	25,000 00	24,729 95
Roman Catholic Schools of St. Clotilde, 6%, 1941.....	8,000 00	8,672 28
Town of Pointe-aux-Trembles, 6%, 1941.....	34,191 80	36,767 38
Montreal Metropolitan Commission, 5%, 1942.....	5,000 00	5,072 51
Town of New Waterford, 5½%, 1951.....	27,000 00	27,000 00
Town of East Angus, 5%, 1941.....	25,000 00	24,287 02
City of Moose Jaw, 5%, 1936.....	\$1,666 65	\$1,662 45
City of Moose Jaw, 5%, 1939.....	11,853 23	11,793 25
Town of Strasbourg, 6%, 1933.....	1,919 81	1,878 43
Town of Fort Frances, 5%, 1948.....	40,890 65	40,135 74
Rural Municipality of East Kildonan, 6%, 1941.....	13,000 00	13,490 01
Town of Blind River, 5½%, 1958.....	15,719 51	15,249 04
County of Lanark, 5%, 1949.....	\$4,881 56	\$4,266 48
City of Medicine Hat, 5%, 1950.....	5,000 00	4,794 56
Township of London, 5½%, 1950.....	14,578 47	14,034 01
Schools of Weyburn, 5%, 1936.....	3,333 50	3,372 04
Village of Megantic, 5%, 1936.....	5,700 00	5,705 28
Township of North York, 5½%, 1939.....	20,000 00	20,690 00
Town of Leamington, 5½%, 1940.....	2,000 00	2,000 00
Town of Bridgburg, 5½%, 1956.....	6,788 22	6,990 40
Town of New Toronto, 5%, 1944.....	25,170 03	24,246 45
Town of Almonte, 5%, 1960.....	29,866 21	30,158 99
Town of Eastview, 5½%, 1947.....	25,400 17	25,862 70
Town of Maisonneuve, 4½%, 1940.....	10,000 00	10,175 44
District of Pentiction, 6%, 1942.....	5,000 00	4,853 25
District of Pentiction, 6%, 1941.....	68,000 00	68,000 00
Schools of Winnipeg, 4%, 1945.....	32,000 00	28,452 53
Schools of Windsor, 5½%, 1937.....	6,217 89	6,249 30
Schools of Windsor, 5½%, 1939.....	1,033 71	1,039 82
Roman Catholic Schools of St. Gregoire, 6%, 1955.....	100,000 00	110,564 50

Schedule "C"—Continued

Bonds and Debenture Owned (not in default)

	Par Value	Book Value
<i>Mortuary Fund—Continued:</i>		
Town of Montreal North, 6%, 1954.....	\$1,099 00	\$1,099 52
Schools of Windsor, 5½%, 1944.....	20,000 00	20,502 49
Town of St. Michael, 6%, 1954.....	30,000 00	32,985 52
Town of St. Michael, 6%, 1954.....	97,000 00	106,653 24
Roman Catholic Schools of Montreal East, 5%, 1945.....	40,000 00	39,271 42
City of Calgary, 5%, 1944.....	7,000 00	6,860 97
Town of St. Michael, 6%, 1954.....	22,000 00	24,326 87
Town of St. Michael, 6%, 1954.....	1,000 00	1,106 59
Town of St. Michael, 6%, 1954.....	25,000 00	27,406 06
City of Edmonton, 7%, 1941.....	18,200 00	18,492 84
Protestant Schools of Sherbrooke, 5½%, 1938.....	32,300 00	33,440 66
Township of Bagot, 5½%, 1956.....	5,840 00	5,762 72
City of Edmonton, 5%, 1953.....	3,500 00	3,635 21
City of Edmonton, 5½%, 1945.....	60,000 00	62,477 90
City of Edmonton, 5½%, 1946.....	5,000 00	4,979 48
School District of Saskatoon, 5%, 1953.....	24,000 00	23,343 24
Town of Glace Bay, 5%, 1948.....	15,000 00	15,000 00
Roman Catholic Schools of Windsor, 5½%, 1940.....	1,000 00	1,012 65
Roman Catholic Schools of Windsor, 5½%, 1953.....	13,000 00	12,442 17
City of Hamilton, 4½%, 1944.....	4,000 00	3,991 03
City of Hamilton, 5½%, 1944.....	99,932 40	96,706 40
Town of Walkerville, 5%, 1959.....	25,000 00	25,000 00
City of Brantford, 5%, 1956.....	57,000 00	55,540 17
Town of Collingwood, 5%, 1943.....	25,000 00	24,379 52
Town of Collingwood, 5%, 1946.....	30,000 00	31,155 75
Town of Farnham, 5½%, 1959.....	25,000 00	24,880 69
School Districts of Moncton, 5%, 1958.....	50,000 00	47,530 88
City of London, 4½%, 1944.....	28,000 00	31,802 76
Town of St. Michael, 6%, 1954.....	19,496 00	19,397 41
City of Brandon, 5%, 1945.....	6,000 00	6,814 83
Town of Montreal North, 6%, 1954.....	47,489 94	49,528 49
Village of Wheatley, 5½%, 1960.....	9,991 24	10,675 88
Town of Wheatley, 5½%, 1945.....	7,900 00	7,994 23
Town of Timmins, 5½%, 1936.....	10,865 72	10,816 67
County of Peel, 5%, 1938.....	1,469 11	1,469 11
Town of Mount Forest, 5½%, 1936.....	1,550 00	1,490 06
Town of Perth, 5%, 1934.....	6,873 88	6,591 73
Town of Morrisburg, 4½%, 1945.....	3,350 00	3,321 88
Village of Markdale, 5%, 1937.....	11,035 80	11,061 89
City of Regina, 4½%, 1936.....	5,645 97	5,645 97
Town of New Liskeard, 5%, 1938.....	43,576 64	43,576 64
Town of Humboldt.....	13,992 37	13,992 37
Town of Battleford.....	29,716 80	29,716 80
Town of Macleod, 4% 1974.....	50,000 00	53,907 61
Township of Teck, 6%, 1946.....	14,064 68	13,896 69
Town of Souris, 5%, 1941.....	6,944 30	6,944 30
Town of Bassano, 3%, 1975.....	14,945 87	14,945 87
Town of Taber, 4%, 1970.....	14,172 79	14,172 79
Town of Redcliffe, 3%, 1975.....	382 10	378 01
Town of Outlook, 5%, 1932.....	3,918 24	3,918 24
Town of Melville, 5½%, 1958.....	500 00	493 47
Rural Municipality of Prairie, 5½%, 1932.....	16,000 00	16,461 12
Town of Melfort, 8%, 1943.....	89 43	88 50
Town of Cardston, 6%, 1932.....	90 25	89 78
Town of Cardston, 6%, 1932.....	931 13	931 13
Village of Point Edward, 6%, 1932.....	1,894 64	1,869 01
City of Red Deer, 6%, 1943.....	1,514 80	1,506 77
Town of Dauphin, 6%, 1934.....	5,581 42	5,581 42
Town of Watrous, 5½%, 1956.....	49,731 67	45,883 80
Town of Walkerville, 5%, 1943.....	43,627 06	43,054 74
Township of Stamford, 5%, 1957.....	15,300 00	15,349 99
Township of Moore, 5½%, 1949.....	20,710 09	21,179 96
Town of Timmins, 5½%, 1959.....	14,000 00	14,000 00
Town of Birtle, 5¾%, 1949.....	44,862 49	44,862 49
Township of Scarborough, 5%, 1949.....	37,939 50	39,157 86
Town of Sandwich, 5¾%, 1959.....	34,963 77	34,963 77
Township of Stamford, 5%, 1959.....	9,294 19	9,294 19
Town of Midland, 5%, 1949.....	30,000 00	31,707 92
Town of Capreol, 6%, 1956.....	4,599 24	4,567 36
City of Niagara Falls, 5%, 1943.....		
	\$13,432,575 10	\$13,513,700 66

Sick Benefit Fund:

Grand Trunk Rys. (Dom. of Canada Guar.), 7%, 1940.....	\$9,000 00	\$9,989 79
Province of Ontario, 5%, 1948.....	50,000 00	48,892 12
Town of Ridgetown, 4½%, 1934.....	1,316 37	1,322 47
Town of Indian Head, 5%, 1936.....	5,000 00	5,048 50
Town of Blairmore, 5½%, 1932.....	1,268 64	1,257 17
Rural Municipality of Rosemont, 5½%, 1933.....	800 00	802 79
Town of Dauphin, 6%, 1944.....	3,789 65	3,705 35
School Commission of Coteau Ste. Pierre, 6%, 1955.....	9,000 00	9,000 00
Town of Orillia, 5%, 1944.....	25,428 41	23,660 70
City of Prince Albert, 1964.....	15,784 86	15,784 86
City of Edmonton, 7%, 1941.....	2,000 00	2,204 27
Roman Catholic Schools of River Ste. Pierre, 5½%, 1944.....	1,000 00	1,033 41
Rural Municipality of St. James, 5½%, 1956.....	2,941 99	2,911 99
City of Lethbridge, 5½%, 1946.....	19,918 78	20,671 68
Town of Waterloo, 5½%, 1938.....	3,240 00	3,283 65
Town of Qu'Appelle, 5%, 1935.....	2,666 84	2,689 17
Town of Raymond, 5%, 1936.....	6,666 65	6,577 81

Schedule "C"—Continued

Bonds and Debentures Owned (*not in default*)

<i>Sick Benefit Fund—Continued</i>	Par Value	Book Value
Town of Yorkton, 5%, 1933.....	\$1,336 64	\$1,295 55
Town of Eastview, 5%, 1944.....	9,000 00	8,215 25
Township of East York, 5%, 1959.....	144,304 21	140,468 94
Township of East York, 5%, 1958.....	22,357 42	21,762 32
Township of North York, 5%, 1944.....	7,099 61	7,099 61
Town of Shoal Lake, 6%, 1934.....	932 20	910 94
School Commission of Hull, 5½%, 1953.....	13,500 00	13,583 91
Town of La Salle, 5%, 1954.....	1,000 00	1,000 00
City of Edmonton, 5½%, 1947.....	4,000 00	4,131 26
Roman Catholic Schools of Bedford, 5½%, 1952.....	1,200 00	1,243 99
School District of Strathcona, 5%, 1939.....	1,333 34	1,333 34
Town of Greenfield Park, 5%, 1942.....	20,000 00	18,276 26
Toronto Power Company, 4½%, 1941.....	48,666 66	44,428 65
Town of Pointe-aux-Trembles, 6%, 1953.....	9,000 00	9,828 68
City of St. Lambert, 5½%, 1954.....	1,000 00	1,034 34
City of Verdun, 5½%, 1954.....	1,000 00	1,054 64
Town of Ste. Rose, 6%, 1954.....	10,000 00	11,066 05
Town of Montreal East, 6%, 1954.....	1,000 00	1,116 66
Town of Ste. Pierre, 6%, 1935.....	2,000 00	2,280 65
Town of St. Michael, 6%, 1956.....	10,000 00	11,403 24
Town of Montreal East, 6%, 1955.....	1,000 00	1,138 85
Town of Pointe-aux-Trembles, 6%, 1941.....	10,808 20	11,622 36
Village of Blyth, 5%, 1932.....	382 14	381 22
City of Halifax, 6%, 1952.....	2,000 00	2,230 28
Town of St. Michael, 6%, 1954.....	1,000 00	1,135 80
Town of Montreal North, 6%, 1954.....	1,000 00	1,135 80
Town of Iroquois, 4%, 1932.....	1,100 00	1,058 41
Village of Dundalk, 5%, 1939.....	2,102 18	2,102 18
Town of Melville, 5½%, 1958.....	15,597 87	15,597 87
Town of Souris, 5%, 1940.....	7,397 78	7,040 80
City of Red Deer, 6%, 1943.....	7,103 49	7,007 09
	<u>\$518,013 93</u>	<u>\$510,832 67</u>
Totals not in default.....	<u>\$13,950,589 03</u>	<u>\$14,024,533 33</u>

Schedule "D"

Bonds and Debentures Owned (*in default*)

<i>Mortuary Fund:</i>	Par Value	Book Value
Town of Canora, 5%, 1932.....	\$2,238 06	\$2,218 00
Rural Municipality of Key West, 6%, 1932.....	1,300 00	1,313 65
Rural Municipality of Caledonia, 5%, 1932.....	1,200 00	1,195 68
Rural Municipality of Invermay, 5%, 1932.....	1,200 00	1,195 68
City of Swift Current, 3%, 1937.....	21,000 00	21,000 00
City of Swift Current, 3%, 1937.....	6,145 77	6,145 77
School of Sacre Coeur, 6%, 1932.....	250 00	249 12
City of Swift Current, 3%, 1937.....	7,937 04	7,937 04
City of Swift Current, 3%, 1937.....	10,914 65	10,914 65
City of Swift Current, 3%, 1937.....	45,000 00	45,000 00
Town of Estevan, 5%, 1941.....	4,842 14	4,801 20
School of Radville, 6%, 1932.....	700 00	698 73
	<u>\$102,727 66</u>	<u>\$102,669 52</u>
<i>Sick Benefit Fund:</i>		
City of Swift Current, 3%, 1937.....	<u>\$17,817 46</u>	<u>\$17,817 46</u>
Totals in default.....	<u>\$120,545 12</u>	<u>\$120,486 98</u>

CANADIAN ORDER OF ODDFELLOWS

HEAD OFFICE, TORONTO, ONT.

Organized.—June, 1852. *Incorporated.*—September 11th, 1882

OFFICERS

D. W. Donaldson, Grand Master; Calvin Davis, Im. Past Grand Master; George Sellar, Deputy Grand Master; Jas. Mellor and David T. Cooper, Grand Representatives; Robert Fleming, Secretary; W. H. Shaw, Treasurer.

Auditors.—W. L. Young and W. R. Day.

Actuary.—Sidney H. Pipe.

GOVERNING EXECUTIVE AUTHORITY

(as at date of filing statement)

Grand Master D. W. Donaldson, Toronto, Ont.; Im. Past Grand Master, Calvin Davis, Hamilton, Ont.; Deputy Grand Master, George Sellar, Montreal, Que.; Grand Secretary, Robert Fleming, Toronto, Ont.; Grand Treasurer, W. H. Shaw, Toronto, Ont.; Grand Representatives Jas. Mellor, Brantford, Ont.; David T. Cooper, Hamilton, Ont.

Summary of Funds

Balances of Funds—December 31st, 1931:		
Mortuary Fund.....	\$367,846	79
Sickness Fund.....	4,734	60
Contingent Fund.....	170	10
Guarantee Fund.....	500	00
Child's Insurance Fund.....	218	51
Building Revenue.....	1,060	27
General Fund.....	1,305	94
Total.....	\$375,836	21
Add Non-Ledger Assets.....		8,257 36
		<u>\$384,093 57</u>
Deduct due and accrued Liabilities (except Reserve).....	\$2,940	00
Deduct unadmitted assets.....	1,743	57
		<u>4,683 57</u>
Net Balance of All Funds.....		<u>\$379,410 00</u>
Reserve as per Actuary's report.....		<u>\$306,578 12</u>
Balance—Surplus of Assets over all Liabilities and Reserve.....		<u>\$72,831 88</u>

Statement for the Year Ending 31st December, 1931

Assets

Ledger Assets

Book value of real estate, office premises (less encumbrances).....		\$19,000	00
Mortgage loans on real estate, first mortgages.....		31,450	00
Loans and liens on policies.....		5,390	00
Book values of bonds, debentures and debenture stocks:			
Not in default.....	\$303,195	28	
In default.....	2,324	75	
			<u>305,520 03</u>
Cash on hand and in banks:			
On hand at head office.....	\$1,252	81	
In chartered banks of Canada in Canada.....	1,915	05	
In all other banks and depositories.....	11,095	47	
			<u>14,263 33</u>
Amounts owing by lodges.....			<u>212 85</u>
Total Ledger Assets.....			<u>\$375,836 21</u>
<i>Non-Ledger Assets</i>			
Interest due and accrued.....		\$5,971	56
Collections reported, but not received by head office.....		2,285	80
Total Non-Ledger Assets.....			<u>\$8,257 36</u>
Total Assets.....			<u>\$384,093 57</u>
Deduct assets not admitted:			
Deficiency of market under book value of bonds and debentures in default.....		1,743	57
Total Admitted Assets.....			<u>\$382,350 00</u>

Liabilities

Provision for unpaid claims, death benefits.....		\$2,940	00
Total Liabilities (except Reserve).....			<u>\$2,940 00</u>
Net required Reserve, per Actuary's report, for outstanding contracts of:			
Mortuary Fund.....	\$300,578	12	
Mortuary Fund, Contingent Reserve.....	6,000	00	
Total Reserve.....			<u>\$306,578 12</u>

Statement of Operation for Each Fund for the Year Ending 31st December, 1931

MORTUARY FUND

Balance of Fund (Ledger Assets), December 31st, 1930.....		\$349,229	82
Income for the year:			
Premiums (with extra dues, etc.).....	\$35,492	55	
Interest and rents.....	17,610	37	
Profit on sale of debentures.....	893	26	
Total Income.....			<u>53,996 18</u>
			<u>\$403,226 00</u>

MORTUARY FUND—Continued

Disbursements for the year:		
Death claims.....	\$20,633 00	
Surrender values.....	2,842 93	
Total Disbursements.....		\$23,475 93
Deduct:		\$379,750 07
Transfers to General Fund.....	11,903 28	
Balance of Fund (Ledger Assets), December 31st, 1931.....		\$367,846 79

SICKNESS FUND

Balance of Fund (Ledger Assets), December 31st, 1930.....		\$4,490 01
Income for the year:		
Premiums.....	\$129 33	
Interest and rents.....	211 27	
Other income.....	3 70	
Total Income.....		344 30
Disbursements for the year:		\$4,834 31
Sickness claims.....	99 71	
Balance of Fund (Ledger Assets), December 31st, 1931.....		\$4,734 60

GUARANTEE FUND

Balance of Fund (Ledger Assets), December 31st, 1930.....		\$500 00
Receipts from lodges.....	\$166 50	
Receipts from interest.....	27 50	
Total Income.....		194 00
Deduct:		\$694 00
Transfers to General Fund.....	194 00	
Balance of Fund (Ledger Assets), December 31st, 1931.....		\$500 00

CONTINGENT FUND

Income for the year:		
American exchange.....		\$170 10
Balance of Fund (Ledger Assets), December 31st, 1931.....		\$170 10

CHILD'S INSURANCE FUND

Balance of Fund (Ledger Assets), December 31st, 1930.....		\$205 22
Income for the year:		
Assessments.....		13 29
Total Income.....		\$218 51
Balance of Fund (Ledger Assets), December 31st, 1931.....		\$218 51

BUILDING REVENUE FUND

Balance of Fund (Ledger Assets), December 31st, 1930.....		\$683 77
Income for the year:		
Receipts from rentals.....	\$2,096 00	
Receipts from interest.....	19 53	
Total Income.....		2,115 53
Disbursements for the year:		\$2,799 30
Caretaking, \$208.00; fuel, \$232.87; repairs, \$88.38.....	\$529 25	
Interest, \$800.00; taxes, \$410.38.....	1,210 38	
Total Disbursements.....		1,739 03
Balance of Fund (Ledger Assets), December 31st, 1931.....		\$1,060 27

GENERAL FUND

Balance of Fund (Ledger Assets), December 31st, 1930.....		\$1,732 79
Income for the year:		
Assessments, dues, fees and fines.....	\$3,805 72	
Other revenue:		
Charter fees.....	50 00	
Registration fees.....	97 00	
Lodge supplies.....	169 53	
Sundries.....	8 00	
Total Income.....		4,130 25
		<u>\$5,863 04</u>
Disbursements for the year:		
Head Office Expenses:		
Salaries.....	\$6,289 98	
Directors' fees.....	281 75	
Auditors' fees.....	200 00	
Actuaries' fees and expenses.....	375 00	
Travelling expenses.....	304 70	
Rents.....	1,200 00	
Total.....		\$8,651 43
Agency and Organization Expenses:		
Commissions.....	\$558 00	
Salaries.....	4,969 75	
Advertising.....	72 30	
Miscellaneous.....	99 02	
Total.....		5,699 07
All Other Expenses:		
Bonding.....	\$33 00	
Books and periodicals.....	129 67	
Legal fees.....	44 56	
Medical fees.....	200 00	
Taxes and licenses.....	185 64	
Telephone, telegrams and express.....	107 40	
Lodge supplies.....	122 71	
Light and water.....	34 34	
Honorarium G. M.....	250 00	
Official publications.....	782 69	
Miscellaneous.....	413 87	
Total.....		2,303 88
Total Disbursements.....		<u>16,654 38</u>
Transfers from: Mortuary Fund.....	\$11,903 28	\$10,791 34
Guarantee Fund.....	194 00	
		<u>12,097 28</u>
Balance of Fund (Ledger Assets), December 31st, 1931.....		<u>\$1,305 94</u>

Exhibit of Policies (Mortuary)

Classification	Whole Life Continuous Premiums		Whole Life Limited Payment Premiums		Endowment Assurances	
	No. (1)	Amount (2)	No. (3)	Amount (4)	No. (5)	Amount (6)
At end of 1930.....	1,256	\$922,826 30	4	\$3,000 00	148	\$130,750 00
New issued.....	2	1,250 00			27	20,000 00
Old revived.....	2	995 00	1	1,000 00		
Recovered from disability.....						
Old increased.....						
Transferred to.....						
Totals.....	1,260	\$925,071 30	5	\$4,000 00	175	\$150,750 00
Less ceased by:						
Death.....	19	\$15,875 00				
Maturity.....						
Expiry.....						
Disability.....						
Surrender.....	15	1,877 68			4	205 00
Lapse.....	29	20,590 00			10	8,250 00
Decrease.....		10,959 82				3,795 00
Not taken.....						
Transferred from.....	2	1,105 00				
Total ceased.....	65	\$50,407 50			14	\$12,250 00
At end of 1931.....	1,195	\$874,663 80	5	\$4,000 00	161	\$138,500 00

Exhibit of Policies Mortuary—Continued

Classification	20-Pay Life		Paid-Up		Totals		Total for the Province only	
	No. (7)	Amount (8)	No. (9)	Amount (10)	No. (11)	Amount (12)	No. (13)	Amount (14)
At end of 1930	298	\$266,750 00	181	\$52,959 50	1,887	\$1,376,285 80	1,616	\$1,132,555 00
New issued...	49	35,250 00			78	56,500 00	43	30,500 00
Old revived...					3	1,995 00	3	1,995 00
Recovered from disability								
Old increased.				510 00		510 00		510 00
Transferred to.	1	500 00	1	605 00	2	1,105 00	2	1,105 00
Totals.....	348	\$302,500 00	182	\$54,074 50	1,970	\$1,436,395 80	1,664	\$1,166,665 00
Less ceased by:								
Death.....			15	\$4,758 00	34	\$20,633 00	33	\$20,083 00
Maturity.....								
Expiry.....								
Disability.....								
Surrender.....	10	760 25			29	2,842 93	21	2,365 18
Lapse.....	51	45,000 00			90	73,840 00	82	66,840 00
Decrease.....		11,989 75				26,744 57		20,652 32
Not taken.....								
Transferred from.....					2	1,105 00	2	1,105 00
Total ceased..	61	\$57,750 00	15	\$4,758 00	155	\$125,165 50	138	\$111,045 50
At end of 1931	287	\$244,750 00	167	\$49,316 50	1,815	\$1,311,230 30	1,526	\$1,055,619 50

Miscellaneous

What class or classes of members, if any, are entitled in event of discontinuance of premium payment to benefit thereafter? Paid-up policies.

Under what conditions as to membership, etc., are such benefits available? Death.

What is the nature of benefits so granted? Face value of policy.

Give particulars of any distribution of surplus during last three years. None.

Valuation Balance Sheet

MORTUARY DEPARTMENT

Liabilities

Reserve.....	\$300,578 12
Unpaid claims.....	2,940 00
Contingent reserve.....	6,000 00
Investment reserve.....	10,000 00
Total.....	<u>\$319,518 12</u>

Assets

Life Insurance Fund.....	\$376,061 75
Total.....	<u>\$376,061 75</u>

The ratio of assets to liabilities was 117.7 per cent.

The valuation basis was the Fraternal American Table, at 4½ per cent. interest for readjusted business and 4 per cent. for business written since adjustment.

The amount of insurance valued was \$1,311,230.00.

The valuation was made by Sidney H. Pipe, Fellow of the Actuarial Society of America.

No valuation was made of sickness department.

Schedule "C"

Bonds and Debentures Owned by the Society (not in default)

Mortuary Fund:	Par Value	Book Value
Town of Sandwich, Ont., 5½%, 1942.....	\$1,000 00	\$1,020 69
Town of Sandwich, Ont., 5½%, 1943.....	1,000 00	1,022 05
School District of Beaver Hill, Sask., 6%, 1941.....	2,728 15	2,696 12
School District of Norquay, Sask., 6%, 1947.....	3,500 00	3,963 17
Township of Teck, Ont., 6%, 1933.....	2,863 93	2,863 93
Town of Kerrobert, Sask., 6%, 1953.....	11,124 52	11,777 59
School District of Falher Consolidated, Alta., 6½%, 1945.....	13,066 67	13,815 11
Town of Melfort, Sask., 6%, 1942.....	5,467 22	5,700 11
Village of St. Romauld, Que., 5%, 1939.....	5,000 00	5,039 16
Town of North Battleford, Sask., 5½%, 1953.....	9,733 33	10,368 60
Town of Watrous, Sask., 5½%, 1956.....	21,828 91	21,591 86
Township of Calvert, Ont., 5½%, 1952.....	12,000 00	12,738 92
Township of Calvert, Ont., 5½%, 1955.....	7,000 00	7,389 36
Town of Glace Bay, N.S., 6%, 1950.....	22,000 00	24,678 37
Town of Vegreville, Alta., 6%, 1952.....	13,324 37	14,777 24
Town of The Pas, Man., 6%, 1959.....	27,000 00	30,492 04

Schedule "C"—Continued

Bonds and Debentures Owned by the Society (*not in default*)

	Par Value	Book Value
<i>Mortuary Fund—Continued</i>		
Township of Teck, Ont., 6%, 1940	\$4,749 09	\$1,986 39
Town of Selkirk, Man., 6½%, 1947	5,000 00	5,802 32
Town of Dryden, Ont., 5½%, 1950	1,000 00	1,060 43
Rural Municipality of East Kildonan, Man., 6%, 1942	3,000 00	3,118 45
Rural Municipality of North Kildonan, Man., 6%, 1945	5,000 00	5,289 49
Town of Sydney Mines, N.S., 6%, 1941	2,000 00	2,118 74
Rural Municipality of Woodlea, Man., 6%, 1936	15,243 23	15,203 20
Town of Drumhellar, Alta., 6%, 1949	14,159 83	15,138 92
Township of Teck, Ont., 6%, 1949	18,194 02	19,966 00
School District of East Kildonan, Man., 5½%, 1956	4,500 00	4,921 40
School District of East Kildonan, Man., 6%, 1951	19,000 00	20,738 82
School District of De Lisle, Man., 5½%, 1941	7,462 18	7,618 69
School District of Denzil, Sask., 6%, 1949	9,134 56	10,191 44
School District of Smiley, Sask., 6%, 1950	3,775 98	4,076 62
School District of Smiley, Sask., 6%, 1950	9,728 16	10,191 56
	<u>\$278,584 15</u>	<u>\$298,356 79</u>
<i>Sick Benefit Fund:</i>		
Town of Sydney Mines, N.S., 5½%, 1944	\$1,000 00	\$1,000 00
Town of Hawkesbury, Ont., 6%, 1939	1,000 00	1,031 67
Town of Sault Ste. Marie, Ont., 5%, 1940	1,000 00	963 10
Town of Sault Ste. Marie, Ont., 5%, 1941	1,400 00	1,343 72
	<u>\$4,400 00</u>	<u>\$4,338 49</u>
<i>Guarantee Fund:</i>		
Town of Sydney Mines, N.S., 5½%, 1944	\$500 00	\$500 00
Totals not in default	<u>\$283,484 15</u>	<u>\$303,195 28</u>

Schedule "D"

Bonds and Debentures Owned by the Society (*in default*)

	Par Value	Book Value
<i>Mortuary Fund:</i>		
Town of East End, Sask., 6%, 1937	\$2,275 38	\$2,324 75

CANADIAN WOODMEN OF THE WORLD*

HEAD OFFICE, LONDON, ONT.

Officers.—Head Consul Commander, Clair Jarvis, London; Head Clerk, P. C. Hooper, London; Head Banker, J. H. Saunders, London; Head Adviser, Lieutenant Chas. E. Hanna, Belleville, Ont.; Head Managers, John Manning, London, E. E. Hilton, Strathroy, Wm. Meen, Toronto; Head Physician, J. L. Huffman, M.D., London; Head Escort, H. Durrant, Toronto; The Head Watchman, J. Bradford, Lindsay, Ont.; Head Sentry, Chas. Baldry, Niagara Falls, Ont.; Past Head Consul, D. Cinnamon, Lindsay, Ont.

Head Managers.—John Manning, London; William Meen, Toronto; E. E. Hilton, Strathroy.

	ASSETS	PREMIUMS WRITTEN—CLAIMS INCURRED
Assets	\$1,916,842	Premiums—Ontario (net) \$212,415
Ontario insurance in force (gross)	3,468,572	Premiums—Canada (net) 242,080
Canadian insurance in force (gross)	4,564,072	Benefits paid—Ontario (net) 103,055
		Benefits paid—Canada (net) 124,042

CATHOLIC ORDER OF FORESTERS*

HEAD OFFICE, CHICAGO, ILLINOIS

Principal Office in Canada, Toronto, Ont.

Manager or Chief Executive Officers in Canada.—Michael F. Mogan, Toronto.

Chief or General Agent in Ontario.—Michael F. Mogan, 268 Carlton St., Toronto.

	ASSETS	PREMIUMS WRITTEN—CLAIMS INCURRED
Assets	\$28,233,973	Premiums—Ontario (net) \$109,482
Ontario insurance in force (gross)	3,989,317	Premiums—Canada (net) 392,407
Canadian insurance in force (gross)	15,369,317	Premiums—Total (net) 4,156,069
Total insurance in force (gross)	116,416,943	Benefits paid—Ontario (net) 85,862
		Benefits paid—Canada (net) 275,989
		Total benefits paid (net) 2,187,093

*See note on page 1.

**GRAND COUNCIL OF THE CATHOLIC MUTUAL BENEFIT
ASSOCIATION OF CANADA***

HEAD OFFICE, MONTREAL, QUEBEC

Officers.—Grand President, F. J. Curran, K.C., Montreal; Grand Secretary, H. A. Fyland, Montreal.

Directors.—C. A. Pariseault, K.C., Montreal; W. J. Sutherland, Smith's Falls, Ont.; Albon Gillis, Summerside, P.E.I.

Chief or General Agent in Ontario.—Jno. F. Boland, 401 Reford Building, Toronto, Ont.

Assets.....	\$1,525,408	PREMIUMS WRITTEN—CLAIMS INCURRED	
Ontario insurance in force (gross)...	1,698,971	Premiums—Ontario (net).....	\$50,497
Canadian insurance in force (gross)	4,663,163	Premiums—Canada (net).....	132,347
		Benefits paid—Ontario (net).....	58,885
		Benefits paid—Canada (net).....	147,274

CIVIL SERVICE MUTUAL BENEFIT SOCIETY

OTTAWA, ONTARIO

Organized.—1872. *Incorporated.*—1893

OFFICERS

President, A. G. Kingston; Secretary, J. J. McGill; Treasurer, A. W. Grant.

Auditors.—F. M. Peters and P. E. S. Brodeur.

Actuary.—A. D. Watson, B.A.

GOVERNING EXECUTIVE AUTHORITY

(as at date of filing statement)

One representative on the Board of Management from each Department of the Government

Summary of Funds

Balances of Funds, December 31st, 1931:		
Mortuary Fund.....	\$110,091 75	
General Fund.....	439 06	
		\$110,530 81
Add Non-Ledger Assets.....		1,605 47
Total.....		\$112,136 28
Deduct due and accrued Liabilities (except Reserve).....		2,334 84
Net Balance of All Funds.....		\$109,801 44
Reserve as per Actuary's report.....		\$85,909 00
Balance—Surplus of Assets over all Liabilities and Reserve.....		\$23,892 44

Statement for the Year Ending 31st December, 1931

Assets

Ledger Assets

Liens on policies.....		\$383 48
Book values of bonds, debentures and debenture stocks not in default.....		108,946 21
Cash on hand and in banks:		
On hand at head office.....	\$79 84	
In chartered banks of Canada in Canada.....	1,191 28	
		1,201 12
Total Ledger Assets.....		\$110,530 81

Non-Ledger Assets

Interest accrued.....		\$1,588 93
Other Non-Ledger Assets, viz.:		
Assessments to be paid.....		16 54
Total Non-Ledger Assets.....		\$1,605 47
Total Admitted Assets.....		\$112,136 28

*See note on page 1.

Liabilities

Premiums paid in advance.....		\$9 84
Borrowed money.....		1,825 00
Special reserve for contingencies.....		500 00
Total Liabilities (except Reserve).....		<u>\$2,334 84</u>
Net required Reserve, per Actuary's report, for outstanding contracts of:		
Mortuary Fund:		
(a) Nominal amounts assured.....	\$67,020 00	
(b) Bonuses.....	16,739 00	
(c) Special reserve for waiver of premiums.....	2,150 00	
Total Reserve.....		<u>\$85,909 00</u>

Statement of Operations of Each Fund for the Year Ending 31st December, 1931

MORTUARY FUND

Balance of Fund (Ledger Assets), December 31st, 1930.....		\$99,606 11
Income for the year:		
Premiums (with extra dues, etc.).....	\$11,072 98	
Interest and rents.....	5,321 18	
Profit on exchange.....	72 60	
Total Income.....		<u>16,466 76</u>
Disbursements for the year:		\$116,072 87
Death claims.....	\$5,150 00	
Surrender values.....	1,789 56	
Bonuses.....	427 50	
Total Disbursements.....		<u>7,367 06</u>
Add:		\$108,705 81
Borrowed money.....		4,825 00
Deduct:		\$113,530 81
Borrowed money repaid.....	\$3,000 00	
Transfers to General Fund.....	439 06	
		<u>3,439 06</u>
Balance of Fund (Ledger Assets), December 31st, 1931.....		<u>\$110,091 75</u>

GENERAL FUND

Balance of Fund (Ledger Assets), December 31st, 1930.....		Nil
Disbursements for the year:		
Head Office Expenses:		
Honorariums.....	\$300 00	
Printing and supplies.....	61 37	
License and filing fee.....	30 00	
Miscellaneous.....	47 69	
		<u>\$439 06</u>
Transfers from Mortuary Fund.....		\$439 06
Balance of Fund (Ledger Assets), December 31st, 1931.....		<u>Nil</u>

Exhibit of Policies (Mortuary)

Classification	Whole Life Continuous Premiums		Bonus Additions	Totals	
	No.	Amount		No.	Amount
At end of 1930.....	1,283	\$540,650 00	\$35,752 00	1,283	\$576,402 00
New issued.....	58	27,750 00	4,955 50	58	32,705 50
Old increased.....		750 00			750 00
Totals.....	1,341	\$569,150 00	\$40,707 50	1,341	\$609,857 50
Less ceased by:					
Death.....	14	\$5,150 00	\$427 50	14	\$5,577 50
Surrender.....	24	9,700 00	892 50	24	10,592 50
Lapse.....	6	2,500 00	112 50	6	2,612 50
Total ceased.....	44	\$17,350 00	\$1,432 50	44	\$18,782 50
At end of 1931.....	1,297	\$551,800 00	\$39,275 00	1,297	\$591,075 00

Valuation Summary, December, 31st, 1931

Attained Ages	Amount of Benefits	Value of Benefits	Monthly Rates Valued	Value of Monthly Rates	Net Liability	Amount of Bonus Additions	Net Liability for Bonus
	\$	\$	\$ c.	\$	\$	\$	\$
15-19.....	500	107	44	106	1		
20-24.....	20,750	4,787	18 92	4,449	338	105	54
25-29.....	22,750	5,809	22 65	5,159	650	382	98
30-34.....	74,750	21,874	82 01	17,745	4,129	3,463	1,015
35-39.....	115,250	38,063	141 59	29,004	9,059	6,930	2,295
40-44.....	118,500	44,186	167 63	32,141	12,045	8,150	3,038
45-49.....	80,650	34,291	130 97	22,938	11,243	6,891	2,930
50-54.....	61,100	29,446	115 04	18,206	11,240	5,976	2,885
55-59.....	34,200	18,628	72 33	10,056	8,572	3,955	2,155
60-64.....	12,850	7,857	29 45	3,498	4,359	1,753	1,076
65-69.....	6,400	4,351	16 84	1,618	2,763	1,019	697
70-74.....	1,650	1,245	3 60	415	830	259	195
75-79.....	1,250	1,025	3 37	188	837	200	164
80-84.....	1,200	1,043	3 51	139	904	192	167
Total...	551,800	212,742	810 35	145,722	67,020	39,275	16,739

The above valuation was made on the following basis, namely, the National Fraternal Congress Table of Mortality and 4 per cent. interest. The monthly rates valued were less than the rates payable by the following amounts: \$200.00 certificate, 4 cents; \$250.00, 5 cents; \$500.00, 10 cents. The valuation was made by A. D. Watson.

Schedule "C"

Bonds and Debentures Owned by the Society (not in default)

	Par Value	Book Value
Province of Ontario, 6 $\frac{1}{2}$ %, 1943.....	\$1,000 00	\$1,025 82
Province of Ontario, 6 $\frac{1}{2}$ %, 1936.....	1,000 00	997 87
Province of Alberta, 6 $\frac{1}{2}$ %, 1936.....	2,000 00	2,031 44
Canadian National Rys. (Dominion Guar.), 5%, 1969.....	2,000 00	2,000 00
Hydro-Electric (Ontario Guar.), 4 $\frac{1}{2}$ %, 1957.....	1,000 00	727 91
Hydro-Electric (Ontario Guar.), 4 $\frac{1}{2}$ %, 1957.....	1,000 00	982 29
The Pas (Manitoba Guar.), 5%, 1936.....	1,000 00	989 13
Essex Border Utilities, 5 $\frac{1}{2}$ %, 1948.....	1,000 00	1,000 00
St. John Drydock & Ship Building Company, 5 $\frac{1}{2}$ %, 1956.....	2,000 00	2,103 98
St. John Drydock & Ship Building Company, 5 $\frac{1}{2}$ %, 1939.....	1,000 00	1,024 67
St. John Drydock & Ship Building Company, 5 $\frac{1}{2}$ %, 1947.....	2,000 00	2,097 98
St. John Drydock & Ship Building Company, 5 $\frac{1}{2}$ %, 1939.....	1,051 12	1,074 99
St. John Drydock & Ship Building Company, 5 $\frac{1}{2}$ %, 1952.....	1,000 00	1,031 58
St. John Drydock & Ship Building Company, 5 $\frac{1}{2}$ %, 1952.....	1,000 00	1,044 60
St. John Drydock & Ship Building Company, 5 $\frac{1}{2}$ %, 1950.....	1,000 00	1,035 94
Burrard Drydock, 5%, 1939.....	1,000 00	1,000 00
Calgary School District, 4 $\frac{1}{2}$ %, 1944.....	2,000 00	1,905 25
Edmonton School District, 5%, 1953.....	1,000 00	1,000 00
Grand Mere School District, 5%, 1952.....	1,000 00	1,019 35
New Westminster, B.C., 4 $\frac{1}{2}$ %, 1941.....	3,000 00	2,883 08
Calgary, Alta., 4 $\frac{1}{2}$ %, 1942.....	973 34	924 63
Calgary, Alta., 5 $\frac{1}{2}$ %, 1935.....	1,000 00	998 41
Estevan, Sask., 5 $\frac{1}{2}$ %, 1943.....	1,097 69	1,004 74
Victoria, B.C., 5 $\frac{1}{2}$ %, 1942.....	3,000 00	2,939 48
Carleton County, Ont., 6%, 1940.....	1,000 00	966 33
Carleton County, Ont., 6%, 1939.....	1,490 13	1,552 50
Carleton County, Ont., 5%, 1936.....	1,000 00	982 68
Toronto, Ont., 6%, 1939.....	2,000 00	2,000 00
Toronto, Ont., 6%, 1947.....	1,000 00	1,086 18
Winnipeg, Man., 6%, 1940.....	1,000 00	1,035 12
Regina, Sask., 5 $\frac{1}{2}$ %, 1952.....	2,000 00	1,963 85
Niagara Falls, Ont., 5 $\frac{1}{2}$ %, 1952.....	690 38	707 75
Brandon, Man., 4 $\frac{1}{2}$ %, 1952.....	1,000 00	866 88
Ottawa, Ont., 6%, 1948.....	1,000 00	1,076 36
Ottawa, Ont., 5%, 1950.....	1,000 00	1,018 18
Ottawa, Ont., 6%, 1946.....	1,000 00	1,070 22
Ottawa, Ont., 6%, 1939.....	882 18	917 23
Sherbrooke, Que., 5%, 1943.....	500 00	489 31
Oshawa, Ont., 5%, 1944.....	2,000 00	1,962 54
Weston, Ont., 5 $\frac{1}{2}$ %, 1943.....	1,000 00	1,031 04
Fort William, Ont., 5%, 1940.....	1,000 00	983 03
Fort William, Ont., 6%, 1950.....	1,000 00	1,113 35
Smiths Falls, Ont., 5%, 1938.....	2,000 00	2,000 00
North Bay, Ont., 5 $\frac{1}{2}$ %, 1945.....	2,000 00	2,089 56
North Bay, Ont., 5 $\frac{1}{2}$ %, 1939.....	2,000 00	2,058 63
Montreal East, Que., 6%, 1954.....	2,000 00	2,198 96
Buckingham, Que., 5%, 1938.....	1,000 00	997 26
Township of East York, 5%, 1939.....	1,000 00	1,000 00
Vancouver, B.C., 3 $\frac{1}{2}$ %, 1944.....	1,000 00	861 82
Shawinigan Falls, 5%, 1941.....	1,000 00	1,000 00
Halifax, N.S., 5%, 1951.....	1,000 00	1,006 11
Halifax, N.S., 5%, 1961.....	1,000 00	1,072 67
Stratford, Ont., 5%, 1939.....	1,000 00	1,000 00
Hull, Que., 5 $\frac{1}{2}$ %, 1952.....	1,000 00	1,044 00
Hull, Que., 5%, 1942.....	1,000 00	1,016 94
Hull, Que., 4 $\frac{1}{2}$ %, 1941.....	1,000 00	961 03
Edmonton, Alta., 5 $\frac{1}{2}$ %, 1964.....	1,000 00	1,063 17
Edmonton, Alta., 5 $\frac{1}{2}$ %, 1947.....	1,000 00	1,047 98

Schedule "D"—Continued

Bonds and Debentures Owned by the Society (*not in default*)

	Par Value	Book Value
Edmonton, Alta., 5 1/2%, 1945	\$1,000 00	\$1,043 66
Edmonton, Alta., 4 1/2%, 1951	1,000 00	938 17
Township of Etobicoke, 5%, 1935	1,000 00	1,007 20
Newmarket, Ont., 5%, 1946	1,000 00	1,021 21
Galt, Ont., 6%, 1940	1,000 00	1,083 07
New Toronto, Ont., 6%, 1936	1,000 00	1,041 52
Seaforth, Ont., 5%, 1948	2,000 00	2,022 89
Point Grey, B. C., 5%, 1938	1,000 00	1,000 00
Saskatoon, Sask., 6 1/2%, 1940	1,000 00	1,095 59
Saskatoon, Sask., 5 1/2%, 1949	1,676 47	1,639 04
Saskatoon, Sask., 5%, 1939	2,000 00	1,951 20
Sault Ste. Marie, Ont., 5 1/2%, 1941	1,000 00	1,033 63
Township of Sandwich West, 5 1/2%, 1944	2,000 00	1,954 66
Sudbury, Ont., 5%, 1937	1,000 00	982 24
Carleton Place, Ont., 5%, 1942	900 00	885 07
Three Rivers, Que., 5 1/2%, 1947	1,000 00	1,010 41
Three Rivers, Que., 5 1/2%, 1964	1,000 00	1,063 17
Drummondville, Que., 5%, 1955	1,000 00	1,000 00
Kitchener, Ont., 5%, 1948	434 83	434 83
Kitchener, Ont., 5%, 1949	606 57	606 57
Glace Bay, N.S., 5%, 1942	1,000 00	991 66
Rockcliffe Park, Ont., 5 1/2%, 1951	6,485 62	6,617 07
Quebec, Que., 5%, 1959	1,000 00	1,000 00
St. James, Man., 5 1/2%, 1956	500 00	500 00
St. James, Man., 5 1/2%, 1956	1,000 00	1,000 00
St. Lambert, Que., 5%, 1950	1,000 00	1,000 00
District of Penticton, 6%, 1939	1,000 00	939 53
	<u>\$108,288 33</u>	<u>\$108,946 27</u>

COMMERCIAL TRAVELLERS ASSOCIATION OF CANADA*

HEAD OFFICE, TORONTO, ONT

Officers.—President, B. F. Selby, Toronto; 1st Vice-President, G. F. Campbell, Toronto; 2nd Vice-President, D. R. McKenzie, Toronto; Treasurer, F. J. Zammers, Toronto; Secretary, J. Rutherford, Toronto.

Directors.—Jno. Curtis, Toronto; F. F. Johnson, Toronto; G. F. Campbell, Toronto; C. A. E. Colwell, Toronto; J. H. Dodgson, Toronto; G. A. F. Henderson, Toronto; H. N. Robertson, Toronto; C. B. Stauffer, Toronto; H. E. Miller, Toronto; D. R. McKenzie, Toronto; W. R. Madill, Hamilton; H. G. Wright, Hamilton; A. P. Rogers, Hamilton; A. C. Peacock, Hamilton; S. Strond, J. M. Taylor, Guelph; W. J. Hopwood, Peterborough; F. E. Scherer, Windsor; D. J. Waterous, Brantford; A. E. Merrett, Winnipeg; W. Williams, Westmount; F. L. De Wolfe, Brockville; S. S. Holden, E. A. Connolly, R. S. Duncan, E. H. Hender, F. W. Sterling, E. L. Pierce, L. M. Ross, H. H. W. Nesbitt, H. F. Tindale, H. E. Miller, W. L. Stern, C. E. Fice, J. J. Galway, F. S. Urstadt, A. L. Jeffries, A. E. Gynn.

Assets..... \$3,151,178
Ontario insurance in force (gross)... 111,186
Total insurance in force (gross).... 113,409

PREMIUMS WRITTEN—CLAIMS INCURRED
Premiums—Ontario (net)..... \$115,490
Premiums—Canada (net)..... 135,871
Benefits paid—Ontario (net).... 119,841
Total benefits paid (net)..... 140,989

HAMILTON FIREMAN'S BENEFIT FUND

HEAD OFFICE, HAMILTON, ONT.

Incorporated.—December 14th, 1910

OFFICERS

Chairman, Edmund Nixon; Secretary, Jas. Cochran; Treasurer, W. T. James; Assistant Treasurer, B. McSweeney.

Auditor.—C. H. Watson (City Auditor).

Actuary.—L. K. File.

GOVERNING EXECUTIVE AUTHORITY

(As at date of filing statement)

Edmund Nixon, W. T. James, B. McSweeney, James Cochran, R. Aitchison, K. Cassel, W. Kirkaldy, C. Parker.

*See note on page 1.

Statement for the Year Ending 31st December, 1931

Assets

Ledger Assets

Book values of bonds, debentures and debenture stocks, not in default.....	\$408,713	34
Cash in chartered banks of Canada in Canada.....	3,583	68
Other ledger assets: Notes.....	535	69
Total Ledger Assets.....	<u>\$412,832</u>	<u>71</u>

Liabilities†

Statement of Operations of Each Fund for the Year Ending 31st December, 1931

BENEFIT FUND

Balance of Fund (Ledger Assets), December 31st, 1930.....		\$374,863	63
Income for the year:			
Assessments, dues and fines.....	\$24,513	62	
Interest.....	18,808	78	
Premium on United States funds.....	13	15	
Donations.....	265	35	
Notes.....	415	12	
Profit on sale of bonds.....	783	29	
Total Income.....		<u>44,799</u>	<u>31</u>
		\$419,662	94
Disbursements for the year:			
Pensions.....	\$4,393	83	
Death claims.....	1,700	00	
		<u>6,093</u>	<u>83</u>
		\$413,569	11
Deduct:			
Transfers to General Fund.....		736	40
Balance of Fund (Ledger Assets), December 31st, 1931.....		<u>\$412,832</u>	<u>71</u>

GENERAL FUND

Balance of Fund (Ledger Assets), December 31st, 1930.....		Nil	
Disbursements for the year:			
Salaries.....	\$300	00	
Actuary's fees and expenses.....	250	00	
Refund of percentages.....	5	83	
Miscellaneous.....	180	57	
Total Disbursements.....		<u>\$736</u>	<u>40</u>
Transfers from Benefit Fund.....		<u>736</u>	<u>40</u>
Balance of Fund (Ledger Assets), December 31st, 1931.....		<u>Nil</u>	

Schedule "C"

Bonds and Debentures Owned by the Society (*not in default*)

	Par Value	Book Value
Dominion of Canada, 5%.....	\$3,000 00	\$2,970 00
Canadian National Rys. (Dominion Guar.), 4½%.....	30,000 00	29,475 00
Province of Ontario, 5%, 1959.....	2,000 00	
Province of Ontario, 6%, 1935-41.....	14,500 00	18,937 80
Province of Ontario, 4%.....	3,000 00	
Ontario Hydro Power Commission, 4¾%, 1970.....	5,000 00	5,170 00
City of Toronto, 6%, 1940-49.....	13,000 00	14,120 90
City of Belleville, 6%, 1942.....	5,000 00	5,301 00
Town of Burlington, 6%, 1934-40.....	6,095 43	6,095 43
Town of Thorold, 6%, 1942.....	2,062 17	2,103 82
City of Hamilton, 4½%, 1936-48.....	175,000 00	
City of Hamilton, 5%, 1934-44.....	75,000 00	342,571 89
City of Hamilton, 5½%, 1933-41.....	29,016 41	
City of Hamilton, 6%, 1933-41.....	43,779 52	
	<u>\$406,453</u>	<u>\$408,713</u>
	53	34

†Number of certificates.

†For last actuarial report, see report of business for 1927. See Insurance Act, R.S.O. 1927, c. 222, sec. 234, re societies with membership limited to government or municipal employees.

THE HAMILTON POLICE BENEFIT FUND

HEAD OFFICE, HAMILTON, ONT.

Incorporated.—July 1st, 1893

OFFICERS

Chairman, Charles Boecher; Secretary, James McKay; Treasurer, David Coulter; Committee, Alex. Roughead, John Duffy, Wm. Manson, Albert Goddard, Wm. Davidson.

Statement for the Year Ending 31st December, 1931

Assets

Ledger Assets

Mortgage loans on real estate, first mortgages.....	\$33,000 00
Book values of bonds, debentures and debenture stocks not in default.....	347,480 85
Cash in chartered banks of Canada in Canada.....	2,691 98
Total Ledger Assets.....	\$383,172 83

Liabilities†

Net required reserve, per Actuary's report, for pensions and death benefits.....	\$347,147 00
--	--------------

Statement of Operations of Each Fund for the Year Ending 31st December, 1931

BENEFIT FUND

Balance of Fund (Ledger Assets), December 31st, 1930.....	\$351,636 23
Income for the year:	
Assessments, dues and fees.....	\$20,629 73
Interest.....	18,967 69
Donations.....	393 07
Sale of unclaimed goods.....	303 45
Total Income.....	40,293 94
	\$391,930 17
Disbursements for the year:	
Pensions.....	8,414 49
	\$383,515 68
Deduct:	
Transfers to General Fund.....	342 85
Balance of Fund (Ledger Assets), December 31st, 1931.....	\$383,172 83

GENERAL FUND

Balance of Fund (Ledger Assets), December 31st, 1930.....	Nil
Disbursements for the year:	
Salaries.....	\$200 00
Auditors' fees.....	40 00
Printing and supplies.....	40 35
Licenses and fees.....	55 00
Miscellaneous.....	7 50
Total Disbursements.....	\$342 85
	\$342 85
Transfers from Benefit Fund.....	342 85
Balance of Fund (Ledger Assets), December 31st, 1931.....	Nil

Valuation Balance Sheet

Liabilities

Present value of pensions to pensioners (16 in all).....	\$59,900 00
Present value of death benefit.....	67,552 00
Present value of prospective pensions to 150 members.....	472,603 00
Total.....	\$600,055 00

†See the Insurance Act, R.S.O. 1927, c. 222, sec. 234 re societies limited to government and municipal employees.

Assets	
Funds on hand, December 31st, 1931.....	\$391,724 00
Present value of future contributions of 7 per cent. salary from 150 members.....	241,988 00
Present value of miscellaneous receipts (averaging \$900.00 per annum).....	10,920 00
Total.....	\$644,632 00

Miscellaneous

The ratio of assets to liabilities was 107.43 per cent.
 The valuation basis was the British Offices table, 4 per cent. interest.
 The valuation was made by L. K. File, F.I.A., as at 31st December, 1931.

Schedule "C"

Bonds and Debentures Owned by the Society (*not in default*)

	Par Value	Book Value
City of Hamilton, 4 1/2 % , 1945	\$8,000 00	\$8,000 00
City of Hamilton, 5 1/2 % , 1942	39,000 00	39,000 00
City of Hamilton, 4 1/2 % , 1945	23,000 00	23,000 00
City of Hamilton, 4 1/2 % , 1947	1,000 00	1,000 00
City of Hamilton, 5 % , 1941	3,000 00	3,000 00
City of Hamilton, 5 % , 1944	15,563 75	15,563 75
City of Hamilton, 5 % , 1943	12,000 00	12,000 00
City of Hamilton, 4 1/2 % , 1948	2,000 00	2,000 00
City of Hamilton, 5 % , 1944	2,000 00	2,000 00
City of Hamilton, 4 1/2 % , 1939	1,000 00	1,000 00
City of Hamilton, 4 1/2 % , 1939	2,000 00	2,000 00
City of Hamilton, 5 % , 1948	12,000 00	12,000 00
City of Hamilton, 5 % , 1942	2,000 00	2,000 00
City of Hamilton, 4 1/2 % , 1946	2,000 00	2,000 00
City of Hamilton, 4 1/2 % , 1945	2,000 00	2,000 00
City of Hamilton, 5 % , 1947	12,000 00	12,000 00
City of Hamilton, 4 1/2 % , 1945	1,000 00	1,000 00
Township of Burford, 6 % , 1944-45-46	5,000 00	5,000 00
Province of Ontario, 5 % , 1959	6,000 00	6,000 00
Province of Ontario, 4 1/2 % , 1944	4,000 00	4,000 00
Province of Ontario, 5 % , 1948	1,000 00	1,000 00
Province of Ontario, 4 1/2 % , 1946	2,000 00	2,000 00
Province of British Columbia, 4 1/2 % , 1948	4,000 00	4,000 00
Canadian National Railways, 5 % , 1969	2,000 00	2,000 00
Canadian National Railways, 5 % , 1970	1,000 00	1,000 00
Canadian National Railways, 5 % , 1969	2,000 00	2,000 00
Canadian National Railways, 4 1/2 % , 1954	10,000 00	10,000 00
Township of Barton, 5 1/2 % , 1943	6,500 00	6,569 00
City of Toronto, 5 1/2 % , 1950	6,000 00	6,000 00
Montreal Protestant School Board, 5 % , 1956	11,000 00	11,000 00
Town of New Toronto, 5 % , 1943-44	18,185 87	18,185 87
Town of New Toronto, 5 % , 1944	2,309 04	2,309 04
Grand Trunk Pacific Railway, 4 % , 1939	972 00	972 00
Town of Three Rivers, 5 1/2 % , 1947	10,000 00	10,000 00
City of Shawinigan Falls, 4 1/2 % , 1963	23,000 00	23,000 00
City of Belleville, 5 % , 1960	10,000 00	10,000 00
City of Regina, 4 1/2 % , 1959	5,000 00	5,000 00
City of Port Arthur, 5 % , 1940-43	9,730 65	9,730 65
Province of Saskatchewan, 5 % , 1959	7,000 00	7,000 00
Town of Pointe Claire, 5 % , 1944	7,000 00	7,000 00
Township of Etobicoke, 5 % , 1936-56	5,251 82	5,251 82
City of Saskatoon, 4 1/2 % , 1961	5,000 00	5,000 00
Town of Hanover, 5 % , 1952-55	10,000 00	10,000 00
City and County of St. Johns, N.B., 4 1/2 % , 1971	3,281 70	3,281 70
Canadian National Railways, 4 1/2 % , 1951	7,000 00	7,000 00
Canadian National Railways, 4 1/2 % , 1956	2,000 00	2,000 00
City of Fort William, 4 1/2 % , 1956	19,000 00	19,000 00
Province of Saskatchewan, 4 1/2 % , 1955	10,000 00	10,000 00
Payment on purchase of \$10,000.00 Canadian National Railway Bonds		1,237 05
Total.....	\$354,794 83	\$356,031 88
Less—Adjustment to purchase price.....		8,551 03
		\$347,480 85

INDEPENDENT ORDER OF FORESTERS*

HEAD OFFICE, TORONTO, ONT.

Officers.—Supreme Chief Ranger, Frank E. Hand, Toronto; Past Supreme Chief Ranger, Victor Morin, Montreal; Vice-Supreme Chief Ranger, John H. Loughton, London; Supreme Secretary, John F. Lang, Toronto; Supreme Treasurer, Alex. Stewart, Toronto; Supreme Physician, Dr. C. B. Dickson, Los Angeles, Cal.; Supreme Councilmen, J. J. Rossbottom, New York, N.Y.; T. H. Saunders, Toronto; Supreme Counsellor, W. H. Miller.

Assets.....\$49,276,585
 Ontario insurance in force (gross).....33,157,666
 Canadian insurance in force (gross) 50,827,780
 Total insurance in force (gross).....165,712,114

PREMIUMS WRITTEN—CLAIMS INCURRED

Premiums—Ontario.....\$758,070
 Premiums—Canada.....1,288,288
 Premiums—Total.....14,270,768
 Benefits paid—Ontario (net).....1,162,676
 Benefits paid—Canada (net).....1,687,999
 Total benefits paid (net).....4,732,073

*See note on page 1.

JEWISH NATIONAL WORKERS' ALLIANCE OF AMERICA*

HEAD OFFICE, NEW YORK, N.Y.

Principal Office in Canada, Montreal, Que.

Manager or Chief Executive Officer in Canada.—M. L. Brown, 159 Craig St., Montreal, Que.

Chief or General Agent in Ontario.—M. L. Kirshenbaum, 283 College St., Toronto.

	PREMIUMS WRITTEN—CLAIMS INCURRED
Assets.....	Premiums—Ontario (net)..... \$7,078
Ontario insurance in force (gross) ..	Premiums—Canada (net)..... 11,381
Canadian insurance in force (gross) ..	Premiums—Total (net).....
Total insurance in force (gross)....	Benefits paid—Ontario (net)..... 2,046
	Benefits paid—Canada (net)..... 4,260
	Total benefits paid (net).....

KNIGHTS OF COLUMBUS

HEAD OFFICE, NEW HAVEN, CONNECTICUT

Principal Office in Canada, Granby, Que.

Manager or Chief Executive Officer in Canada.—Dr. Claude Brown, London, Ont.

Chief or General Agent in Ontario.—Thos. E. Brown, Ottawa, Ont.

	PREMIUMS WRITTEN—CLAIMS INCURRED
Assets.....	Premiums—Ontario (net)..... \$42,130
Ontario insurance in force (gross) ..	Premiums—Canada (net)..... 268,812
Canadian insurance in force (gross) ..	Premiums—Total (net)..... 6,046,979
Total insurance in force (gross)....	Benefits paid—Ontario (net)..... 5,000
	Benefits paid—Canada (net)..... 72,473
	Total benefits paid (net)..... 2,455,330

CHAPTER GENERAL OF CANADA KNIGHTS OF MALTA

HEAD OFFICE, TORONTO, ONT.

Organized.—November 30th, 1870. *Incorporated.*—December 11th, 1909

OFFICERS

President, H. A. Ham; Secretary, J. B. Pugh; Treasurer, J. J. Sheppard.

Auditors.—Merson McDonald Company, W. H. Farrant.

Actuary.—M. A. Mackenzie.

GOVERNING EXECUTIVE AUTHORITY

(as at date of filing statement)

Thos. Jenkins, G. G. Sheppard, T. G. Waters, Geo. Hall, Samuel Smith, John Brewster.

Summary of Funds

Balances of Funds, December 31st, 1931:	
Mortuary Fund.....	\$11,401 33
Funeral Fund.....	3,646 71
Extension Fund.....	4,070 83
General Fund.....	5 76
Total	<u>\$19,124 63</u>
Reserve as per Actuary's report.....	<u>\$17,760 00</u>
Balance—Surplus of Assets over all Liabilities and Reserves.....	<u><u>\$1,364 63</u></u>

Statement for the Year Ending 31st December, 1931

Assets

Ledger Assets

Book values of bonds, debentures and debenture stocks not in default.....	\$14,480 48
Cash in chartered banks of Canada in Canada.....	4,644 15
Total Assets.....	<u><u>\$19,124 63</u></u>

*See note on page 1.

Liabilities

Net required Reserve, per Actuary's report for outstanding contracts of:		
Mortuary Fund.....	\$13,050	00
Funeral Fund.....	4,680	00
Total Reserve.....		<u>\$17,760 00</u>

Statement of Operations of Each Fund for the Year Ending 31st December, 1931

MORTUARY FUND

Balance of Fund (Ledger Assets), December 31st, 1930.....		\$10,489 21
Income for the year:		
Premiums (with extra dues, etc.).....	\$817	27
Interest and rents.....	602	20
Part payment by U. S. Fidelity Company on bond of W. Banks...	492	65
Total Income.....		<u>1,912 12</u>
Disbursements for the year:		
Death claims.....		<u>1,000 00</u>
Balance of Fund (Ledger Assets), December 31st, 1931.....		<u>\$11,401 33</u>

FUNERAL FUND

Balance of Fund (Ledger Assets), December 31st, 1930.....		\$3,396 36
Income for the year:		
Premiums.....	\$349	65
Interest and rents.....	200	70
Total Income.....		<u>550 35</u>
Disbursements for the year:		
Funeral claims.....		<u>300 00</u>
Balance of Fund (Ledger Assets), December 31st, 1931.....		<u>\$3,646 71</u>

EXTENSION FUND

Balance of Fund (Ledger Assets), December 31st, 1930.....		\$4,063 87
Income for the year:		
Contributions by members.....	\$119	95
Interest.....	221	55
Sale of Lands Histories.....	16	00
Total Income.....		<u>357 50</u>
Disbursements for the year:		
Sundry.....		<u>302 54</u>
Deduct:		
Transfer to General Fund.....		<u>50 00</u>
Balance of Fund (Ledger Assets), December 31st, 1931.....		<u>\$4,070 83</u>

GENERAL FUND

Balance of Fund (Ledger Assets), December 31st, 1930.....		\$70 81
Income for the year:		
Assessments and dues.....	\$246	09
Ladies of Justice tax.....	12	35
Bank interest.....	1	15
Total Income.....		<u>259 59</u>
Disbursements for the year:		
Salaries, etc.....	\$200	00
Storage.....	18	00
Auditors' fees.....	15	00
License and filing fee.....	31	00
Rents.....	49	50
Medical fees.....	19	25
Miscellaneous.....	41	89
Total Disbursements.....		<u>374 64</u>
Transfer from Extension Fund.....		<u>50 00</u>
Balance of Fund (Ledger Assets), December 31st, 1931.....		<u>\$5 76</u>

Exhibit of Policies (Mortuary)

Classification	Whole Life Continuous Premiums (All in the Province)	
At end of 1930.....	117	\$46,750 00
Totals.....	117	\$46,750 00
Less ceased by:		
Death.....	2	\$1,000 00
Lapse.....	3	1,250 00
Total ceased.....	5	\$2,250 00
At end of 1931.....	112	\$44,500 00

Valuation Balance Sheet

MORTUARY AND FUNERAL DEPARTMENTS

Liabilities

Net reserve: Mortuary Fund.....	\$13,080 00
Funeral Fund.....	4,680 00
Total.....	<u>\$17,760 00</u>

Assets

Mortuary Insurance Fund.....	\$11,380 00
Funeral Fund.....	3,650 00
Accrued interest.....	220 00
Value of money to be collected re W. Banks.....	3,600 00
Total.....	<u>\$18,850 00</u>

Miscellaneous

The insurance valued was 112 Mortuary Fund certificates for \$45,000.00 and 181 Funeral Fund certificates of \$100.00 each. The basis of the Mortuary Fund valuation was the CM (5) Table at 3½ per cent. interest. In the Funeral Fund, negative values were shown at all ages below thirty-five and were, of course, excluded.

The valuations were made by M. A. Mackenzie, F.I.A.

Under an Agreement, dated 18th day of July, 1932, approved by Order-in-Council, The Ontario Equitable Life and Accident Insurance Company reinsured all the outstanding life insurance policies of The Chapter General of Canada, Knights of Malta, effective as of the 15th day of September, 1932.

Schedule "C"

Bonds and Debentures Owned by the Society (*not in default*)

	Par Value	Book Value
<i>Mortuary Fund:</i>		
Protestant Board of School Commissioners of the City of Montreal, 5%, 1952.....	\$1,500 00	\$1,500 00
Toronto Harbour Commission, 4½%, 1953.....	2,500 00	2,538 50
Dominion of Canada, 5½%, 1934.....	3,000 00	2,870 50
Dominion of Canada, 4½%, 1946.....	1,500 00	1,407 34
City of Oshawa, 5%, 1939.....	1,000 00	974 87
	<u>\$9,500 00</u>	<u>\$9,291 21</u>
<i>Funeral Fund:</i>		
Protestant Board of School Commissioners of the City of Montreal, 5%, 1952.....	\$500 00	\$483 12
Toronto Harbour Commission, 4½%, 1953.....	800 00	807 10
Dominion of Canada, 5%, 1934.....	700 00	710 46
Dominion of Canada, 4½%, 1946.....	500 00	447 01
	<u>\$2,500 00</u>	<u>\$2,447 69</u>
<i>Extension Fund:</i>		
Toronto Harbour Commission, 4½%, 1953.....	\$2,700 00	\$2,741 58
Totals not in default.....	<u>\$14,700 00</u>	<u>\$14,480 48</u>

LONDON POLICE BENEFIT FUND ASSOCIATION

HEAD OFFICE, LONDON, ONT.

Organized.—January 1st, 1887. Incorporated.—January 21st, 1895

OFFICERS

Principal Officer, Jas. Singleton; Secretary, Philip W. Harpur; Treasurer, Wm. H. Down; Chester Langford, Trustee; Robt. Fraleigh, Trustee; Jas. S. Bell, Trustee.

Auditors.—Wm. J. Saunders, Thos. Bolton, London, Ont.

Statement for the Year Ending 31st December, 1931

Assets

Ledger Assets

Book values of bonds, debentures and debenture stocks not in default.....	\$229,372 63
Cash in chartered banks of Canada in Canada.....	11,538 59
Total Ledger Assets.....	<u>\$240,911 22</u>

Liabilities†

Statement of Operations of Each Fund for the Year Ending 31st December, 1931

BENEFIT FUND

Balance of Fund (Ledger Assets), December 31st, 1930.....	\$218,090 56
Income for the year:	
Assessments, dues, fees and fines.....	\$7,536 29
Interest.....	11,605 38
Donations.....	7,493 52
Total Income.....	<u>26,635 19</u>
	\$244,725 75
Disbursements for the year:	
Pensions.....	\$2,319 00
Death claims.....	1,405 53
Total Disbursements.....	<u>3,724 53</u>
	\$241,001 22
Deduct:	
Transfers to General Fund.....	90 00
Balance of Fund (Ledger Assets), December 31st, 1931.....	<u>\$240,911 22</u>

GENERAL FUND

Balance of Fund (Ledger Assets), December 31st, 1930.....	Nil
Disbursements for the year:	
General expense.....	\$90 00
	<u>90 00</u>
Transfers from Benefit Fund.....	90 00
Balance of Fund (Ledger Assets), December 31st, 1931.....	<u>Nil</u>

Schedule "C"

Bonds and Debentures Owned by the Society (*not in default*)

	Par Value	Book Value
City of Medicine Hat, 5 $\frac{1}{2}$ %, 1932.....	\$7,000 00	\$5,817 70
City of London, 5 $\frac{1}{2}$ %, 1932.....	7,000 00	7,000 00
City of London, 5%, 1932.....	2,000 00	2,000 00
City of Sarnia, 5 $\frac{1}{2}$ %, 1932.....	3,726 27	3,401 71
City of London, 5 $\frac{1}{2}$ %, 1933.....	2,000 00	2,000 00
City of London, 5 $\frac{1}{2}$ %, 1934.....	2,000 00	2,000 00
City of London, 5%, 1935.....	3,000 00	3,000 00
Huron & Erie Debenture, 4 $\frac{3}{4}$ %, 1936.....	5,000 00	5,000 00
Huron & Erie Debenture, 5%, 1936.....	7,000 00	7,000 00
City of Windsor, 5 $\frac{1}{2}$ %, 1936.....	7,787 07	7,389 92
City of London, 5%, 1936.....	3,000 00	3,000 00
Town of Preston, 5%, 1937.....	2,000 00	2,000 00
City of London, 5%, 1937.....	3,000 00	3,000 00

†For last actuarial report see report of business for 1927. See Insurance Act, R.S.O., 1927, c. 222, sec. 234 re societies with membership limited to government or municipal employees.

Schedule "C"—Continued

Bonds and Debentures Owned by the Society (*not in default*)

	Par Value	Book Value
Western Fair Bonds, 5%, 1938.....	\$7,000 00	\$6,855 10
Town of Preston, 5%, 1938.....	2,000 00	2,000 00
City of London, 5%, 1938.....	3,000 00	3,000 00
City of London, 5%, 1938.....	10,000 00	10,000 00
District of Penticton, 6%, 1939.....	5,000 00	4,472 50
Town of Preston, 5%, 1939.....	2,000 00	2,000 00
City of London, 5%, 1939.....	3,000 00	3,000 00
Dominion of Canada, 4½%, 1940.....	5,000 00	4,862 50
City of London, 6%, 1940.....	3,000 00	3,202 20
Town of Preston, 5%, 1940.....	2,000 00	2,000 00
City of London, 5%, 1940.....	10,000 00	10,000 00
City of London, 5%, 1940.....	4,000 00	4,000 00
Town of Preston, 5%, 1941.....	1,000 00	1,000 00
City of London, 5%, 1942.....	7,000 00	7,000 00
Province of Ontario, 6%, 1943.....	5,000 00	5,000 00
City of London, 5%, 1943.....	7,000 00	7,000 00
City of London, 5%, 1944.....	5,000 00	5,000 00
City of London, 5%, 1944.....	7,000 00	7,000 00
City of London, 5%, 1945.....	5,000 00	5,000 00
City of London, 5%, 1945.....	8,000 00	8,000 00
City of London, 5%, 1946.....	6,000 00	6,000 00
City of Edmonton, 5½%, 1953.....	11,000 00	10,780 00
Province of Saskatchewan, 4½%, 1955.....	10,000 00	8,736 00
Dominion of Canada Conversion Loan, 4½%, 1959.....	30,000 00	
Dominion of Canada, 5½%, 1934.....	1,000 00	} 30,855 00
Dominion of Canada, 5½%, 1934.....	500 00	
Held on deposit by Treasurer of City of London for Bonds (at par).....	20,000 00	20,000 00
	<u>\$234,013 34</u>	<u>\$229,372 63</u>

LUTHERAN BROTHERHOOD*

HEAD OFFICE, MINNEAPOLIS, MINN.

Manager or Chief Executive Officer in Canada.—Rev. E. Schmok, 460 Main St., Winnipeg, Man.

Assets.....	\$3,053,765
Ontario insurance in force (gross).....	7,000
Canadian insurance in force (gross).....	257,500
Total insurance in force (gross).....	35,838,323

PREMIUMS WRITTEN—CLAIMS INCURRED	
Premiums—Ontario (net).....	\$348
Premiums—Canada (net).....	6,481
Premiums—Total (net).....	1,299,708
Benefits paid—Ontario (net).....	15
Benefits paid—Canada (net).....	585
Benefits paid—Total (net).....	386,503

LUTHERAN MUTUAL AID SOCIETY*

HEAD OFFICE, WAVERLEY, IOWA

Manager or Chief Executive Officer in Canada.—J. Popp, 905 Confederation Life Building, Winnipeg, Man.

Chief or General Agent in Ontario.—J. F. Hackbusch, 168 Young St., Hamilton, Ont.

Assets.....	\$3,628,873
Ontario insurance in force (gross).....	88,000
Canadian insurance in force (gross).....	940,133
Total insurance in force (gross).....	30,254,413

PREMIUMS WRITTEN—CLAIMS INCURRED	
Premiums—Ontario (net).....	\$1,869
Premiums—Canada (net).....	28,299
Premiums—Total (net).....	1,235,342
Benefits paid—Ontario (net).....	597
Benefits paid—Canada (net).....	7,917
Benefits paid—Total (net).....	545,835

THE MACCABEES*

HEAD OFFICE, DETROIT, MICHIGAN

Principal Office in Canada, Toronto, Ont.

Manager or Chief Executive Officer in Canada.—E. L. Cousins, Toronto, Ont.

Chief or General Agent in Ontario.—Earl L. Cousins, 910 Sterling Tower, Toronto, Ont.

Assets.....	\$47,281,530
Ontario insurance in force (gross).....	3,859,834
Canadian insurance in force (gross).....	7,714,054
Total insurance in force (gross).....	204,309,593

PREMIUMS WRITTEN—CLAIMS INCURRED	
Premiums—Ontario (net).....	\$152,929
Premiums—Canada (net).....	305,785
Premiums—Total (net).....	7,777,661
Benefits paid—Ontario (net).....	123,652
Benefits paid—Canada (net).....	207,970
Total benefits paid (net).....	7,450,475

*See note on page 1.

THE NATIONAL FRATERNAL SOCIETY OF THE DEAF*

HEAD OFFICE, CHICAGO, ILLINOIS

Principal Office in Canada, Toronto, Ont.

Manager or Chief Executive Officer in Canada.—J. T. Shilton, 202 Dalhousie St., Toronto, Ont

Chief or General Agent in Ontario.—J. T. Shilton, 202 Dalhousie St., Toronto, Ont.

	PREMIUMS WRITTEN—CLAIMS INCURRED	
Assets.....	\$1,523,538	Premiums—Ontario (net).....
Ontario insurance in force (gross).....	156,404	Premiums—Total (net).....
Total insurance in force (gross).....	5,891,071	Benefits paid—Ontario (net).....
		Benefits paid—Total (net).....
		\$4,203
		167,743
		875
		93,014

ONTARIO COMMERCIAL TRAVELLERS ASSOCIATION

HEAD OFFICE, LONDON, ONT.

Organized.—December 23rd, 1876. *Incorporated.*—September 13th, 1880

OFFICERS

President, A. W. Howe; 1st Vice-President, A. A. Morrison; 2nd Vice-President, D. S. McGugan; Secretary, Geo. T. Hair; Treasurer, A. E. Barbour; C. W. Nicholls, Trustee.

Auditors.—A. G. Calder, F.C.A.; J. W. Westervelt, C.A.

Actuary.—J. D. Buchanan, B.A., F.A.S.

GOVERNING EXECUTIVE AUTHORITY

(as at date of filing statement)

President, A. W. Howe, 493 King St., London, Ont.; Secretary, Geo. T. Hair, 41 Gerrard St., London, Ont.; Treasurer, A. E. Barbour, 355 Piccadilly St., London, Ont.

Statement for the Year Ending 31st December, 1931

Assets

Ledger Assets

Mortgage loans on real estate, first mortgages.....	\$499,577 47
Book values of bonds, debentures and debenture stocks not in default.....	411,961 39
Cash in Ontario Loan & Debenture Company.....	7,916 65
Total Ledger Assets.....	\$919,455 51

Non-Ledger Assets

Interest accrued.....	\$28,445 49
Total Non-Ledger Assets.....	\$28,445 49
Total Admitted Assets.....	\$947,901 00

Liabilities

Provision for death benefits.....	\$3,465 00
Liabilities due and accrued, salaries.....	820 00
Special reserve for contingencies:	
Relief.....	\$54 06
Special donations.....	135 46
	189 52
Total Liabilities (except Reserve).....	\$4,474 52
Net required Reserve, per Actuary's report, for outstanding contracts of:	
Mortuary Fund.....	\$634,450 40
Total Reserve.....	\$634,450 40

*See note on page 1.

Statement of Operations of Each Fund for the Year Ending 31st December, 1931

MORTUARY FUND

Balance of Fund (Ledger Assets), December 31st, 1930.....		\$875,253 50
Income for the year:		
Premiums (with extra dues, etc.).....	\$29,482 00	
Interest and rents.....	55,626 82	
Profit on sale of securities.....	1,536 31	
Sale of certificate cases.....	43 50	
Total Income.....		86,688 63
Disbursements for the year:		\$961,942 13
Death claims.....		29,155 00
Deduct:		\$932,787 13
Transfers to General Fund.....		13,331 62
Balance of Fund (Ledger Assets), December 31st, 1931.....		<u>\$919,455 51</u>

GENERAL FUND

Balance of Fund (Ledger Assets), December 31st, 1930.....		Nil
Disbursements for the year:		
<i>Head Office Expenses:</i>		
Salaries.....	\$5,244 00	
Auditors' fees.....	600 00	
Actuaries' fees and expenses.....	75 00	
Travelling expenses.....	177 30	
Rents.....	1,080 00	
Printing and supplies.....	781 25	
Miscellaneous, L. & W. T. Co., compensation.....	1,948 16	
Total.....		\$9,905 71
<i>Organization Expenses:</i>		
Salaries.....		410 00
<i>All Other Expenses:</i>		
Advertising.....	\$29 64	
Legal fees.....	32 00	
Taxes and licenses.....	218 52	
Telephone, telegram and express.....	85 19	
Light, fuel and water.....	19 75	
Donations.....	874 00	
Honorary membership.....	20 00	
Miscellaneous.....	1,736 81	
Total.....		3,015 91
Total Disbursements.....		<u>\$13,331 62</u>
Transfers from Mortuary Fund.....		<u>\$13,331 62</u>
Balance of Fund (Ledger Assets), December 31st, 1931.....		<u>Nil</u>

Exhibit of Policies (Mortuary)

Classification	Whole Life Continuous Premiums	
	No.	Amount
At end of 1930.....	3,079	\$1,711,330 00
New issued.....	182	31,840 00
Old increased.....	66,545 00
Totals.....	3,261	\$1,809,715 00
Less ceased by:		
Death.....	49	\$29,050 00
Lapse.....	311	136,890 00
Total ceased.....	360	\$165,940 00
At end of 1931.....	2,901	\$1,643,775 00

Valuation Balance Sheet

MORTUARY DEPARTMENT

Liabilities

Present value of sums assured.....	\$908,170 60
Other liabilities.....	4,474 52
Total.....	<u>\$912,645 12</u>

Assets

Present value of future contributions.....	\$273,720 20
Life insurance assets, 31st December, 1931.....	948,488 70
Total.....	<u>\$1,222,208 90</u>

The ratio of assets to liabilities was 133.92 per cent.
 The valuation basis was OM (5), 3½ per cent.
 The amount of insurance valued was \$1,643,775.00.
 The valuation was made by J. D. Buchanan, Fellow of the Actuarial Society of America.
 The valuation was made as at December 31st, 1931.

Schedule "C"

Bonds and Debentures Owned by the Society (*not in default*)

	Par Value	Book Value
Province of Ontario, 4½%, 1959.....	\$25,000 00	\$23,618 66
Province of Alberta, 5½%, 1947.....	10,000 00	10,621 18
Province of Saskatchewan, 4½%, 1955.....	10,000 00	9,616 00
Canadian Northern Ontario Railroad Company, 3½%, 1961.....	17,763 33	12,119 56
Canadian National Railways, 5%, 1969.....	10,000 00	10,000 00
Canadian National Railways, 4½%, 1956.....	50,000 00	49,254 80
Canadian National Railways, 4½%, 1954.....	13,000 00	12,875 41
Hydro-Electric Power Commission (Ontario), 4¾%, 1970.....	10,000 00	10,170 63
City of Port Arthur, Ont., 5%, 1937-38.....	35,000 00	35,465 54
City of London, 4½%, 1943.....	5,000 00	4,599 96
City of Brandon, Man., 5½%, 1939.....	12,000 00	11,473 44
Town of Glace Bay, N.S., 6%, 1950.....	10,000 00	9,392 28
City of Cranbrook, B.C., 6½%, 1940.....	5,000 00	4,825 12
City of New Westminster, B.C., 6%, 1945.....	5,000 00	5,000 00
City of London, Ont., 5½%, 1941-42.....	10,000 00	10,126 00
Town of Riverside, 6½%, 1932.....	3,654 93	3,659 53
Town of Riverside, 5½%, 1932-43.....	9,375 50	9,210 25
Town of Ford City, 6%, 1942-44.....	15,000 00	15,272 44
City of Sydney, N.S., 5½%, 1954.....	24,000 00	24,000 00
City of Fort William, Ont., 5%, 1944.....	5,000 00	4,940 00
City of Calgary, Alta., 5½%, 1954.....	5,000 00	5,000 00
City of Edmonton, 5½%, 1952.....	13,500 00	13,398 74
District of Penticton, B.C., 6%, 1960.....	2,000 00	2,052 02
City of Edmonton, Alta., 5½%, 1945.....	4,500 00	4,515 78
City of Moose Jaw, Sask., 5%, 1953.....	5,000 00	4,884 70
Township of East York, Ont., 5½%, 1947.....	10,000 00	10,381 35
Town of New Toronto, Ont., 6½%, 1938.....	4,000 00	4,224 00
City of Montreal, Que., 4%, 1948.....	14,112 00	12,585 97
City of Sarnia, Ont., 5%, 1941.....	10,000 00	9,861 71
Township of Stamford, 5%, 1943-45.....	14,157 46	13,968 17
Town of New Waterford, N.S., 5½%, 1949.....	10,000 00	10,000 00
Township of East York, Ont., 5%, 1958.....	5,000 00	4,863 47
Township of East York, Ont., 5%, 1938.....	10,000 00	9,898 88
City of Three Rivers, Que., 5½%, 1947.....	10,000 00	10,097 78
Township of Scarborough, Ont., 5%, 1941.....	5,000 00	5,000 00
City of Saskatoon, Sask., 5%, 1950.....	5,000 00	4,976 25
City of London, Ont., 4½%, 1947.....	10,000 00	10,011 77
	<u>\$422,063 22</u>	<u>\$411,961 39</u>

GRAND ORANGE LODGE OF BRITISH AMERICA*

HEAD OFFICE, TORONTO, ONTARIO

Officers.—President, Lieut.-Col. T. A. Kidd, M.P.P.; Vice-President, J. J. Williams, M.D.; Secretary-Treasurer, T. H. Bell, M.P.P.

Directors.—Lieut.-Col. T. A. Kidd, M.P.P.; J. J. Williams, M.D.; Benjamin Kirk, Major J. C. Boylen, James Harper and J. P. F. Williams, M.D., Medical Referee.

Assets.....	\$1,132,608	PREMIUMS WRITTEN—CLAIMS INCURRED	
Ontario insurance in force (gross)...	2,764,861	Premiums—Ontario (net).....	\$74,984
Total insurance in force (gross)...	4,052,749	Premiums—Canada (net).....	107,865
		Benefits paid—Ontario (net).....	51,721
		Benefits paid—Canada (net).....	67,196

*See note on page 1.

OTTAWA FIREMEN'S SUPERANNUATION AND BENEFIT FUND

HEAD OFFICE, OTTAWA, ONT.

Incorporated.—1917

OFFICERS

President, Stanley Lewis; Secretary, J. J. O'Kelly; Treasurer, Frank G. Kennedy.

Auditors.—A. A. Crawley & Company.

GOVERNING EXECUTIVE AUTHORITY

(as at date of filing statement)

Daniel McCann, 361 Arlington Ave.; J. J. O'Kelly, 155 James St.; Fire Chief Lemieux, 203 Water St.; R. Plant, 148 Creighton St.; G. P. Gordon, Highland Park; Sidney Orange, 7 Raymond St.; Thos. Brethour, 201 Creighton St.

Statement for the Year Ending 31st December, 1931

Assets

Ledger Assets

Book values of bonds, debentures and debenture stocks not in default.....	\$304,022 70
Cash on hand at head office.....	13,936 15
Total Ledger Assets.....	\$317,958 85

Non-Ledger Assets

Interest accrued.....	\$4,300 11
Total Non-Ledger Assets.....	\$4,300 11
Total Admitted Assets.....	\$322,258 96

Liabilities†

SUPERANNUATION AND BENEFIT FUND

Balance of Fund (Ledger Assets), December 31st, 1930.....	\$288,827 98
Income for the year:	
Assessments, dues, fees and fines.....	\$21,978 26
Interest from investments.....	12,080 06
Bank interest.....	1,883 05
Premium on New York funds.....	92 25
Donation.....	25 00
Total Income.....	36,058 62
	\$324,886 60
Disbursements for the year:	
Superannuation.....	\$2,649 84
Widows' benefits.....	3,800 00
Total Disbursements.....	6,449 84
	\$318,436 76
Deduct:	
Transfers to General Fund.....	477 91
Balance of Fund (Ledger Assets), December 31st, 1931.....	\$317,958 85

GENERAL FUND

Balance of Fund (Ledger Assets), December 31st, 1930.....	Nil
Income for the year:	
Rebate.....	\$8 00
Disbursements for the year:	\$8 00
Salaries.....	\$300 00
Travelling expenses.....	56 85
Printing and supplies.....	39 06
Miscellaneous.....	90 00
Total Disbursements.....	485 91
	\$447 91
Transfers from Superannuation and Benefit Fund.....	477 91
Balance of Fund (Ledger Assets), December 31st, 1931.....	Nil

†For last actuarial report see report of business of 1928. See Insurance Act, R.S.O. 1927, c. 222, sec. 234 re societies with membership limited to government or municipal employees.

Schedule "C"

Bonds and Debentures Owned by the Society (*not in default*)

	Par Value	Book Value
City of Ottawa, 4½%, 1932.....	£1,000 00	\$4,866 66
City of Ottawa, 4%, 1939.....	\$3,000 00	3,000 00
City of Ottawa, 5%, 1939.....	503 66	503 66
Province of British Columbia, 5%, 1939.....	10,000 00	10,000 00
City of Ottawa, 5%, 1940.....	778 83	778 83
City of London, Ont., 5%, 1940.....	12,000 00	12,000 00
City of Ottawa, 5%, 1941.....	567 76	567 76
City of Ottawa, 5%, 1942.....	1,371 13	1,371 13
City of Hamilton, Ont., 5%, 1942.....	12,000 00	12,000 00
Toronto Junction, 4½%, 1943.....	10,000 00	10,000 00
City of Ottawa, 5%, 1943.....	689 67	689 67
City of Ottawa, 4½%, 1943.....	£400 00	1,946 67
Dominion of Canada, 5%, 1943.....	10,000 00	10,000 00
City of Ottawa, 5%, 1944.....	524 13	524 13
Dominion of Canada, 4½%, 1944.....	3,000 00	3,000 00
City of Ottawa, 5%, 1945.....	1,375 33	1,375 33
City of Ottawa, 5½%, 1946.....	265 87	265 87
Province of Ontario, 5%, 1948.....	30,000 00	30,096 29
Toronto Harbour Commissioners, 4½%, 1953.....	64,000 00	63,942 50
Hydro-Electric Power, 4%, 1957.....	5,000 00	4,196 43
Hydro-Electric Power, 6%, 1940.....	40,000 00	43,300 00
Province of Alberta, 4½%, 1960.....	40,000 00	38,300 00
Town of New Toronto, 5%, 1940.....	2,000 00	1,939 60
Town of New Toronto, 5%, 1942.....	7,000 00	6,776 70
Town of New Toronto, 5%, 1943.....	3,000 00	2,899 20
City of Ottawa, 4%, 1937.....	£4,600 00	19,607 27
City of Ottawa, 4%, 1940.....	£2,600 00	10,439 00
City of Ottawa, 4%, 1940.....	£2,400 00	9,636 00
		<u>\$304,022 70</u>

OTTAWA POLICE BENEFIT FUND ASSOCIATION

HEAD OFFICE, OTTAWA, ONT.

Incorporated.—Chapter 120, R.S.O. 1926

OFFICERS

Principal Officer, Robert W. Mahoney; Secretary, Joseph P. Downey; Treasurer, Emile Joliat; Ernest Sabourin, Trustee; George Coburn, Trustee.

Auditors.—Arthur A. Crawley & Company.

Actuary.—W. P. Brenton, F.I.A.

GOVERNING EXECUTIVE AUTHORITY

(As at date of filing statement)

The Board of Commissioners of Police of the City of Ottawa: Glenn E. Strike, Police Magistrate, Ottawa; Edward J. Daly, Judge, County of Carleton; John J. Allen, Mayor, City of Ottawa.

Statement for the Year Ending 31st December, 1931

Assets

Ledger Assets

Mortgage loans on real estate, first mortgages.....	\$15,000 00
Book values of bonds, debentures and debenture stocks, not in default.....	272,721 57
Cash in chartered banks of Canada in Canada.....	5,320 22
Total Ledger Assets.....	<u>\$293,041 79</u>

Non-Ledger Assets

Interest accrued.....	\$5,449 93
Total Non-Ledger Assets.....	<u>\$5,449 93</u>
Total Admitted Assets.....	<u>\$298,491 72</u>

Liabilities†

†For last actuarial report (business of 1930) see next page. See Insurance Act, R.S.O. 1927, c. 222, sec. 234, re societies with membership limited to government or municipal employees.

Statement of Operations of Each Fund for the Year Ending 31st December, 1931

BENEFIT FUND

Balance of Fund (Ledger Assets), December 31st, 1930.....		\$261,799 56
Income for the year:		
Assessments, dues, fees and fines.....	\$25,994 41	
Interest on bank balances.....	98 78	
Interest on mortgages.....	1,050 00	
Interest on bonds.....	11,950 45	
Premium on United States funds.....	111 06	
Miscellaneous receipts.....	109 10	
Total Income.....		39,313 80
Disbursements for the year:		\$301,113 36
Pensions.....	\$6,171 47	
Retiring allowance.....	1,700 00	
Total Disbursements.....		7,871 47
Deduct:		\$293,241 89
Transfers to General Fund.....		200 10
Balance of Fund (Ledger Assets), December 31st, 1931.....		\$293,041 79

GENERAL FUND

Balance of Fund (Ledger Assets), December 31st, 1930.....		Nil
Disbursements for the year:		
Salaries.....	\$87 50	
Auditor's fees.....	20 00	
Rents.....	25 00	
Taxes and licenses.....	61 00	
Commission on bond coupons.....	6 60	
Total Disbursements.....		\$200 10
Transfer from Benefit Fund.....		\$200 00
Balance of Fund (Ledger Assets), December 31st, 1931.....		Nil

An actuarial valuation of the Fund was made as of 31st December, 1930, by Mr. W. P. Brenton, F.I.A., and a special report thereon delivered to the Chairman of Police Commissioners. The Actuarial Balance Sheet was as follows:

Assets

Members' future contributions.....	\$287,774 80
Assets.....	242,625 20
Deficiency.....	2,569 86
Total.....	\$532,970 04

Liabilities

Liability under:		
Pension Benefit.....	\$476,908 10	
Death Benefit.....	27,157 00	
Withdrawal Benefits.....	2,145 00	
Existing Pensions.....	21,004 44	
Incidental expenses (assessed at 2 per cent. of members' contribution).....	5,755 50	
Total.....	\$532,970 04	

In his special report to the Commissioners, the Actuary made recommendations. A declaration of the Commissioners regarding the policy of the Board in complying with the Actuary's recommendation has been requested by the Department, together with a new certificate from the Actuary approving of it. When this has been done a further valuation will be made.

Schedule "C"

Bonds and Debentures Owned by the Society (*not in default*)

	Par Value	Book Value
Province of Ontario, 4%, 1953.....	\$10,000 00
Province of British Columbia, 4½%, 1969.....	10,000 00	\$9,500 00
Province of Alberta, 4½%, 1957.....	10,000 00	9,757 00
Province of Alberta, 4½%, 1956.....	20,000 00	19,400 00
Province of Alberta, 4½%, 1958.....	5,000 00	4,801 00
Province of Saskatchewan, 4½%, 1955.....	5,000 00	4,962 50
Province of Saskatchewan, 4½%, 1955.....	5,000 00	4,975 00
Canadian National Railways, 5%, 1954.....	10,000 00	9,930 00
Canadian National Railways, 5%, 1954.....	20,000 00	20,367 00
Canadian National Railways, 4½%, 1957.....	86,000 00	84,495 00

Schedule "C"—Continued

Bonds and Debentures Owned by the Society (*not in default*)

	Par Value	Book Value
Canadian National Railways, 5%, 1969.....	\$4,000 00	\$4,000 00
Canadian National Railways, 5%, 1969.....	10,000 00	9,925 00
Canadian National Railways, 4¾%, 1955.....	10,000 00	9,850 00
Temiskaming and Northern Ontario Railway, 4%, 1968.....	10,000 00	9,675 00
Government of Newfoundland, 5%, 1952.....	5,000 00	5,025 00
City of Toronto, 4½%, 1950.....	5,000 00	5,000 00
City of Toronto, 4½%, 1956.....	2,000 00	1,970 00
City of Toronto, 4½%, 1953.....	5,000 00	4,925 00
City of Toronto, 4½%, 1961.....	5,000 00	5,000 00
City of Toronto, 5%, 1961.....	5,000 00	4,545 00
City of Hull, 5%, 1954.....	4,000 00	3,944 40
City of Hull, 5%, 1936.....	1,000 00	987 50
Town of Kenora, 5%, 1951.....	5,000 00	5,050 00
Town of Kenora, 5%, 1952.....	5,000 00	5,050 00
Township of Sandwich West, 5½%, 1937.....	5,000 00	4,929 50
Township of Gloucester, 6%, 1939.....	862 17	862 17
Ottawa Valley Power Company, 5½%, 1970.....	5,000 00	4,762 50
Ontario Power Service Corporation, 5½%, 1950.....	5,000 00	4,750 00
McLaren-Quebec Power Company, 5½%, 1961.....	5,000 00	4,775 00
	<u>\$277,862 17</u>	<u>\$272,721 57</u>

SUPREME COUNCIL OF THE ROYAL ARCANUM*

HEAD OFFICE, BOSTON, MASS.

Principal Office in Canada, Hamilton, Ont.

Manager or Chief Executive Officer in Canada.—Lyman Lee, Hamilton, Ont.*Chief or General Agent in Ontario.*—Lyman Lee, Birks Building, Hamilton, Ont.

	PREMIUMS WRITTEN—CLAIMS INCURRED
Assets.....	\$28,299,443
Ontario insurance in force (gross).....	1,462,503
Canadian insurance in force (gross).....	4,959,483
Total insurance in force (gross).....	132,480,698
	Premiums—Ontario (net)..... \$45,520
	Premiums—Canada (net)..... 132,214
	Premiums—Total (net)..... 6,003,030
	Benefits paid—Ontario (net)..... 49,370
	Benefits paid—Canada (net)..... 120,298
	Total benefits paid (net)..... 4,527,217

ROYAL CLAN, ORDER OF SCOTTISH CLANS*

HEAD OFFICE, BOSTON, MASS.

Principal Office in Canada, Montreal, P.Q.

Manager or Chief Executive Officer in Canada.—Wm. Cromb, 23 Prudhomme Ave., Montreal, Que.*Chief or General Agent in Ontario.*—Robert O. Dawson, 424 Somerset St. W., Ottawa, Ont.

	PREMIUMS WRITTEN—CLAIMS INCURRED
Assets.....	\$1,785,318
Ontario insurance in force (gross).....	98,235
Canadian insurance in force (gross).....	247,715
Total insurance in force (gross).....	12,377,239
	Premiums—Ontario (net)..... \$3,156
	Premiums—Canada (net)..... 7,791
	Premiums—Total (net)..... 502,189
	Benefits paid—Ontario (net)..... 1,250
	Benefits paid—Canada (net)..... 4,650
	Total benefits paid (net)..... 151,024

SLOVENE NATIONAL BENEFIT SOCIETY*

HEAD OFFICE, CHICAGO, ILL.

Principal Office in Canada, Sudbury, Ont.

Manager or Chief Executive Officer in Canada.—Frank Nahtigal, 46 Hook Ave., West Toronto, Ont.

	PREMIUMS WRITTEN—CLAIMS INCURRED
Assets.....	\$4,324,983
Ontario insurance in force (gross).....	165,600
Canadian insurance in force (gross).....	690,150
Total insurance in force (gross).....	32,619,950
	Premiums—Ontario (net)..... \$11,087
	Premiums—Canada (net)..... 42,335
	Premiums—Total (net)..... 1,717,045
	Benefits paid—Ontario (net)..... 13,619
	Benefits paid—Canada (net)..... 46,533
	Total benefits paid (net)..... 1,274,865

*See note on page 1.

THE SONS OF ENGLAND BENEFIT SOCIETY

HEAD OFFICE, TORONTO, ONT.

Incorporated.—February 19th, 1875

OFFICERS

Principal Officer, Richard Patching; Secretary or Manager, David J. Proctor; Treasurer, Edward C. Green; Past President, Arthur J. Taylor; Vice-President, Wm. V. Oglesby; Councillor, Rev. Canon Baynes-Reed.

Auditors.—Sharp, Milne & Company (Toronto).

Actuary.—S. H. Pipe, F.A.S., A.I.A.

GOVERNING EXECUTIVE AUTHORITY

(as at date of filing statement)

Supreme Council consists of above mentioned Officers

Summary of Funds

Balances of Funds—December 31st, 1931:	
Mortuary Fund.....	\$289,532 18
Guarantee Fund.....	16,240 85
Funeral Fund.....	42,516 76
Supreme Lodge Expense Fund.....	11,932 27
Widows and Orphans Fund.....	1,169 08
Mortuary Fund (Junior).....	27 39
General Fund.....	85,783 86
Total.....	\$447,202 39
Add Non-Ledger Assets.....	4,927 90
	\$452,130 29
Deduct due and accrued Liabilities (except Reserve).....	2,137 52
Net Balance of All Funds.....	\$449,992 77
Reserves.....	\$246,054 39
Balance—Surplus of Assets over all Liabilities and Reserve.....	\$203,938 38

Statement for the Year Ending 31st December, 1931

Assets

Ledger Assets

Book value of real estate, office premises.....	\$40,069 35
Mortgage loans on real estate, first mortgages.....	8,564 54
Loans and liens on policies.....	2,071 00
Amortized values of bonds, debentures and debenture stocks (not in default).....	308,575 10
Cash on hand and in banks:	
On hand at head office.....	\$105 93
In chartered banks of Canada in Canada.....	87,816 47
	87,922 40
Total Ledger Assets.....	\$447,202 39

Non-Ledger Assets

Interest due, \$300.20; accrued, \$3,914.20.....	\$4,214 40
Rents due.....	713 50
	\$4,927 90
Total Non-Ledger Assets.....	\$4,927 90
Total Admitted Assets.....	\$452,130 29

Liabilities

Present value of matured claims payable by instalments:	
Death claims outstanding at December 31st, 1931.....	\$1,802 00
Accounts payable.....	335 52
	\$2,137 52
Net required Reserve for outstanding contracts of:	
Mortuary Fund (Adult), per Actuary's report.....	\$246,027 00
Mortuary Fund (Junior).....	27 39
	\$246,054 39
Total Reserves.....	\$246,054 39

Statement of Operation of Each Fund for the Year Ending December 31st, 1931

MORTUARY FUND

Balance of Fund (Ledger Assets), December 31st, 1930.....		\$275,945 56
Income for the year:		
Premiums (with extra dues, etc.).....	\$47,076 88	
Interest and rents.....	<u>13,017 58</u>	
Total Income.....		60,094 46
		<u>\$336,040 02</u>
Disbursements for the year:		
Death claims.....	\$34,609 00	
Surrender values.....	<u>4,449 01</u>	
Total Disbursements.....		39,058 01
		<u>\$296,982 01</u>
Deduct:		
Transfers to General Fund.....		<u>7,449 83</u>
Balance of Fund (Ledger Assets), December 31st, 1931.....		<u><u>\$289,532 18</u></u>

GUARANTEE FUND

Balance of Fund (Ledger Assets), December 31st, 1930.....		\$15,474 95
Income for the year:		
Premiums.....	\$401 71	
Interest and rents.....	<u>673 46</u>	
Total Income.....		1,075 17
		<u>\$16,550 12</u>
Deduct:		
Transfers to General Fund.....		<u>309 27</u>
Balance of Fund (Ledger Assets), December 31st, 1931.....		<u><u>\$16,240 85</u></u>

FUNERAL FUND

Balance of Fund (Ledger Assets), December 31st, 1930.....		\$41,325 40
Income for the year:		
Assessments.....	\$29,887 84	
Interest and rents.....	<u>1,846 61</u>	
Total Income.....		31,734 45
		<u>\$73,059 80</u>
Disbursements for the year:		
Funeral claims.....		<u>27,190 00</u>
		<u>\$45,869 80</u>
Deduct:		
Transfers to General Fund.....		<u>3,353 04</u>
Balance of Fund (Ledger Assets), December 31st, 1931.....		<u><u>\$42,516 76</u></u>

SUPREME LODGE EXPENSE FUND

Balance of Fund (Ledger Assets), December 31st, 1930.....		\$16,309 57
Income for the year:		
Assessments.....	\$7,954 16	
Bank interest.....	<u>525 67</u>	
Total Income.....		8,479 83
		<u>\$24,789 40</u>
Disbursements for the year:		
Expenses re Supreme Lodge Convention, Windsor, 1931.....		<u>12,296 98</u>
		<u>\$12,492 42</u>
Deduct:		
Transfers to General Fund.....		<u>560 15</u>
Balance of Fund (Ledger Assets), December 31st, 1931.....		<u><u>\$11,932 27</u></u>

WIDOWS AND ORPHANS FUND

Balance of Fund (Ledger Assets), December 31st, 1930.....		\$1,141 42
Income for the year:		
Bank interest.....		<u>27 66</u>
Balance of Fund (Ledger Assets), December 31st, 1931.....		<u><u>\$1,169 08</u></u>

MORTUARY FUND (JUNIOR)

Balance of Fund (Ledger Assets), December 31st, 1930.....		Nil
Income for the year:		
Premiums.....	\$30 94	
Interest.....	7 04	
Total Income.....		37 98
		<u>\$37 98</u>
Deduct:		
Transfers to General Fund.....		10 59
Balance of Fund (Ledger Assets), December 31st, 1931.....		<u><u>\$27 39</u></u>

GENERAL FUND

Balance of Fund (Ledger Assets), December 31st, 1930.....		\$89,013 39
Income for the year:		
Assessments, dues, fees and fines.....	\$12,182 46	
Income from advertisements.....	513 24	
Other revenue: Lodge supplies.....	3,239 08	
Interest.....	1,390 46	
Rents.....	7,114 97	
Total Income.....		24,440 21
		<u>\$113,453 60</u>
Disbursements for the year:		
<i>Head Office Expenses:</i>		
Salaries.....	\$12,665 50	
Directors' fees.....	1,337 90	
Auditors' fees.....	300 00	
Supreme President's office.....	187 50	
Travelling expenses.....	552 70	
Rents.....	1,250 00	
Printing and supplies.....	543 13	
Miscellaneous.....	373 93	
Total.....		\$17,210 66
<i>Agency Expenses:</i>		
Bonuses to members.....	\$693 15	
Travelling expenses.....	604 69	
Miscellaneous.....	30 50	
Total.....		1,328 34
<i>All Other Expenses:</i>		
Expenses from other Funds.....	\$3,369 80	
Additions to office furniture.....	140 85	
Advertising.....	1,615 52	
Wreaths.....	57 00	
Legal fees.....	130 00	
Sickness benefit.....	289 98	
Taxes and licenses.....	2,018 09	
Telephone, telegram and express, exchange and postage	713 44	
Grants.....	145 00	
Maintenance of Building.....	457 55	
Light, fuel and water.....	1,014 22	
Lodge supplies.....	2,254 40	
Official publications.....	5,112 44	
Fire insurance.....	393 30	
Defunct Lodge funds returned.....	304 94	
Meeting of Supreme Body.....	1,819 24	
Swansea property written down.....	515 45	
Miscellaneous.....	462 40	
Total.....		20,813 62
Total Disbursements.....		<u>39,352 62</u>
		<u>\$74,100 98</u>
Transfers from:		
Mortuary Fund.....	\$7,449 83	
Guarantee Fund.....	309 27	
Funeral Fund.....	3,353 04	
Supreme Lodge Expense Fund.....	560 15	
Mortuary Fund (Junior).....	10 59	
Total.....		11,682 88
Balance of Fund (Ledger Assets), December 31st, 1931.....		<u><u>\$85,783 86</u></u>

Exhibit of Policies (Mortuary)

Adult

Classification	Whole Life Continuous Premiums		Whole Life Limited Payment Premiums		Totals		Totals for the Province only	
	No.	Amount	No.	Amount	No.	Amount	No.	Amount
At end of 1930...	986	\$846,816 50	314	\$314,793 50	1,300	\$1,161,610 00	974	\$850,864 50
New issued.....	8	8,000 00	12	12,000 00	20	20,000 00	13	12,000 00
Transfers.....							2	2,120 00
Totals.....	994	\$854,816 50	326	\$326,793 50	1,320	\$1,181,610 00	989	\$864,984 50
Less ceased by:								
Death.....	41	\$34,609 00			41	\$34,609 00	35	\$27,507 00
Surrender.....	15	15,188 00	14	\$16,155 00	29	31,343 00	22	23,143 00
Lapse.....	4	3,035 00	5	3,530 00	9	6,565 00	6	4,035 00
Transfers.....							2	1,590 00
Total ceased.....	60	\$52,832 00	19	\$19,685 00	79	\$72,517 00	65	\$56,275 00
At end of 1931...	934	\$801,984 50	307	\$307,108 50	1,241	\$1,109,093 00	924	\$808,709 50

Junior

Classification	Total		Totals for the Province only	
	No.	Amount	No.	Amount
New certificates issued.....	13	\$3,250 00	8	\$2,000 00
At end of 1931.....	13	\$3,250 00	8	\$2,000 00

This department commenced business November 1st, 1930. Figures above cover fourteen months to December 31st, 1931.

Miscellaneous

Give particulars of any distribution of surplus during last three years—1 per cent. Bonus Distribution (1930) applied to policies.

Valuation Balance Sheet

MORTUARY DEPARTMENT

Liabilities

Net Reserve.....	\$246,027 00
Unpaid claims.....	1,802 00
Total.....	<u>\$247,829 00</u>

Assets

Life Insurance Fund.....	<u>\$268,364 74</u>
--------------------------	---------------------

The ratio of assets to liabilities was 108.3 per cent.

The valuation basis was Fraternal American Table with interest at 4 per cent.

The amount of insurance valued was \$1,109,093.00.

The valuation was made by Sidney H. Pipe, Fellow of the Actuarial Society of America and of the American Institute of Actuaries.

Schedule "C"

Bonds and Debentures Owned by the Society (not in default)

Life Insurance Fund:	Par Value	Book Value
Dominion of Canada, 5%, 1937.....	\$5,000 00	\$4,948 00
Dominion of Canada Conversion Loan, 5½%, 1959.....	65,000 00	65,286 00
Dominion of Canada National Service Loan, 5%, 1941.....	25,000 00	24,750 00
Province of New Brunswick, 6%, 1936.....	5,000 00	5,259 00
Province of Nova Scotia, 4½%, 1952.....	5,000 00	5,040 50
Grand Trunk Railway, 6%, 1936.....	10,000 00	10,176 00
Canadian National Railways, 5%, 1954.....	10,000 00	9,946 00
Dominion of Canada Guaranteed C.N.R., 5%, 1969.....	5,000 00	5,292 50
City of Regina, 5½%, 1949.....	5,000 00	5,159 00

Schedule "C"—Continued

Bonds and Debentures Owned by the Society (*not in default*)

<i>Life Insurance Fund—Continued</i>		Par Value	Book Value
City of North Bay, 5%, 1941.....		\$5,000 00	\$4,988 50
Town of Weston, 5%, 1941.....		2,000 00	1,961 40
City of Winnipeg, 4½%, 1957.....		5,000 00	5,045 50
Portage la Prairie, 5%, 1948.....		5,000 00	5,033 00
Town of Smith's Falls, 5%, 1943.....		3,000 00	3,000 00
City of Windsor, 5%, 1940.....		1,000 00	1,000 00
City of Port Arthur, 5%, 1934.....		5,000 00	4,997 00
City of Moose Jaw, 5%, 1941.....		4,000 00	3,962 80
City of Toronto, 5%, 1938.....		4,000 00	3,945 60
Town of Cobourg, 5½%, 1938.....		1,000 00	1,016 40
Town of Cobourg, 5½%, 1939.....		2,000 00	2,036 80
Town of Cobourg, 5½%, 1940.....		3,000 00	3,061 20
City of Oshawa, 5½%, 1942.....		5,000 00	5,082 50
Town of Port Colborne, 5%, 1935.....		5,000 00	4,864 00
City of Vancouver, 5%, 1944.....		10,000 00	10,000 00
City of Saskatoon, 5%, 1945.....		10,000 00	9,951 00
Town of Leaside, 5½%, 1958.....		5,000 00	5,106 50
Town of Kapuskasing, 6%, 1942.....		5,000 00	5,080 50
City of Victoria, 6%, 1937.....		5,000 00	5,093 50
City of Edmonton, 5½%, 1945.....		10,000 00	10,124 00
Montreal Protestant Schools, 5%, 1944.....		5,000 00	4,994 50
Calgary School District, 5%, 1952.....		10,000 00	10,000 00
Walkerville-East Windsor Water Commission, 5½%, 1946.....		5,000 00	5,177 00
<i>Guarantee Fund:</i>			
Dominion of Canada 1931 Conversion Loan, 5½%, 1959.....		5,000 00	5,022 00
Dominion of Canada National Service Loan, 5%, 1941.....		5,000 00	4,950 00
Canadian Northern Railway, 7%, 1940.....		5,000 00	5,274 00
<i>Adult and Junior Funeral Funds:</i>			
Dominion of Canada 1931 Conversion Loan, 5½%, 1959.....		15,000 00	15,066 00
City of Toronto, 5%, 1938.....		9,000 00	8,877 60
<i>General Fund:</i>			
Dominion of Canada, 5%, 1933.....		100 00	100 00
Dominion of Canada, 5½%, 1937.....		150 00	150 00
Dominion of Canada National Service Loan, 5%, 1941.....		5,000 00	4,950 00
City of Toronto, 5%, 1938.....		12,000 00	11,836 80
<i>Widows' and Orphans' Fund:</i>			
Dominion of Canada National Service Loan, 5%, 1941.....		1,000 00	970 00
		<u>\$307,250 00</u>	<u>\$308,575 10</u>

SONS OF SCOTLAND BENEVOLENT ASSOCIATION

HEAD OFFICE, TORONTO, ONT.

Organized.—June 27th, 1876. Incorporated.—April 5th, 1880

OFFICERS

Principal Officer, Lieut.-Col. Alex. Cowan; Secretary or Manager, Col. D. M. Robertson; Treasurer, Col. Alex. Fraser; Past Grand Chief, Dr. John Ferguson; Grand Chieftain, Rev. D. Wallace Christie; Grand Medical Examiner, Dr. C. A. Warren.

Auditors.—G. S. Fleming and John Archibald.

Actuary.—L. K. File.

GOVERNING EXECUTIVE AUTHORITY

(as at date of filing statement)

Executive Board.—Dr. John Ferguson, Col. D. M. Robertson, Rev. D. Wallace Christie, Dr. Alex. Fraser, Alex. Cowan, Judge Tytler, J. P. MacGregor, Adam Brand, Robert Lewis, A. C. Gordon, W. A. Murray.

Summary of Funds

Balances of Funds—December 31st, 1931:		
Mortuary Fund.....	\$1,332,954 67	
Sickness Fund.....	28,684 19	
Juvenile Fund.....	623 59	
General Fund.....	5,745 01	
Total.....		\$1,368,007 46
Add Non-Ledger Assets.....		34,752 34
		<u>\$1,402,759 80</u>
Deduct due and accrued liabilities (except Reserve).....		12,283 42
Net Balance of All Funds.....		<u>\$1,390,476 38</u>
Reserve as per Actuary's report.....		<u>\$1,142,117 00</u>
Balance—Surplus of Assets over all Liabilities and Reserve.....		<u>\$248,359 38</u>

Statement for Year Ending 31st December, 1931

Assets

Ledger Assets

Loans and liens on policies.....		\$9,502 05
Book values of bonds, debentures and debenture stocks, not in default.....		1,330,849 78
Cash on hand and in banks:		
On hand at head office.....	\$5,021 80	
In chartered banks of Canada in Canada.....	17,633 83	
		22,655 63
Deposit with Quebec Government.....		5,000 00
Total Ledger Assets.....		<u>\$1,268,007 46</u>

Non-Ledger Assets

Interest accrued.....		\$22,290 94
Collections reported, but not received by head office.....		12,461 40
Total Non-Ledger Assets.....		<u>\$34,752 34</u>
Total Admitted Assets.....		<u>\$1,402,759 80</u>

Liabilities

Provision for unpaid claims—Death benefits.....		\$12,283 42
Total Liabilities (except Reserve).....		<u>\$12,283 42</u>
Net required Reserve, per Actuary's report, for outstanding contracts of:		
Mortuary Fund (with bonus).....	\$1,112,218 00	
Sickness Fund.....	29,406 00	
Juvenile Fund.....	493 00	
Total Reserve.....		<u>\$1,142,117 00</u>

Statement of Operations of Each Fund for the Year Ending 31st December, 1931

MORTUARY FUND

Balance of Fund (Ledger Assets), December 31st, 1930.....		\$1,282,263 99
Income for the year:		
Premiums (with extra dues, etc.).....	\$101,169 99	
Interest and rents.....	64,203 46	
Liens on policies.....	2,724 18	
Amortization of bonds and debentures.....	611 45	
Total Income.....		168,709 08
		<u>\$1,450,973 07</u>
Disbursements for the year:		
Death claims.....		81,815 35
		<u>\$1,369,157 72</u>
Deduct:		
Transfers to General Fund.....		36,203 05
Balance of Fund (Ledger Assets), December 31st, 1931.....		<u>\$1,332,954 67</u>

SICKNESS FUND

Balance of Fund (Ledger Assets), December 31st, 1930.....		\$24,972 35
Income for the year:		
Premiums.....	\$3,965 65	
Interest and rents.....	1,192 76	
Total Income.....		5,158 41
		<u>\$30,130 76</u>
Disbursements for the year:		
Sickness claims.....		1,446 57
Balance of Fund (Ledger Assets), December 31st, 1931.....		<u>\$28,684 19</u>

JUVENILE FUND

Balance of Fund (Ledger Assets), December 31st, 1930.....		\$363 10
Income for the year:		
Premiums.....	\$252 51	
Interest.....	7 98	
		260 49
Balance of Fund (Ledger Assets), December 31st, 1931.....		<u>\$623 59</u>

GENERAL FUND

Balance of Fund (Ledger Assets), December 31st, 1930.....		\$8,088 13
Income for the year:		
Assessments, dues, fees and fines.....	\$5,841 70	
Supplies sold.....	548 25	
Interest.....	46 62	
Total Income.....		6,436 57
Disbursements for the year:		\$14,524 70
<i>Head Office Expenses:</i>		
Salaries.....	\$9,818 05	
Directors' fees.....	662 00	
Auditors' fees.....	200 00	
Actuaries' fees and expenses.....	450 00	
Travelling expenses.....	881 16	
Rents.....	1,000 00	
Printing and supplies.....	1,897 96	
Total.....		\$14,909 17
<i>Agency and Organization Expenses:</i>		
Commissions.....	\$133 00	
Salaries.....	15,302 50	
Travelling expenses.....	6,200 93	
Miscellaneous.....	240 75	
Total.....		21,877 18
<i>All Other Expenses:</i>		
Advertising.....	\$5 00	
Medical fees.....	45 00	
Taxes and licenses.....	419 50	
Telephone, telegram and express.....	157 62	
Light, fuel and water.....	29 06	
Meeting of Supreme Body.....	6,298 20	
Miscellaneous.....	1,242 01	
Total.....		8,196 39
Total Disbursements.....		44,982 74
		\$30,458 04
Transfers from Mortuary Fund.....		36,203 05
Balance of Fund (Ledger Assets), December 31st, 1931.....		\$5,745 01

Exhibit of Policies (Mortuary)

Classification	Whole Life Continuous Premiums		Whole Life Limited Payment Premiums		Endowment Assurances	
	No. (1)	Amount (2)	No. (3)	Amount (4)	No. (5)	Amount (6)
At end of 1930.....	4,985	\$3,118,000 00	1,484	\$869,750 00	485	\$270,250 00
New issued.....	462	285,250 00	164	104,000 00	101	51,250 00
Old revived.....	11	5,750 00	15	7,500 00		
Old increased.....	4	1,500 00	5	3,250 00		
Totals.....	5,462	\$3,410,500 00	1,668	\$984,500 00	586	\$321,500 00
Less ceased by:						
Death.....	81	\$66,500 00	3	\$2,500 00	3	\$1,500 00
Surrender.....	10	4,750 00	7	6,000 00		
Lapse.....	587	345,250 00	308	189,250 00	99	53,500 00
Decrease.....	4	3,000 00	5	4,500 00		
Total ceased.....	682	\$419,500 00	322	\$202,250 00	102	\$55,000 00
At end of 1931.....	4,780	\$2,991,000 00	1,345	\$782,250 00	484	\$266,500 00

Exhibit of Policies (Mortuary)—Continued

Classification	Other Plans		Bonus Additions	Totals		Totals for the Province only	
	No. (7)	Amount (8)	(9)	No. (10)	Amount (11)	No. (12)	Amount (13)
At end of 1930.....	48	\$13,005 00	\$147,270 00	7,002	\$4,418,275 00	4,834	\$3,187,375 00
New issued.....	17	4,999 00	66,995 00	744	512,494 00	512	384,193 00
Old revived.....			385 00	26	13,635 00	15	5,195 00
Old increased.....				9	4,750 00	6	4,000 00
Totals.....	65	\$18,004 00	\$214,650 00	7,781	\$4,949,154 00	5,367	\$3,580,763 00
Less ceased by:							
Death.....	3	\$1,681 00	\$5,305 00	90	\$77,486 00	82	\$72,701 00
Surrender.....			765 00	17	11,515 00	13	9,125 00
Lapse.....			7,690 00	994	595,690 00	663	424,780 00
Decrease.....				9	7,500 00	6	5,500 00
Transferred from.....						2	1,010 00
Total ceased.....	3	\$1,681 00	\$13,760 00	1,110	\$692,191 00	766	\$513,116 00
At end of 1931.....	62	\$16,323 00	\$200,890 00	6,671	\$4,256,963 00	4,601	\$3,067,647 00

Miscellaneous

What class or classes of members, if any, are entitled in event of discontinuance of premium payment to benefit thereafter? Active members.

Under what conditions as to membership, etc., are such benefits available? Five years' full membership.

What is the nature of benefits so granted? Paid-up insurance.

Give particulars of any distribution of surplus during last three years: Bonus of 2 per cent. of insurance given to all Active Members, June 23rd, 1925, who were in good standing, June 23rd, 1923. Additional bonuses given 1927, 1929, 1931 to all members in good standing, January 1st, 1925, 1927 and 1929, respectively.

Valuation Balance Sheet

MORTUARY DEPARTMENT

Liabilities

Net reserve re policies and bonuses.....	\$1,112,218 00
Accrued liabilities (death claims).....	12,283 00
Total.....	\$1,124,501 00

Assets

Ledger Assets and accrued interest.....	\$1,332,955 00
---	----------------

The ratio of assets to liabilities was 121 per cent. The valuation basis was the British Offices Males Experience (OM), with interest at 4 per cent.
The amount of insurance valued was \$4,256,963.00.

SICKNESS DEPARTMENT

Liabilities

Net Reserve.....	\$29,406 00
------------------	-------------

Assets

Ledger Assets and accrued interest.....	\$29,450 00
---	-------------

The valuation for sickness contracts was the Manchester Unity Table (modified), combined with the Mortality Table deduced from the same experience, with interest at 3½ per cent. The number of certificates valued was 411.

The valuation was made by L. K. File, Fellow of the Institute of Actuaries of Great Britain.

JUVENILE DEPARTMENT

Liabilities

Net Reserve.....	\$493 00
------------------	----------

Assets

Ledger Assets and accrued interest.....	\$656 00
---	----------

The net reserve was arrived at by accumulating the gross premiums (excluding those paid in the year of issue) to the end of 1931, with interest compounded at the rate of 4 per cent. per annum.

Schedule "C"

Bonds and Debentures Owned by the Society (*not in default*)

	Par Value.	Amortized Book Value
<i>Mortuary Fund:</i>		
Dominion of Canada Refunding Loan, 5%, 1943.....	\$25,000 00	\$24,687 05
Dominion of Canada Renewal Loan, 5½%, 1932.....	15,000 00	15,005 06
Dominion of Canada, 4½%, 1940.....	100,000 00	98,136 00
Canadian National Railways (Guar. by Dom. Gov.), 5½%, 1954....	35,000 00	35,339 00
Canadian National Railways (Guar. by Dom. Gov.), 5½%, 1954....	100,000 00	101,566 56
Canadian National Railways (Guar. by Dom. Gov.), 4½%, 1954....	50,000 00	47,658 94
Canadian National Railways (Guar. by Dom. Gov.), 5½%, 1954....	249,000 00	253,450 09
Canadian National Railways (Guar. by Dom. Gov.), 5½%, 1954....	30,000 00	30,330 22
Canadian National Railways (Guar. by Dom. Gov.), 5½%, 1954....	35,000 00	35,622 33
Canadian National Railways (Guar. by Dom. Gov.), 5½%, 1954....	40,000 00	41,415 71
Canadian National Railways (Guar. by Dom. Gov.), 5½%, 1954....	15,000 00	15,948 58
Canadian National Railways (Guar. by Dom. Gov.), 5½%, 1954....	12,000 00	12,378 57
Canadian National Railways (Guar. by Dom. Gov.), 5½%, 1954....	15,000 00	15,157 07
Canadian National Railways (Guar. by Dom. Gov.), 5½%, 1954....	5,000 00	5,003 73
Dominion of Canada National Service Loan, 5%, 1941.....	20,000 00	19,863 74
Canadian National Railways Debenture Stock, 3½%, 1958.....	45,000 00	35,063 15
Province of Ontario, 6%, 1935.....	30,000 00	29,376 00
Province of Ontario, 6%, 1941.....	25,000 00	24,960 00
Province of Ontario, 6%, 1936.....	20,000 00	19,960 00
Province of Ontario, 5%, 1948.....	30,000 00	30,219 49
Province of Ontario, 5%, 1948.....	40,000 00	40,147 29
Province of Manitoba, 5%, 1959.....	15,000 00	14,963 62
The Ontario West Shore Railway, 5%, 1938.....	17,000 00	17,386 72
Town of Midland, 4½%, 1935.....	1,101 23	1,109 91
Town of Perth, 4½%, 1934.....	3,375 30	3,393 58
Town of Renfrew, 4%, 1935.....	1,049 59	1,041 85
Town of Renfrew, 4%, 1935.....	1,680 64	1,668 40
City of Port Arthur, 5%, 1936.....	6,000 00	6,099 55
Town of Thorold, 5%, 1939.....	6,306 65	6,436 05
Town of Haileybury, 5%, 1939.....	4,624 85	4,594 60
Town of Haileybury, 5%, 1937.....	8,371 70	8,306 10
Town of Kitchener, 4½%, 1941.....	6,800 84	6,772 11
City of Niagara Falls, 5%, 1932.....	2,076 31	2,076 31
County of Ontario, 5%, 1932.....	1,528 43	1,528 43
Village of Grand Valley, 4½%, 1932.....	331 04	285 47
Town of Hanover, 6%, 1942.....	4,010 75	4,010 75
Village of Brighton, 6%, 1943.....	12,453 88	12,500 92
Town of Wingham, 5%, 1943.....	2,817 45	2,664 55
Town of Whitby, 5%, 1939.....	6,727 05	6,648 35
Township of Dover, 6%, 1934.....	2,686 34	2,677 05
Town of Chesley, 6%, 1943.....	3,471 92	3,593 10
Village of Maxville, 6%, 1945.....	7,090 37	7,194 07
City of Sault Ste. Marie, 5½%, 1945.....	10,000 00	9,808 61
Town of Smith's Falls, 5½%, 1945.....	23,093 68	22,663 76
City of St. Catharines, 5%, 1945.....	12,000 00	11,849 15
City of Hamilton, 5½%, 1933.....	35,009 70	35,083 25
Town of Weston, 5%, 1940.....	15,892 93	15,892 93
Township of York, 5%, 1948.....	25,000 00	25,283 85
City of Toronto, 4%, 1948.....	8,273 32	7,376 51
City of Hamilton, 5%, 1936.....	4,000 00	4,057 72
City of Fort William, 5%, 1955.....	8,000 00	8,167 12
City of Toronto, 5½%, 1948.....	17,000 00	18,754 60
City of Port Arthur, 5%, 1959.....	15,000 00	14,458 32
City of London, 5%, 1956.....	30,000 00	30,000 00
Township of Scarborough, 5%, 1945.....	15,042 24	15,006 69
Township of Scarborough, 5%, 1956.....	21,979 27	22,278 34
Town of Dundalk, 5%, 1950.....	19,864 12	20,213 42
<i>Sickness Fund:</i>		
Canadian National Railways (Guar. by Dom. Gov.), 5%, 1954....	13,000 00	13,232 57
Canadian National Railways (Guar. by Dom. Gov.), 5%, 1954....	7,000 00	7,442 69
Township of Scarborough, 5%, 1956.....	3,000 00	3,040 18
	<u>\$1,333,659 60</u>	<u>\$1,330,849 78</u>

THE CITY OF STRAFORD MUNICIPAL BENEFIT FUND*

HEAD OFFICE, STRATFORD, ONT.

Incorporated.—April 3rd, 1930

OFFICERS

Principal Officer, A. S. Kappel; Secretary, H. Denroche; Treasurer, W. H. Gregory.

Auditors.—F. P. Gibbs, C.A.

GOVERNING EXECUTIVE AUTHORITY

(as at date of filing statement)

Chief Chas. Gagne; Mayor C. E. Moore; Alderman G. I. Graff; Alderman N. R. Fiebig; Constable C. E. Lightfoot; Fireman A. Parker.

*See note on page 1.

Statement for Year Ending 31st December, 1931

Assets

Ledger Assets

Book values of bonds, debentures and debenture stocks, not in default.....	\$62,423 60
Cash on hand.....	1,760 39
Total Ledger Assets.....	<u>\$64,183 99</u>

Non-Ledger Assets

Interest accrued.....	\$1,986 75
Total Non-Ledger Assets.....	<u>\$1,986 75</u>
Total Admitted Assets.....	<u><u>\$66,170 74</u></u>

Liabilities†

Present value of accrued benefits payable by instalments.....	\$83 35
Total Liabilities (except Reserve).....	<u>\$83 35</u>

Statement of Operations of Each Fund for the Year Ending 31st December, 1931

BENEFIT FUND

Balance of Fund (Ledger Assets), December 31st, 1930.....	\$55,327 86
Income for the year:	
Assessments, dues, etc.....	\$2,768 76
City of Stratford, grant.....	3,500 00
Interest on investments.....	2,925 82
Total Income.....	<u>9,194 58</u>
Disbursements for the year:	
Pensions and benefits.....	200 00
	<u>\$64,322 44</u>
Deduct:	
Transfers to General Fund.....	138 45
Balance of Fund (Ledger Assets), December 31st, 1931.....	<u><u>\$64,183 99</u></u>

GENERAL FUND

Balance of Fund (Ledger Assets), December 31st, 1930.....	Nil
Disbursements for the year:	
Salaries.....	\$100 00
Taxes and licenses.....	30 00
Miscellaneous.....	8 45
Total Disbursements.....	<u>\$138 45</u>
Transfers from General Fund.....	138 45
Balance of Fund (Ledger Assets), December 31st, 1931.....	<u><u>Nil</u></u>

Schedule "C"

Bonds and Debentures Owned by the Society (not in default)

	Par Value	Book Value
Dominion of Canada, 4 1/2 % ^c , 1940.....	\$1,000 00	\$1,000 00
Dominion of Canada, 4 1/2 % ^c , 1940.....	1,000 00	1,000 00
Canadian National Railways, 5 % ^c , 1969.....	1,000 00	1,000 00
Canadian National Railways, 5 % ^c , 1969.....	1,000 00	1,000 00
Canadian National Railways, 5 % ^c , 1969.....	1,000 00	1,000 00
Canadian National Railways, 5 % ^c , 1969.....	1,000 00	1,000 00
Canadian National Railways, 4 1/2 % ^c , 1951.....	1,000 00	985 00
Canadian National Railways, 4 1/2 % ^c , 1951.....	1,000 00	985 00
Canadian National Railways, 4 1/2 % ^c , 1951.....	1,000 00	985 00
City of Toronto, 5 1/2 % ^c , 1949.....	1,000 00	1,000 00
City of Stratford, 5 % ^c , 1937.....	1,000 00	1,000 00
City of Stratford, 5 % ^c , 1937.....	600 00	600 00
City of Stratford, 5 % ^c , 1938.....	1,000 00	1,000 00
City of Stratford, 5 % ^c , 1938.....	600 00	600 00
City of Stratford, 5 % ^c , 1939.....	1,000 00	1,000 00
City of Stratford, 5 % ^c , 1939.....	700 00	700 00
City of Stratford, 5 % ^c , 1947.....	235 92	235 92
City of Stratford, 5 % ^c , 1948.....	247 72	247 72

†See Insurance Act, R.S.O. 1927, c. 222, sec. 234, re societies with membership limited to government or municipal employees.

Schedule "C"—Continued

Bonds and Debentures Owned by the Society (*not in default*)

	Par Value	Book Value
City of Stratford, 5%, 1949	\$260 07	\$260 07
City of Stratford, 5%, 1950	273 07	273 07
City of Stratford, 5%, 1951	286 70	286 70
City of Stratford, 5%, 1941	1,275 77	1,275 77
City of Stratford, 6%, 1932	2,660 30	2,660 30
City of Stratford, 6%, 1933	2,819 83	2,819 83
City of Stratford, 5%, 1939	4,597 98	4,597 98
City of Stratford, 5%, 1940	4,827 30	4,827 30
City of Stratford, 5%, 1944	1,000 00	1,000 00
City of Stratford, 5%, 1941	1,300 00	1,300 00
City of Stratford, 5%, 1942	1,400 00	1,400 00
City of Stratford, 5%, 1941	1,400 00	1,400 00
City of Stratford, 5%, 1942	1,500 00	1,500 00
City of Stratford, 5½%, 1942	1,000 00	1,000 00
City of Stratford, 5½%, 1942	1,000 00	1,000 00
City of Stratford, 5%, 1949	156 79	156 79
City of Stratford, 5%, 1950	164 64	164 64
City of Stratford, 5%, 1951	172 84	172 84
City of Stratford, 5%, 1952	181 49	181 49
City of Stratford, 5%, 1953	190 54	190 54
City of Stratford, 5%, 1954	200 04	200 04
City of Stratford, 5%, 1955	210 04	210 04
City of Stratford, 5%, 1956	220 54	220 54
City of Stratford, 5%, 1957	231 54	231 54
City of Stratford, 5%, 1958	243 17	243 17
City of Stratford, 5%, 1943	850 00	850 00
City of Stratford, 5%, 1944	900 00	900 00
City of Stratford, 5%, 1945	950 00	950 00
City of Stratford, 5%, 1946	1,000 00	1,000 00
City of Stratford, 5%, 1947	1,040 00	1,040 00
City of Stratford, 5%, 1948	1,100 00	1,100 00
City of Stratford, 5%, 1949	1,150 00	1,150 00
City of Stratford, 5%, 1949	1,000 00	1,000 00
City of Stratford, 5%, 1949	1,200 00	1,200 00
City of Stratford, 5%, 1950	1,000 00	1,000 00
City of Stratford, 5%, 1950	1,300 00	1,300 00
City of Stratford, 5%, 1944	1,474 31	1,474 31
City of Stratford, 5%, 1945	1,548 00	1,548 00
Burritt & Company (Guar. by Town of Mitchell), 5½%, 1943	1,000 00	1,000 00
McLeod Milling Company (Guar. by City of Stratford), 5½%, 1939	500 00	500 00
McLeod Milling Company (Guar. by City of Stratford), 5½%, 1939	500 00	500 00
McLeod Milling Company (Guar. by City of Stratford), 5½%, 1940	500 00	500 00
McLeod Milling Company (Guar. by City of Stratford), 5½%, 1940	500 00	500 00
McLeod Milling Company (Guar. by City of Stratford), 5½%, 1940	500 00	500 00
McLeod Milling Company (Guar. by City of Stratford), 5½%, 1940	500 00	500 00
McLeod Milling Company (Guar. by City of Stratford), 5½%, 1943	500 00	500 00
McLeod Milling Company (Guar. by City of Stratford), 5½%, 1943	500 00	500 00
	<u>\$62,468 60</u>	<u>\$62,423 60</u>

L'UNION ST. JOSEPH DU CANADA

HEAD OFFICE, OTTAWA, ONT.

Organized.—March, 1863. Incorporated.—June, 1864

OFFICERS

Principal Officer, Notary J. S. Tetreault; Secretary-Treasurer, Charles Leclerc; Chief Medical Examiner, Dr. J. M. Laframboise; Legal Councillor, Alex. Guibault, K.C.

Auditors.—Valmore Boudreault, I.P.A.; Henri Legault.

Actuary.—J. B. Mabon.

GOVERNING EXECUTIVE AUTHORITY

(Names and addresses as at date of filing statement, February, 1931)

Notary J. S. Tetreault, Sherbrooke, Que.; Dr. R. H. Parent, Ottawa, Ont.; Dr. Geo. A. Racine, Quebec, Que.; Dr. J. M. Laframboise, Ottawa, Ont.; Alex. Guibault, K.C., Joliette, Que.; P. A. Delorme, St. Hyacinthe, Que.; Ovilla Duquette, Hull, Que.; Louis Gignac, Penetanguishene, Ont.; J. L. A. Godbout, Charlesburg, Que.; Joseph Trepanier, Quebec, Que.

Summary of Funds

Balances of Funds—December 31st, 1930:

Mortuary Fund	\$4,019,333 66
Sickness Fund	232,320 30
Juvenile Fund	12,679 21
Propaganda	110 09
General Fund Reserve	21,164 99
Oeuvre Centin Collegial	23 79
General Fund	20,307 86

Total.....\$4,305,829 81

Summary of Funds—Continued

Add Non-Ledger Assets.....		\$251,546	41
			\$4,557,376
Deduct due and accrued liabilities (except Reserve).....	\$16,458	61	
Deduct unadmitted assets.....	52,035	70	
			68,494
Net Balance of All Funds.....			\$4,488,881
Reserve as per Actuary's Report.....			\$3,769,211
Balance—Surplus of Assets over all Liabilities and Reserve.....			\$719,670

Statement for Year Ending 31st December, 1931

Assets

Ledger Assets

Book value of real estate:			
Office premises (less encumbrances).....	\$125,000	00	
Held for sale (less encumbrances).....		600	00
			\$125,600
Mortgage loans on real estate, first mortgages.....			37,000
Loans and liens on policies.....			6,782
Book values of bonds, debentures and debenture stocks:			
Not in default.....	3,949,397	70	
In default.....	162,868	35	
			4,112,266
Cash on hand and in banks:			
On hand at head office.....	\$500	00	
In chartered banks of Canada in Canada.....	18,400	79	
In all other banks and depositories.....	5,000	00	
			23,900
Other ledger assets:			
Due by local lodges.....			280
Total Ledger Assets.....			\$4,305,829

Non-Ledger Assets

Interest due and accrued.....	\$101,005	69	
Rents due.....		360	00
			\$101,365
Collections reported, but not received by head office.....			21,815
Other non-ledger assets:			
Loans on policies (non-interest bearing).....			128,365
Total Non-Ledger Assets.....			\$251,546
Total Assets.....			\$4,557,376
Deduct assets not admitted:			
Deficiency of market under book value of bonds and debentures in default.....		52,035	70
Total Admitted Assets.....			\$4,505,340

Liabilities

Provision for unpaid claims:			
Death benefits.....	\$8,865	00	
Funeral benefits.....		200	00
			\$9,065
Present value of matured claims payable by instalments:			
Death claims.....			7,369
Special reserve for contingencies:			
Oeuvre Centin Collegial.....			23
Total Liabilities (except Reserve).....			\$16,458
Net required Reserve, per Actuary's report, for outstanding contracts of:			
Mortuary Fund.....	\$3,402,211	00	
Sickness Fund.....	359,605	00	
Juvenile Fund.....	7,395	00	
Total Reserve.....			\$3,769,211

Statement of Operations of Each Fund for the Year Ending 31st December, 1931

MORTUARY FUND

Balance of Fund (Ledger Assets), December 31st, 1930.....			\$3,801,594
Income for the year:			
Premiums (with extra dues, etc.).....	\$248,397	48	
Interest and rents.....	191,528	00	
Total Income.....			439,925
			\$4,241,520

MORTUARY FUND—Continued

Disbursements for the year:		
Death claims.....	\$159,367	25
Disability claims.....	2,060	00
Surrender values.....	728	04
Old age claims.....	20,316	64
Sickness and Wife Death Benefits—Caisse Bon Conjoint.....	3,128	26
Total Disbursements.....	199,264	39
	\$4,042,255	66
Add:		
Transfers from Juvenile Fund.....	578	00
	\$4,042,833	66
Deduct:		
Transfers to General Fund.....	23,500	00
Balance of Fund (Ledger Assets), December 31st, 1931.....	\$4,019,333	66

SICKNESS FUND

Balance of Fund (Ledger Assets), December 31st, 1930.....	\$206,871	32
Income for the year:		
Premiums.....	\$75,073	23
Interest and rents.....	10,666	00
Total Income.....	85,739	23
	\$292,610	55
Disbursements for the year:		
Sickness claims.....	60,290	25
Balance of Fund (Ledger Assets), December 31st, 1931.....	\$232,320	30

JUVENILE FUND

Balance of Fund (Ledger Assets), December 31st, 1930.....	\$10,451	17
Income for the year:		
Premiums.....	\$3,351	63
Interest and rents.....	565	41
Total Income.....	3,917	04
	\$14,368	21
Disbursements for the year:		
Funeral claims.....	1,111	00
	\$13,257	21
Deduct:		
Transfers to Mortuary Fund.....	578	00
Balance of Fund (Ledger Assets), December 31st, 1931.....	\$12,679	21

PROPAGANDA FUND

Balance of Fund (Ledger Assets), December 31st, 1930.....	\$110	09
Deduct:		
Transfers to General Fund.....	110	09
Balance of Fund (Ledger Assets), December 31st, 1931.....	Nil	

GENERAL FUND—RESERVE

Balance of Fund (Ledger Assets), December 31st, 1930.....	\$18,859	05
Income for the year:		
Premium.....	\$1,379	89
Increase and rents.....	978	25
Total Income.....	2,358	14
	\$21,217	19
Disbursements for the year:		
Contribution to General Fund.....	52	20
Balance of Fund (Ledger Assets), December 31st, 1931.....	\$21,164	99

OEUVRE CENTIN COLLEGIAL FUND

Balance of Fund (Ledger Assets), December 31st, 1930.....	\$44 20
Income for the year:	
Voluntary subscriptions.....	298 99
	\$343 19
Disbursements for the year:	
Remittances to Treasurer of the Fund.....	319 40
Balance of Fund (Ledger Assets), December 31st, 1931.....	\$23 79

GENERAL FUND

Balance of Fund (Ledger Assets), December 31st, 1930.....	\$17,680 29
Income for the year:	
Assessments, dues and fines.....	\$88,079 98
Other revenue: Entry fees.....	5,489 28
Transfer fees.....	281 75
Sundry.....	367 22
Interest and rent.....	943 01
	95,161 24
Disbursements for the year:	\$112,841 53

Head Office Expenses:

Salaries.....	\$25,215 24
Directors' fees.....	1,600 00
Auditors' fees.....	2,023 74
Actuaries' fees and expenses.....	660 00
Travelling expenses.....	2,305 30
Furniture and fixtures.....	579 00
Printing and supplies.....	2,573 34
Total.....	\$34,956 62

All Other Expenses:

Draughting of certificates.....	\$574 30
Books and periodicals.....	234 24
Legal fees.....	142 45
Safety and P.O. boxes.....	330 00
Taxes and licenses.....	205 00
Telephone, telegram and express.....	1,692 79
Premium guarantee policies.....	45 00
Commissions to lodges on collection of monthly dues...	22,572 29
Official publications.....	2,362 00
Meeting of Supreme Body.....	6,966 31
Miscellaneous.....	577 69
Total.....	35,702 07

Total Disbursements..... 116,143 76

Transfers from: Propaganda Fund.....	\$110 09	
Mortuary Fund.....	23,500 00	
		23,610 09

Balance of Fund (Ledger Assets), December 31st, 1931..... \$20,307 86

Exhibit of Policies (Mortuary)

Classification	Whole Life Continuous Premiums		Whole Life Limited Payment Premiums		Endowment Assurances	
	(1) No.	(2) Amount	(3) No.	(4) Amount	(5) No.	(6) Amount
At end of 1930.....	7,334	\$6,173,608 00	2,027	\$1,992,000 00	9,827	\$7,752,800 00
New issued.....	832	751,170 00	700	716,500 00	1,014	1,028,800 00
Transferred to.....	59	21,733 00	9	8,500 00	15	12,500 00
Totals.....	8,225	\$6,946,511 00	2,736	\$2,717,000 00	10,856	\$8,794,100 00
Less ceased by:						
Death.....	116	\$89,855 00	11	\$11,000 00	67	\$51,700 00
Lapse.....	777	681,087 00	645	666,000 00	1,248	1,149,200 00
Transferred from.....	30	27,700 00	14	13,000 00	28	28,500 00
Total ceased.....	923	\$798,642 00	670	\$690,000 00	1,343	\$1,229,400 00
At end of 1931.....	7,302	\$6,147,869 00	2,066	\$2,027,000 00	9,513	\$7,564,700 00

Exhibit of Policies (Mortuary) — Continued

Classification	Other Plans		Totals		Totals for the Province only	
	No. (7)	Amount (8)	No. (9)	Amount (10)	No. (11)	Amount (12)
At end of 1930.....	502	\$636,000 00	19,690	\$16,554,408 00	4,201	\$3,740,697 00
New issued.....	8	10,500 00	2,554	2,506,970 00	412	433,532 00
Transferred to.....			83	42,733 00	4	190 00
Totals.....	510	\$646,500 00	22,327	\$19,104,111 00	4,617	\$4,174,419 00
Less ceased by:						
Death.....	5	\$7,500 00	199	\$160,055 00	54	\$43,600 00
Lapse.....	16	23,250 00	2,686	2,519,537 00	472	474,650 00
Decrease.....						2,913 00
Transferred from.....	3	3,000 00	75	72,200 00		
Total ceased.....	24	\$33,750 00	2,960	\$2,751,792 00	526	\$521,163 00
At end of 1931.....	486	\$612,750 00	19,367	\$16,352,319 00	4,091	\$3,653,256 00

Miscellaneous

What class or classes of members, if any, are entitled in event of discontinuance of premium payment to benefit thereafter? All classes of members admitted after January 1st, 1924.

Under what conditions as to membership, etc., are such benefits available? After four, five or six years of membership according to the nature of the policy held.

What is the nature of benefits so granted? Paid-up values in all classes. The Twenty-Year Endowment provides for Cash Surrender Values.

Give particulars of any distribution of surplus during last three years. In 1929 and again in 1931, one monthly assessment to the Mortuary Fund was remitted to the entire membership.

Valuation of Balance Sheet

MORTUARY DEPARTMENT

Liabilities

Present value of promised benefits.....	\$6,974,687 00
Claims payable by instalments.....	7,369 82
Computed value of disability claims.....	2,380 00
Other liabilities.....	9,421 20
Total.....	<u>\$6,993,858 02</u>

Assets

Present value of future contributions.....	\$3,574,856 00
Sickness already paid upon certificates in force.....	128,365 72
Total.....	<u>\$7,840,156 91</u>

The ratio of assets to liabilities was 112.1 per cent.
 The rate of interest earned in 1931 was 4.99 per cent.
 The amount of insurance valued was \$16,352,319.00.
 The valuation basis was N.F.C., 4 per cent.

SICKNESS DEPARTMENT

Liabilities

Present value of benefits.....	<u>\$1,404,099 00</u>
--------------------------------	-----------------------

Assets

Present value of contributions.....	\$1,044,494 00
Funds applicable to benefits.....	237,421 30
Total.....	<u>\$1,281,915 30</u>

Degree of solvency, 91.3 per cent.

The Actuary in his valuation report on the Sickness Fund states as follows:

"The deficiency has been reduced by \$19,527.98 during 1931. It is a matter of regret that a very considerable loss in the number of members has contributed to this gain. As this report is for valuation purposes only, no proposals for overcoming the deficiency are suggested. A continuation of the favourable experience in 1932 will make it possible to lower the basis of valuation with a considerable improvement in the situation and ultimately it is hoped that the fund will become fully solvent without adjustment."

INFANTILE FUND

Liabilities

Reserve.....	\$7,395 00
--------------	------------

Assets

Funds applicable to benefits.....	\$12,988 21
-----------------------------------	-------------

The valuations were made by J. B. Mabon, Fellow of the Institute of Actuaries of Great Britain, and Fellow of the Actuarial Society of America.

Schedule "C"

Bonds and Debentures Owned by the Society (*not in default*)

	Par Value	Book Value
Cameron, 5%, 1933.....	\$726 27	\$726 27
Montréal Ouest, 4%, 1941.....	10,000 00	9,833 19
Ottawa (scolaire), 6%, 1924.....	33,349 50	33,349 50
Canton Marchand, 5%, 1936.....	4,000 00	4,088 57
St. Joseph Bce, 5%, 1959.....	8,926 35	9,424 66
L'Assomption, 5%, 1958.....	3,672 51	3,808 89
Carmangay, 6%, 1966.....	5,660 25	5,660 25
St. Boniface, Man., 5%, 1941.....	£100	453 93
Watrous, 5½%, 1956.....	887 60	865 32
Medicine Hat, 5%, 1935.....	500 00	488 24
St. Boniface, Man., 6%, 1939.....	3,715 27	
St. Boniface, Man., 6%, 1949.....	4,000 00	7,880 60
Fort Garry, 6%, 1944.....	1,000 00	
Fort Garry, 6%, 1950.....	1,000 00	2,050 74
Ile Cadieux, 5½%, 1946.....	1,000 00	
Ile Cadieux, 5½%, 1949.....	2,000 00	4,864 43
Ile Cadieux, 5½%, 1950.....	2,000 00	
Inverness, 4½%, 1937.....	1,000 00	937 32
North Battleford, 5½%, 1938.....	400 00	
North Battleford, 5½%, 1943.....	533 10	927 26
Fort Garry, 6%, 1944.....	1,500 00	
Fort Garry, 6%, 1950.....	1,000 00	2,587 07
St. Boniface, Man., 5%, 1943.....	3,000 00	
St. Boniface, Man., 5%, 1944.....	2,000 00	4,721 34
Watrous, 5½%, 1932-56.....	3,996 50	3,937 51
Fort Garry, 5%, 1943.....	2,000 00	1,888 95
Watrous, 5½%, 1932-56.....	26,542 20	26,275 16
Yorkton, 5%, 1940.....	501 53	480 66
Fort Garry, 6%, 1950.....	6,000 00	6,278 50
North Battleford, 5%, 1952.....	3,000 00	2,781 43
Ottawa (scolaire), 4½%, 1932.....	5,000 00	
Ottawa (scolaire), 4½%, 1933.....	5,000 00	24,449 37
Ottawa (scolaire), 4½%, 1934.....	10,000 00	
Ottawa (scolaire), 4½%, 1935.....	5,000 00	
North Battleford, 5½%, 1953.....	12,920 00	12,920 00
North Battleford, 5½%, 1943.....	£100	486 66
St. Boniface, 5%, 1941.....	15,000 00	14,428 97
Fort Garry, 5%, 1943.....	2,000 00	1,913 82
Watrous, 5½%, 1930-56.....	17,259 03	17,259 03
Fort Garry, 6%, 1945.....	1,000 00	
Fort Garry, 6%, 1952.....	11,000 00	
Fort Garry, 6%, 1950.....	15,500 00	32,286 49
Fort Garry, 6%, 1950.....	3,000 00	
Assiniboia, 5%, 1936.....	5,979 83	5,830 47
St. Vital, 5½%, 1956.....	300 00	300 00
St. Boniface Man., 6%, 1954.....	2,000 00	2,155 20
St. Boniface, Man., 5%, 1943.....	1,000 00	965 01
St. Boniface, Man., 5%, 1941.....	4,000 00	
St. Boniface, Man., 5%, 1942.....	2,000 00	10,267 06
St. Boniface, Man., 5%, 1944.....	3,267 06	
St. Boniface, Man., 5%, 1943.....	1,000 00	
St. Boniface, Man., 5%, 1943.....	2,000 00	1,947 22
St. Boniface, Man., 5%, 1944.....	2,000 00	972 83
Tofield, 6%, 1932-64.....	1,000 00	24,403 67
Melville, 5%, 1932-59.....	22,488 57	45,195 32
Humbolt, 5½%, 1932-75.....	45,195 32	47,504 71
McLeod, Alta., 4%, 1932-74.....	44,215 71	35,723 48
St. Boniface, Man., 6%, 1954.....	25,000 00	26,602 28
Melville, 6%, 1932-59.....	897 39	946 35
St. Boniface, Man., 5%, 1943.....	20,000 00	19,129 96
McLeod, Alta., 4%, 1932-74.....	44,613 59	37,001 69
North Battleford, 5½%, 1943.....	£200	
North Battleford, 5½%, 1953.....	£1,400	8,029 42
Prince Albert, 3%, 1964.....	403,378 40	350,657 65
St. Boniface, Man., 6%, 1951.....	70,200 00	76,577 96
West Kildonan, 5½%, 1956.....	155,200 00	155,200 00
Transcona, 4%, 1956.....	82,500 00	82,500 00
North Battleford, 5½%, 1943.....	£1,300	
North Battleford, 5½%, 1953.....	£2,500	19,595 86
West Kildonan, 5½%, 1956.....	188,900 00	202,156 70
Prince Albert, 3%, 1964.....	68,130 18	62,173 20
St. Vital, 5½%, 1956.....	47,300 00	50,619 40
Transcona, 4%, 1956.....	5,800 00	4,977 67
Fort Garry, 6%, 1950.....	4,000 00	4,486 98
McLeod, Alta., 4%, 1932-74.....	3,354 75	2,842 96

Schedule "C"—Continued

Bonds and Debentures Owned by the Society (not in default)

	Par Value	Book Value	
Medicine Hat, 5%, 1951	\$1,000 00	\$1,000 00	
Watrous, 5½%, 1932-56	5,323 73	5,601 63	
Medicine Hat, 5½%, 1945	1,000 00	1,049 92	
Jonquières, 5%, 1939	38,500 00	38,500 00	
Grand Mère, 6%, 1945	14,400 00	82,878 69	
Grand Mère, 6%, 1946	15,200 00		
Grand Mère, 6%, 1947	16,100 00		
Grand Mère, 6%, 1948	17,100 00		
Grand Mère, 6%, 1949	100 00		
Grand Mère, 6%, 1950	11,800 00		
Sandwich West, 5½%, 1940	10,260 82		116,892 07
Sandwich West, 5½%, 1941	11,000 00		
Sandwich West, 5½%, 1942	12,667 18		
Sandwich West, 5½%, 1943	21,000 00		
Sandwich West, 5½%, 1944	17,000 00		
Sandwich West, 5½%, 1945	310 88		
Sandwich West, 5½%, 1946	10,000 00		
Sandwich West, 5½%, 1947	17,476 37		
Sandwich West, 5½%, 1948	14,000 00		
Sandwich West, 5½%, 1950	544 21		
Sandwich West, 5%, 1941-59	12,271 53	11,923 98	
Sandwich West, 5%, 1940-49	26,000 00	26,000 00	
Kapuskasing, 6%, 1943-49	181,000 00	200,536 62	
Peel St. Realities, Ltd., 6½%, 1950	60,000 00	62,469 86	
Farnham, 4½%, 1960	23,000 00	23,000 00	
St. Boniface, Man., 5½%, 1947	13,000 00	13,710 00	
St. Boniface, Man., 5½%, 1952-56	6,000 00	6,408 04	
St. Boniface, Man., 5%, 1953	500 00	500 00	
Peel St. Realities, Ltd., 6½%, 1950	16,000 00	16,886 69	
Dolbeau, 5½%, 1945	47,000 00	48,818 50	
Mont Joli, 5½%, 1940	20,000 00	20,546 24	
Riverside, Ont., 5½%, 1945-46	48,139 34	50,429 00	
Grand Trunk Pacific Railway Mortgage Bond, 4%, 1955	414,400 00	65,524 80	
St. Boniface, Man., 6%, 1940	1,000 00	34,777 16	
St. Boniface, Man., 6%, 1951	30,000 00		
St. Boniface, Man., 5½%, 1936-1945	19,000 00		19,686 00
Greenfield Park, Que., 5½%, 1942-44	10,800 00	11,306 13	
La Salle, Ont., 6%, 1940-59	36,059 56	40,558 74	
Grand Trunk Pacific Railway Company, Perpetual, 4%	12,166 66	11,947 66	
Ottawa (scolaire), 5½%, 1960	55,000 00	59,188 30	
La Tuque, 5%, 1950	500 00	500 00	
Canadian Northern Ontario Railway Company, Perpetual, 4%	£3,500	15,330 00	
Dorval Island, 6%, 1942	1,500 00	1,585 31	
Corp. Episcopale, Ottawa, 5½%, 1951-60	10,000 00	10,698 77	
Ste. Anne, Chicoutimi, 6½%, 1942-45	3,000 00	3,286 57	
Peel St. Realities, Ltd., 6½%, 1941-50	5,000 00	5,126 62	
Sandwich West, 5½%, 1940-1945	22,108 75	22,994 51	
St. Jean Marie, Vianney, 5½%, 1946-1960	36,100 00	38,404 75	
Ste. Famille, Granby, 5½%, 1965	30,000 00	21,285 56	
St. Benoît, Jos. Labre, 5½%, 1946	30,000 00	31,533 23	
Pembroke (Corp. Episcopale), 5½%, 1961	21,500 00	23,275 73	
Prince Albert, 5½%, 1960	30,000 00	153,349 44	
Prince Albert, 5½%, 1956	30,000 00		
Prince Albert, 5½%, 1959	20,000 00		
Prince Albert, 5½%, 1958	18,000 00		
Prince Albert, 5½%, 1955	18,000 00		
Prince Albert, 5½%, 1954	15,000 00		
Prince Albert, 5½%, 1953-58	7,000 00		
Prince Albert, 5½%, 1957	15,000 00		
Bagotville, 6%, 1941	6,000 00		
Bagotville, 6%, 1932-40	3,500 00		
La Tuque (Paroisse), 5½%, 1950	15,000 00	10,099 05	
La Tuque (Paroisse), 5½%, 1949	12,000 00	42,869 03	
La Tuque (Paroisse), 5½%, 1948	10,500 00		
La Tuque (Paroisse), 5½%, 1951	2,500 00	17,000 00	
Sandwich West, 5%, 1954-58	17,000 00		
La Tuque (paroisse), 5½%, 1947	12,000 00	27,201 74	
La Tuque (paroisse), 5½%, 1951	10,000 00		
La Tuque (paroisse), 5½%, 1946	3,000 00		
Eastview, 5½%, 1948-51	21,998 15	23,295 66	
Teck, Ont., 6%, 1946-47	4,000 00	4,424 40	
La Salle, Ont., 6%, 1942-46	11,000 00	12,020 94	
Trois Rivières, 4½%, 1958	13,000 00	14,000 00	
Trois Rivières, 4½%, 1956	1,000 00		
Mégantic, 5½%, 1950-1953	15,000 00	16,437 09	
S. C. de Marie (paroisse), 5½%, 1951	34,000 00	37,195 10	
S. C. de Marie (paroisse), 5½%, 1949-50	1,000 00		
Kenogami (scolaire), 5%, 1943	2,000 00	2,000 00	
Jonquières (scolaire), 5%, 1948	2,000 00	2,000 00	
St. Dominique (paroiss), 5½%, 1953-54	2,000 00	2,000 00	
Lévis, 5½%, 1956-59	5,000 00	5,552 70	
Jonquières, 5½%, 1947-50	400 00	422 70	
Jonquières, 5½%, 1947-56	16,300 00	17,404 69	
Jonquières, 5½%, 1947-51	300 00	317 32	
Dorval Island, 6%, 1939	200 00	212 38	
Thetford Mines, 6%, 1941	500 00	538 96	
Jonquières, 5½%, 1952	500 00	532 27	
Hébertville, 5¾%, 1941	5,000 00	5,292 34	
Kenogami, 5½%, 1941	10,000 00	10,374 47	
Val Jalbert, 6%, 1939	2,000 00	2,123 66	
Bagotville, 5½%, 1946	15,000 00	15,784 50	

Schedule "C"—Continued

Bonds and Debentures Owned by the Society (*not in default*)

	Par Value	Book Value
Bagotville, 5%, 1940.....	\$2,000 00	\$2,000 00
Bagotville, 5½%, 1941.....	2,000 00	2,078 00
Greenfield Park (scolaire), 6%, 1943.....	500 00	544 70
Laval des Rapides, 6%, 1954.....	1,000 00	1,135 80
Megantic, 5%, 1947-51.....	5,315 60	2,324 67
Edmonton, 5%, 1953.....	£500	2,355 47
Black Lake (scolaire), 5½%, 1941.....	2,500 00	2,548 25
Dominion of Canada, 5%, 1941.....	10,000 00	9,900 00
St. Rémi d'Amherst, 6%, 1932-61.....	14,200 00	15,569 39
Big Valley, Alta., 6%, 1931.....	1,716 50	1,716 50
Windsor East, Ont., 5½%, 1952.....	3,362 52	
Windsor East, Ont., 5½%, 1953.....	3,547 45	
Windsor East, Ont., 5½%, 1955.....	3,948 40	
Windsor East, Ont., 5½%, 1956.....	4,165 56	38,810 98
Windsor East, Ont., 5½%, 1957.....	4,394 68	
Windsor East, Ont., 5½%, 1958.....	4,636 38	
Windsor East, Ont., 5½%, 1959.....	4,891 38	
Windsor East, Ont., 5½%, 1946-60.....	86,500 00	92,306 64
Windsor East Ont., 5½%, 1951.....	5,187 22	5,473 45
St. James, R. M., Man., 5½%, 1956.....	399,600 00	399,600 00
St. James, R. M., Man., 5½%, 1956.....	312,400 00	334,323 73
St. Joseph d'Alma, Que., 5½%, 1947-49.....	10,000 00	10,554 80
		<u>\$3,949,397 70</u>

Schedule "D"

Bonds and Debentures Owned by the Society (*in default*)

	Par Value	Book Value
Gravelbourg, Sask., 7%, 1932.....	\$772 26	\$785 83
Gravelbourg, Sask., 5½%, 1934-51.....	22,000 00	22,000 00
Gravelbourg, Sask., 5½%, 1932-51.....	15,000 00	15,316 05
Riverside, Ont., 5½%, 1933-49.....	4,783 93	4,989 18
Riverside, Ont., 6%, 1951-54.....	7,000 00	7,801 22
Riverside, Ont., 5½%, 1945-46.....	48,139 34	50,429 00
Riverside, Ont., 5½%, 1943.....	11,500 00	
Riverside, Ont., 5½%, 1944.....	13,776 91	50,053 87
Riverside, Ont., 5½%, 1942-49.....	22,472 05	
Ford City, Ont., 5%, 1959-64.....	1,500 00	1,500 00
Sandwich East, Ont., 5½%, 1942-50.....	9,502 91	9,993 20
	<u>\$156,447 40</u>	<u>\$162,868 35</u>

TORONTO FIREMEN'S BENEFIT FUND

HEAD OFFICE, TORONTO, ONT.

Organized.—January 16th, 1891. Incorporated.—June 30th, 1893

OFFICERS

Principal Officer, Wm. D. Robbins; Secretary, G. A. Lascelles; Treasurer, Geo. Wilson.

Auditors.—S. C. Scott, A.C.A. (City Auditor).

GOVERNING EXECUTIVE AUTHORITY

(as at date of filing statement)

Wm. D. Robbins, Geo. Wilson, C. M. Colquhoun, K.C., Geo. Sinclair, Peter Herd, G. A. Lascelles.

Statement for Year Ending 31st December, 1931

Assets

Ledger Assets

Book values of bonds, debentures and debenture stocks, not in default.....	\$2,119,380 68
Cash in chartered banks of Canada in Canada.....	5,375 27
Contributions—arrears.....	3,429 70
Total Ledger Assets.....	<u>\$2,128,185 65</u>

Non-Ledger Assets

Interest accrued.....	\$16,828 64
Total Non-Ledger Assets.....	<u>\$16,828 64</u>
Total Admitted Assets.....	<u>\$2,145,014 29</u>

Liabilities†

SUPERANNUATION AND BENEFIT FUND

Balance of Fund (Ledger Assets), December 31st, 1930.....	\$1,950,217 76
Income for the year:	
Assessments, dues and fees.....	\$99,965 81
Interest—bonds, bank and arrears.....	96,321 00
Grant from City of Toronto.....	27,300 00
Donations.....	500 00
Profit on sale of investments.....	25 61
Exchange on debenture interest.....	147 85
Total Income.....	224,260 27
Disbursements for the year:	
Pensions, death claims and retiring allowances.....	44,965 49
Deduct:	
Transfers to General Fund.....	1,326 89
Balance of Fund (Ledger Assets), December 31st, 1931.....	\$2,128,185 65

GENERAL FUND

Balance of Fund (Ledger Assets), December 31st, 1930.....	Nil
Disbursements for the year:	
Salaries.....	\$500 00
Licences and fees.....	155 00
Actuaries' fees and expenses.....	550 00
Printing and supplies.....	71 89
Insurance premiums.....	50 00
Transfers from Benefit Fund.....	1,326 89
Balance of Fund (Ledger Assets), December 31st, 1931.....	Nil

Exhibit of Contracts

Classification	No.	Amount
At end of 1930.....	665
New issued.....	30
Totals.....	695
Less ceased by death.....	1
Dismissal.....	1
Resigned.....	3
Pensioned.....	4
Total Ceased.....	9
At end of 1931.....	686

Validation of By-laws Nos. 7951 and 10649

By Section 7 of *The City of Toronto Act, 1932* (1932, c. 93), By-laws Nos. 7951 and 10649 of the Council of the City of Toronto which relate to the Toronto Fire Department Superannuation and Benefit Fund were validated. The said section reads as follows:

"7. By-law No. 7951 passed by the council of the said corporation and being 'A By-law respecting the Toronto Fire Department Superannuation and Benefit Fund' and By-law No. 10649 passed by the said council and being 'A By-law respecting the Toronto Fire Department Superannuation and Benefit Fund' are and each of them is hereby declared to have been legally and validly passed by the said council and to be legal, valid and binding upon the said corporation and the ratepayers thereof and all contributors to and beneficiaries of the said Toronto Fire Department Superannuation and Benefit Fund, and notwithstanding any other act or instrument to the contrary, to be the consolidated constitution, by-laws and rules referred to in section 211 of *The Insurance Act* in force on and after the effective dates of the said by-laws respectively."

†For the last actuarial report, see report of the business for year 1929. See Insurance Act, R.S.O. 1927, sec. 234, re societies with membership limited to government or municipal employee

Schedule "C"

Bonds and Debentures owned by the Society (*not in default*)

	Par Value	Book Value
City of Toronto, 1932-60.....	\$1,977,805 40	\$1,955,809 80
Canadian National Railways, 1969.....	60,000 00	63,692 28
Township of East York, 1934-46.....	29,715 60	29,770 33
Township of North York, 1938-42.....	14,520 93	14,596 51
Township of Scarborough, 1944-46.....	25,000 00	25,000 00
Township of York, 1937-46.....	5,000 00	5,011 48
Dominion of Canada National Service Loan, 1941.....	10,000 00	9,900 00
Town of Tilbury, 1943-48.....	9,571 78	10,606 55
Town of Aurora, 1943-45.....	3,935 46	3,973 05
Toronto Separate School Board, 1939.....	1,000 00	1,020 68
	<u>\$2,136,549 17</u>	<u>\$2,119,380 68</u>

TORONTO POLICE BENEFIT FUND

HEAD OFFICE, TORONTO, ONT.

Organized.—January 1st, 1882. *Incorporated.*—May 1st, 1882*Amendment to Incorporation.*—By-law 13273, June 29th, 1931

OFFICERS

Principal Officer, William Miller, Inspector; Secretary, Wm. Kelly, Inspector; Treasurer, Geo. Wilson.

Auditors.—S. C. Scott, A.C.A., (City Auditor.)*Actuary.*—S. H. Pipe.

GOVERNING EXECUTIVE AUTHORITY

(as at date of filing statement)

Wm. Miller, Inspector; Jas. Simpson, Controller; Geo. Wilson, Commissioner of Finance; C. M. Colquhoun, K.C., City Solicitor; J. W. Elliott, Detective Sergeant; W. Martin, P.C.; G. Fraser, P.C.

Statement for Year Ending 31st December, 1931

Assets

Ledger Assets

Mortgage loans on real estate—First mortgages.....	\$40,000 00
Book values of bonds, debentures and debenture stocks, not in default.....	2,062,422 19
Cash in chartered banks of Canada in Canada.....	69,014 52
Total Ledger Assets.....	<u>\$2,171,436 71</u>

Interest, accrued.....	\$31,796 18
Sick deductions, accrued.....	716 52

Total Non-Ledger Assets..... \$32,512 70Total Assets..... \$2,203,949 41

Liabilities†

Reserve for equipment refunds..... \$19,810 00Total Liabilities (except Reserve)..... \$19,810 00

Statement of Operations of each Fund for the Year Ending December 31st, 1931

SUPERANNUATION AND BENEFIT FUND

Balance of Fund (Ledger Assets), December 31st, 1930.....\$1,955,206 96

Income for the year:

Assessments, dues, fees and fines.....	\$159,418 49
Interest.....	107,203 79
Grants.....	81,970 50
Other income.....	1,905 19

Total Income..... 350,497 97\$2,305,704 93

†For the last actuarial report, see report of the business for year 1930. See Insurance Act; R.S.O. 1927, sec. 234, re societies with membership limited to government or municipal employees.

SUPERANNUATION AND BENEFIT FUND—Continued

Disbursements for the year:		
Pensions, death claims, etc.	\$132,498 04	
Commission on mortgages	73 50	
Doctor's services	20 00	
Total Disbursements		\$132,591 54
		\$2,173,113 39
Deduct:		
Transfers to General Fund		1,676 68
Balance of Fund (Ledger Assets), December 31st, 1931		\$2,171,436 71

GENERAL FUND

Balance of Fund (Ledger Assets), December 31st, 1930		Nil
Disbursements for the year:		
Salaries	\$500 00	
Auditor's fees	100 00	
License fees	153 00	
Bank services	250 00	
Insurance premium	75 00	
Printing and supplies	596 68	
Total Disbursements		\$1,676 68
		\$1,676 68
Transfers from Superannuation and Benefit Fund		1,676 68
Balance of Fund (Ledger Assets), December 31st, 1931		Nil

Exhibit of Contracts

Classification	No.	Amount
At end of 1930	1,000	
New issued	1	
Totals	1,001	
Less ceased by death	2	
Resigned	5	
Disability	1	
Dismissed	1	
Total Ceased	9	
At end of 1931	992	

Validation of By-law No. 13273

By Section 8 of *The City of Toronto Act, 1932* (1932, c. 93) By-law No. 13273 of the Council of the City of Toronto, extracts from which were printed in the 1931 Report of the Superintendent of Insurance, was validated. The said section reads as follows:

"S. By-law No. 13273 passed by the council of the said corporation and being 'A By-law respecting the Toronto Police Benefit Fund' is hereby declared to have been legally and validly passed by the said council and to be legal, valid and binding upon the said corporation and the ratepayers thereof and all contributors to and beneficiaries of the said Toronto Police Benefit Fund and, notwithstanding any other act or instrument to the contrary, to be the consolidated constitution, by-laws and rules referred to in section 211 of *The Insurance Act* in force on and after the effective date of the said by-law."

Schedule "C"

Bonds and Debentures Owned by the Society (not in default)

	Par Value	Book Value
City of Toronto, 1932-53	\$782,699 99	\$773,140 34
Canadian National Railways, 1935-69	476,000 00	476,203 98
Province of Ontario, 1941-1943	237,000 00	240,443 88
Province of Ontario, Hydro-Electric Power Company, 1940	20,000 00	21,284 80
Toronto Harbour Commission, 1953	20,000 00	20,639 12
Dominion of Canada Refunding Loan, 1940	10,000 00	9,399 00
Province of Nova Scotia, 1944	25,000 00	24,925 00
City of Guelph, 1945	25,882 00	25,680 13
Township of York, 1943-54	110,035 43	109,532 03
City of Owen Sound, 1945	5,000 00	5,167 14
Town of Weston, 1937-43	10,000 00	10,176 36
Township of East York, 1937	25,771 19	26,043 25
Village of Forest Hill, 1941	3,000 00	3,075 60
Dominion of Canada National Service Loan, 1941	63,000 00	62,370 00
Town of Welland, 1941	15,000 00	15,000 00
City of London, 1945	25,000 00	24,757 03
City of Port Arthur, 1959	50,000 00	48,663 50
Canadian Pacific Railway, 1954	25,000 00	24,951 60

Schedule "C"—Continued

Bonds and Debenture Owned by the Society (*not in default*)

	Par Value	Book Value
Township of Scarborough, 1938-40.....	\$25,369 66	\$25,376 42
City of Halifax, 1961.....	50,000 00	50,426 68
City of Hamilton, 1941.....	24,000 00	24,003 40
County of Carleton, 1932-35.....	5,690 74	5,655 46
Town of Oshawa, 1932-36.....	4,536 77	4,536 77
Township of Barton, 1940.....	9,105 55	8,946 03
Town of Leaside, 1936-51.....	21,497 52	22,024 67
	<u>\$2,068,588 85</u>	<u>\$2,062,422 19</u>

THE ORDER OF UNITED COMMERCIAL TRAVELERS OF AMERICA*

HEAD OFFICE, COLUMBUS, OHIO

Principal Office in Canada, Winnipeg, Man.

Manager or Chief Executive Officer in Canada.—Harry F. Moulden, Manitoba.*Chief or General Agent in Ontario.*—E. H. Snider, 177 Main Street East, Hamilton, Ont.

		PREMIUMS WRITTEN—CLAIMS INCURRED	
Assets.....	\$1,010,578	Premiums—Ontario (net).....	\$15,668
Ontario certificates in force (number)	1,337	Premiums—Canada (net).....	56,769
Canadian certificate in force (number)	4,619	Premiums—Total (net).....	1,220,082
		Benefits paid—Ontario (net).....	12,341
		Benefits paid—Canada (net).....	32,715
		Total benefits paid (net).....	1,334,639

WOMAN'S BENEFIT ASSOCIATION*

HEAD OFFICE, PORT HURON, MICH.

Principal Office in Canada, Sarnia, Ont.

Manager or Chief Executive Officer in Canada.—Mrs. Mary J. Baird, Sarnia.*Chief or General Agent in Ontario.*—Mrs. Mary J. Baird, Royal Bank Bldg., Sarnia.

		PREMIUMS WRITTEN—CLAIMS INCURRED	
Assets.....	\$32,909,309	Premiums—Ontario (net).....	\$8,535
Ontario insurance in force (gross).....	273,630	Premiums—Canada (net).....	64,682
Canadian insurance in force (gross).....	2,357,032	Premiums—Total (net).....	5,077,075
Total insurance in force (gross).....	151,922,532	Benefits paid—Ontario (net).....	1,427
		Benefits paid—Canada (net).....	18,503
		Total benefits paid (net).....	2,180,041

*See note on page I.

E

MUTUAL BENEFIT SOCIETIES

E

THE GRAND LODGE OF ONTARIO INDEPENDENT ORDER OF ODDFELLOWS

ANNUAL STATEMENT FOR THE YEAR ENDING 31ST DECEMBER, 1931

To which are appended statements of the auxiliary bodies lettered below as A, B, C, and D

HEAD OFFICE, 229 COLLEGE STREET, TORONTO

Organized.—July 27th, 1855. *Incorporated in Ontario.*—November 19th, 1874

The Executive Officers of the Society at the 31st December, 1931, were as follows: D. R. Harrison, Grand Master, Port Arthur; Rev. A. C. Cummer, Deputy Grand Master, London; A. W. Gray, Grand Warden, Brockville; William Brooks, Grand Secretary, Toronto; P. T. Coupland, Grand Treasurer, Toronto.

I. Funeral Benefits

The Subordinate Lodges undertake funeral benefits. The total membership of these lodges at the 31st December, 1931, was 52,429.

The number of deaths in the Society in 1931 was 688.

The amount of funeral benefits paid in 1931, in respect to deceased members was \$59,775.15.

Total amount of funeral benefits paid in respect of deceased wives, \$2,484.16.

II. Sick Benefits

The Subordinate Lodges undertake sick benefits.

The total number of members who received sick benefits in 1931 was 3,628.

The amount of benefits paid in 1931, in respect of sick members, \$104,005.78.

The number of weeks sickness experienced in 1931 was 31,489. Amount paid for medical attendance and nursing during 1931, \$18,548.29.

III. Assets

	Grand Body	Subordinate Bodies
Amount of real estate.....	\$311,433 07	\$1,564,911 01
Cash value of mortgages.....	1,550 00	
Amount of securities.....	83,200 00	1,394,947 34
Cash in hands of Grand Secretary and in banks.....	3,774 40	
Amount of cash in Dominion Bank.....	24,368 53	270,581 67
Cash in Canada Permanent Mortgage Company.....	1,909 40	
All other assets.....	49,525 88	689,182 02
Total Amount of Assets.....	\$475,761 28	\$3,919,622 04

IV. Liabilities

	Grand Body	Subordinate Bodies
Sick benefits, funeral benefits, all other liabilities.....	\$148,884 80	\$47,897 36

V. Miscellaneous

Actions or proceedings instituted against the Society during 1931—None.

The books and accounts of the Subordinate Lodges were audited in January and July, 1931, and those of the Grand Lodge in February, 1932.

Names and post office addresses of Grand Lodge auditors: C. J. Parker, C.A., Brantford; G. Campbell, F.C.A., Toronto.

Sections 68 and 120 (g) of the Grand Lodge Constitution was amended at 1931 Session of Grand Lodge, clauses 10, 14, 15, 33, 59, 85 and 128 (b) of the Subordinate Lodge Constitution were amended at the 1931 Session of Grand Lodge.

Amount of bond of Grand Secretary, \$5,000.00.

Amount of bond of Grand Treasurer, \$5,000.00.

VI. Cash Receipts

Cash balance (Grand Lodge) from 1930 (not extended), \$18,056.07.

	Grand Lodge	Subordinate Lodges
Cash received during 1931 from:		
Initiation fees, etc.....		\$22,308 26
Dues.....		331,960 51
Per capita tax and levies.....	\$78,460 10	
Fines.....	140 25	
Supplies sold.....	9,065 18	
Interest and dividends.....	5,356 12	207,107 77
Premiums for guarantee.....	12 30	
All other sources.....	17,536 00	160,910 40
Cash received from sold or matured investments (not extended) \$39,548 30.		
Total Receipts.....	\$110,569 95	\$722,286 94

VII. Cash Expenditure

(a) Expenses of Management

	Grand Lodge	Subordinate Bodies
Cash paid during 1931 for:		
Commission and organization expenses.....	\$574 40	
Per capita tax.....	150 00	
Interest.....	24 20	
Registration fee.....	10 00	
Expenses of annual meeting.....	14,064 08	
Rent, etc.....	1,800 00	
Supplies bought.....	6,066 32	
Travelling expenses and appropriations to officers.....	2,890 25	
Salaries, officers' and auditors' fees.....	7,178 16	
Official Journal.....	1,211 92	
Printing, stationery and advertising.....	783 08	
Postage and express.....	1,001 66	
Premiums.....	37 50	
Other management expenses (detailed in memo.).....	3,751 08	236,388 78
Total Expenses of Management.....	\$39,542 65	\$236,388 78

(b) Miscellaneous Expenditure

Benefits to widows and orphans.....		\$31,185 23
Funeral benefits.....		31,074 08
Sick benefits.....		104,005 78
Medical attendance and nursing.....		18,548 29
Gratuities—Special relief.....		12,566 11
Ontario Oddfellows' Home, Maintenance Account.....	\$58,786 30	
All other.....	3,200 00	213,324 26
For investments (not extended), \$36,600.00.....		
Grand Total.....	\$101,528 95	\$647,092 53

(A) Abstract from the Returns of the Rebekah Lodges to the Grand Lodge of Ontario

	Males	Females	Totals
Number of members, 31st December, 1930.....	5,808	19,536	25,344
Admitted during 1931.....	215	1,043	1,258
Total.....	6,023	20,579	26,602
Deduct (withdrawn or cancelled).....	674	1,416	2,090
Membership, 31st December, 1931.....	5,349	19,163	24,512

Receipts

Dues.....	\$41,412 77
Admissions.....	4,887 60
Rents, etc.....	1,557 52
Miscellaneous.....	32,221 18
Total.....	\$80,079 07

Expenditure for Relief Only

Relief of members.....	\$1,143 56
Relief of widowed families.....	112 59
Special relief.....	1,284 94
I.O.O.F. Home.....	3,153 65
Orphans.....	50 20
Total.....	\$5,744 94

Miscellaneous

Expenses, lodges.....	\$80,397 72
Invested funds of Rebekah Lodges.....	74,932 12
Cash on hand, Rebekah Lodges.....	37,791 12
Working expenses of Assembly.....	17,074 38
Cash in Assembly funds.....	3,708 73
Invested funds of Assembly.....	10,000 00
Number of lodges.....	247

(B) The Following Summary from the Returns of the Grand Encampment Shows the Membership and Standing at 31st December, 1931

Number of members as from last report.....	9,043
Initiated during the year ending 31st December, 1931.....	156
Admitted by card during the year ending 31st December, 1931.....	94
Reinstated during the year ending 31st December, 1931.....	12
Total.....	9,305
Deductions:	
Withdrawn by card.....	149
Suspended by non-payment of dues.....	377
Suspended from Subordinate Lodge.....	151
Deceased.....	87
Expelled.....	1
	765
Net Membership, 31st December, 1931.....	8,540

Summary—Continued

Number of patriarchs relieved in 1931.....	295
Number of weeks for which benefits were paid.....	2,429
Amount paid for burying the dead in 1931.....	\$593 75
Amount paid for relief of patriarchs (sick benefits).....	3,650 92
Amount paid for special relief in 1931.....	332 89
Relief of widowed families.....	80 00
Total Amount of Relief Paid.....	\$4,657 56
Receipts from all sources.....	\$22,256 88
Working expenses of subordinate encampments.....	19,722 59
Cash assets.....	\$17,554 77
Invested in mortgages and securities.....	47,509 08
Invested in buildings and lands.....	4,920 00
Invested in furniture and regalia.....	21,990 57
All other assets.....	12,930 63
Total Funds of Subordinate Encampments, 31st December, 1931.....	\$102,151 73

(C) The Oddfellow's Funeral Aid Association of the Counties of Lincoln and Welland

Number of members who died in 1931.....	8
Number of members, 31st December, 1931.....	531
Amount of cash received during the year 1931.....	\$1,700 15
Amount of expenses in management in 1931.....	264 36
Amount paid funeral claims.....	1,000 00
Amount on hand, 31st December, 1931.....	427 40
Amount of bonds.....	1,991 24

(D) Department of Ontario, P.M., I.O.O.F.

Number of Cantons.....	16	...
Number of members, last report.....	683	...
Mustered during year.....	32	...
Admitted on honourable discharge papers.....	4	...
Reinstated.....	4	...
Total.....	719	...
From which deduct:		
Withdrawn by honourable discharge papers.....	6	
Deceased.....	8	
Suspended during year.....	62	
Expelled.....	1	
Total.....	77	
Total Membership, 31st December, 1931.....	642	
Net Decrease for the year.....	41	

Assets

Cash balance on hand, last report.....	\$378 47
Receipts from grants and per capita taxes.....	756 55
Receipts from badges, jewels, etc.....	658 50
Receipts from commissions and supplies.....	339 04
Total Assets.....	\$2,132 56

Disbursements

Department sundries.....	\$1,392 23
Badges and jewels.....	439 60
S.G.L. supplies.....	202 42
Total.....	\$2,034 25
Cash balance, 31st December, 1931.....	\$98 31

Short Name of Society	ASSETS						LIABILITIES		
	Real estate	Mortgages on real estate	Bonds, debentures, and other securities	Cash on hand and in bank	All other	Total	Claims unpaid	All other	Total
	\$ c.	\$ c.	\$ c.	\$ c.	\$ c.	\$ c.	\$ c.	\$ c.	\$ c.
American Watch Case Co. S. E. M. W. A.			1,000 00	338 81		1,338 81			
Army and Navy Veterans, Hamilton.			1,000 00	920 39		6,590 57			
Beaver Sick and Funeral Benefit Club.			4,000 00	868 46		5,011 99		38 65	38 65
Brantford Carriage Co., Ltd., Relief Association.				3,584 02		158 96			
Brantford Hungarian Mutual Benefit Society.			200 00	476 83		868 46			
Brown Bros., Ltd. Employees' Benefit Society.			3,950 00	2,533 42		3,584 02			
Brunner Mond Mutual Benefit Society.				1,005 13		6,527 64			
Canada Cycle and Motor E. M. B. S.				965 60		965 60			
Canadian Acme Screw and Gear E. M. B. S.				1,251 09		1,251 09			
Canadian Aliss-Cahners E. M. B. S.				12,460 06		19,710 06			
Canadian Executive Board, Amalgamated Society of Carpenters and Joiners			6,000 00	1,371 02		1,371 02			
Canadian General Electric, Ward Street Works.			4,466 31	2,205 44		7,608 91			
Canadian Hebrew Benefit Society.	2,000 00			3,796 38		2,505 44			
Canadian Hungarian Mutual Benefit Federation.			10,000 00	1,534 98		14,152 38			
Canadian National Expressmen's Mutual Benefit Ass.		29,200 00	4,800 00	6,974 52		35,468 08			
Canadian Order of Reclabrics.			3,942 84	150 00		10,917 36			
Canadian Pacific Expressmen's S. B. A.				686 34		150 00			
Colban Mfg. Company's Employees' M. B. S.				1,457 39		868 34			
Cockshutt Plow Company's Relief Association				7,581 41		578 31			
Consumers' Gas Company's Employee's M. B. S.				3,295 11		10,137 39			
Czenstochow Aid Society.				1,387 21		43,648 16			
Daughters of Enchland Benevolent Society.		8,726 50	8,700 00			3,265 11			
Dominion Forge & Stamping Co. E. M. B. A.			25,000 00			1,387 21			
Dunlop Tire & Rubber Goods E. M. B. S.				373 95		2,508 09			
Emps. Prot. League of the Seaman Kent Co., Ltd.				607 42		607 42			
Enginers' Mutual Benefit Fund.				952 46		652 88			
Evening Telegram Employees' Benefit Society.				850 88		353 88			
Globe Printing Co.'s Employees' Benefit Society.				294 43		6,683 09			
Goold, Shapley & Murr Co. Employees' Relief Association				292 95		292 95			
Grand Order of Israel Benefit Society.	5,300 00								
R. Greening Wire Co., Ltd., E. B. S.					551 47				
Gutta Percha & Rubber Mfg. Co. of Toronto, Ltd., E. S. B. Society.			1,000 00	727 93		1,727 93			
H. A. Mutual Benefit Association.				3,522 07		3,522 07			
Hamilton St. Stanislaus Mutual Benefit Society.			300 00	2,301 02		2,301 02			
Hebrew Sick Benefit Society of Toronto.			1,000 00	900 62		4,183 47			
Hebrew Sick Benefit Society.	2,000 00					1,184 37			
Hibernian Mutual Benefit Society.	17,772 72					20,554 81		5,600 00	5,600 00
Hibernian (C. F. Employees' Benefit Society.				84 52		84 52			
Hibernian, Ancient & Color S. B. S.		20,000 00				30,519 22			
Imperial, Ancient & Color S. B. S.				236 13		236 13			
Italian Brotherly Mutual Benefit Society.				1,197 70		1,197 70			
Italian Mutual Benefit Society of Port Arthur.				959 40		959 40			
Italo-Canadian Benevolent Society.				2,101 36		2,101 36			

Judean Benevolent & Friendly Society.....	3,475 00	2,100 00	5,000 00	4,800 29	15,375 29	145 00	145 00
Kielizer Sick Benefit Society of Toronto.....	2,025 00		3,000 00	3,078 02	4,103 22		
Knights of Pythias of Ontario Grand Lodge.....	2,612 50		3,800 00	1,122 78	4,792 31	64 00	455 11
Labour League Mutual Ben. Society.....	3,700 00		3,000 00	1,178 33	4,668 78		519 11
Leaside Mutual Aid Society.....				1,937 89	8,178 73		
Limitzer Sick Benefit Society.....				951 70	8,661 89		
Loyal Orange Young Briton Lodge No. 33.....		2,486 14	16,193 26	30,495 18	49,174 59		
Loyal Order of Moose of Ontario.....				4,615 58	5,845 55		
Loyal True Blue Association.....				3,334 08	3,334 08		
Massoy-Harris Co. E. M. B. A., Bain Works.....				1,545 94	1,545 94		
Massoy-Harris Ltd., Brantford, F. B. A.....				1,956 45	1,956 45		
Mozirer Sick Benefit Society.....		125 00		6,926 01	27,447 15	369 01	369 01
Mutual Masonic Compact.....				644 04	6,444 04		
MacLean Publishing Co. Ltd., Mech. Div., M. Benefit Ass.....				3,342 73	3,342 73		
National Cash Register Company's E. B. S.....			1,000 00	147 40	1,147 40		
National Typographical Union No. 102.....				131 40	1,311 40		
Oddfellows, Manchester Unity.....		108,255 00	8,073 75	26,441 32	142,770 07		
Orange Grand Lodge of Ontario West.....			10,000 00	39,734 29	49,734 29		
Order of Sons of Italy of Ontario M. B. S.....	1,400 00			324 01	3,241 01		
Ostrowatz Independent M. B. S.....			500 00	1,810 90	3,280 90		
Ottawa Hebrew Benefit Society.....				1,363 67	1,863 67		
Ottawa Typographical Union No. 102.....				1,592 75	1,592 75		
Polish Alliance Friendly Society of Canada.....				5,579 28	5,579 28		
Polish Veterans Mutual Benefit Society.....				589 95	5,899 95		63 00
Postal Benefit Association of Toronto.....				1,042 63	1,042 63		
Pride of Israel/Sick Benefit Society.....				9,033 97	25,033 97		250 00
Rogers, Wm., Mfg. Company Welfare Society.....				808 58	808 58		
Ryerson Press Benefit Society.....				2,849 51	2,849 51		
St. Albert Friendly Society.....				1,961 24	1,961 24		
St. Boniface Society.....				4,711 46	4,711 46		
St. David's Mutual Benefit Society.....		523 00		2,004 31	2,004 31		
St. Joseph Aid Society of Formosa.....			800 00	726 46	2,049 46		
Sawyer-Massey Co., Ltd., E. M. B. Association.....			700 00	920 54	1,920 54		
Simmons, Ltd., Employees' M. B. Society.....				914 45	914 45		
Shinsby Mfg. Co., Ltd., E. B. Association.....				2,018 26	6,618 26		
Societa Fighi d'Italia Di Mutuo Soccorso St. Antonia, Ottawa.....		4,600 00		865 62	7,302 62		
Societa Italiana Di M. S. Guglielmo Marconi.....		437 00		1,927 41	1,927 41		
Societa Di M. S. Racabmutese, Toronto.....	6,000 00			3,130 63	3,130 63		
Societa Di M. S. La Trimausa Di, Toronto.....				4,008 72	4,008 72		
Sons and Daughters of Canadian Lithuanian M. B. Society.....			8,000 00	5,230 45	13,230 45		
Sons and Daughters of Ireland Protestant Association.....			10,000 00	4,028 62	14,028 62		
Sons of Jacob Benevolent Society.....				1,049 19	8,549 19		772 94
Star of Italy Mutual Aid and Benefit Society.....	7,500 00			564 61	5,641 61		1,540 00
Star Mutual Benefit Society.....				484 55	1,984 55		
Theatrical Mutual Association of Hamilton.....		1,500 00		4,647 41	31,781 41	15 00	22 00
Theatrical Mutual Association of Toronto.....			27,134 00	3,146 27	12,623 09		
Toronto Civic Employees Benefit Association.....			9,476 82	2,820 74	14,890 79		
Toronto Hebrew Ben. Society.....	5,100 00	1,300 00	5,970 05	957 04	957 04	150 00	150 00
Toronto Hydro-Electric System E. M. B. S.....				1,210 76	5,236 73		
Toronto Independent Benevolent Association.....	2,000 00		2,000 00	1,363 34	101,834 34		
Toronto Musical Protective Association.....	24,300 00		63,000 00	1,147 13	13,147 13		100 00
Toronto Railway Employees' Union and Benefit Society.....	12,000 00			1,682 62	4,182 62		
Toronto Typographical Union No. 91.....			2,500 00	2,298 19	4,183 79		
Transportation Club of Toronto.....			1,885 60	1,400 91	1,400 91		
Ulga Mutual Benefit Society.....							

Short Name of Society	ASSETS					LIABILITIES			
	Real estate	Mortgages on real estate	Bonds, debentures, and other securities	Cash on hand and in bank	All other	Total	Claims unpaid	All other	Total
	\$	\$	\$	\$	\$	\$	\$	\$	\$
Union of Ukrainian Brotherhoods.....				6,753 46		6,753 46			
United Mutual Benefit Society of A. Pushkin.....				29 95		29 95			
Verity Plow Co. Relief Association.....			1,000 00	1,086 20		2,086 20			
Warsaw Lodzer Mutual Ben. Association.....	400 00		2,000 00	397 05		2,797 05			
Willys-Overland Employees M. B. S.....	2,000 00	4,125 00	1,650 00	1,052 09		3,052 09			
Young Men's Hebrew Association.....	5,000 00		5,029 98	2,114 58	793 50	10,281 43		562 00	562 00
Zion Benvolent Society.....						12,144 56			
Totals.....	104,585 22	183,377 64	283,272 61	323,263 56	37,885 05	932,384 08	1,575 01	9,503 14	11,078 15

Short Name of Society	EXPERIENCE				INCOME				
	Number of members reported at 31st December, 1931	Number of members who died during 1931 (Members, wives, children, Members' parents)	Number of members sick during 1931	Number of weeks' sickness during 1931	Assessments, dues and fees	Interest	All other	Total	Received from investment
					\$	\$	\$	\$	\$
American Watch Case Company's E. M. W. A.	85	1	18	27	65	66 36	91 00	158 01	
Army and Navy Veterans, Hamilton.	220	6			1,147 50	68 17	671 44	1,887 11	
Beaver Sick and Funeral Benefit Club.	243	7			506 00	235 57	260 85	1,002 42	
Brantford Carriage Co., Ltd. Relief Association.	235	**5	40	148 3/7	1,981 25			1,981 25	
Brantford Hungarian Mutual Benefit Society.	140	2	18	71	866 75	20 94		887 69	
Brown Bros., Ltd. Employees' Benefit Society.	165		33	80	1,621 00	121 25	19 25	1,761 50	
Brunner Mond Mutual Benefit Society.	68		3	29	179 50	23 92		203 42	
Brunner Mond Mutual Benefit Society.	332	2	21	68	2,722 70	259 06		2,981 76	
Canada Cycle Motor E. M. B. S.	188	1	146	179	1,918 95	35 10		2,395 80	
Canadian Acme Screw and Gear E. M. B. S.	188	1	146	192	1,918 95	35 10		2,395 80	
Canadian Allis-Chalmers E. M. B. S.	696	4	150	414 6/7	4,527 00	32 22		4,559 22	
Canadian Executive Board, Amalgamated Society of Carpenters and Joiners.	1,600	4	81		18,821 57	697 40	1,269 76	20,788 73	
Canadian General Electric, Ward Street Works.	320	1	9	268	2,113 50	33 25		2,146 75	
Canadian Hebrew Benevolent Society.	203	**1	8	38	3,138 20	211 53	23 70	3,373 43	
Canadian Hungarian M. B. Federation.	774		200	1,703	14,799 18	54 00	488 15	15,341 33	
Canadian National Expressmen's M. B. A.	1,281	5	201	857	7,692 00	548 42	21 00	8,261 42	
Canadian Order of Rectifiers' S. B. A.	687	3	54	329 5/7	2,493 80	1,871 51	395 76	4,761 07	200 00
Canadian Pacific Expressmen's S. B. A.	1,533	10	251	1,035	10,905 00	262 50		11,167 50	
Colburn M. C. Company's E. M. B. S.	50	1	11	44	329 00	2 85		331 85	
Cockshutt P. C. Company's Relief Association	165	4	37	280	1,562 50		1,708 50	3,271 00	
Consumers' Gas Supply's E. M. B. S.	623	8	89	399	4,283 80		500 00	4,783 80	
Danzonochow Aid Society.	253	2	25		5,016 15	433 05		5,449 20	
Daughters of England Benevolent Society.	7,395	36	600	2,691	5,282 10	1,856 75	2,392 15	9,531 00	
Donnan's Paper & Stamping Co. E. M. B. A.	111	2	24	50 3/7	1,942 00	67 97	12 00	2,021 97	
Dunn's Tire & Rubber Goods E. M. B. A.	496	1	107	215 4/7	3,048 00	37 62	150 00	3,235 62	
Engineers' Mutual Benefit Fund.	103		9	32	144 60	11 15		155 75	
Evening Telegram Benefit Fund.	48		5	31 1/7	504 81	91 75	165 00	761 56	
Evening Telegram Employees Ben. Society.	152		30	130	900 00	56 91		956 91	
Globe Printing Company's Employees Ben. Society.	135	2	15	91 1/7	787 50		176 50	964 00	
Gold, Shapley & Muir Co. E. Relief Association.	59		7	32 3/7	165 25	10 58	2 45	178 28	
Grand Order of Israel Ben. Society.	283	2	38	140	2,990 27			3,043 38	
B. Greening Wire Co., Ltd., E. B. S.	325	6	22	73	648 45		216 16	864 61	
H. A. Mutual Benefit Association.	1,180	8	308	432	3,432 75	123 50	3,556 25	11,090 41	
Hamilton St. Steamship M. B. S.	1,357	7	426	687	10,917 90	59 23	113 28	11,090 41	
Hebrew Friendly Society M. B. S.	76		15	55	737 50	91 70	5 35	834 55	
Hebrew Sick Benefit Society.	170	**1	9	40	2,279 87	43 51	183 18	2,506 56	
Heintzman & Company's Employees Ben. Society.	76		11	30	2,697 54		1,889 07	4,586 61	
Hibernians, Ancient Order of.	275	2	19	119	405 40	4 15	108 64	4,09 55	
		6	150	150	4,113 03	1,763 24		5,984 91	

Short Name of Society	EXPERIENCE				INCOME				
	Number of members reported at 31st December, 1931	Number of members who died during 1931 (Members, wives; Members, parents)	Number of members sick during 1931	Number of weeks' sickness during 1931	Assessments, dues and fees	Interest	All other	Total	Received from investment
					\$ c.	\$ c.	\$ c.	\$ c.	\$ c.
Imperial Varnish & Color S. B. S.	98		12	38.3/7	253 80	6 90	309 15	260 70
Italian Brotherly Mutual Ben. Society	184	1	21	71.3/7	1,598 00	15 24	309 15	1,922 39
Italian Mutual Ben. Society of Port Arthur	75		2	17	688 00	6 91	265 10	960 01
Judo-Canadese Benevolent Society	275		68	266	3,536 60	43 07	270 05	3,850 32
Judean Benevolent and Friendly Society	314	**1	36	160	4,290 70	486 03	461 80	5,238 53
Kielster Sick Benefit Society of Toronto	246	**1	24	72	3,731 85	251 63	3,983 48	3,983 48
Knight of Pythias of Ontario Grand Lodge	4,649	**1	227	1,718	5,883 60	242 87	697 37	6,823 84
Labor League Mutual Ben. Society	196		32	85	6,122 31	27 64	987 15	7,109 46
Leaside Mutual Aid Society	170	1	34	98 6/7	1,023 00	125 73	483 80	1,050 64
Limitzer Sick Benefit Society	154		16	86	2,639 70	29 45	3,249 23
Loyal Orange Young Briton Lodge No. 33	8,455		3	26	75 22	104 67	104 67
Loyal Order of Moose of Ontario	8,539	43	1,359	35,826 85	1,642 23	37,469 08
Loyal True Blue Association	82	82	53 2/7	3,839 77	82 26	991 26	4,913 29
Masscy-Harris Co., Ltd., E. M. B. A., Bain Works	82	1	10	160 00	8 11	137 50	305 61
Masscy-Harris Co., Ltd., Brantford, E. B. A.	175	4	79	266	1,062 75	45 29	1,105 55	2,213 59
Masscy-Harris Co., Ltd., Toronto, E. M. B. S.	600	**7	75	412 5/7	1,413 50	39 90	1,858 80	3,312 20
Mazrier Sick Benefit Society	360	2	22	80	2,771 25	147 36	3,223 10	6,141 71
Mutual Masonic Compact	231	3	451 55	18 02	469 57
MacLean Publishing Co., Ltd., Meech, Div. M. B. A.	215	72	160	1,547 75	81 53	1,156 96	2,786 24
National Cash Register Company's E. B. S.	93	1	20	40 3/7	455 95	57 93	513 88
National Iron Works E. M. B. S.	160	1	79	236	455 95	753 90	
Order of Sons of Italy of Ontario M. B. S.	2,038	**9	402	2,384 3/7	40,673 21	7,577 74	2,014 66	50,265 61	5,270 00
Order of Sons of Italy of Ontario M. B. S.	29,219	403	4,779 92	891 63	35,651 64	41,323 19
Oddfellows, Manchester Unity	118	4	1,036 97	1,036 97	
Ostrzewcz Independent M. B. S.	128	8	43	2,417 31	47 91	427 80	2,465 22
Ottawa Hebrew Benefit Society	145	2	9	591 20	54 76	1,073 76	2,098 20
Ottawa Typographical Union No. 102	329	5	27	92	2,079 20	19 00	279 35	2,098 20
Polish Alliance Friendly Society of Canada	527	2	79	218	3,602 67	135 09	46 25	4,017 11
Polish Veterans Mutual Ben. Society	79	12	43	433 00	16 90	46 25	496 15
Postal Benefit Association of Toronto	230	1,511 00	17 33	1,528 33
Prud'homme Mutual Aid Society	580	**4	34	206	7,640 50	879 68	8,126 19	16,646 37
Rogers, Wm., Mfg. Company Welfare Society	85	1	38	48	361 25	16 82	90 32	468 39
Roydon Press Benefit Society	353	90	329	1,708 60	1,669 10	3,377 70
St. Albert Friendly Society	77	3	132 60	5 08	60 89	198 57
St. Boniface Benefit Society	278	4	46	235	1,190 65	236 14	35 80	1,462 59
St. David's Mutual Benefit Society	245	4	42	181 1/7	2,047 50	48 12	2,095 62
St. Joseph Aid Society of Toronto	83	3	18	82	437 25	63 12	500 37
St. Joseph Aid Society of Toronto	63	1	24	109	401 70	75 87	134 70	612 27
St. Joseph Aid Society of Toronto	72	27	75 3/7	1,147 00	8 24	1,155 24
Shirely Mfg. Co., Ltd., E. S. B. A.	294	27	100 3/7	858 75	19 59	878 34
Societa Fighil' Italia Di Mutuo Soccorso St. Antonio, Ottawa	105	1	16	97 6/7	674 50	359 14	28 75	1,062 39	1,050 0

Societa Heliana Di M. S. Guglielmo Marconi.....	152						163	1,836 00	92 75	564 69	2,493 44	
Societa Di M. S. Racalmutese.....	99						51	774 50	52 69	15 00	842 19	
Societa Di M. S. La Trinita Di Toronto.....	148						120	1,997 50	97 03	272 75	2,367 28	
Sons and Daughters of Canadian Lithuanian M. B. S.....	308	2					234	2,520 75	107 56	276 89	2,905 20	
Sons of Jacob Benevolent Society.....	993	5					31	1,602 40	498 03	134 50	2,234 93	
Star of Italy Mutual Aid and Benefit Society.....	445	1					110 3/7	5,122 09	501 97	2,033 11	7,657 17	
Star Mutual Benefit Society.....	86						80 3/7	1,554 33	2 20		1,556 53	
Theatrical Mutual Association of Hamilton.....	251						165	1,438 60	28 48	1,716 00	3,183 08	
Theatrical Mutual Association of Toronto.....	177						31	1,228 50	113 02	24 25	365 77	
Toronto Cable Employees' Ben. Association.....	136	1					85	1,128 00	1,490 43		2,618 43	
Toronto Hebrew Benevolent Society.....	452	5					356	2,748 00	138 25	1,346 43	4,232 68	2,000 00
Toronto Hydro-Electric System M. B. S.....	764	6					115	5,197 89	408 78	268 00	5,874 67	
Toronto Industrial Benefit Association.....	752	3					265	5,225 50	12 37		5,237 87	
Toronto Musical Benefit Association.....	165						39	819 03	94 38	1,711 22	2,624 63	1,500 00
Toronto Mutual Protective Association.....	1,520	8					213	13,111 95	3,469 70	21,350 00	18,776 00	26,905 89
Toronto Railway Employees Union and Benefit Society.....	2,525	40					966	11,400 00			32,750 00	
Toronto Typographical Union No. 91.....	1,174	28					499	4,425 50	268 02		4,693 52	
Transvaal Club of Toronto.....	151	5					52	7,285 60	152 12	1,290 65	3,728 37	
Ulga Mutual Benefit Society.....	308						52	1,035 84		92 50	1,035 84	
Union of Ukrainian Brotherhoods.....	308						89 4/7	2,161 40	153 98		2,407 88	
United Ultranian Relief Association.....	28						21	152 95			152 95	
Verity Plow Company Relief Association.....	156	1					33	385 50	50 00	229 00	664 50	
Warsaw Lodzer Mutual Ben. Association.....	95						420	9,186 00	5 62	659 53	1,657 01	
Willys-Overland E. M. B. S.....	580						13	2,258 30	134 96		2,393 46	
Young Men's Hebrew Association.....	206						15	3,987 30	361 76		4,349 06	1,600 00
Zion Benevolent Society.....	178	**2					62	3,293 54	291 13	378 50	3,963 17	
Totals.....	104,450	**32 874	7,573	23,973	359,552 63	29,908 42	107,613 54	497,074 59	39,525 89			

Short Name of Society	EXPENDITURE												Total	Paid for investments	
	Expenses of management		Amount paid for funeral benefits during 1931		Amount paid for sick benefits during 1931		Amount paid for medical attendance during 1931		Amount paid for special relief during 1931		All other				
	\$	c.	\$	c.	\$	c.	\$	c.	\$	c.	\$	c.			\$
American Watch Case Company's E. M. W. A.	27	50	150	00	356	10	402	74	457	34	24	00	557	00	
Army and Navy Veterans, Hamilton	705	40	600	00					80	75	349	67	2,515	15	
Beaver and Foxglove Temperance Club	547	05	350	00	668	14					44	50	1,022	30	
Beatrix Sick and Friendly Society	131	61	550	00	503	75					68	00	1,417	75	
Bradford Carriage Co. Ltd., Relief Association	45	54	200	00	553	93							749	29	
Brunford Hungarian Mutual Benefit Society	261	82			553	93							815	75	
Brunford Hungarian Mutual Benefit Society	16	80			254	65							271	45	
Brunner Mond Mutual Ben. Society	211	60	400	00	1,425	00					6	30	2,722	91	
Canada Cycle & Motor Employees Mutual Ben. Society	208	35	150	00	895	74					23	50	2,258	59	
Canadian Acme Sewing & Great Employees Mutual Benefit Society	320	80	50	00	1,154	00							2,015	55	
Canadian Allis-Chalmers' Employees Mutual Ben. Society	379	91	400	00	2,489	51					568	36	4,880	28	
Canadian Executive Board, Amalgamated Society of Carpenters and Joiners	20,615	49	567	30							279	61	21,462	40	
Canadian General Electric, Ward Street Works	69	00	100	00	1,408	28							2,154	78	
Canadian Hebrew Benevolent Society	1,011	37	67	50	304	00					959	80	3,178	17	
Canadian Hungarian Mutual Ben. Federation	3,619	56			12,188	50					908	87	16,717	03	
Canadian National Expressmen's Mutual Ben. Association	591	22	1,000	00	5,142	49					27	32	6,733	71	
Canadian Order of Rehabilites	973	16	82	50	1,325	87			31	62			2,440	47	
Canadian Pacific Expressmen's Sick Benefit Association	705	22	1,500	00	7,242	00							9,447	22	
Cobban Mfg. Company's Employees Mutual Ben. Society	35	00			263	50					33	85	331	85	
Cockshutt Plow Company's Relief Association	288	00	400	00	1,627	00			25	00	275	00	2,615	00	
Consumers' Gas Company, Relief Association	235	86	1,198	00	1,098	03			1,257	11			4,689	00	
Caenstocher Aid Society	1,435	45	395	00	729	75					179	00	4,457	15	
Daughters of England Benevolent Society	5,418	92	1,770	00							579	45	7,188	92	
Dominion Forge & Stamping Company's Employees Mut. Ben. Assoc.	41	51	100	00	572	00					627	46	1,240	97	
Dunlop Tire & Rubber Goods Employees Mutual Benefit Association	471	15			1,292	22			1,022	75			2,886	12	
Engineers' Protection League of the Scaman-Kent Co., Ltd.	42	50			125	85					20	00	168	35	
Engineers' Mutual Benefit Fund	27	90			187	00							234	90	
Evening Telegram Employee's Benefit Society	119	15			780	00							899	15	
Globe Printing Company's Employees Benefit Society	398	25	200	00	544	00							1,142	25	
Good, Shapley & Muir Co. E. Relief Association	42	00			130	74							172	74	
Grand Order of Israel Ben. Society	1,283	29	750	00	810	00			488	50			3,331	79	
Greening, B., Wire Co., Ltd., Employees Benefit Society	91	03	240	00	367	51					40	00	698	54	
Gutta Percha & Rubber Mfg. Co. of Toronto E. S. B. S.	201	00	1,200	00	2,168	30							3,609	30	
H. A. Mutual Benefit Association	316	23	700	00	5,397	15			1,868	74	2,392	10	10,074	22	
Hamilton St. Stanislaus Mutual Ben. Society	93	14			275	00			7	00	55	00	430	14	
Hebrew Friendly Society of Toronto	1,398	45			457	19			605	50	78	75	2,539	89	
Hebrew Sick Benefit Society	2,503	49	78	20	240	00			872	35			3,913	04	
Hibernians, Ancient Order of	40	00	100	00	485	00							625	00	
Imperial Varnish & Color Sick Benefit Society	51	50	1,200	00	750	00			304	25	1,140	00	5,862	34	
Italian Brothers and Color Sick Benefit Society	378	83	193	00	176	50			109	00			1,181	33	
Italian Mutual Beneficial Ben. Society	234	60			91	00					324	85	650	45	
Italo-Canadese Benevolent Society of Port Arthur	530	98	52	00	2,148	85			826	75			3,558	58	
Judean Benevolent and Friendly Society	1,712	14	375	00	973	36			674	34	350	43	4,464	77	
Kietzer Sick Benefit Society of Toronto	1,311	41			648	00			1,260	00			3,744	41	
Knights of Pythias of Ontario Grand Lodge	6,070	95									2,646	68	9,289	48	
														2,565	43

Labour League Mutual Ben. Society.....	3,070 02	149 50	728 10	1,008 88	40 85	2,355 70	7,353 05
Leasidic Mutual Aid Society.....	112 68		692 00				804 68
Linitzer Sick Benefit Society.....	925 72	69 50	688 00	798 40	200 00	305 50	2,987 12
Loyal Orange Young Briton Lodge No. 33.....	43 00		78 00				121 00
Loyal Order of Moose of Ontario.....	2,957 32	4,120 00	28,537 00	1,038 20			33,695 20
Loyal True Blue Association.....	68 30	1,825 00	296 00			4 00	4,782 32
Massey-Harris Co., Ltd., Employees Mutual Ben. Ass., Rain Works.....	210 24	400 00	2,394 50			200 00	3,204 74
Massey-Harris Co., Ltd., Bradford, Employees Ben. Association.....	847 52	1,200 00	2,385 50				4,433 02
Massey-Harris Co., Ltd., Toronto Employees Mutual Ben. Society.....	2,963 95	3,04 85	478 50	983 00		385 36	5,115 66
Mozzler Sick Benefit Society.....	114 62	300 00					414 62
Mutual Masonic Compact.....	20 80		2,334 06				2,354 86
Maclean Publishing Co., Ltd., Mech. Div., Mutual Ben. Association.....	62 50	100 00	437 13		5 00		604 63
National Cash Register Company's Employees Benefit Society.....	45 15	30 00	875 30				950 45
National Iron Works Employees Mutual Benefit Society.....	8,458 98	5,649 06	16,807 22	3,406 95	201 14	7,873 77	42,397 12
Odellows, Manchester Unity.....	38,082 03				100 00	2,240 00	40,422 03
Orange Grand Lodge of Ontario West.....	75 35	800 00	534 79	50 00			925 33
Order of Sons of Italy of Ontario Mutual Ben. Society.....	1,119 41		970 00	528 00	145 20		2,327 40
Ostrowetz Independent Mutual Benefit Society.....	881 85		151 50	151 50			1,112 05
Ottawa Hebrew Benefit Society.....	975 08	289 44	1,526 00	162 00			970 00
Ottawa Typographical Union No. 102.....	61 99		355 00			15 00	431 99
Polish Alliance Friendly Society of Canada.....	5,036 60	1,350 00	2,477 00	2,674 40	1,078 22	3,845 85	15,306 76
Postal Veterans Mutual Ben. Society.....	35 75	100 00	288 00				2,952 52
Pride of Israel Sick Benefit Society.....	40 15	100 00	2,801 85	4 00			2,850 85
Rogers, Wm., Mig. Company Welfare Society.....	184 70	120 00	1,189 60	10 00	50 00	5 00	1,449 60
Ryerson Press Benefit Society.....	242 60	120 00	989 20	234 55		60 00	1,504 35
St. Albert Friendly Society.....	45 10	172 00	200 00			242 40	1,970 90
St. Boniface Benefit Society.....	185 00	50 00	545 75			2 00	512 10
St. David's Mutual Benefit Society.....	18 00		752 51			602 00	757 75
St. Joseph Aid Society of Formosa.....	18 00		1,890 60				1,439 51
Stawyers-Massey Co., Ltd., Employees Mutual Benefit Association.....	130 00	120 00	502 53			24 61	738 90
Stimsons, Ltd., Employees Mutual Benefit Society.....	105 00		489 20	292 25		4,257 80	6,108 08
Society Fight Itself, Di. Mutual Employees Sick Benefit Association.....	580 03		255 00	195 00			6,009 82
Society Italian Di. M. S. Guglielmo Marconi.....	150 82		600 00	303 00		556 00	2,405 84
Societa Di M. S. La Trinitaria Di Toronto.....	493 70	400 00	1,820 00		53 05		2,363 04
Sons and Daughters of Canadian Lithuanian Mutual Benefit Society.....	199 77	300 00			43 27		971 12
Sons and Daughters of Ireland Protestant Association.....	471 12	500 00					6,607 65
Sons of Jacob Benevolent Society.....	1,333 06	335 00	921 50	1,432 10	319 44	2,266 55	1,971 58
Star of Italy Mutual Aid and Ben. Society.....	789 18		570 44	167 50			1,527 12
Star Mutual Benefit Society.....	121 50		3,690 00				3,811 50
Theatrical Mutual Association of Hamilton.....	179 90		155 00	96 00		30 00	456 99
Theatrical Mutual Association of Toronto.....	571 24	250 00	565 00	205 50	55 00	150 75	1,797 49
Toronto Civic Employees Benefit Association.....	1,365 67	750 00	1,235 50	441 50		2 75	3,795 42
Toronto Hebrew Benevolent Society.....	765 56	956 00	876 00	1,226 00		1,854 34	5,677 90
Toronto Hydro-Electric System Employees Mutual Ben. Society.....	529 78	600 00	4,030 00	103 50		17 50	5,280 78
Toronto Independent Benevolent Association.....	445 91	93 50	270 00	404 64	95 63	990 43	2,300 11
Toronto Musical Protective Association.....	14,950 68	300 00	639 00		759 29	1,888 98	18,537 95
Toronto Railway Employees' Union and Benefit Society.....	64 00	21,350 00	9,688 78	1,524 00			32,532 78
Toronto Typographical Union No. 91.....	2,643 58	400 00	2,994 00			161 90	3,819 90
Transportation Club of Toronto.....	37 60		515 00				3,043 58
Ulga Mutual Benefit Society.....	123 00		537 00	304 75			515 00
Union of Ukrainian Brotherhoods.....							879 35
United Mutual Benefit Society of A. Pushkin.....							123 00
Verity Plow Company Relief Association.....	117 35	90 00	432 00			6 50	645 85

EXPENDITURE

Short Name of Society	Expenses of management	Amount paid for funeral benefits during 1931	Amount paid for sick benefits during 1931	Amount paid for medical attendance during 1931	Amount paid for special relief during 1931	All other	Total	Paid for investments
	\$ c.	\$ c.	\$ c.	\$ c.	\$ c.	\$ c.	\$ c.	\$ c.
Warsaw Lodzer Mutual Ben. Association	900 85		198 00	263 05		88 00	1,449 90	
Willys-Overland Employees Mutual Benefit Society	179 60		2,940 70				3,120 30	
Young Men's Hebrew Association	896 56		282 25	958 00	200 00	790 98	3,127 79	3,000 00
Zion Benevolent Society	1,701 21	356 50	811 25	526 00	270 00	188 40	3,823 36	
Totals	154,682 59	60,348 85	164,396 54	35,466 40	6,065 28	43,462 54	464,422 25	76,119 13

Name of Society	When organized or incorporated	Head Office	Name of President	Name of Secretary	Address
American Watch Case Company's Employees' Mutual Welfare Association.	1919	Toronto.	W. G. Gallinger.	A. Jessiman.	Toronto.
Army and Navy Veterans, Toronto.	1888	Toronto.	Edward Nicholson.	F. A. Woodford.	Hamilton.
Army and Navy Veterans, Hamilton.	1897	Hamilton.	Harry Mathews.	Wm. C. Wardley.	Toronto.
Beaver Sick and Funeral Benefit Club.	1917	Toronto.	H. Taylor.	H. Page.	Toronto.
B'Nai Israel Mutual Benefit Society.	1931	Toronto.	O. Moldaver.	Wm. Ripes.	Brantford.
Brantford Carriage Co., Ltd., Relief Association.	1926	Brantford.	George Reeves.	F. G. Brydges.	Brantford.
Brantford Hungarian Mutual Benefit Society.	1920	Brantford.	George Pette.	Mike Balog.	Brantford.
Brown Bros., Ltd., Employees' Benefit Society.	1903	Amherstburg.	A. G. Potts.	J. E. Lamb.	Toronto.
Brunner Mond Mutual Benefit Society.	1918	Amherstburg.	T. G. Barrington.	H. M. Stancliff.	Amherstburg.
Canada Cycle and Motor Co., Ltd., Employees' Mutual Benefit Society.	1918	Weston.	Alfred T. Willson.	Frank Knight.	Weston.
Canadian Acme and Screw Gear Employees' Mutual Benefit Society.	1920	Toronto.	Wm. Davis.	Percy McGlashan.	Toronto.
Canadian Allis-Chalmers, Ltd., Employees' Mutual Benefit Society.	1897	Toronto.	Fredrick Boyes.	W. J. Hanley.	Toronto.
Canadian Executive Board of the Amalgamated Society of Carpenters and Joiners.	1914	Toronto.	Fred Adams.	Alex. Lyon.	Toronto.
Canadian General Electric Co., Ward St. Works Division, Sick Benefit Society.	1920	Toronto.	Percy Cockfield.	Herbert Mills Robinson.	Toronto.
Canadian Hebrew Benevolent Society.	1920	Toronto.	J. Maeks.	Jos. Schein.	Toronto.
Canadian Hungarian Mutual Benefit Federation.	1928	Hamilton.	Frank Kristoff.	Geo. Simon.	Hamilton.
Canadian National Expressmen's Mutual Benefit Association.	1928	Toronto.	R. H. Jones.	Wm. T. Murphy.	Toronto.
Canadian Order of Rechabites.	1912	Toronto.	Robt. Gibson.	Arch. Carmichael.	Toronto.
Canadian Pacific Expressmen's Sick Benefit Association.	1893	Toronto.	G. R. Jones.	J. Donaldson.	Toronto.
Cobban Manufacturing Co., Employees.	1888	Toronto.	Geo. Crosbie.	J. S. Hunter.	Toronto.
Cockshutt Plow Company Relief Association.	1899	Brantford.	E. F. Asken.	Frank Elliott.	Brantford.
Consumers' Gas Company Employees' Mutual Benefit Society.	1918	Brantford.	Wm. Scardie.	Chris. J. Kennedy.	Toronto.
Czensochower Aid Society.	1916	Toronto.	M. Tarnowsky.	J. Potash.	Toronto.
Daughters of England Benevolent Society.	1895	Hamilton.	Maible Peterson.	Wm. E. Miller.	Burlington.
Dominion Forge & Stamping Co., Ltd., Employees' Mutual Benefit Association.	1920	Walkerville.	John Mowat.	E. A. Lacroix.	Windsor.
Dunlop Tire & Rubber Goods Employees' Mutual Benefit Society.	1913	Toronto.	Jas. D. Neville.	L. P. Arlett.	Toronto.
Employees' Protective League of the Seaman-Kent Co., Ltd.	1912	Meatord.	S. Willon.	H. G. Dillon.	Meaford.
Engineers' Mutual Benefit Fund.	1925	Toronto.	Wm. Jones.	Geo. A. Brown.	Toronto.
Evening Telegram Employees' Benefit Society.	1912	Toronto.	G. Urquhart.	T. Hopmans.	Toronto.
Globe Printing Company Employees' Benefit Society.	1896	Toronto.	Jas. Butler.	Geo. Cashman.	Toronto.
Good, Shapley & Muir Co., Employees' Relief Association.	1913	Brantford.	L. A. Perry.	H. C. Jackson.	Brantford.
Grand Order of Israel Benefit Society.	1908	Hamilton.	G. Markus.	J. Freedman.	Hamilton.
Greening Wire Co., Ltd., Employees' Benefit Society.	1901	Toronto.	J. Child.	G. S. Butttram.	Hamilton.
Gutta Percha & Rubber Mig. Co. of Toronto, Ltd., Employees' Sick Benefit Society.	1918	Toronto.	A. Fisher.	S. Wrathall.	Toronto.
Hamilton St. Stanislaus Mutual Benefit Society.	1916	Hamilton.	Wm. Galuzka.	E. W. Elliot.	Toronto.
Hebrew Friendly Society, Toronto.	1909	Hamilton.	Hyman L. Stern.	Andrew Monczka.	Hamilton.
Hebrew Sick Benefit Society.	1918	Toronto.	Jos. Glass.	Max Baker.	Toronto.
Heintzman & Co., Employees' Benefit Society.	1885	Toronto.	W. Thomas.	Clas. M. Garltzky.	Toronto.
Ibernians, Ancient Order of.	1893	Ottawa.	F. W. Falvey.	T. H. Kirk.	Toronto.
Imperial Varnish & Color Sick Benefit Society.	1911	Toronto.	Walker Short.	Wm. Ryder.	Ottawa.
Italian Brotherly Mutual Benefit Society.	1920	Toronto.	Frank Morrocco.	Percy Terrell.	Toronto.
Italian Mutual Benefit Society of Port Arthur.	1929	Port Arthur.	M. Dolecetti.	Pietro Manganeli.	Toronto.
Italo-Canadiane Benevolent Society.	1919	Toronto.	G. Bagnato.	Napoleon Costarella.	Toronto.
Judean Benevolent and Friendly Society.	1919	Toronto.	Bcn Isaacs.	P. Caplan.	Toronto.
Kletzger Sick Benefit Society of Toronto.	1914	Toronto.	E. Rubimoff.	Max Levy.	Toronto.
Knights of Pythias, Grand Lodge of Ontario.	1893	Toronto.	E. B. Phillips.	Alex. Caulter.	Toronto.
Labour League Mutual Benefit Society.	1927	Toronto.	H. Belfer.	H. Popper.	Toronto.
Leaside Mutual Aid Society.	1923	Leaside.	D. Marckun.	E. H. Flowers.	Leaside.

Name of Society	When organized or incorporated	Head Office	Name of President	Name of Secretary	Address
Linitzer Sick Benefit Society	1916	Toronto	M. Resnick	I. Berman	Toronto
Loyal Orange Young Briton Lodge No. 33	1895	Ottawa	F. Hommil	W. A. Dicks	Ottawa
Loyal True Blue Association	1917	Toronto	John McGowan	Norman G. Heyd	Toronto
Maclean Publishing Co., Ltd., Mechanical Division, Mutual Benefit Association	1893	Toronto	D. H. Church	Jas. A. Stewart	Toronto
Massey-Harris Co., Employees' Mutual Benefit Association, Bain Works	1923	Woodstock	Arthur Bibby	Frank Austen	Toronto
Massey-Harris, Ltd., Bramford, Employees' Benefit Association	1900	Bramford	C. Mavin	Stanley Piper	Woodstock
Massey-Harris, Toronto, Employees' Mutual Benefit Society	1883	Toronto	G. Henderson	E. Uptrove	Woodstock
Mutual Sick Benefit Society	1906	Toronto	A. Rosenblatt	Thos. Carruthers	Toronto
Mutual Savings Society of St. Catharines and Niagara District	1893	St. Catharines	Fred Graham	W. Surdin	Toronto
National Cash Register Co., Employees' Benefit Society	1907	Toronto	A. Ridout	Albert Coombs	St. Catharines
National Iron Works Employees' Mutual Benefit Society	1917	Toronto	Samuel Dale	Norbert Brown	Toronto
National Order of Grand Lodge of Ontario	1873	Toronto	D. R. Harrison	Harry Hambleton	Toronto
Oddfellows, Independent Order of, Manchester Unity	1893	Toronto	Wm. MacPherson	Wm. Brooks	Toronto
Orange Lodge of Ontario West, Provincial Grand	1893	Toronto	C. W. Carrie	Jno. T. Tilley	Toronto
Order of Sons of Italy of Ontario Mutual Benefit Society	1927	Toronto	E. De Rose	W. M. Fitzgerald	Toronto
Ostrowatz Independent Mutual Benefit Society	1925	Toronto	L. Grossman	L. Saur	Toronto
Ottawa Hebrew Benefit Society	1913	Ottawa	B. Bookman	H. Bloom	Toronto
Ottawa Typographical Union No. 102	1895	Ottawa	J. M. Draper	S. Lightstone	Ottawa
Polish Alliance Friendly Society of Canada	1907	Toronto	Z. Wzosek	J. K. Peifers	Ottawa
Polish Veterans Mutual Benefit Society	1930	Toronto	E. Pazder	J. F. Symczyk	Toronto
Postal Benefit Association of Toronto	1894	Toronto	E. B. Gross	Frank Cieplinski	Toronto
Pride of Israel Sick Benefit Society	1905	Toronto	W. M. Colter	D. S. McGlade	Toronto
Rogers, Wm., Manufacturing Co., Welfare Society	1919	Niagara Falls	Wm. McGahey	A. Swersky	Toronto
Ryerson Press Benefit Society	1921	Toronto	R. Whitaker	M. Thompson	Niagara Falls
Sawyer-Massey Co., Ltd., Employees' Mutual Benefit Association	1911	Hamilton	L. McKenzie	T. O. Pourie	Toronto
St. Albert Friendly Society	1909	Renfrew	Peter Koubic	Thomas Holt	Hamilton
St. Joseph's Mutual Benefit Society	1894	Kitchener	G. C. Lochenbauer	Harold Prince	Renfrew
St. Boniface Benefit Society	1914	Toronto	S. G. Des	Alex. Vey	Kitchener
St. David's Mutual Benefit Society	1887	Formosa	Frank V. Reinger	Jos. B. Whiteley	Toronto
St. Joseph Aid Society of Formosa	1887	Formosa	Jarica Marshall	Groerger	Formosa
Simmons, Ltd., Employees' Mutual Benefit Society	1923	Toronto	Arthur Kite	Edward Nelson	Formosa
Slingsby Manufacturing Co., Ltd., Employees' Sick Benefit Association	1920	Bramford	F. Painlone	C. M. Sandison	Toronto
Societa Figli d'Italia di Mutuo Soccorso St. Antonio di Ottawa	1919	Ottawa	Ignazio Latuca	L. Scarcella	Bramford
Societa di Mutuo Soccorso Kacalmese	1919	Hamilton	A. Gatti	Angelo Nenelli	Ottawa
Societa Italiana di Mutuo Soccorso Guglielmo Marconi	1914	Sault Ste. Marie	Allesandro Candelori	C. Amodeo	Hamilton
Sons and Daughters of Canadian Lithuanian Mutual Benefit Society	1917	Toronto	Alex. Noble	Peter Zanitti	Toronto
Sons and Daughters of Ireland Protestant Association	1914	Toronto	A. Marks	J. A. Ryan	Sault Ste. Marie
Sons of Jacob Benevolent Society	1908	Toronto	L. Fembere	J. Sas Stele	Toronto
Star of Italy Mutual Aid and Benevolent Society	1918	Niagara Falls	Francesco Mattola	D. Gostic	Toronto
Theatrical Mutual Benefit Society	1907	Hamilton	J. J. Jeffers	Dom. G. Vecchio	Toronto
Theatrical Mutual Association of Hamilton	1926	Hamilton	W. H. Shaw	N. H. Culler	Niagara Falls
Toronto Civic Employees' Benevolent Association	1866	Toronto	R. McIntyre	Alex. Anderson	Hamilton
Toronto Hebrew Benevolent Society	1893	Toronto	J. Veitch	C. W. Leake	Toronto
Toronto Hydro-Electric System Employees' Mutual Benefit Society	1899	Toronto	R. Dublinsky	H. Atwood	Toronto
Toronto Independent Protective Association	1914	Toronto	A. M. Mitchell	E. Felton	Toronto
Toronto Musical Protective Association	1911	Toronto	J. Rubin	B. Marcus	Toronto
Toronto Railway Employees' Union and Benefit Society	1887	Toronto	W. Murch	A. Dawell	Toronto
Toronto Railway Employees' Union and Benefit Society	1897	Toronto	Geo. Gerring	W. D. Robbins	Toronto

Toronto Typographical Union No. 91.....	1894	Toronto.....	John A. Kelly.....	Toronto.
Transportation Club of Toronto.....	1917	Toronto.....	Wm. G. Hamilton.....	Toronto.
Ulga Mutual Benefit Society.....	1924	Toronto.....	Anton Szziok.....	Toronto.
Union of Ukrainian Brotherhoods.....	1926	Toronto.....	John Bartosk.....	Toronto.
United Mutual Benefit Society of A. Pushkin.....	1931	Toronto.....	E. Zabudsky.....	Toronto.
Verity Plow Co. Relief Association.....	1899	Brantford.....	Clas. Carter.....	Brantford.
Warsaw Lodzer Mutual Benefit Society.....	1929	Toronto.....	M. Gushinsky.....	Toronto.
Willys-Overland Employees' Mutual Benefit Society.....	1920	Toronto.....	John MacArthur.....	Toronto.
Young Men's Hebrew Association.....	1912	Toronto.....	A. Shlangar.....	Toronto.
Zion Benevolent Society.....	1911	Toronto.....	P. G. Isaacson.....	Toronto.
Wm. R. Lucas.....		Toronto.....		
Frank Kennedy.....		Toronto.....		
Gregory Pelech.....		Toronto.....		
S. Prymak.....		Toronto.....		
John Olewick.....		Toronto.....		
J. Haynes.....		Brantford.....		
M. Karm.....		Toronto.....		
David Scott.....		Toronto.....		
Harry Rosen.....		Toronto.....		
S. Canardac.....		Toronto.....		



F

COMPANIES NOT WITHIN

A, B, C, D, and E



F

COMMERCE MUTUAL FIRE INSURANCE COMPANY*

HEAD OFFICE, STE. HYACINTHE, QUE.

Officers.—President, F. H. Daigneault; Vice-President, J. E. Phaneuf; Secretary, T. A. St. Germain; General Manager, T. A. St. Germain; Assistant General Manager, J. A. Allary; Treasurer, T. A. St. Germain.

Directors.—F. H. Daigneault, J. E. Phaneuf, Hon. Jacob Nicol, Hon. Alfred Leduc, Rene Marin, Irene Auclair, Ovila Demers, J. E. Boulais, T. A. St. Germain.

Date of Incorporation.—April 14, 1927. *Date commenced business in Canada.*—August 20, 1928.

	PREMIUMS WRITTEN—CLAIMS INCURRED
Capital stock paid in cash.....	\$103,000
Total assets.....	1,131,360
Total liabilities.....	77,792
Surplus protection of policyholders	1,053,568
	Premiums—Ontario (net)..... \$18,045
	Premiums—Total business (net)..... 241,247
	Claims—Ontario (net)..... 6,882
	Claims—Total business (net)..... 106,688

MUTUAL LIFE ASSURANCE COMPANY OF CANADA*

HEAD OFFICE, WATERLOO, ONT.

Officers.—President, R. O. McCulloch, Galt; Vice-President, L. L. Lang, Kitchener; General Manager, W. H. Somerville, Waterloo.

Directors.—R. O. McCulloch, Galt; L. L. Lang, Kitchener; L. J. Breithaupt, Kitchener; W. G. Watson, Toronto; Major-General Hon. S. C. Mewburn, K.C., Hamilton; Glyn Osler, K.C., Toronto; W. J. Blake Wilson, Vancouver; Isaac Pitblado, Winnipeg; Hon. J. Fred Fraser, Halifax, N.S.; E. J. Long, K.C., Toronto; T. A. Russell, Toronto; C. M. Bowman, Southampton; Hume Cronyn, London; Hon. J. E. Perrault, K.C., Arthabaska, Que.; C. F. Sise, Montreal.

Date of Incorporation.—1867. *Date commenced business in Canada.*—1870.

	PREMIUMS WRITTEN—CLAIMS INCURRED
Total assets.....	\$125,848,129
Ontario business in force (gross)...	245,769,435
Total business in force (gross)....	513,379,937
	Premiums—Ontario (net)..... \$8,615,872
	Premiums—Total business (net).... 19,615,230
	Death Claims—Ontario (net)..... 1,475,361
	Death Claims—Total business (net) 3,253,599

NORTH AMERICAN LIFE ASSURANCE COMPANY*

HEAD OFFICE, TORONTO, ONT.

Officers.—President, T. Bradshaw; Vice-President, C. W. I. Woodland; Secretary, W. G. Gallow; General Manager, D. E. Kilgour.

Directors.—C. L. Burton, F. S. Corrigan, Hon. G. S. Henry, A. C. McMaster, A. J. Mitchell, F. A. Rolph, all of Toronto, Ont.; Hon. L. A. Taschereau, Quebec, P.Q.; G. H. A. Montgomery, Montreal, Que.

Date of Incorporation.—May 15th, 1879. *Date commenced business in Canada.*—January 10, 1881.

	PREMIUMS WRITTEN—CLAIMS INCURRED
Assets in Canada.....	\$46,855,331
Ontario business in force (gross)...	60,573,359
Canadian business in force (gross)...	196,564,668
	Premiums—Ontario (net)..... \$1,895,128
	Premiums—Canada (net)..... 6,976,874
	Claims—Ontario (net)..... 387,245
	Claims—Canada (net)..... 1,255,880

THE STANSTEAD AND SHERBROOKE FIRE INSURANCE COMPANY

STOCK MUTUAL

HEAD OFFICE, SHERBROOKE, QUE.

Incorporated.—September 1, 1835. *Commenced business.*—September 1, 1835. *In the Province.*—January 1, 1928.

Officers (as at date of filing statement).—President, Hon. Jacob Nicol; Vice-President, Chas. B. Howard, M.P.; Secretary-Treasurer, J. G. Armitage.

Directors (as at date of filing statement).—Amedee Caron, Rimouski, Que.; A. E. Curtis, Stanstead, Que.; C. B. Howard, M.P., Sherbrooke, Que.; Walter G. Hunt, Montreal, Que.; F. W. McCrea, Sherbrooke, Que.; N. R. Mitchell, Granby, Que.; Hon. J. Nicol, Sherbrooke, Que.; F. J. Southwood, Sherbrooke, Que.; T. A. St. Germain, St. Hyacinthe, Que.

Auditors.—J. H. Bryce, C.P.A.

*See note on page 1.

Statement for the Year Ending 31st December, 1931

Capital Stock

Amount of capital stock authorized, \$200,000.	Amount	Amount
Number of shares, 2,000. Par value, \$100.	subscribed for	paid in cash
Capital stock at beginning of year.....	\$200,000 00	\$143,000 00
Capital stock at end of year.....	\$200,000 00	\$143,000 00

Premium on Capital Stock

Total amount paid to December 31, 1931.....	Nil.
---	------

Assets

Book value of real estate, office premises.....		\$28,994 06
Mortgage loans on real estate, first mortgages.....		254,400 00
Book value of bonds, debentures and debenture stocks owned.....		555,006 14
Cash on hand and in banks:		
On hand at head office.....	\$1,798 63	
In chartered banks of Canada in Canada.....	24,923 01	26,721 64
Interest due, \$2,897.92; accrued, \$12,215.50.....	\$15,113 42	
Rents accrued.....	83 37	15,196 79
Agents' balances and premiums uncollected, written on or after October 1, 1931.....		41,123 83
Amount due from reinsurance on losses already paid.....		218 91
All other assets.....		1,540 17
Gross Assets of the Company.....		\$923,201 54
Deficiency of market under book value of securities.....		45,311 58
Total Admitted Assets of Company.....		\$877,889 96

Liabilities

Total provision for unpaid claims.....	In the Province	Elsewhere	Total Liabilities
Total net reserve, \$178,979.16, carried out at 100% thereof.....	\$3,135 65	\$1,518 22	\$4,653 87
	49,516 59	129,462 57	178,979 16
Total of all liabilities except capital stock.....			183,633 03
Capital stock paid in cash.....		\$143,000 00	
Surplus in Profit and Loss Account.....		551,256 93	
Excess of assets over liabilities.....			694,256 93
Total Liabilities.....			\$877,889 96

Profit and Loss Account

Net premiums written.....	In the Province	Elsewhere	All Business
Reserve of unearned premiums (100 per cent.):	\$79,009 01	\$160,407 25	\$239,416 26
At beginning of year.....	\$53,119 15	\$127,256 44	\$180,375 59
At end of year.....	49,516 59	129,462 57	178,979 16
Increase or decrease.....	\$3,602 56	\$2,206 13	\$1,396 43
Net premiums earned.....	\$82,611 57	\$158,201 12	\$240,812 69
Net losses and claims incurred.....	\$49,674 95	\$90,588 54	\$140,263 49
Net adjustment expenses.....	792 55	3,147 42	3,939 97
Commissions.....	20,767 69	15,007 52	35,775 21
Taxes.....	707 77	6,265 93	6,973 70
Salaries, fees and travelling expenses.....		26,675 07	26,675 07
All other expenses.....			11,618 12
Underwriting profit.....			\$15,567 13

Profit and Loss Account—Continued

Other revenue:			
Interest earned.....		\$38,428 88	
Rents earned.....		600 13	
Income on exchange.....		486 59	
			\$39,515 60
Other expenditure:			
Decrease in market value of investments.....		\$25,151 68	
Loss on sale of investments.....		3,900 00	
			\$29,051 68
Net Profit for the Year.....			\$26,031 05

Surplus for Protection of Policyholders

Surplus of assets over liabilities (except capital stock) at beginning of year	\$683,544 66
Net profit brought down	26,031 05
	\$709,575 71
Increase in disallowed assets	\$1,018 78
Dividends declared	14,300 00
	15,318 78
Surplus of assets over liabilities (except capital stock) at end of year	\$694,256 93

Summary of Risks—Fire

	In Ontario	Elsewhere	Total
Gross in Force, December 31, 1930	\$14,826,464 00	\$31,650,942 00	\$46,477,406 00
Taken in 1931, including renewed	12,766,867 77	28,439,649 30	41,206,517 07
Total	\$27,593,331 77	\$60,090,591 30	\$87,683,923 07
Ceased in 1931	12,937,148 33	26,667,143 98	39,604,292 31
Gross in force, December 31, 1931	\$14,656,183 44	\$33,423,447 32	\$48,079,630 76
Reinsurance in force, December 31, 1931	3,968,981 77	13,112,286 35	17,081,268 12
Net in Force, December 31, 1931	\$10,687,201 67	\$20,311,160 97	\$30,998,362 64

Exhibit of Premiums

Class of Insurance	Gross in Force, Dec. 31, 1930	Taken in 1931, including renewed	Ceased in 1931	Gross in Force, Dec. 31, 1931	Reinsurance in Force, Dec. 31, 1931	Net in Force, Dec. 31, 1931
Fire:						
In Ontario	\$130,321 26	\$119,771 57	\$123,512 48	\$126,580 35	\$30,841 94	\$95,738 41
Elsewhere	390,410 74	318,126 13	303,918 98	404,617 89	149,441 84	255,176 05
Total	\$520,732 00	\$437,897 70	\$427,431 46	\$531,198 24	\$180,283 78	\$350,914 46

Schedule "D"

Bonds and Debentures Owned by the Company

	Par Value	Book Value
Abitibi Power & Paper Co., 5%, 1953	\$20,000 00	\$17,600 00
Abitibi Power & Paper Co., 5%, 1953	11,000 00	9,432 50
Acadia Apartments, 6½%, 1939	10,000 00	9,650 00
Anticosti Corporation, 6½%, 1941	11,000 00	11,000 00
Canadian National Railway, 4¾%, 1955	35,000 00	34,475 00
Canadian Pacific Railway, Registered Note Certificate, 4¾%, 1944	11,000 00	10,147 50
Chomedy Apartments Limited, 6%, 1950	6,000 00	6,000 00
Debenture & Securities Corp., 4%, 1936	2,500 00	2,000 00
Village of Delorimier, 5%, 1948	10,000 00	10,000 00
Village of Delorimier, 5%, 1948	10,000 00	10,000 00
Detroit International Bridge, 6½%, 1952	17,000 00	14,705 00
Dominion of Canada Refunding Loan, 4¾%, 1944	1,000 00	970 00
Dominion of Canada, 4%, 1960	10,000 00	9,400 00
Donnacona Paper Company, 5½%, 1948	10,000 00	9,900 00
Donnacona Paper Company, 5½%, 1948	10,000 00	9,900 00
City of Fort William, 5%, 1933	5,000 00	4,909 50
City of Fort William, 5%, 1933	4,000 00	4,000 00
City of Fort William, 4¾%, 1937	3,000 00	3,000 00
Village of Granby, 4%, 1936	12,000 00	11,034 00
Village of Granby, 4%, 1938	4,000 00	3,316 40
City of Granby, 5%, 1962	12,000 00	12,000 00
City of Granby, 5%, 1959	10,000 00	10,000 00
City of Granby, 5%, 1959	500 00	500 00
Inter-City Baking Co., Limited, 5½%, 1948	25,000 00	25,000 00
Town of Kenora, 6%, 1936	2,000 00	2,000 00
McCrea-Wilson Lumber Co., Ltd., 6%, 1939	20,000 00	20,800 00
McCrea-Wilson Lumber Co., Ltd., 6%, 1939	4,500 00	4,545 00
McCrea-Wilson Lumber Co., Ltd., 6%, 1939	3,000 00	2,550 00
Town of Maisonneuve, 4½%, 1949	8,000 00	7,560 00
City of Maisonneuve, 4½%, 1941	2,000 00	2,039 75
Mayor Building Limited, 6½%, 1942	10,000 00	10,050 00
Mayor Building Limited, 6½%, 1942	10,000 00	10,100 00
Town of East Montreal, 6%, 1955	4,000 00	4,000 00
City of Montreal, 4½%, 1966	17,000 00	16,304 70
Montreal Tramways Company, 5%, 1941	50,000 00	47,625 00
Montreal Tramways Company, 5%, 1955	24,000 00	21,150 00
Montreal Tramways Company, 5%, 1941	1,000 00	910 00
Province of Ontario, 6%, 1943	12,000 00	11,856 00
Province of Ontario, 6%, 1943	1,000 00	1,000 00
Province of Ontario, 6%, 1943	500 00	500 00
Quebec Apartments Limited, 6½%, 1940	23,000 00	21,850 00
Province of Quebec, 4½%, 1956	5,000 00	4,880 50
Quinte & Trente Valley Power Co., Ltd., 6%, 1955	15,000 00	15,000 00
Railway Exchange Building, 6½%, 1942	25,000 00	24,375 00
Cote St. Antoine, 4%, 1934	1,000 00	1,000 00
St. Francois de Sales Corporation, 5%, Instalments	191 59	191 59

Schedule "D"—Continued

Bonds and Debentures Owned by the Company

	Par Value	Book Value
City of St. Lambert, 5½%, 1952.....	\$15,000 00	\$15,000 00
Town of Shawinigan Falls, 4½%, 1947.....	1,000 00	792 40
Sherbrooke Trust Co., 5%, 1933.....	20,000 00	20,000 00
Sherbrooke Trust Co., 5%, 1932.....	10,000 00	10,000 00
Sherbrooke Trust Co., 5%, 1937.....	10,000 00	10,000 00
Sherbrooke Trust Co., 5%, 1937.....	10,000 00	9,900 00
Sherbrooke St. Realty Corporation, 6½%, 1940.....	5,000 00	4,975 00
Sherbrooke St. Realty Corporation, 6½%, 1940.....	4,000 00	4,219 20
District of South Vancouver, 5%, 1959.....	5,000 00	4,802 50
City of Strathcona, 4½%, 1939.....	5,000 00	4,149 00
City of Three Rivers, 4%, 1946.....	1,000 00	920 60
City of Verdun, 5%, 1943.....	1,000 00	1,020 00
Windsor Hotel Limited, 6%, 1947.....	1,000 00	1,020 00
	<u>\$575,191 59</u>	<u>\$555,006 14</u>

G

RECIPROCAL OR INTER-INSURANCE
EXCHANGES



G

AFFILIATED UNDERWRITERS

PRINCIPAL OFFICE, ONE PARK AVE., NEW YORK, N. Y.

Attorney-in-Fact.—Ernest W. Brown, Inc.

Ontario Representative.—V. W. Gerrish, Royal Bank Bldg., Toronto, Ont.

Date of Organization.—1922. *Date of initial Ontario license.*—June, 1926.

Statement for Year Ending 31st December, 1931

Ledger Assets		
Book value of bonds and debentures.....		\$759,668 71
Cash on hand.....	\$215 74	
Cash in banks and other depositories.....	109,543 20	109,758 94
Premium deposits in course of collection:		
Written on or subsequent to October 1st, 1931.....	\$43,139 03	
Written prior to October 1st, 1931.....	4,531 42	47,670 45
Other ledger assets, cash advanced to inspectors.....		1,928 82
Total Ledger Assets		\$919,026 92
Non-Ledger Assets		
Interest, accrued.....		\$11,073 36
Excess of market over book value of securities.....		75,971 29
Total Non-Ledger Assets		\$87,044 65
Gross Assets		\$1,006,071 57
<i>Deduct Assets Not Admitted:</i>		
Premium deposits (business written prior to October 1st).....	\$4,531 42	
Other assets not admitted, cash advance to inspectors.....	1,928 82	6,460 24
Total Admitted Assets		\$999,611 33
Liabilities		
Net provision for unpaid losses and claims.....		\$7,547 92
Gross premium deposits (less reinsurance and authorized deductions) received and receivable on all unexpired risks.....	\$594,269 07	
Unearned premium deposits.....		288,926 81
Administration expense.....		7,451 27
Taxes due and accrued.....		6,000 00
Other liabilities:		
Subscribers' accounts in adjustment.....		4,541 51
Dividends remaining unpaid to subscribers.....		46,924 67
Total Liabilities		\$361,392 18
Surplus of admitted assets over all liabilities.....		638,219 15
Total		\$999,611 33
Income and Expenditure		
Gross premium deposits written.....	In the Province \$24,027 73	All Business \$494,328 06
Deduct:		
Reinsurance.....	Nil	20,545 71
Return premium deposits on cancelled business.....	4,264 59	128,377 05
Net premium deposits written.....	\$19,763 14	\$345,405 30
Reserve of unearned premium deposits:		
At beginning of year.....	\$4,652 43	\$359,403 83
At end of year.....	16,798 67	288,926 81
Decrease.....	\$12,146 24	\$70,477 02
Net premium deposits earned.....	\$7,616 90	\$415,882 32
Net losses incurred.....	35,229 68	290,233 26
Administration and other expenses:		
Administration.....	\$58,069 29	
Advisory committee.....	3,545 39	
Taxes and licenses.....	11,652 82	
Association fees, etc.....	7,789 50	81,057 00
Net underwriting profit or savings for subscribers.....		\$44,592 06

Subscribers' Surplus

(Limit: 5 times Annual Premium Deposits)

Amount held to credit of subscribers' savings or surplus accounts not including premium deposits on unexpired risks—January 1st, 1931.....		\$663,649 00
Amount saved from premium deposits for subscribers on risks expired during the year.....	\$44,592 06	
Income from interest and dividends.....	37,583 37	
Profit on sale or maturity of bonds and stocks.....	6,377 00	
Decrease by adjustment of bonds and stocks.....	Debit 76,722 02	
Increase of market value over book value of bonds.....	76,077 97	
		<u>87,908 38</u>
		<u>\$751,557 38</u>
Deduct:		
Amount transferred to special surplus or reserve funds to be retained to the credit of subscribers.....		<u>106,877 99</u>
Amount held to the credit of subscribers' savings or surplus accounts not including premium deposits on unexpired risks, December 31st, 1931.....		<u><u>\$644,679 39</u></u>

Summary of Subscribers' Surplus

Amount held to the credit of subscribers' surplus.....	\$644,679 39
Deduct assets not admitted.....	6,460 24
Surplus of admitted assets over all liabilities.....	<u><u>\$638,219 15</u></u>

Risks and Premium Deposits

	IN THE PROVINCE		ALL BUSINESS	
	Risks	Gross Premium Deposits	Risks	Gross Premium Deposits
Gross in force, Dec. 31st, 1930.....	Nil	Nil	\$100,482,494	\$665,978 57
Written or renewed during year.....	\$4,879,545	\$24,027 73	84,013,258	494,328 06
Total.....	Nil	Nil	\$184,495,752	\$1,160,306 63
Deduct expired and marked off as terminated.....	Nil	Nil	93,782,088	566,037 56
Net in force, Dec. 31st, 1931.....	<u>Nil</u>	<u>Nil</u>	<u>\$90,713,664</u>	<u>\$594,269 07</u>

Miscellaneous

To what extent is the liability of the subscriber limited?

ANSWER.—One and one-half times their annual premium on a single risk, ten times such premium in a conflagration.

To what extent are savings withheld from subscribers before all current savings are repaid?

ANSWER.—Seventy-five per cent. of current savings retained until reserve is fully accumulated.

What is the largest gross aggregate amount insured in any one hazard?

ANSWER.—\$75,000.

What is the largest net aggregate amount insured in any one hazard?

ANSWER.—\$75,000.

Give classes of insurance written: Fire, Lightning, Sprinkler Leakage, Windstorm and Aircraft.

Losses

	In the Province	All Business
Gross claims paid during year.....	\$34,856 45	\$279,645 57
Expenses of adjustment and settlement of losses.....	373 23	5,267 36
Total.....	\$35,229 68	\$284,912 93
Less reinsurance on losses paid during year.....	Nil	Nil
Net losses paid.....	\$35,229 68	\$284,912 93
Deduct net claims outstanding at beginning of year.....	Nil	2,227 59
Add net claims outstanding at end of year.....	Nil	7,547 92
Net losses incurred.....	<u>\$35,229 68</u>	<u>\$290,233 26</u>

Provincial Net Premium Deposits and Losses

Net premium deposits written in the Province.....	\$19,763 14
Net losses paid in the Province.....	35,229 68
Percentage.....	178.25
Net premium deposits earned in the Province.....	\$7,616 90
Net losses incurred in the Province.....	35,229 68
Percentage.....	462.51

AMERICAN EXCHANGE UNDERWRITERS

PRINCIPAL OFFICE, 123 WILLIAM ST., NEW YORK, N. Y.

Attorney-in-Fact.—Weed & Kennedy.

Ontario Representative.—Kenneth B. MacLaren, Confederation Life Building, Toronto.

Date of Organization.—1892. *Date of initial Ontario license.*—January 1, 1925.

Statement for Year Ending 31st December, 1931

Ledger Assets

Book value of bonds and debentures.....		\$1,881,571	93
Cash in banks and other depositories.....		159,516	36
Premium deposits in course of collection:			
Written on or subsequent to October 1st, 1931.....	\$14,733	40	
Written prior to October 1st, 1931.....	2,078	98	
		16,812	38
Total Ledger Assets.....		\$2,057,900	67

Non-Ledger Assets

Interest accrued.....		\$25,058	62
Total Non-Ledger Assets.....		\$25,058	62
Gross Assets.....		\$2,082,959	29
<i>Deduct Assets Not Admitted:</i>			
Premium deposits (business prior to October 1st).....	\$2,078	98	
Deficiency of market under book value of securities.....	354,771	93	
		\$356,850	91
Total Admitted Assets.....		\$1,726,108	38

Liabilities

Net provisions for unpaid losses and claims.....		\$10,500	00
Gross premium deposits (less reinsurance and authorized deductions) received and receivable on all unexpired risks.....	\$436,716	38	
Unearned premium deposits.....		234,710	46
Administration expense.....		4,185	78
Taxes due and accrued.....		2,000	00
Subscribers' earnings payable.....		230,982	37
Reserve for contingencies.....		51,453	40
Total Liabilities.....		\$533,832	01
Surplus of admitted assets over all liabilities.....		1,192,276	37
Total.....		\$1,726,108	38

Income and Expenditure

	In the Province	All Business
Gross premium deposits written.....	\$2,399	\$338,253
Deduct:		
Reinsurance.....	Nil	28,644
Return premium deposits on cancelled business.....	850	73,748
Net premium deposits written.....	\$2,549	\$235,860
Reserve of unearned premium deposits:		
At beginning of year.....	\$3,329	\$263,974
At end of year.....	2,446	234,710
Decrease.....	\$883	\$29,263
Net premium deposits earned.....	\$3,432	\$265,124
Net losses incurred.....	Nil	8,544
Administration and other expenses:		
Administration.....	\$43,998	77
Advisory committee.....	900	00
Taxes and licenses.....	1,435	18
Association fees, etc.....	796	02
Audit.....	500	00
Miscellaneous.....	246	18
Salary, Canadian agent.....	600	00
Bond collection charges.....	1,812	28
		50,288
Net underwriting profit or savings for subscribers.....		\$206,291

Subscribers' Surplus*

(Limit: 5 times Annual Premium Deposits)

Amount held to credit of subscribers' savings or surplus accounts not including premium deposits on unexpired risks, January 1st, 1931.....		\$1,406,430 75
Amount saved from premium deposits for subscribers on risks expired during the year.....	\$206,291 45	
Income from interest and dividends.....	91,994 25	
Profit on sale or maturity of bonds and stocks.....	17,097 82	
Additional profits accumulated to the credit of subscribers.....		315,383 52
Amount transferred from any special surplus or reserve funds formerly held to the credit of subscribers:		
Reserve for contingencies.....		212,169 54
Deduct:		\$1,933,983 81
Amount of savings and profits returned to subscribers in cash or applied in payment of current premium deposits due.....		384,856 53
Amount held to the credit of subscribers' savings or surplus accounts not including premium deposits on unexpired risks, December 31st, 1931.....		<u>\$1,549,127 28</u>

Summary of Subscribers' Surplus

Amount held to the credit of subscribers' surplus.....	\$1,549,127 28
Other special surplus or reserve accounts.....
Total.....	<u>\$1,549,127 28</u>
Deduct assets not admitted.....	356,850 91
Surplus of admitted assets over all liabilities.....	<u>1,192,276 37</u>

Risks and Premium Deposits

	IN THE PROVINCE		ALL BUSINESS	
	Risks	Gross Premium Deposits	Risks	Gross Premium Deposits
Gross in force, Dec. 31st, 1930.....	\$984,000	\$4,891 03	\$147,577,860	\$477,961 67
Written or renewed during year.....	901,500	3,399 54	134,830,650	338,253 81
Total.....	\$1,885,500	\$8,290 57	\$282,408,510	\$816,215 48
Deduct expired and marked off as terminated.....	1,234,500	4,986 39	145,209,310	375,934 95
Gross in force, Dec. 31st, 1931.....	\$651,000	\$3,304 18	\$137,199,200	\$440,280 53
Deduct:				
Reinsured and authorized deductions	Nil	Nil	852,380	3,564 15
Net in force, Dec. 31st, 1931.....	<u>\$651,000</u>	<u>\$3,304 18</u>	<u>\$136,346,820</u>	<u>\$436,716 38</u>

Miscellaneous

To what extent is the liability of the subscriber limited?

ANSWER.—Ten times one annual premium.

To what extent are savings withheld from subscribers before all current savings are repaid?

ANSWER.—Five times one annual premium.

What is the largest gross aggregate amount insured in any one hazard?

ANSWER.—\$500,000.

What is the largest net aggregate amount insured in any one hazard?

ANSWER.—\$250,000.

Give classes of insurance written: Fire, Sprinkler Leakage, Tornado.

	Losses	In the Province	All Business
Gross claims paid during year.....		Nil	\$8,386 73
Expenses of adjustment and settlement of losses.....		Nil	443 18
Total.....		Nil	\$8,829 91
Less reinsurance on losses paid during year.....		Nil	285 30
Net losses paid.....		Nil	\$8,544 61
Deduct net claims outstanding at beginning of year.....		Nil	10,500 00
Add net claims outstanding at end of year.....		Nil	10,500 00
Net losses incurred.....		Nil	<u>\$8,544 61</u>

Provincial Net Premium Deposits and Losses

Net premium deposits written in the Province.....	\$2,549 25
Net losses paid in the Province.....	Nil
Percentage.....	Nil
Net premium deposits earned in the Province.....	\$3,432 25
Net losses incurred in the Province.....	Nil
Percentage.....	Nil

*This reserve is an undivided Surplus Account in which withdrawing subscribers do not share. In this respect, this exchange is not operating as a reciprocal.

CANNERS' EXCHANGE SUBSCRIBERS AT WARNER INTER-INSURANCE BUREAU

PRINCIPAL OFFICE, CHICAGO, ILL.

Attorney-in-Fact.—Lansing B. Warner, Inc.

Ontario Representative.—W. E. Sommerville, Toronto, Ont.

Date of Organization.—1907. *Date of initial Ontario license.*—October 12, 1927.

Statement for Year Ending 31st December, 1931

Ledger Assets

Book value of bonds and debentures, U.S. Government Securities.....		\$2,172,750 00
Cash in banks and other depositories.....		498,270 06
Expense and Guarantee Fund deposits in course of collection on policies, dated subsequent to October 1st, 1931.....	\$104,541 18	
Expense and Guarantee Fund deposits in course of collection on policies, dated October 1st, 1931.....	54,601 71	
		<u>159,142 89</u>
Total Ledger Assets.....		<u>\$2,830,162 95</u>

Non-Ledger Assets

Interest accrued on U.S. Government Securities.....		\$15,960 16
Reinsurance recoverable on paid losses.....		38,628 04
		<u>\$54,588 20</u>
Total Non-Ledger Assets.....		\$54,588 20
Gross Assets.....		<u>\$2,884,751 15</u>
<i>Deduct Assets Not Admitted:</i>		
Expenses and Guarantee Fund deposits on policies, dated prior to October 1st.....	\$54,601 71	
Deficiency of market under book value of securities.....	50,612 50	
		<u>105,214 21</u>
Total Admitted Assets.....		<u>\$2,779,536 94</u>

Liabilities

Net provision for unpaid losses and claims.....		\$2,950 00
Expense and Guarantee Fund gross deposits (less reinsurance and authorized deductions) received and receivable on all unexpired risks.....	\$1,241,976 84	
Unearned Expense and Guarantee Fund deposits.....		\$620,988 42
Return Expense and Guarantee Fund deposits on reinsurance.....		4,227 88
Other liabilities, reserve for State taxes.....		16,003 48
		<u>\$644,169 78</u>
Total Liabilities.....		\$644,169 78
Surplus of admitted assets over all liabilities.....		<u>2,135,367 16</u>
Total.....		<u>\$2,779,536 94</u>

Income and Expenditure

	In the Province	All Business
Gross Expense and Guarantee Fund deposits written.....	\$13,271 00	\$2,315,133 24
Deduct:		
Reinsurance.....	Nil	43,709 96
Return Expense and Guarantee Fund deposits on cancelled business.....	\$3,167 64	783,643 17
Net Expense and Guarantee Fund deposits written.....	<u>\$10,103 36</u>	<u>\$1,487,780 11</u>
Reserve of unearned Expense and Guarantee Fund deposits:		
At beginning of year.....	\$3,876 13	\$688,853 78
At end of year.....	4,217 14	620,988 42
Increase and decrease.....	<u>\$341 01</u>	<u>\$67,865 36</u>
Net Expense and Guarantee Fund deposits earned.....	\$9,762 35	\$1,555,645 47
Net losses incurred.....	Nil	571,201 67
Administration and other expenses:		
Administration.....	\$366,500 87	
Advisory committee.....	2,540 43	
Legal.....	11,899 40	
Taxes and licenses.....	16,194 99	
Audit expense.....	1,284 53	
Rating Bureau expense.....	12,618 13	
Exchange on subscribers' cheques.....	902 31	
		<u>411,940 66</u>
Net underwriting savings for subscribers.....		<u>\$572,503 14</u>

Subscribers' Surplus

Amount held to credit of subscribers' savings or surplus accounts not including Expense and Guarantee Fund deposits on unexpired risks, January 1st, 1931..		\$1,225,251 51
Amount saved from Expense and Guarantee Fund deposits for subscribers on risks expired during the year.....	\$572,503 14	
Income from interest and dividends.....	87,896 34	
Decrease by adjustment of bonds and stocks.....	Debit 4,703 13	
Decrease of market value over book value of bonds.....	Debit 93,010 93	
Additional profits accumulated to the credit of subscribers.....		\$562,685 42
		<u>\$1,787,936 93</u>
Deduct:		
Amount of savings and profits returned to subscribers in cash or applied in payment of Current Expense and Guarantee Fund deposits due.....		745,822 79
Amount transferred to any special surplus or reserve funds to be retained to the credit of subscribers:		
Surplus reserve.....	\$183,470 85	
Interest on surplus reserve.....	34,894 87	
		<u>218,365 72</u>
Amount held to the credit of subscribers' savings or surplus accounts not including Expense and Guarantee Fund deposits on unexpired risks, December 31st, 1931.....		<u><u>\$823,748 42</u></u>

Summary of Subscribers' Surplus, Surplus Reserve and Reserve Fund

Amount held to the credit of subscribers' surplus.....	\$823,748 42
Other special surplus or reserve accounts as per detailed schedules attached.....	1,416,832 95
Total.....	<u>\$2,240,581 37</u>
Deduct assets not admitted.....	105,214 21
Surplus of admitted assets over all liabilities.....	<u><u>\$2,135,367 16</u></u>

Subscribers' Surplus Reserve Fund

Amount held to credit of subscribers' surplus reserve fund accounts as of January 1st, 1931.....		\$912,396 09
Add:		
Amount transferred from surplus.....	\$183,470 85	
Interest on surplus reserve.....	34,894 87	
		<u>218,365 72</u>
Total.....		<u>\$1,130,761 81</u>
Deduct:		
Amount of surplus reserve returned to subscribers.....		107,628 86
Amount held to credit of subscribers' surplus reserve accounts as of December 31st, 1931.....		<u><u>\$1,023,132 95</u></u>

Subscribers' Reserve Fund

Amount held to credit of subscribers' reserve fund accounts as of January 1st, 1931		\$397,539 00
Add:		
Amount received from subscribers.....		39,490 90
		<u>\$437,029 90</u>
Deduct:		
Amount of reserve fund returned to subscribers.....		43,329 90
Amount held to credit of subscribers' reserve fund accounts as of December 31st, 1931.....		<u><u>\$393,700 00</u></u>

Risks and Expense and Guarantee Deposits

	IN THE PROVINCE		ALL INSURANCE	
	Risks	Gross Expense and Guarantee Fund Deposits	Risks	Gross Expense and Guarantee Fund Deposits
Gross in force, Dec. 31st, 1930.....	Nil	Nil	\$167,135,229	\$1,722,134 44
Written or renewed during year.....	\$491,368	\$3,167 64	233,577,090	2,315,133 24
Total.....	\$491,368	\$3,167 64	\$400,712,319	\$4,037,267 68
Deduct expired and marked off as terminated.....	Nil	Nil	242,996,950	2,484,796 62
Gross in force, Dec. 31st, 1931.....	Nil	Nil	\$157,715,369	\$1,552,471 06
Deduct:				
Reinsured and authorized deductions	Nil	Nil	Nil	310,494 22
Net in force, December 31st, 1931.....	<u>\$491,368</u>	<u>\$3,167 64</u>	<u>\$157,715,369</u>	<u>\$1,241,976 84</u>

Miscellaneous

To what extent is the liability of the subscriber limited?

ANSWER.—Five times the amount of Reserve Fund.

What is the largest gross aggregate amount insured in any one hazard?

ANSWER.—\$875,000.

What is the largest net aggregate amount insured in any one hazard?

ANSWER.—\$222,000.

Give classes of insurance written: Fire and Lightning.

	Losses	In the Province	All Business
Gross claims paid during year.....	Nil	Nil	\$607,106 64
Expenses of adjustment and settlement of losses.....	Nil	Nil	873 07
Total.....	Nil	Nil	\$607,979 71
Less reinsurance on losses paid during year.....	Nil	Nil	38,628 04
Net losses paid.....	Nil	Nil	\$569,351 67
Add net recoveries outstanding at beginning of year.....	Nil	Nil	1,100 00
Add net claims outstanding at end of year.....	Nil	Nil	2,950 00
Net losses incurred.....	Nil	Nil	\$571,201 67

Provincial Net Premium Deposits and Losses

Net Expense and Guarantee Fund deposits written in the Province.....	\$10,103 36
Net losses paid in the Province.....	Nil
Percentage.....	Nil
Net Expense and Guarantee Fund deposits earned in the Province.....	\$9,762 35
Net losses incurred in the Province.....	Nil
Percentage.....	Nil

DETROIT AUTOMOBILE INTER-INSURANCE EXCHANGE

PRINCIPAL OFFICE, 139 BAGLEY AVE., DETROIT, MICH.

Attorney-in-Fact.—Charles B. Van Dusen, Sidney D. Waldon, Edward N. Hines.

Ontario Representative.—A. J. Lester, 53 King St. West, Toronto, Ont.

Date of Organization.—March, 1922. Date of initial Ontario license.—August 1, 1930.

Statement for Year Ending 31st December, 1931

Ledger Assets		
Book value of bonds and debentures.....		\$3,684,929 45
Cash on hand.....	\$2,000 00	
Cash in banks and other depositories.....	550,193 86	
Cash in suspended banks.....	34,000 00	
Premium deposits in course of collection:		586,193 86
Written on or subsequent to October 1st, 1931.....	\$239,644 37	
Written prior to October 1st, 1931.....	20,445 72	
		260,090 09
Total Ledger Assets.....		\$4,531,213 40
Non-Ledger Assets		
Interest accrued.....		\$35,272 66
Total Non-Ledger Assets.....		\$35,272 66
Gross Assets.....		\$4,566,486 06
<i>Deduct Assets Not Admitted:</i>		
Premium deposits (business written prior to October 1st).....		\$20,445 72
Deficiency of market under book value of securities.....		276,940 08
Deposits in suspended banks, estimated not recoverable.....		34,000 00
Total Admitted Assets.....		\$331,385 80
		4,235,100 26
Liabilities		
Net provision for unpaid losses and claims.....		\$652,407 00
Gross premium deposits (less reinsurance and authorized deductions) received and receivable on all unexpired risks.....	\$2,818,947 94	
Unearned premium deposits.....		1,409,473 97
Total Liabilities.....		\$2,061,880 97
Surplus of admitted assets over all liabilities.....		2,173,219 29
Total.....		\$4,235,100 26

Income and Expenditure		In the Province	All Business
Gross premium deposits written.....		Nil	\$3,400,207 70
Deduct:			
Reinsurance.....		Nil	6,300 58
Return premium deposits on cancelled business.....		Nil	574,959 18
Net premium deposits written.....		Nil	\$2,818,947 94
Reserve of unearned premium deposits:			
At beginning of year.....		Nil	1,626,415 80
At end of year.....		Nil	1,409,473 97
Decrease.....		Nil	\$216,941 83
Net premium deposits earned.....		Nil	\$3,035,889 77
Net losses incurred.....		Nil	1,427,780 45
Administration and other expenses:			
Administration.....	\$684,216 65		
Taxes and licenses.....	100 00		
			684,316 65
Net underwriting profit or savings for subscribers.....			\$923,792 67

Subscribers' Surplus

(Limit: One Annual Premium Deposit)

Amount held to credit of subscribers' savings or surplus accounts, not including premium deposits on unexpired risks, January 1st, 1931.....		\$2,172,350 40
Amount saved from premium deposits for subscribers on risks expired during the year.....	\$923,792 67	
Income from interest and dividends.....	184,764 16	
Profit on sale or maturity of bonds and stocks.....	1,724 63	
Deficiency of market value under book value of bonds..... Debit	276,940 08	
Additional loss accumulated to the credit of subscriber..... Debit	23,725 32	
		\$809,616 06
Deduct:		
Amount of savings and profits returned to subscribers in cash or applied in payment of current premium deposits due.....		\$754,301 45
Amount held to the credit of subscribers' savings or surplus account, not including premium deposits on unexpired risks, December 31st, 1931.....		\$2,227,665 01

Summary of Subscribers' Surplus

Amount held to the credit of subscribers' surplus.....	\$2,227,665 01
Deduct assets not admitted.....	54,445 72
Surplus of admitted assets over all liabilities.....	\$2,173,219 29

Risks and Premium Deposits

	IN THE PROVINCE		ALL BUSINESS	
	Risks	Gross Premium Deposits	Risks	Gross Premium Deposits
Gross in force, Dec. 31st, 1930.....	Nil	Nil	Nil	\$3,098,882 26
Written or renewed during year.....	Nil	Nil	Nil	3,400,207 70
Total.....	Nil	Nil	Nil	\$6,499,089 96
Deduct expired and marked off as terminated.....	Nil	Nil	Nil	3,673,841 44
Gross in force, Dec. 31st, 1931.....	Nil	Nil	Nil	\$2,825,248 52
Deduct:				
Reinsured and authorized deductions	Nil	Nil	Nil	6,300 58
Net in force, Dec. 31st, 1931.....	Nil	Nil	Nil	\$2,818,947 94

Miscellaneous

To what extent is the liability of the subscriber limited?

ANSWER.—An assessment of one additional premium deposit per policy.

To what extent are savings withheld from subscribers before all current savings are repaid?

ANSWER.—None.

What is the largest gross aggregate amount insured in any one hazard?

ANSWER.—\$300,000.

What is the largest net aggregate amount insured in any one hazard?

ANSWER.—\$20,000.

Give classes of insurance written: Automobile, Fire, Theft, Collision, Public Liability, Property Damage and Plate Glass.

Losses

	In the Province	All Business
Gross claims paid during year.....	Nil	\$1,304,198 99
Expenses of adjustment and settlement of losses.....	Nil	175,114 03
Total.....	Nil	\$1,479,313 02
Less reinsurance on losses paid during year.....	Nil	Nil
Net losses paid.....	Nil	\$1,479,313 02
Deduct net claims outstanding at beginning of year.....	Nil	703,939 57
Add net claims outstanding at end of year.....	Nil	652,407 00
Net losses incurred.....	Nil	\$1,427,780 45

Provincial Net Premium Deposits and Losses

Net premium deposits written in the Province.....	Nil
Net losses paid in the Province.....	Nil
Percentage.....	Nil
Net premium deposits earned in the Province.....	Nil
Net losses incurred in the Province.....	Nil
Percentage.....	Nil

EQUITABLE FIRE UNDERWRITERS

PRINCIPAL OFFICE, KANSAS CITY, MO.

Attorney-in-Fact.—Rankin-Benedict Company.

Ontario Representative.—F. W. Wegenast, Bank of Hamilton Building, Toronto.

Date of Organization.—1918. *Date of initial Ontario license.*—April 27, 1922.

Statement for Year Ending 31st December, 1931

Ledger Assets

Cash in banks and other depositories.....		\$215,863 34
Premium deposits in course of collection:		
Written on or subsequent to October 1st, 1931.....	\$25,135 85	
Written prior to October 1st, 1931.....	5,667 89	
		<u>\$30,803 74</u>
Total Ledger Assets.....		\$246,667 08
<i>Deduct Assets Not Admitted:</i>		
Premium deposits (business written prior to October 1st).....		\$5,667 89
Total Admitted Assets.....		\$240,999 19

Liabilities

Net provision for unpaid losses and claims.....		\$11,135 00
Gross premium deposits (less reinsurance and authorized deductions) received and receivable on all unexpired risks.....		<u>52,560 98</u>
Unearned premium deposits.....		7,700 94
Administration expense.....		2,860 25
Return premium deposits on reinsurance.....		<u>\$74,257 17</u>
Surplus of admitted assets over all liabilities.....		166,742 02
Total.....		\$240,999 19

Income and Expenditure

	In the Province	All Business
Gross premium deposits written.....	\$3,243 45	\$270,894 21
Deduct:		
Reinsurance.....	Nil	\$18,949 16
Return premium deposits on cancelled business.....	\$628 23	104,954 25
Net premium deposits written.....	\$2,615 22	\$146,990 80
Reserve of unearned premium deposits:		
At beginning of year.....	\$825 46	\$85,496 23
At end of year.....	934 95	52,560 98
Increase or decrease.....	\$109 49	\$32,935 25
Net premium deposits earned.....	\$2,505 73	\$179,926 05
Net losses incurred.....	7,536 73	120,818 93

Income and Expenditure—Continued

Administration and other expenses:		
Administration.....	\$40,994	76
Advisory committee.....	717	29
Legal.....	3,282	04
Taxes and licenses.....	4,454	27
Exchange.....	51	79
Guaranty contract.....	2,090	58
	<u>\$50,873</u>	<u>44</u>
Net underwriting profit or savings for subscribers.....		<u>\$8,233</u>
		<u>68</u>

Subscribers' Surplus

(Limit: 2 times Annual Premium Deposits)

Amount held to credit of subscribers' savings or surplus accounts not including premium deposits on unexpired risks, January 1st, 1931.....		\$210,955	24
Amount saved from premium deposits for subscribers on risks expired during the year.....	\$8,233	68	
Income from interest and dividends.....	5,328	26	
Additional profits accumulated to credit of subscribers.....		13,561	94
		<u>\$224,517</u>	<u>18</u>
Deduct:			
Amount of savings and profits returned to subscribers in cash or applied in payment of current premium deposits due.....		52,107	27
Amount held to the credit of subscribers' savings or surplus accounts not including premium deposits on unexpired risks, December 31st, 1931.....		<u>\$172,409</u>	<u>91</u>

Summary of Subscribers' Surplus

Amount held to the credit of subscribers' surplus.....	\$172,409	91
Deduct assets not admitted.....	5,667	89
Surplus of admitted assets over all liabilities.....	<u>\$166,742</u>	<u>02</u>

Risks and Premium Deposits

	IN THE PROVINCE		ALL BUSINESS	
	Risks	Gross Premium Deposits	Risks	Gross Premium Deposits
Gross in force, Dec. 31st, 1930.....	\$139,000	\$2,063 65	\$14,540,482	\$213,740 57
Written or renewed during year.....	176,498	3,243 45	18,686,116	270,894 21
Total.....	\$315,498	\$5,307 10	\$33,226,598	\$484,634 78
Deduct expired and marked off as terminated.....	183,508	3,383 15	23,710,215	353,232 32
Gross in force, Dec. 31st, 1931.....	\$131,990	\$1,923 95	\$9,516,383	131,402 46
Deduct:				
Reinsured and authorized deductions..	Nil	384 79	Nil	26,280 49
Net in force, Dec. 31st, 1931.....	<u>\$131,990</u>	<u>\$1,539 16</u>	<u>\$9,516,383</u>	<u>\$105,121 97</u>

Miscellaneous

To what extent is the liability of the subscriber limited?

ANSWER.—One additional annual premium

To what extent are savings withheld from subscribers before all current savings are repaid?

ANSWER.—Until equal to two annual premiums.

What is the largest gross aggregate amount insured in any one hazard?

ANSWER.—\$47,500.

What is the largest net aggregate amount insured in any one hazard?

ANSWER.—\$7,500.

Give classes of insurance written: Fire and Tornado.

Losses

	In the Province	All Business
Gross claims paid during year.....	\$7,509 69	\$146,774 27
Expenses of adjustment and settlement of losses.....	27 04	6,451 64
Total.....	\$7,536 73	\$153,225 91
Less reinsurance on losses paid during year.....	Nil	17,517 59
Net losses paid.....	\$7,536 73	\$135,708 32
Deduct net claims outstanding at beginning of year.....	Nil	26,024 39
Add net claims outstanding at end of year.....	Nil	11,135 00
Net losses incurred.....	<u>\$7,536 73</u>	<u>\$120,818 93</u>

Provincial Net Premium Deposits and Losses

Net premium deposits written in the Province.....	\$2,615 22
Net losses paid in the Province.....	7,536 73
Percentage.....	288.19
Net premium deposits earned in the Province.....	\$2,505 73
Net losses incurred in the Province.....	7,536 73
Percentage.....	300.78

FIREPROOF SPRINKLERED UNDERWRITERS

PRINCIPAL OFFICE, NEW YORK, N.Y.

Attorney-in-Fact.—Ernest W. Brown, Inc.

Ontario Representative.—V. W. Gerrish, Royal Bank Building, Toronto, Ont.

Date of Organization.—1925. *Date of initial Ontario license.*—July 21, 1927.

Statement for Year Ending 31st December, 1931

Ledger Assets

Book value of bonds and debentures.....	\$562,107 34
Cash on hand.....	\$91 75
Cash in banks and other depositories.....	18,411 32
	<u>18,503 07</u>
Premium deposits in course of collection:	
Written on or subsequent to October 1st, 1931.....	\$8,894 04
Written prior to October 1st, 1931.....	98 88
	<u>8,992 92</u>
Other ledger assets, cash advanced to inspectors.....	820 30
Total Ledger Assets.....	<u>\$590,423 63</u>

Non-Ledger Assets

Interest, accrued.....	\$7,475 90
Excess of market over book value of securities.....	63,892 66
Total Non-Ledger Assets.....	<u>\$71,368 56</u>
Gross Assets.....	<u>\$661,792 19</u>
<i>Deduct Assets Not Admitted:</i>	
Premium deposits (business written prior to October 1st).....	\$98 88
Cash advanced to inspectors.....	820 30
	<u>\$919 18</u>
Total Admitted Assets.....	<u>\$660,873 01</u>

Liabilities

Net provision for unpaid losses and claims.....	\$686 60
Gross premium deposits (less reinsurance and authorized deductions) received and receivable on all unexpired risks.....	\$229,901 09
Unearned premium deposits.....	104,547 52
Administration expense.....	3,472 63
Taxes due and accrued.....	700 00
Other liabilities:	
Dividends unpaid.....	76,675 81
Total Liabilities.....	<u>\$186,082 56</u>
Surplus of admitted assets over all liabilities.....	474,790 45
Total.....	<u>\$660,873 01</u>

Income and Expenditure

	In the Province	All Business
Gross premium deposits written.....	\$5,801 37	\$134,727 22
Deduct:		
Reinsurance.....	Nil	2,436 66
Return premium deposits on cancelled business.....	516 43	50,749 47
Net premium deposits written.....	<u>\$5,284 94</u>	<u>\$81,541 09</u>
Reserve of unearned premium deposits:		
At beginning of year.....	\$4,652 43	\$159,903 97
At end of year.....	6,764 72	104,547 52
Increase or decrease.....	<u>\$2,112 29</u>	<u>\$55,356 45</u>
Net premium deposits earned.....	\$3,172 65	\$136,897 54
Net losses incurred.....	<u>272 47</u>	<u>12,303 30</u>

Income and Expenditure—Continued

Administration and other expenses:		
Administration.....	\$17,744	18
Advisory committee.....	1,092	78
Legal.....	273	75
Taxes and licenses.....	940	72
Association fees, underwriters boards, etc.....	4,010	53
		<u>\$24,061 96</u>
Net underwriting profit or savings for subscribers.....		<u>\$100,532 28</u>

Subscribers' Surplus

(Limit: 10 times Annual Premium Deposits)

Amount held to credit of subscribers' savings or surplus accounts not including premium deposits on unexpired risks, January 1st, 1931.....		\$444,020	81
Amount saved from premium deposits for subscribers on risks expired during the year.....	\$100,532	28	
Income from interest and dividends.....	26,588	64	
Profits on sale or maturity of bonds and stocks.....	650	49	
Decrease by adjustment of bonds and stocks.....	Debit	45,120	38
Increase in market value of bonds over book value.....		46,643	01
Additional profits accumulated to credit of subscribers.....		<u>\$129,294 04</u>	
			<u>\$573,314 85</u>
Deduct:			
Amounts transferred to any special surplus or reserve funds to be retained to the credit of subscribers:			
Reserve for accounts, 1931.....		97,605	22
Amount held to the credit of subscribers' savings or surplus accounts not including premium deposits on unexpired risks, December 31st, 1931.....		<u>475,709 63</u>	

Summary of Subscribers' Surplus

Amount held to the credit of subscribers' surplus.....	\$475,709	63
Deduct assets not admitted.....	919	18
Surplus of admitted assets over all liabilities.....	<u>\$474,790</u>	<u>45</u>

Risks and Premium Deposits

	IN THE PROVINCE		ALL BUSINESS	
	Risks	Gross Premium Deposits	Risks	Gross Premium Deposits
Gross in force, Dec. 31st, 1930.....	Nil	Nil	\$113,009,102	\$282,706 72
Written or renewed during year.....	\$3,270,882	\$5,801 37	71,498,189	134,727 22
Total.....	\$3,270,882	\$5,801 37	\$184,507,291	\$417,433 94
Deduct expired and marked off as terminated.....			84,908,886	187,532 85
Net in force, Dec. 31st, 1931.....	<u>\$3,270,882</u>	<u>\$5,801 37</u>	<u>\$99,598,405</u>	<u>\$229,901 09</u>

Miscellaneous

To what extent is the liability of the subscriber limited?

ANSWER.—Two and one-half times their annual premium on a single risk; ten times such premium in a conflagration.

To what extent are savings withheld from subscribers before all current savings are repaid?

ANSWER.—Seventy-five per cent. of current savings applied to Reserve until fully accumulated.

What is the largest gross aggregate amount insured in any one hazard?

ANSWER.—\$200,000.

What is the largest net aggregate amount insured in any one hazard?

ANSWER.—\$100,000

Give classes of insurance written: Fire, Lightning, Sprinkler Leakage, Windstorm and Aircraft.

Losses

	In the Province	All Business
Gross claims paid during year.....	\$272 47	\$11,995 73
Expenses of adjustment and settlement of losses.....	Nil	195 28
Net losses paid.....	\$272 47	\$12,191 01
Deduct net claims outstanding at beginning of year.....	Nil	574 31
Add net claims outstanding at end of year.....	Nil	686 60
Net losses incurred.....	<u>\$272 47</u>	<u>\$12,303 30</u>

Provincial Net Premium Deposits and Losses

Net premium deposits written in the Province.....	\$5,284	94
Net losses paid in the Province.....	272	47
Percentage.....	5.16	
Net premium deposits earned in the Province.....	\$3,172	65
Net losses incurred in the Province.....	272	47
Percentage.....	8.59	

INDIVIDUAL UNDERWRITERS

PRINCIPAL OFFICE, NEW YORK, N.Y.

Attorney-in-Fact.—Ernest W. Brown, Inc.

Ontario Representative.—V. W. Gerrish, Royal Bank Building, Toronto, Ont.

Date of Organization.—1881. *Date of initial Ontario license.*—June, 1926.

Statement for Year Ending 31st December, 1931

Ledger Assets

Book value of bonds and debentures.....	\$2,162,306	28
Cash on hand.....	\$78	23
Cash in banks and other depositories.....	178,514	30
Premium deposits in course of collection:		
Written on or subsequent to October 1st, 1931.....	\$42,967	43
Written prior to October 1st, 1931.....	2,630	50
Other ledger assets:		
Cash advanced to inspectors.....		699 46
Total Ledger Assets.....	\$2,387,196	20

Non-Ledger Assets

Interest accrued.....	28,129	60
Excess of market over book value of securities.....	261,973	72
Total Non-Ledger Assets.....	\$290,103	32
Gross Assets.....	\$2,677,299	52

Deduct Assets Not Admitted:

Premium deposits (business written prior to October 1st).....	\$2,630	50
Cash advanced to inspectors.....	699	46
Total Admitted Assets.....	\$2,673,969	56

Liabilities

Net provision for unpaid losses and claims.....	\$6,294	18
Gross premium deposits (less reinsurance and authorized deductions) received and receivable on all unexpired risks.....	\$855,978	32
Unearned premium deposits.....	384,639	11
Administration expense.....	11,363	20
Taxes due and accrued.....	4,000	00
Other liabilities:		
Cash dividends remaining unpaid to subscribers.....	292,401	31
Subscribers' accounts in adjustment.....	4,513	83
Total Liabilities.....	\$703,211	63
Surplus of admitted assets over all liabilities.....	1,970,757	93
Total.....	\$2,673,969	56

Income and Expenditure

	In the Province	All Business
Gross premium deposits written.....	\$42,157	\$628,409 99
Deduct:		
Reinsurance.....	Nil	14,509 37
Return premium deposits on cancelled business.....	7,817 68	164,123 99
Net premium deposits written.....	\$34,339 49	\$449,776 63
Reserve of unearned premium deposits:		
At beginning of year.....	36,829 00	496,598 90
At end of year.....	29,188 57	384,639 11
Increase or decrease.....	\$7,640 43	\$111,959 79
Net premium deposits earned.....	\$41,979 92	\$561,736 42
Net losses incurred.....	779 04	71,079 68

Income and Expenditure—Continued

Administration and other expenses:		
Administration.....	\$170,668	39
Advisory committee.....	5,113	62
Legal.....	2,372	00
Taxes and licenses.....	6,793	10
Association fees, etc.....	11,356	17
		<u>\$196,303 28</u>
Net underwriting profit or savings for subscribers.....		<u>\$294,353 46</u>

Subscribers' Surplus

(Limit: 10 times Annual Premium Deposits)

Amount held to credit of subscribers' savings or surplus accounts not including premium deposits on unexpired risks, January 1st, 1931.....	\$2,106,731	69
Amount saved from premium deposits for subscribers on risks expired during the year.....	\$294,353	46
Income from interest and dividends.....	107,996	96
Profit on sale or maturity of bonds and stocks.....	17,481	37
Decrease by adjustment of bonds and stocks..... Debit	167,394	51
Increase in market value of bonds.....	168,982	46
Additional profits accumulated to the credit of subscribers.....	421,419	74
		<u>\$2,528,151 43</u>
Deduct:		
Amount transferred to any special surplus or reserve funds to be retained to the credit of subscribers.....	554,063	54
Amount held to the credit of subscribers' savings or surplus accounts not including premium deposits on unexpired risks, December 31st, 1930.....	\$1,974,087	89
		<u>\$1,974,087 89</u>

Summary of Subscribers' Surplus

Amount held to the credit of subscribers' surplus.....	\$1,974,087	89
Deduct assets not admitted.....	3,329	96
Surplus of admitted assets over all liabilities.....	\$1,970,757	93

Risks and Premium Deposits

	IN THE PROVINCE		ALL BUSINESS	
	Risks	Gross Premium Deposits	Risks	Gross Premium Deposits
Gross in force, Dec. 31st, 1930.....	Nil	Nil	\$311,368,614	\$977,187 40
Written or renewed during year.....	\$14,175,432	\$42,157 17	245,014,680	628,409 99
Total.....	\$14,175,432	\$42,157 17	\$556,383,294	\$1,605,597 39
Deduct expired and marked off as terminated.....	Nil	Nil	268,875,895	749,619 07
Net in force, Dec. 31st, 1931.....	\$14,175,432	\$42,157 17	\$287,507,399	\$855,978 32

Miscellaneous

To what extent is the liability of the subscriber limited?

ANSWER.—One and one-half times their annual premium on a single risk; ten times such premium in a conflagration.

To what extent are savings withheld from subscribers before all current savings are repaid?

ANSWER.—Seventy-five per cent. of current savings retained until reserve fully accumulated.

What is the largest gross aggregate amount insured in any one hazard?

ANSWER.—\$100,000.

What is the largest net aggregate amount insured in any one hazard?

ANSWER.—\$160,000.

Give classes of insurance written: Fire, Lightning, Sprinkler Leakage, Windstorm and Aircraft.

Losses

	In the Province	All Business
Gross claims paid during year.....	\$859 58	\$66,946 89
Expenses of adjustment and settlement of losses.....	19 46	1,940 99
Net losses paid.....	\$879 04	\$68,887 88
Deduct net claims outstanding at beginning of year.....	100 00	4,102 38
Add net claims outstanding at end of year.....	Nil	6,294 18
Net losses incurred.....	\$779 04	\$71,079 68

Provincial Net Premium Deposits and Losses

Net premium deposits written in the Province.....	\$34,339 49
Net losses paid in the Province.....	879 04
Percentage.....	2.56
Net premium deposits earned in the Province.....	\$41,979 92
Net losses incurred in the Province.....	779 04
Percentage.....	1.85

INTER-INSURERS EXCHANGE

PRINCIPAL OFFICE, KANSAS CITY, MISSOURI

Attorney-in-Fact.—T. H. Mastin Company.

Ontario Representative.—F. W. Wegenast, Bank of Hamilton Building, Toronto.

Date of Organization.—January, 1905. Date of initial Ontario license.—July 1, 1925.

Statement for Year Ending 31st December, 1931

Ledger Assets

Book value of bonds and debentures.....	\$170,322 36
Cash in banks and other depositories.....	34,467 90

Premium deposits in course of collection:		
Written on or subsequent to October 1st, 1931.....	\$3,527 35	
Written prior to October 1st, 1931.....	847 73	
Total Ledger Assets.....		4,375 08
		<u>209,165 34</u>

Non-Ledger Assets

Interest accrued.....	\$2,732 17
Deficiency of market under book value of securities.....	6,172 64

Total Non-Ledger Assets.....	\$8,904 81
------------------------------	------------

Gross Assets.....	<u>\$218,070 15</u>
-------------------	---------------------

Deduct Assets Not Admitted:		
Premium deposits (business written prior to October 1st).....	\$847 73	

Total Admitted Assets.....		<u>\$217,222 42</u>
----------------------------	--	---------------------

Liabilities

Net provision for unpaid losses and claims.....	\$220 00
Gross premium deposits (less reinsurance and authorized deductions) received and receivable on all unexpired risks.....	\$72,852 71

Unearned premium deposits.....	37,229 43
Administration expense.....	110 00
Taxes due and accrued.....	85 00

Total Liabilities.....	<u>\$37,644 43</u>
------------------------	--------------------

Surplus of admitted assets over all liabilities.....	\$179,577 99
--	--------------

Total.....	<u>\$217,222 42</u>
------------	---------------------

Income and Expenditure

Gross premium deposits written.....	In the Province \$720 75	All Business \$54,637 23
-------------------------------------	-----------------------------	--------------------------------

Deduct:		
Reinsurance.....	Nil	Nil
Return premium deposits on cancelled business.....	30 11	20,238 65

Net premium deposits written.....	\$690 64	\$34,398 58
-----------------------------------	----------	-------------

Reserve of unearned premium deposits:		
At beginning of year.....	\$812 22	\$46,521 50
At end of year.....	747 48	37,229 43

Increase or decrease.....	\$64 74	\$9,292 07
---------------------------	---------	------------

Net premium deposits earned.....	\$755 38	\$43,690 65
Net losses incurred.....	Nil	8,947 47

Administration and other expenses:		
Administration.....	\$6,933 85	
Advisory committee.....	214 32	
Legal.....	418 95	
Taxes and licenses.....	927 48	
		8,494 60

Net underwriting profit or savings for subscribers.....		<u>\$26,248 58</u>
---	--	--------------------

Subscribers' Surplus

(Limit: 6 times Annual Premium Deposits)

Amount held to credit of subscribers' savings or surplus accounts not including premium deposits on unexpired risks, January 1st, 1931.....	\$189,478	47
Amount saved from premium deposits for subscribers on risks expired during the year.....	\$26,248	58
Income from interest and dividends.....	8,397	10
Increase of market value over book value of bonds.....	1,702	89
Profit on sale or maturity of bonds and stocks.....	454	31
Additional profits accumulated to the credit of subscribers.....	36,802	88
Special deposits.....	13	67
	<u>\$226,295</u>	<u>02</u>
Deduct:		
Amount of savings and profits returned to subscribers in cash or applied in payment of current premium deposits due.....	45,869	30
Amount held to the credit of subscribers' savings or surplus accounts not including premium deposits on unexpired risks, December 31st, 1931.....	<u>\$180,425</u>	<u>72</u>

Summary of Subscribers' Surplus

Amount held to the credit of subscribers' surplus.....	\$180,425	72
Deduct increase in assets not admitted.....	847	73
Surplus of admitted assets over all liabilities.....	<u>\$179,577</u>	<u>99</u>

Risks and Premium Deposits

	IN THE PROVINCE		ALL BUSINESS	
	Risks	Gross Premium Deposits	Risks	Gross Premium Deposits
Gross in force, Dec. 31st, 1930.....	\$185,000	\$735 75	\$21,158,595	\$92,301 21
Written or renewed during year.....	185,000	720 75	17,732,750	54,637 23
Total.....	<u>\$370,000</u>	<u>\$1,456 50</u>	<u>\$38,891,345</u>	<u>\$146,938 44</u>
Deduct expired and marked off as terminated.....	185,000	800 44	20,592,095	74,085 73
Net in force, Dec. 31st, 1931.....	<u>\$185,000</u>	<u>\$656 06</u>	<u>\$18,299,250</u>	<u>\$72,852 71</u>

Miscellaneous

To what extent is the liability of the subscriber limited?

ANSWER.—Two times his annual premium in a single risk and six times his annual premium in the event a continuous fire destroys several risks.

To what extent are savings withheld from subscribers before all current savings are repaid?

ANSWER.—Six times average annual premium is accumulated as reserve before all current savings are returned.

What is the largest gross aggregate amount insured in any one hazard?

ANSWER.—\$100,000 Fire; \$100,000 Leakage.

What is the largest net aggregate amount insured in any one hazard?

ANSWER.—\$100,000 Fire; \$100,000 Leakage.

Give classes of insurance written: Fire, Sprinkler Leakage and Tornado.

Losses

	In the Province	All Business
Gross claims paid during year.....	Nil	\$9,231 01
Expenses of adjustment and settlement of losses.....	Nil	321 46
Net losses paid.....	Nil	\$9,552 47
Deduct net claims outstanding at beginning of year.....	Nil	825 00
Add net claims outstanding at end of year.....	Nil	220 00
Net losses incurred.....	<u>Nil</u>	<u>\$8,947 47</u>

Provincial Net Premium Deposits and Losses

Net premium deposits written in the Province.....	\$690	64
Net losses paid in the Province.....	Nil	
Percentage.....	Nil	
Net premium deposits earned in the Province.....	755	38
Net losses incurred in the Province.....	Nil	
Percentage.....	Nil	

LUMBERMENS' UNDERWRITING ALLIANCE

PRINCIPAL OFFICE, KANSAS CITY, MISSOURI

Attorney-in-Fact.—U. S. Epperson Underwriting Company.

Ontario Representative.—L. D. Payette, 1612 Toronto Star Building, Toronto, Ont.

Date of Organization.—January 9, 1905. *Date of initial Ontario license.*—July 1, 1925.

Statement for Year Ending 31st December, 1931

Ledger Assets

Book value of bonds and debentures.....		\$1,592,546	31
Cash on hand.....	\$19,170	92	
Cash in banks and other depositories.....	1,123,598	77	
			1,142,769 69
Premium deposits in course of collection:			
Written on or subsequent to October 1st, 1931.....	\$515,637	28	
Written prior to October 1st, 1931.....	107,445	90	
			623,083 18
Total Ledger Assets.....		\$3,358,399	18

Non-Ledger Assets

Interest accrued.....		\$12,139	86
Excess of market over book value of securities.....		30,610	21
Total Non-Ledger Assets.....		\$42,750	07
Gross Assets.....		\$3,401,149	25
<i>Deduct Assets Not Admitted:</i>			
Premium deposits (business written prior to October 1st).....		107,445	90
Total Admitted Assets.....		\$3,293,703	35

Liabilities

Net provision for unpaid losses and claims.....		\$7,005	00
Gross premium deposits (less reinsurance and authorized deductions) received and receivable on all unexpired risks.....			
Unearned premium deposits.....		834,316	86
Administration expense.....		123,952	11
Total Liabilities.....		\$965,273	97
Surplus of admitted assets over all liabilities.....		\$2,328,429	38
Total.....		\$3,293,703	35

Income and Expenditure

	In the Province	All Business
Gross premium deposits written.....	\$150,340 15	\$3,272,004 46
Deduct:		
Reinsurance.....	Nil	359,388 45
Return premium deposits on cancelled business.....	32,233 93	877,226 72
Net premium deposits written.....	\$118,106 22	\$2,035,389 29
Reserve of unearned premium deposits:		
At beginning of year.....	\$59,183 92	\$968,290 95
At end of year.....	43,295 18	834,316 86
Decrease.....	\$15,888 74	\$133,974 09
Net premium deposits earned.....	\$133,994 96	\$2,169,363 38
Net losses incurred.....	\$222,551 22	\$1,200,043 32
Administration and other expenses:		
Administration.....	\$444,140 56	
Advisory committee.....	5,375 00	
Legal.....	41,744 60	
Taxes and licenses.....	39,049 43	
		530,309 59
Net underwriting profit or savings for subscribers.....		\$439,010 47

Subscribers' Surplus

(Limit: 5 times Annual Premium Deposit)

Amount held to credit of subscribers' savings or surplus accounts not including premium deposits on unexpired risks, January 1st, 1931.....		\$2,409,833 97
Amount saved from premium deposits for subscribers on risks expired during the year.....	\$439,010 47	
Income from interest and dividends.....	111,277 66	
Profit on sale or maturity of bonds and stocks.....	24,817 00	
Decrease by adjustment of bonds and stocks.....	Debit 1,307 28	
Decrease of market value under book value of bonds.....	Debit 9,725 84	
Additional profits accumulated to the credit of subscribers.....		564,072 01
		<u>\$2,973,905 98</u>
Deduct:		
Amount of saving and profits returned to subscribers in cash or applied in payment of current premium deposits due.....		538,030 70
Amount held to the credit of subscribers' savings or surplus accounts not including premium deposits on unexpired risks, December 31st, 1931.....		<u><u>\$2,435,875 28</u></u>

Summary of Subscribers' Surplus

Amount held to the credit of subscribers' surplus.....	\$2,435,875 28
Deduct assets not admitted.....	107,445 90
Surplus of admitted assets over all liabilities.....	<u><u>\$2,328,429 38</u></u>

Risks and Premium Deposits

	IN THE PROVINCE		ALL BUSINESS	
	Risks	Gross Premium Deposits	Risks	Gross Premium Deposits
Gross in force, Dec. 31st, 1930.....	\$9,105,218	\$118,367 84	\$215,885,900	\$2,420,727 36
Written or renewed during year.....	9,720,065	150,340 15	280,618,000	3,272,004 46
Total.....	\$18,825,283	\$268,707 99	496,503,900	\$5,692,731 82
Deduct expired and marked off as terminated.....	11,609,419	182,117 63	295,463,400	3,606,939 69
Gross in force, Dec. 31st, 1931.....	\$7,215,864	\$86,590 36	\$201,040,500	\$2,085,792 13
Deduct:				
Reinsured and authorized deductions	Nil	Nil	Nil	417,158 42
Net in force, Dec. 31st, 1931.....	<u>\$7,215,864</u>	<u>\$86,590 36</u>	<u>\$201,040,500</u>	<u>\$1,668,633 71</u>

Miscellaneous

To what extent is the liability of the subscriber limited?

ANSWER.—Not to exceed amount of annual premium deposit on any one risk.

To what extent are savings withheld from subscribers before all current savings are repaid?

ANSWER.—Five times the annual premium.

What is the largest gross aggregate amount insured in any one hazard?

ANSWER.—\$150,000.

What is the largest net aggregate amount insured in any one hazard?

ANSWER.—\$65,000.

Give classes of insurance written: Fire and Tornado.

Losses

	In the Province	All Business
Gross claims paid during year.....	\$221,741 34	\$1,458,981 51
Expenses of adjustment and settlement of losses.....	704 28	15,214 75
Total.....	\$222,445 62	\$1,474,196 26
Less reinsurance on losses paid during year.....	Nil	171,230 09
Net losses paid.....	\$222,445 62	\$1,302,966 17
Deduct net claims outstanding at beginning of year.....	Nil	109,927 85
Add net claims outstanding at end of year.....	105 60	7,005 00
Net losses incurred.....	<u>\$222,551 22</u>	<u>\$1,200,043 32</u>

Provincial Net Premium Deposits and Losses

Net premium deposits written in the Province.....	\$118,106 22
Net losses paid in the Province.....	222,445 62
Percentage.....	188.40
Net premium deposits earned in the Province.....	\$133,994 96
Net losses incurred in the Province.....	222,551 22
Percentage.....	166.00

MANUFACTURING LUMBERMEN'S UNDERWRITERS

PRINCIPAL OFFICE, KANSAS CITY, MISSOURI

Attorney-in-Fact.—Rankin-Benedict Underwriting Company.

Ontario Representative.—A. C. Manbert, 1003 Federal Building, Toronto, Ont.

Date of Organization.—November 1, 1898. *Date of initial Ontario license.*—January 1, 1925.

Statement for Year Ending 31st December, 1931

Ledger Assets

Book value of bonds and debentures.....		\$2,536,697	79
Cash in banks and other depositories.....		612,168	14
Premium deposits in course of collection:			
Written on or subsequent to October 1st, 1931.....	\$414,957	15	
Written prior to October 1st, 1931.....	108,070	34	
		523,027	49
Total Ledger Assets.....		\$3,671,893	42

Non-Ledger Assets

Interest accrued.....		\$25,237	49
Excess of market over book value of securities.....		27,509	86
Total Non-Ledger Assets.....		\$52,747	35
Gross Assets.....		\$3,724,640	77
<i>Deduct Assets Not Admitted:</i>			
Premium deposits (business written prior to October 1st).....	\$108,070	34	
Total Admitted Assets.....		\$3,616,570	43

Liabilities

Net provision for unpaid losses and claims.....		\$21,200	00
Gross premium deposits (less reinsurance and authorized deductions) received and receivable on all unexpired risks.....	\$1,646,079	20	
Unearned premium deposits.....		823,039	60
Administration expense.....		104,605	50
Total Liabilities.....		\$948,845	10
Surplus of admitted assets over all liabilities.....		\$2,667,725	33
Total.....		\$3,616,570	43

Income and Expenditure

	In the Province	All Business
Gross premium deposits written.....	\$90,821 55	\$2,355,082 08
Deduct:		
Reinsurance.....	Nil	250,564 59
Return premium deposits on cancelled business.....	16,112 61	499,830 84
Net premium deposits written.....	\$74,708 94	\$1,604,686 65
Reserve of unearned premium deposits:		
At beginning of year.....	\$35,283 74	\$899,201 73
At end of year.....	38,318 22	823,039 60
Increase.....	\$3,034 48	\$76,162 13
Net premium deposits earned.....	\$71,674 46	\$1,680,848 78
Net losses incurred.....	172,007 78	1,184,903 76
Administration and other expenses:		
Administration.....	\$344,504 82	
Advisory committee.....	5,307 41	
Legal.....	9,120 00	
Taxes and licenses.....	31,322 87	
Exchange.....	113 55	
		390,368 65
Net underwriting profit or savings for subscribers.....		\$105,576 37

Subscribers' Surplus

(Limit: 2 times Annual Premium Deposits)

Amount held to credit of subscribers' savings or surplus accounts not including premium deposits on unexpired risks, January 1st, 1931.....	\$2,849,367 68
Amount saved from premium deposits for subscribers on risks expired during the year.....	\$105,576 37
Income from interest and dividends.....	121,377 74
Decrease by adjustment of bonds and stocks.....	Debit 946 63
Decrease of market over book value of bonds.....	Debit 196 40
Profit on sale or maturity of bonds and stocks.....	2,723 70
Additional profits accumulated to the credit of subscribers.....	228,534 78
	\$3,077,902 46
Amount transferred from any special surplus or reserve funds formerly held to the credit of subscribers:	
National Exchange.....	207,952 44
Deduct:	
Amount of savings and profits returned to subscribers in cash or applied in payment of incurred premium deposits due.....	510,059 23
Amount held to the credit of subscribers' savings or surplus accounts not including premium deposits on unexpired risks, December 31st, 1931.....	<u>\$2,775,795 67</u>

Summary of Subscribers' Surplus

Amount held to the credit of subscribers' surplus.....	\$2,775,795 67
Deduct assets not admitted.....	108,070 34
Surplus of admitted assets over all liabilities.....	<u>\$2,667,725 33</u>

Risks and Premium Deposits

	IN THE PROVINCE		ALL BUSINESS	
	Risks	Gross Premium Deposits	Risks	Gross Premium Deposits
Gross in force, Dec. 31st, 1930.....	\$4,560,275	\$76,974 30	\$142,046,879	\$2,248,004 32
Written or renewed during year.....	5,635,529	90,821 55	157,700,766	2,355,082 08
Total.....	\$10,195,804	\$167,795 85	\$299,747,645	\$4,603,086 40
Deduct expired and marked off as terminated.....	5,585,441	93,758 45	163,056,829	2,545,487 40
Gross in force, Dec. 31st, 1931.....	\$4,610,363	\$74,037 40	\$136,690,816	\$2,057,599 00
Deduct:				
Reinsured and authorized deductions	Nil	\$14,807 48	Nil	\$411,519 80
Net in force, Dec. 31st, 1931.....	<u>\$4,610,363</u>	<u>\$59,229 92</u>	<u>\$136,690,816</u>	<u>\$1,646,079 20</u>

Miscellaneous

To what extent is the liability of the subscriber limited?

ANSWER.—One additional annual premium.

To what extent are savings withheld from subscribers before all current savings are repaid?

ANSWER.—Two annual premiums.

What is the largest aggregate amount insured in any one hazard?

ANSWER.—\$150,000.

What is the largest net aggregate amount insured in any one hazard?

ANSWER.—\$105,000.

Give classes of insurance written: Fire, Tornado.

	Losses	In the Province	All Business
Gross claims paid during year.....		\$171,495 97	\$1,386,637 83
Expenses of adjustment and settlement of losses.....		511 81	11,185 67
Total.....		\$172,007 78	\$1,386,823 50
Less reinsurance on losses paid during year.....		Nil	141,469 74
Net losses paid.....		\$172,007 78	\$1,245,353 76
Deduct net claims outstanding at beginning of year.....		Nil	81,650 00
Add net claims outstanding at end of year.....		Nil	21,200 00
Net losses incurred.....		<u>\$172,007 78</u>	<u>\$1,184,903 76</u>

Provincial Net Premium Deposits and Losses

Net premium deposits written in the Province.....	\$74,708 94
Net losses paid in the Province.....	172,007 78
Percentage.....	230.00
Net premium deposits earned in the Province.....	\$71,674 46
Net losses incurred in the Province.....	172,007 78
Percentage.....	240.00

METROPOLITAN INTER-INSURERS

PRINCIPAL OFFICE, NEW YORK, N.Y.

Attorney-in-Fact.—Ernest W. Brown, Inc.

Ontario Representative.—V. W. Gerrish, Royal Bank Building, Toronto, Ont.

Date of Organization.—1928. *Date of initial Ontario license.*—September 4, 1928.

Statement for Year Ending 31st December, 1931

Ledger Assets

Book value of bonds and debentures.....		\$824,703 16
Cash on hand.....	\$395 80	
Cash in banks and other depositories.....	69,511 23	69,907 03
Premium deposits in course of collection:		
Written on or subsequent to October 1st, 1931.....	\$27,523 33	
Written prior to October 1st, 1931.....	3,697 32	31,220 65
Advances to inspectors.....		3,538 68
Total Ledger Assets.....		\$929,369 52

Non-Ledger Assets

Interest accrued.....		\$10,324 49
Excess of market over book value of securities.....		81,946 84
Total Non-Ledger Assets.....		\$92,271 33
Gross Assets.....		\$1,021,640 85
<i>Deduct Assets Not Admitted:</i>		
Premium deposits (business written prior to October 1st).....	\$3,697 32	
Cash advance to inspectors.....	3,538 68	7,236 00
Total Admitted Assets.....		\$1,014,404 85

Liabilities

Net provision for unpaid losses and claims.....		\$4,397 68
Gross premium deposits (less reinsurance and authorized deductions) received and receivable on all unexpired risks.....	\$470,307 69	
Unearned premium deposits.....		224,272 72
Administration expense.....		6,074 20
Taxes due and accrued.....		2,000 00
Other liabilities:		
Subscribers' accounts in adjustment.....		1,694 41
Cash dividends unpaid to subscribers.....		93,558 23
Total Liabilities.....		\$331,997 24
Surplus of admitted assets over all liabilities.....		\$682,407 61
Total.....		\$1,014,404 85

Income and Expenditure

	In the Province	All Business
Gross premium deposits written.....	\$26,304 10	\$351,663 72
Deduct:		
Reinsurance.....	Nil	9,868 18
Return premium deposits on cancelled business.....	\$3,901 10	93,675 86
Net premium deposits written.....	\$22,403 00	\$248,119 68
Reserve of unearned premium deposits:		
At beginning of year.....	\$17,012 21	\$276,254 08
At end of year.....	20,162 70	224,272 72
Increase or decrease.....	\$3,150 49	\$51,981 36
Net premium deposits earned.....	\$19,252 51	\$300,101 04
Net losses incurred.....	1,929 09	26,096 45
Administration and other expenses:		
Administration.....	\$102,462 94	
Advisory committee.....	2,609 02	
Legal.....	1,308 80	
Taxes and licenses.....	3,353 56	
Association fees, etc.....	6,017 46	115,751 78
Net underwriting profit or savings for subscribers.....		\$158,252 81

Subscribers' Surplus

(Limit: 10 times Annual Premium Deposits)

Amount held to credit of subscribers' savings or surplus accounts not including premium deposits on unexpired risks, January 1st, 1931.....	\$593,012 16
Amount saved from premium deposits for subscribers on risks expired during the year.....	\$158,252 81
Income from interest and dividends.....	38,596 37
Decrease by adjustment of bonds and stocks.....	Debit 64,287 84
Increase of market value over book value of bonds.....	67,343 86
Profit on sale or maturity of bonds and stocks.....	2,145 62
Additional profits accumulated to the credit of subscribers.....	202,050 82
	<u>\$795,062 98</u>
Deduct:	
Amount transferred to special surplus or reserve funds to be retained to the credit of subscribers.....	105,419 37
Amount held to the credit of subscribers' savings or surplus accounts not including premium deposits on unexpired risks, December 31st, 1931.....	<u>\$689,643 61</u>

Summary of Subscribers' Surplus

Amount held to the credit of subscribers' surplus.....	\$689,643 61
Deduct assets not admitted.....	7,236 00
Surplus of admitted assets over all liabilities.....	<u>\$682,407 61</u>

Risks and Premium Deposits

	IN THE PROVINCE		ALL BUSINESS	
	Risks	Gross Premium Deposits	Risks	Gross Premium Deposits
Gross in force, Dec. 31st, 1930.....	Nil	Nil	\$146,510,911	\$514,416 23
Written or renewed during year.....	\$7,801,968	\$26,304 10	115,382,860	351,662 72
Total.....	Nil	Nil	\$261,893,771	\$866,079 95
Deduct expired and marked off as terminated.....	Nil	Nil	122,672,153	395,772 26
Net in force, Dec. 31st, 1931.....	<u>Nil</u>	<u>Nil</u>	<u>\$139,221,618</u>	<u>\$470,307 69</u>

Miscellaneous

To what extent is the liability of the subscriber limited?

ANSWER.—Two and one-half times their annual premium on a single risk; ten times such premium in a conflagration.

To what extent are savings withheld from subscribers before all current savings are repaid?

ANSWER.—Seventy-five per cent. of annual savings retained until reserve is accumulated.

What is the largest gross aggregate amount insured in any one hazard?

ANSWER.—\$300,000.

What is the largest net aggregate amount insured in any one hazard?

ANSWER.—\$120,000.

Give classes of insurance written: Fire, Lightning, Sprinkler Leakage, Windstorm and Aircraft.

Losses

	In the Province	All Business
Gross claims paid during year.....	\$2,144 15	\$22,392 86
Expenses of adjustment and settlement of losses.....	69 94	765 41
Net losses paid.....	\$2,214 09	\$23,158 27
Deduct net claims outstanding at beginning of year.....	285 00	1,459 50
Add net claims outstanding at end of year.....	Nil	4,397 68
Net losses incurred.....	<u>\$1,929 09</u>	<u>\$26,096 45</u>

Provincial Net Premium Deposits and Losses

Net premium deposits written in the Province.....	\$22,403 00
Net losses paid in the Province.....	2,214 09
Percentage.....	9.88
Net premium deposits earned in the Province.....	\$19,252 51
Net losses incurred in the Province.....	1,929 09
Percentage.....	10.02

NATIONAL LUMBER MANUFACTURERS' INTER-INSURANCE EXCHANGE

PRINCIPAL OFFICE, KANSAS CITY, MISSOURI

Attorney-in-Fact.—Lynn-Payne Underwriting Company.

Ontario Representative.—F. W. Wegenast, Bank of Hamilton Building, Toronto, Ont.

Date of Organization.—1915. Date of initial Ontario license.—September 4, 1928.

Statement for Year Ending 31st December, 1931

Income and Expenditure	In the Province	All Business
Gross premium deposits written.....	\$11,394 75	\$316,458 73
Deduct:		
Reinsurance.....	Nil	19,600 69
Return premium deposits on cancelled business.....	\$5,586 46	247,490 10
Net premium deposits written.....	<u>\$5,808 29</u>	<u>\$49,367 94</u>
Reserve of unearned premium deposits:		
At beginning of year.....	\$4,782 62	\$152,614 26
At end of year.....	Nil	Nil
Increase.....	<u>\$4,782 62</u>	<u>\$152,614 26</u>
Net premium deposits earned.....	\$10,590 91	\$201,982 20
Net losses incurred.....	<u>23,125 27</u>	<u>224,344 60</u>
Administration and other expenses:		
Administration.....	\$16,293 29	
Advisory committee.....	881 68	
Legal.....	3,479 39	
Taxes and licenses.....	<u>1,728 87</u>	
		<u>22,383 23</u>
Net underwriting loss for subscribers.....		<u><u>\$44,745 63</u></u>

Subscribers' Surplus

(Limit: 2 times Annual Premium Deposits)

Amount held to credit of subscribers' savings or surplus accounts, not including premium deposits on unexpired risks, January 1st, 1931.....	\$513,951 55
Amount lost to subscribers on risks expired during the year.... Debit	\$44,745 63
Income from interest and dividends.....	16,717 28
Loss on sale or maturity of bonds and stocks..... Debit	13,523 50
Additional loss charged to subscribers.....	<u>41,551 85</u>
	<u>\$472,399 70</u>
Deduct:	
Amount of savings and profits returned to subscribers in cash or applied in payment of current premium deposits due.....	472,399 70
Amount held to the credit of subscribers' savings or surplus accounts not including premium deposits on unexpired risks, December 31st, 1931.....	<u>None</u>

Risks and Premium Deposits

	IN THE PROVINCE		ALL BUSINESS	
	Risks	Gross Premium Deposits	Risks	Gross Premium Deposits
Gross in force, Dec. 31st, 1930.....	\$835,659	\$18,102 18	\$28,481,787	\$435,769 49
Written or renewed during year.....	689,614	11,394 75	21,419,850	316,458 73
Total.....	\$1,525,273	\$29,496 93	\$49,901,637	\$752,228 22
Deduct expired and marked off as terminated.....	1,525,273	29,496 93	49,901,637	752,228 22
Gross in force, Dec. 31st, 1931.....	<u>Nil</u>	<u>Nil</u>	<u>Nil</u>	<u>Nil</u>

Losses

	In the Province	All Business
Gross claims paid during year.....	\$31,240 54	\$271,104 34
Expenses of adjustment and settlement of losses.....	103 52	1,617 75
Total.....	<u>\$31,344 06</u>	<u>\$272,722 09</u>
Less reinsurance on losses paid during year.....	\$8,170 13	\$41,238 47
Net losses paid.....	<u>\$23,173 93</u>	<u>\$231,483 62</u>
Deduct net claims outstanding at beginning of year.....	\$48 66	\$7,139 02
Add net claims outstanding at end of year.....	Nil	Nil
Net losses incurred.....	<u><u>\$23,125 27</u></u>	<u><u>\$224,344 60</u></u>

Provincial Net Premium Deposits and Losses

Net premium deposits written in the Province.....	\$5,808	29
Net losses paid in the Province.....	23,125	27
Percentage.....	398.	10
Net premium deposits earned in the Province.....	\$10,590	91
Net losses incurred in the Province.....	23,125	27
Percentage.....	218.	40

NEW YORK RECIPROCAL UNDERWRITERS

PRINCIPAL OFFICE, NEW YORK, N. Y.

Attorney-in-Fact.—Ernest W. Brown, Inc.

Ontario Representative.—V. W. Gerrish, 1215 Royal Bank Building, Toronto, Ont.

Date of Organization.—1891. *Date of initial Ontario license.*—June, 1926.

Statement for Year Ending 31st December, 1931

Ledger Assets		
Book value of bonds and debentures.....	\$2,760,989	20
Cash on hand.....	\$400	18
Cash in banks and other depositories.....	103,400	62
	<u>103,800</u>	80
Premium deposits in course of collection:		
Written on or subsequent to October 1st, 1931.....	\$43,448	71
Written prior to October 1st, 1931.....	769	79
	<u>44,218</u>	50
Other ledger assets:		
Cash advanced to inspectors.....	3,577	73
	<u>\$2,912,586</u>	23
Non-Ledger Assets		
Interest accrued.....	\$33,970	70
Excess of market over book value of securities.....	289,040	80
	<u>\$323,011</u>	50
Gross Assets.....	\$3,235,597	73
<i>Deduct Assets Not Admitted:</i>		
Premium deposits (business written prior to October 1st).....	\$769	79
Cash advanced to inspectors.....	3,577	73
	<u>4,347</u>	52
Total Admitted Assets.....	<u>\$3,231,250</u>	21
Liabilities		
Net provision for unpaid losses and claims.....	\$7,426	80
Gross premium deposits (less reinsurance and authorized deductions) received and receivable on all unexpired risks.....	\$894,032	23
Unearned premium deposits.....	390,944	79
Administration expense.....	13,141	02
Taxes due and accrued.....	3,000	00
Other liabilities:		
Cash dividends remaining unpaid to subscribers.....	\$441,195	54
Subscribers' accounts in adjustment.....	13,018	84
	<u>\$868,726</u>	99
Surplus of admitted assets over all liabilities.....	<u>\$2,362,523</u>	22
Total.....	<u>\$3,231,250</u>	21
Income and Expenditure		
Gross premium deposits written.....	In the Province \$29,417	All Business \$586,564
Deduct:		
Reinsurance.....	Nil	11,723
Return premium deposits on cancelled business.....	4,534	177,410
	<u>\$24,883</u>	<u>\$397,431</u>
Net premium deposits written.....	\$24,883	\$397,431
Reserve of unearned premium deposits:		
At beginning of year.....	25,082	544,612
At end of year.....	24,385	390,944
	<u>\$696</u>	<u>\$153,667</u>
Decrease.....	\$696	\$153,667
Net premium deposits earned.....	\$25,579	\$551,098
Net losses incurred.....	1,992	53,292

Income and Expenditure—Continued

Administration and other expenses:		
Administration.....	\$161,511	23
Advisory committee.....	3,978	77
Legal.....	2,295	45
Taxes and licenses.....	2,679	98
Association fees, etc.....	13,592	65
		<u>\$184,058 08</u>
Net underwriting profit or savings for subscribers.....		<u>\$313,748 35</u>

Subscribers' Surplus

(Limit: 10 times Annual Premium Deposits)

Amount held to credit of subscribers' savings or surplus accounts, not including premium deposits on unexpired risks, January 1st, 1931.....		\$2,751,456 55
Amount saved from premium deposits for subscribers on risks expired during the year.....	\$313,748 35	
Income from interest and dividends.....	130,946 91	
Profit on sale on maturity of bonds and stocks.....	23,328 19	
Decrease by adjustment of bonds and stocks.....	Debit 164,312 38	
Increase in market value over book value of bonds.....	162,423 63	
Additional profits accumulated to the credit of subscribers.....		<u>466,134 70</u>
		<u>\$3,217,591 25</u>
Deduct:		
Amount transferred to any special surplus or reserve funds to be retained to the credit of subscribers.....		<u>850,720 51</u>
Amount held to the credit of subscribers' savings or surplus account, not including premium deposits on unexpired risks, December 31st, 1931.....		<u>\$2,366,870 74</u>

Summary of Subscribers' Surplus

Amount held to the credit of subscribers' surplus.....	\$2,366,870 74
Deduct assets not admitted.....	<u>4,347 52</u>
Surplus of admitted assets over all liabilities.....	<u>\$2,362,523 22</u>

Risks and Premium Deposits

	IN THE PROVINCE		ALL BUSINESS	
	Risks	Gross Premium Deposits	Risks	Gross Premium Deposits
Gross in force, Dec. 31st, 1930.....	Nil	Nil	\$271,826,023	\$1,054,000 31
Written or renewed during year.....	\$13,813,873	29,417 31	267,509,994	586,564 80
Total.....	Nil	Nil	\$639,336,017	\$1,640,565 11
Deduct expired and marked off as terminated.....	Nil	Nil	302,972,563	746,532 88
Net in force, Dec. 31st, 1931.....	Nil	Nil	\$336,363,454	\$894,032 23

Miscellaneous

To what extent is the liability of the subscriber limited?

ANSWER.—One and one-half times their annual premium on a single risk; ten times such premium on a conflagration.

To what extent are savings withheld from subscribers before all current savings are repaid?

ANSWER.—Seventy-five per cent. of current savings applied to reserve until fully accumulated.

What is the largest gross aggregate amount insured in any one hazard?

ANSWER.—\$500,000.

What is the largest net aggregate amount insured in any one hazard?

ANSWER.—\$200,000.

Give classes of insurance written: Fire, Lightning, Sprinkler Leakage, Windstorm and Aircraft.

Losses

	In the Province	All Business
Gross claims paid during year.....	\$2,290 16	\$49,178 05
Expenses of adjustment and settlement of losses.....	42 50	<u>1,294 39</u>
Net losses paid.....	\$2,332 66	\$50,472 44
Deduct net claims outstanding at beginning of year.....	340 00	4,606 88
Add net claims outstanding at end of year.....	Nil	<u>7,426 80</u>
Net losses incurred.....	<u>\$1,992 66</u>	<u>\$53,292 36</u>

Provincial Net Premium Deposits and Losses

Net premium deposits written in the Province.....	\$24,883 29
Net losses paid in the Province.....	2,332 66
Percentage.....	9.37
Net premium deposits earned in the Province.....	\$25,579 91
Net losses incurred in the Province.....	1,992 66
Percentage.....	7.79

SUBSCRIBERS AT RECIPROCAL EXCHANGE

PRINCIPAL OFFICE, KANSAS CITY, MISSOURI

Attorneys-in-Fact.—Bruce Dodson and Ralph Dodson.

Ontario Representative.—F. W. Wegenast, Bank of Hamilton Building, Toronto, Ont.

Date of Organization.—December 1, 1900. *Date of initial Ontario license.*—July 11, 1925.

Statement for Year Ending 31st December, 1931

Ledger Assets

Book value of real estate, less encumbrances.....		\$26,069 81
Mortgage loans on real estate, first liens.....		128,400 00
Book value of bonds and debentures.....		1,266,532 73
Cash on hand.....	\$4,625 19	
Cash in banks and other depositories.....	157,760 28	
		162,385 47
Premium deposits in course of collection:		
Written on or subsequent to October 1st, 1931.....	\$123,775 50	
Written prior to October 1st, 1931.....	Nil	
		123,775 50
Total Ledger Assets.....		<u>\$1,707,183 51</u>

Non-Ledger Assets

Interest due, \$772.50; accrued, \$14,049.62.....		\$14,822 12
Total Non-Ledger Assets.....		<u>\$14,822 12</u>
Gross Assets.....		\$1,722,005 63
<i>Deduct Assets Not Admitted:</i>		
Deficiency of market under book value of securities.....	\$47,026 53	
Deficiency of market under book value of real estate.....	569 81	
		47,596 34
Total Admitted Assets.....		<u><u>\$1,674,409 29</u></u>

Liabilities

Net provision for unpaid losses and claims.....		\$35,249 22
Gross premium deposits (less reinsurance and authorized deductions) received and receivable on all unexpired risks.....	\$987,400 01	
Unearned premium deposits.....		483,489 94
Administration expense.....		12,377 55
Taxes due and accrued.....		9,000 00
Return premium deposits on reinsurance.....		18,594 13
Total Liabilities.....		<u>\$558,710 84</u>
Surplus of admitted assets over all liabilities.....		<u>\$1,115,698 45</u>
Total.....		<u><u>\$1,674,409 29</u></u>

Income and Expenditure

	In the Province	All Business
Gross premium deposits written.....	\$1,914 95	\$1,066,974 47
Deduct:		
Reinsurance.....	Nil	120,140 38
Return premium deposits on cancelled business.....	1,073 42	258,071 75
Net premium deposits written.....	<u>\$841 53</u>	<u>\$688,762 34</u>
Reserve of unearned premium deposits:		
At beginning of year.....	\$274 60	\$579,390 58
At end of year.....	478 27	483,489 94
Increase or decrease.....	<u>\$203 67</u>	<u>\$95,900 64</u>
Net premium deposits earned.....	<u>\$637 86</u>	<u>\$784,662 98</u>
Net losses incurred.....	Nil	178,562 94

Income and Expenditure—Continued

Administration and other expenses:		
Administration.....	\$237,258	51
Advisory committee.....	1,849	55
Legal.....	13,567	00
Taxes and licenses.....	11,171	12
Association fees, etc., Rating and Inspection Bureau.....	12,082	83
Real estate expense.....	567	27
		<u>276,496 28</u>
Net underwriting profit or savings for subscribers.....		<u>\$329,603 76</u>

Subscribers' Surplus

(Limit: one time Annual Premium Deposits, sprinklered risks; two times Annual Premium Deposits, unsprinklered risks)

Amount held to credit of subscribers' savings or surplus accounts not including premium deposits on unexpired risks, January 1st, 1931.....		\$1,082,209 39
Amount saved from premium deposits for subscribers on risks expired during the year.....	\$329,603	76
Income from interest and dividends.....	65,873	18
Profit on sale or maturity of bonds and stocks.....	252	36
Decrease by adjustment of bonds and stocks.....	Debit	34,112 65
Additional profits accumulated to the credit of subscribers.....		<u>361,616 65</u>
		\$1,443,826 04
Deduct:		
Amount of savings and profits returned to subscribers in cash or applied in payment of current premium deposits due.....		<u>280,531 25</u>
Amount held to the credit of subscribers' savings or surplus accounts not including premium deposits on unexpired risks, December 31st, 1931.....		<u>\$1,163,294 79</u>

Summary of Subscribers' Surplus

Amount held to the credit of subscribers' surplus.....	\$1,163,294	79
Deduct assets not admitted.....	47,596	34
Surplus of admitted assets over all liabilities.....		<u>\$1,115,698 45</u>

Risks and Premium Deposits

	IN THE PROVINCE		ALL BUSINESS	
	Risks	Gross Premium Deposits	Risks	Gross Premium Deposits
Gross in force, Dec. 31st, 1930.....	\$87,200	\$1,287 85	\$147,139,088	\$1,299,657 96
Written or renewed during year.....	123,200	1,914 95	140,094,100	1,066,974 47
Total.....	<u>\$210,400</u>	<u>\$3,202 80</u>	<u>\$287,233,188</u>	<u>\$2,366,632 43</u>
Deduct expired and marked off as terminated.....	\$123,200	\$1,871 05	\$139,703,482	\$1,107,764 19
Gross in force, Dec. 31st, 1931.....	<u>\$87,200</u>	<u>\$1,331 75</u>	<u>\$147,529,706</u>	<u>\$1,258,868 24</u>
Deduct:				
Reinsured and authorized deductions	Nil	Nil	\$15,463,920	\$271,468 23
Net in force, Dec. 31st, 1931.....	<u>\$87,200</u>	<u>\$1,331 75</u>	<u>\$132,065,786</u>	<u>\$987,400 01</u>

Miscellaneous

To what extent is the liability of the subscriber limited?

ANSWER.—One annual premium deposit on unsprinklered risks and two annual premium deposits on sprinklered risks.

To what extent are savings withheld from subscribers before all current savings are repaid?

ANSWER.—Twenty-five per cent. returned at close of policy year. Excess held until surplus requirement is met.

What is the largest gross aggregate amount insured in any one hazard?

ANSWER.—\$500,000.

What is the largest net aggregate amount insured in any one hazard?

ANSWER.—\$100,000.

Give classes of insurance written: Fire, Tornado and Sprinkler Leakage.

	Losses	In the Province	All Business
Gross claims paid during year.....	Nil	\$176,536	38
Expenses of adjustment and settlement of losses.....	Nil	5,953	46
Total.....	Nil	\$182,489	84
Less reinsurance on losses paid during year.....	Nil	\$4,727	06
Net losses paid.....	Nil	\$177,762	78
Deduct net claims outstanding at beginning of year.....	Nil	\$34,449	06
Add net claims outstanding at end of year.....	Nil	35,249	22
Net losses incurred.....	Nil	\$178,562	94

Provincial Net Premium Deposits and Losses

Net premium deposits written in the Province.....	\$841	53
Net losses paid in the Province.....	Nil	
Percentage.....	Nil	
Net premium deposits earned in the Province.....	\$637	86
Net losses incurred in the Province.....	Nil	
Percentage.....	Nil	

TORNADO INTER-INSURANCE EXCHANGE

PRINCIPAL OFFICE, DULUTH, MINN.

Attorney-in-Fact.—E. M. Heinselman.

Ontario Representative.—S. R. Freed, Fort William, Ont.

Date of Organization.—October, 1920. *Date of initial Ontario license.*—December 1, 1929.

Statement for Year Ending 31st December, 1931

Ledger Assets			
Book value of bonds and debentures.....		\$264,198	44
Cash in banks and other depositories.....		3,917	94
Total Ledger Assets.....		\$268,116	38
Non-Ledger Assets			
Interest accrued.....		\$3,125	94
Total Non-Ledger Assets.....		\$3,125	94
Gross Assets.....		\$271,242	32
<i>Deduct Assets Not Admitted:</i>			
Deficiency of market under book value of securities.....	\$8,750	00	
Market value of special deposits in excess of corresponding liabilities.....	9,875	85	
		18,625	85
Total Admitted Assets.....		\$252,616	47
Liabilities			
Gross premium deposits (less reinsurance and authorized deductions) received and receivable on all unexpired risks.....	\$29,706	33	
Unearned premium deposits.....		\$14,853	17
Taxes due and accrued.....		1,054	45
Total Liabilities.....		\$15,907	62
Surplus of admitted assets over all liabilities.....		\$236,708	85
Total.....		\$252,616	47
Income and Expenditure			
Gross premium deposits written.....	\$3,129	00	All Business \$41,862 57
Deduct:			
Reinsurance.....	329	16	4,958 74
Return premium deposits on cancelled business.....	426	62	1,152 20
Net premium deposits written.....	\$2,373	22	\$35,751 63
Reserve of unearned premium deposits:			
At beginning of year.....	\$1,119	97	\$15,146 77
At end of year.....	985	96	14,853 17
Decrease.....	\$134	01	\$293 60
Net premium deposits earned.....	\$2,507	23	\$36,045 25
Net losses incurred.....	Nil		\$769 23

Income and Expenditure—Continued

Administration and other expenses:		
Administration.....	\$10,177	58
Advisory committee.....	1,975	58
Legal.....	2	00
Taxes and licenses.....	1,055	07
Commission on bonds purchased.....	6	25
Deposit box, \$25.00; surety bond, \$62.50.....	87	50
Inspection and audit bureau expense.....	198	56
Robbery insurance on safety deposit boxes.....	135	20
Workmen's compensation insurance.....	11	50
		<u>\$13,649 24</u>
Net underwriting profit or savings for subscribers.....		<u>\$21,626 74</u>

Subscribers' Surplus

(Limit: 5 times Annual Premium Deposits)

Amount held to credit of subscribers' savings or surplus accounts, not including premium deposits on unexpired risks, January 1st, 1931.....	\$221,045	21
Amount saved from premium deposits for subscribers on risks expired during the year.....	\$21,626	74
Income from interest and dividends.....	12,662	75
Additional profits accumulated to the credit of subscribers.....		<u>34,289 49</u>
Amount held to the credit of subscribers' savings or surplus accounts not including premium deposits on unexpired risks, December 31st, 1931.....	\$255,334	<u>70</u>

Summary of Subscribers' Surplus

Amount held to the credit of subscribers' surplus.....	\$255,334	70
Deduct assets not admitted.....	18,625	85
Surplus of admitted assets over all liabilities.....	<u>\$236,708</u>	<u>85</u>

Risks and Premium Deposits

	IN THE PROVINCE		ALL BUSINESS	
	Risks	Gross Premium Deposits	Risks	Gross Premium Deposits
Gross in force, Dec. 31st, 1930.....	\$206,000	\$3,069 40	\$3,026,750	\$41,511 24
Written or renewed during year.....	210,000	3,129 00	3,157,519	41,862 57
Total.....	<u>\$416,000</u>	<u>\$6,198 40</u>	<u>\$6,184,269</u>	<u>\$83,373 81</u>
Deduct expired and marked off as terminated.....	\$206,000	\$3,496 02	\$3,032,519	\$42,663 44
Gross in force, Dec. 31st, 1931.....	\$210,000	\$2,702 38	\$3,151,750	\$40,710 37
Deduct reinsured and authorized deductions.....	Nil	730 46	Nil	11,004 04
Net in force, Dec. 31st, 1931.....	<u>\$210,000</u>	<u>\$1,971 92</u>	<u>\$3,151,750</u>	<u>\$29,706 33</u>

Miscellaneous

To what extent is the liability of the subscriber limited?

ANSWER.—\$1,500.00 to \$10,500.00 on any one Coal Bridge; \$3,000.00 to \$21,000.00 on any one dock consisting of two or more bridges; total aggregate, \$170,000.00.

To what extent are savings withheld from subscribers before all current savings are repaid?

ANSWER.—To maintain sufficient reserve funds. Returned at discretion of Executive Committee.

What is the largest gross aggregate amount insured in any one hazard?

ANSWER.—\$82,500.

What is the largest net aggregate amount insured in any one hazard?

ANSWER.—\$82,500.

Give classes of insurance written: Tornado only.

Losses

Gross claims paid during year.....	In the Province Nil	All Insurance \$769 25
Net losses paid.....	Nil	<u>\$769 25</u>
Deduct net claims outstanding at beginning of year.....	Nil	Nil
Add net claims outstanding at end of year.....	Nil	Nil
Net losses incurred.....	Nil	<u>\$769 25</u>

Provincial Net Premium Deposits and Losses

Net premium deposits written in the Province.....	\$2,373 22
Net losses paid in Province.....	Nil
Percentage.....	Nil
Net premium deposits earned in the Province.....	\$2,507 23
Net losses incurred in the Province.....	Nil
Percentage.....	Nil

UNDERWRITERS' EXCHANGE

PRINCIPAL OFFICE, KANSAS CITY, MISSOURI

Attorney-in-Fact.—T. H. Mastin Company.

Ontario Representative.—F. W. Wegenast, Bank of Hamilton Building, Toronto.

Date of Organization.—February, 1902. *Date of initial Ontario license.*—July 1, 1925.

Statement for Year Ending 31st December, 1931

Ledger Assets

Book value of bonds and debentures.....	\$1,315,317 07
Cash in banks and other depositories.....	179,847 18
Premium deposits in course of collection:	
Written on or subsequent to October 1st, 1931.....	\$16,568 07
Written prior to October 1st, 1931.....	2,246 93
	<u>18,815 00</u>
Total Ledger Assets.....	<u>\$1,513,979 25</u>

Non-Ledger Assets

Interest due, \$112.50; accrued, \$21,065.29.....	\$21,177 79
Total Non-Ledger Assets.....	<u>\$21,177 79</u>
Gross Assets.....	\$1,535,157 04
<i>Deduct Assets Not Admitted:</i>	
Premium deposits (business written prior to October 1st).....	\$2,246 93
Deficiency of market under book value of securities.....	6,637 14
	<u>8,884 07</u>
Total Admitted Assets.....	<u>\$1,526,272 97</u>

Liabilities

Net provision for unpaid losses and claims.....	\$660 00
Gross premium deposits (less reinsurance and authorized deductions) received and receivable on all unexpired risks.....	<u>\$371,253 84</u>
Unearned premium deposits.....	202,697 09
Taxes due and accrued.....	255 00
Expense bills due and accrued.....	325 00
Total Liabilities.....	<u>\$203,937 09</u>
Surplus of admitted assets over all liabilities.....	<u>\$1,322,335 88</u>
Total.....	<u>\$1,526,272 97</u>

Income and Expenditure

	In the Province	All Business
Gross premium deposits written.....	\$3,474 50	\$340,379 39
Deduct:		
Reinsurance.....	Nil	Nil
Return premium deposits on cancelled business.....	610 29	113,881 38
Net premium deposits written.....	<u>\$2,864 21</u>	<u>\$226,498 01</u>
Reserve of unearned deposits:		
At beginning of year.....	\$1,925 43	\$224,886 11
At end of year.....	2,563 18	202,697 09
Decrease.....	<u>\$637 75</u>	<u>\$22,189 02</u>
Net premium deposits earned.....	<u>\$2,226 46</u>	<u>\$248,687 03</u>
Net losses incurred.....	Nil	25,756 19

Income and Expenditure—Continued

Administration and other expenses:		
Administration	\$51,177	85
Advisory committee	1,004	23
Legal	2,702	97
Taxes and licenses	1,244	45
		<u>\$56,109 50</u>
Net underwriting profit or savings for subscribers		<u>\$166,821 34</u>

Subscribers' Surplus

(Limit: 6 times Annual Premium Deposits)

Amount held to credit of subscribers' savings or surplus accounts, not including premium deposits on unexpired risks, January 1st, 1931		\$1,350,142 36
Amount saved from premium deposits for subscribers on risks expired during the year	\$166,821 34	
Income from interest and dividends	64,236 62	
Profit on sale or maturity of bonds and stocks	2,410 93	
Additional profits accumulated to the credit of subscribers		\$233,468 89
Special deposits		159 36
		<u>\$1,583,770 61</u>
Deduct:		
Amount of savings and profits returned to subscribers in cash or applied in payment of current premium deposits due		252,550 66
Amount held to the credit of subscribers' savings or surplus accounts not including premium deposits on unexpired risks, December 31st, 1931		<u>\$1,331,219 95</u>

Summary of Subscribers' Surplus

Amount held to the credit of subscribers' surplus	\$1,331,219 95
Deduct assets not admitted	8,884 07
Surplus of admitted assets over all liabilities	<u>\$1,322,335 88</u>

Risks and Premium Deposits

	IN THE PROVINCE		ALL BUSINESS	
	Risks	Gross Premium Deposits	Risks	Gross Premium Deposits
Gross in force, Dec. 31st, 1930	\$704,000	\$2,823 75	\$162,299,223	\$428,757 94
Written or renewed during year	1,019,000	3,474 50	158,520,418	340,379 39
Total	<u>\$1,723,000</u>	<u>\$6,298 25</u>	<u>\$320,819,641</u>	<u>\$769,137 33</u>
Deduct expired and marked off as terminated	954,000	3,836 56	174,399,939	397,883 49
Net in force, Dec. 31st, 1931	<u>\$769,000</u>	<u>\$2,461 69</u>	<u>\$146,419,702</u>	<u>\$371,253 84</u>

Miscellaneous

To what extent is the liability of the subscriber limited?

ANSWER.—Two times his annual premium in a single risk and ten times his annual premium in the event a continuous fire destroys several risks.

To what extent are savings withheld from subscribers before all current savings are repaid?

ANSWER.—Six times the average annual premium is accumulated as reserve before all current savings are returned.

What is the largest gross aggregate amount insured in any one hazard?

ANSWER.—\$600,000.

What is the largest net aggregate amount insured in any one hazard?

ANSWER.—\$600,000.

Give class of insurance written: Fire, Sprinkler Leakage and Tornado.

Losses

	In the Province	All Business
Gross claims paid during year	Nil	\$31,951 33
Expenses of adjustment and settlement of losses	Nil	1,639 86
Total	Nil	\$33,591 19
Deduct net claims outstanding at beginning of year	Nil	8,495 00
Add net claims outstanding at end of year	Nil	660 00
Net losses incurred	<u>Nil</u>	<u>\$25,756 19</u>

Provincial Net Premium Deposits and Losses

Net premium deposits written in the Province.....	\$2,864 21
Net losses paid in the Province.....	Nil
Percentage.....	Nil
Net premium deposits earned in the Province.....	2,226 46
Net losses incurred in the Province.....	Nil
Percentage.....	Nil

WARNER RECIPROCAL INSURERS

PRINCIPAL OFFICE, CHICAGO, ILL.

Agent.—Lansing B. Warner, Inc.

Ontario Representative.—W. E. Sommerville, Toronto, Ont.

Date of Organization.—1926. Date of initial Ontario license.—October 12, 1927.

Statement for Year Ending 31st December, 1931

Ledger Assets

Book value of bonds and debentures, United States Government Securities.....	\$572,228 75
Cash in banks and other depositories.....	250,404 44
Guaranty deposits in course of collection:	
On policies dated subsequent to October 1st, 1931.....	\$50,059 20
On policies dated prior to October 1st, 1931.....	5,089 63
	<u>55,148 83</u>
Total Ledger Assets.....	<u>\$877,782 02</u>

Non-Ledger Assets

Interest accrued.....	\$5,340 94
Total Non-Ledger Assets.....	<u>\$5,340 94</u>
Gross Assets.....	\$883,122 96
<i>Deduct Assets Not Admitted:</i>	
Guaranty deposits on policies, dated prior to October 1st.....	\$5,089 63
Deficiency of market under book value of securities.....	13,963 12
	<u>19,052 75</u>
Total Admitted Assets.....	<u>\$864,070 21</u>

Liabilities

Net provision for unpaid losses and claims.....	Nil
Gross guaranty deposits (less reinsurance and authorized deductions) received and receivable on all unexpired risks.....	<u>\$455,325 06</u>
Unearned guaranty deposits.....	\$227,662 53
Return guaranty deposits on cancelled insurance.....	<u>1,294 57</u>
Other liabilities:	
Reserve for State taxes.....	\$4,313 97
Total Liabilities.....	<u>\$233,271 07</u>
Surplus of admitted assets over all liabilities.....	<u>\$630,799 14</u>
Total.....	<u>\$864,070 21</u>

Income and Expenditure

	In the Province	All Insurance
Gross guaranty deposits written.....	\$1,303 26	\$821,468 74
Deduct:		
Reinsurance.....	Nil	\$6,294 57
Return guaranty deposits on cancelled insurance.....	823 27	252,995 09
Net guaranty deposits written.....	<u>\$479 99</u>	<u>\$562,179 08</u>
Reserve of unearned guaranty deposits:		
At beginning of year.....	\$69 54	\$269,233 02
At end of year.....	<u>194 40</u>	<u>227,662 53</u>
Increase and decrease.....	<u>\$124 86</u>	<u>\$41,570 49</u>
Net guaranty deposits earned.....	<u>\$355 13</u>	<u>\$603,749 57</u>
Net losses incurred.....	<u>Nil</u>	<u>\$245,072 71</u>

Income and Expenditure—Continued

Administration and other expenses:		
Administration.....	\$119,320	93
Advisors.....	2,770	04
Legal.....	4,499	83
Taxes and licenses.....	6,685	11
Rating bureau expense.....	4,586	02
Exchange on insurers' cheques.....	424	43
Audit expense.....	847	19
		<u>\$139,133 55</u>
Net savings for subscribers.....		<u><u>\$219,543 31</u></u>

Subscribers' Savings

(Limit: 5 times Annual Guaranty Savings Deposits)

Amount held to credit of subscribers' savings accounts not including guaranty deposits on unexpired risks, January 1st, 1931.....		\$380,716	76
Amount saved from guaranty deposits for subscribers on risks expired during the year.....	\$219,543	31	
Income from interest.....	23,472	37	
Increase in market value over book value of bonds.....	Debit	31,044	70
Additional profits accumulated to the credit of subscribers.....		211,970	98
		<u>\$592,687 74</u>	
Deduct:			
Amount of savings returned to subscribers in cash or applied in payment of current guaranty deposits due.....		229,593	30
Amount transferred to reserve funds to be retained to the credit of subscribers:			
Reserve Fund.....	\$104,662	86	
Interest on Reserve Fund.....	13,841	49	
Amount held to the credit of subscribers' savings accounts not including guaranty deposits on unexpired risks, December 31st, 1931.....		<u>244,590</u>	<u>09</u>

Summary of Subscribers' Savings and Reserve Fund

Amount held to the credit of subscribers' savings.....	\$244,590	09
Other special reserve accounts as per detailed schedules attached.....	405,261	80
Total.....	<u>\$649,851</u>	<u>89</u>
Deduct assets not admitted.....	\$19,052	75
Surplus of admitted assets over all liabilities.....	<u>\$630,799</u>	<u>14</u>

Subscribers' Reserve Fund

Amount held to credit of subscribers' reserve fund account as of January 1st, 1931..	\$385,680	94
Add:		
Transferred from savings.....	\$104,662	86
Interest on Reserve Fund.....	13,841	49
		<u>118,504 35</u>
		\$504,185 29
Deduct:		
Amount of Reserve Fund returned to subscribers.....	98,923	49
Amount held to credit of subscribers' reserve fund accounts as of January 1st, 1932..	<u>\$405,261</u>	<u>80</u>

Risks and Guarantee Deposits

	IN THE PROVINCE		ALL INSURANCE	
	Risks	Gross Guaranty Deposits	Risks	Gross Guaranty Deposits
Gross in force, Dec. 31st, 1930.....	Nil	Nil	\$68,833,123	\$673,082 56
Written or renewed during year.....	\$159,605	\$1,303 26	85,400,158	821,468 74
Total.....	<u>Nil</u>	<u>Nil</u>	<u>\$154,233,281</u>	<u>\$1,494,551 30</u>
Deduct expired and marked off as terminated.....	Nil	Nil	\$94,245,844	\$925,394 97
Gross in force, Dec. 31st, 1931.....	Nil	Nil	\$59,987,437	\$569,156 33
Deduct:				
Reinsured and authorized deductions..	Nil	Nil	Nil	113,831 27
Net in force, Dec. 31st, 1931.....	<u>Nil</u>	<u>Nil</u>	<u>\$59,987,437</u>	<u>\$455,325 06</u>

Miscellaneous

To what extent is the liability of the subscriber limited?

ANSWER.—The extent of guarantee deposits of the insured.

What is the largest gross aggregate amount insured in any one hazard?

ANSWER.—\$125,000.

What is the largest net aggregate amount insured in any one hazard?

ANSWER.—\$125,000.

Give classes of insurance written or to be written: Fire, Lightning, Hail, Windstorm, Use and Occupancy, and Sprinkler Leakage.

Losses	In the Province	All Insurance
Gross claims paid during year.....	Nil	\$240,098 75
Expenses of adjustment and settlement of losses.....	Nil	6,585 27
Total.....	Nil	\$246,684 02
Less reinsurance on losses paid during year.....	Nil	Nil
Net losses paid.....	Nil	\$246,684 02
Deduct net claims outstanding at beginning of year.....	Nil	1,611 31
Add net claims outstanding at end of year.....	Nil	Nil
Net losses incurred.....	Nil	\$245,072 71

Provincial Net Premium Deposits and Losses

Net guaranty deposits written in the Province.....	\$479 99
Net losses paid in the Province.....	Nil
Percentage.....	Nil
Net guaranty deposits earned in the Province.....	355 13
Net losses incurred in the Province.....	Nil
Percentage.....	Nil

I
PENSION FUND ASSOCIATIONS

I

LES PREVOYANTS DU CANADA

HEAD OFFICE, QUEBEC, P.Q.

NOTE.—For detailed description of funds and method of operation, see 1928 Report, page 351.

Managing Director, Antoni Lesage

Capital Stock

Authorized.....	\$1,000,000 00
Subscribed.....	350,000 00
Paidup.....	350,000 00

Statement for Year Ending 31st December, 1931

Company Funds

BALANCE SHEET

Assets

Cash on hand and in banks.....	\$20,244 89
Book value of bonds.....	13,807 35
Book value of real estate.....	155,000 00
Sundry accounts receivable.....	2,852 62
Advances to Annuity Fund.....	4,357 46
Total Admitted Assets.....	<u>\$196,262 32</u>

Liabilities

Due to Pension Fund.....	\$25,103 39
Contributions paid in advance.....	9,148 15
Reserve for depreciation on real estate.....	\$2,429 48
Additional reserve for depreciation set up by Superintendent.....	11,820 52
Sundry accounts payable.....	14,250 00
Capital paid in.....	2,612 89
Deficit in Profit and Loss Account.....	\$350,000 00
	204,852 11
Total Liabilities.....	<u>145,147 89</u>
	<u>\$196,262 32</u>

Revenue Account

Income

Contributions of members.....	\$110,711 50
Entrance fees.....	4,650 00
Interest on investments.....	1,968 69
Real estate income.....	5,307 85
Forfeited contributions and entrance fees.....	319 00
Fees—Caisse de Remboursement.....	1,236 00
Total Income.....	<u>\$124,193 04</u>

Expenditure

Salaries.....	\$39,509 96
Collection charges.....	15,022 64
Commissions.....	3,179 33
Contributions and entrance fees of past years written off.....	20,244 05
Branch disbursements.....	18,738 51
Contingent expenses.....	13,221 40
All other expenditure.....	20,614 11
Deficit carried to Profit and Loss Account.....	6,336 96
Total Expenditure.....	<u>\$124,193 04</u>

Profit and Loss Account

Balance brought forward from previous year.....	\$31,600 49
Deficit transferred from Revenue Account.....	6,336 96
Total.....	<u>\$25,263 53</u>
Dividends to shareholders.....	\$20,891 10
Amount transferred to reserve for depreciation by Superintendent.....	11,820 52
Amount of assets (net) not admitted under Ontario Insurance Act.....	197,404 02
Deficit carried forward.....	204,852 11
Total.....	<u>\$25,263 53</u>

Pension Fund

BALANCE SHEET

Assets

Cash in banks.....		\$8,038 95
Mortgage loans on real estate.....		1,728,495 72
Book value of bonds, debentures, etc.....		4,070,408 82
Interest due and accrued.....		99,365 42
Assessments due and unpaid.....		372,716 96
Due from Company Funds.....		25,103 39
Buildings.....	\$91,179 77	
Deferred charges re buildings.....	1,789 58	
Rents due.....	1,800 00	
		<u>94,769 35</u>
Total Assets.....		<u>\$6,398,898 61</u>

Liabilities

Assessments paid in advance.....		\$33,166 34
Assessments due to deceased members.....		139 00
Balance due re subscription to National Service Loan.....		74,543 70
Accounts payable re buildings.....		914 45
General reserve.....		371,496 13
Special reserve.....		130,452 57
Reserve for assessments due and unpaid.....		372,716 96
Principal of Pension Fund.....		5,415,469 46
Total Liabilities.....		<u>\$6,398,898 61</u>

Statement of Operations

(a) Pensions

Receipts

Interest on investments and bank accounts.....	\$353,808 49	
Interest on arrears of assessments.....	1,757 65	
Revenue from buildings.....	957 17	
		<u>\$356,523 31</u>

Disbursements

Pensions distributed in 1931.....	\$300,638 14	
Interest on reimbursements.....	37,478 93	
Discount allowed on assessments paid in advance.....	969 11	
Amount transferred to special reserve.....	6,096 43	
		<u>345,182 61</u>
		<u>\$11,340 70</u>

(b) Capital

Receipts

Assessments from active members.....	\$395,970 00	
Forfeited assessments, deceased and expelled members.....	13,424 36	
Transferred from interest on reimbursement, previous years.....	4,616 04	
Transferred from Reserve Fund:		
Profits on investments, 1930.....	3,851 23	
Reserve for assessments past due, 1930.....	176,637 57	
		<u>\$594,499 20</u>

Disbursements

Assessments of previous years from expelled, deceased and reimbursed members.....	\$71,655 00	
Increase in reserve for arrears on assessments.....	42,249 70	
Capital transferred to General Reserve Fund.....	407,298 70	
		<u>521,203 40</u>
		<u>\$73,295 80</u>
Increase in Principal of Pension Fund.....		<u>\$84,636 50</u>

Principal of Pension Fund

Revenue of active members (60,207 holding 131,990 shares).....	\$3,990,573 00
Assessments forfeited paid by lapsed members.....	389,483 70
Interest on investments.....	1,742,515 09
Fines, exchanges, profits and adjustments.....	61,584 63
	<u>\$6,184,156 42</u>
Assessments for 1931 transferred to General Reserve.....	395,970 00
	<u>\$5,788,186 42</u>
Reserve for assessments due and unpaid.....	372,716 96
Total.....	<u>\$5,415,469 46</u>

Annuity Fund

BALANCE SHEET

Assets

Book value of bonds, debentures, etc.....	\$26,308 85
Cash on hand and in banks.....	2,326 19
Interest due and accrued.....	551 17
Deferred organization expenses.....	2,914 91
Total Assets.....	\$32,101 12

Liabilities

Net liability under annuity contracts.....	\$27,743 66
Owing to Company Funds.....	4,357 46
Total Liabilities.....	\$32,101 12

Revenue Account**Income**

Interest on investments.....	\$641 10
Other revenue.....	97 82
Total Income.....	\$738 92

Disbursements

Rent.....	\$100 00
Surplus of income over disbursements (applied against deferred organization expense)	638 92
Total Disbursements.....	\$738 92

Business in Ontario

Assessments, contributions, etc.—Entrance fees.....	\$547 74
Contributions.....	1,550 57
Assessments.....	5,160 14
Total.....	\$7,258 45

	Members	Shares
Total membership in Ontario, December 31st, 1930.....	1,198	3,101
New members joined during year.....	129	376
Transfers from outside Province.....	20	32
	<u>1,347</u>	<u>3,509</u>
Expirations by peremption.....	258	693
Expirations by reimbursement.....	2	12
Total membership in Ontario, December 31st, 1931.....	1,087	2,804

SOCIETE ST.-JEAN BAPTISTE DE MONTREAL

HEAD OFFICE, MONTREAL, QUE.

CAISSE NATIONALE D'ECONOMIE—CAISSE DE REMBOURSEMENT

NOTE.—For detailed description of funds and method of operation, see 1928 Report, page 352.

OFFICERS AND DIRECTORS

Officers.—President, V. E. Beaupre, St. Hubert; 1st Vice-President, Ernest Brossard, Montreal; 2nd Vice-President, J. A. Bernier, Outremont; Manager, J. V. Desaulniers, Montreal; General Secretary, J. O. Moquin, Longueuil; General Treasurer, J. A. Bariteau, Montreal.

Directors.—Hon. F. L. Beique, Sir H. Laporte, Maurice Tessier, J. V. Desaulniers, Guy Vanier, Arthur Tremblay, Ernest Brossard, Alph. Phaneuf, C. H. Moineau, J. A. Bariteau, all of Montreal; V. E. Beaupre, St. Hubert; J. O. Moquin, Longueuil; J. A. Bernier and Dr. A. A. Lefebvre, Outremont; Aime Parent, Verdun.

**Consolidated Balance Sheet of Caisse Nationale d'Economie
and Caisse de Remboursement**

As of December 31st, 1931

Assets

Cash on hand and in banks.....		\$33,592 16
Bonds.....	\$3,786,613 73	
Mortgages.....	3,840,159 10	
Interest due and accrued.....	105,858 49	
		<u>7,732,631 32</u>
Real estate.....		109,918 61
Other assets.....		1,527 30
		<u>7,844,077 23</u>
Total Assets.....		<u>\$7,877,669 39</u>

Liabilities

<i>Caisse Nationale d'Economie:</i>		
Capital First Period Pension Fund.....	\$6,312,596 77	
Capital Second Period Pension Fund.....	109,241 08	
		<u>\$6,421,837 85</u>
General Reserve Fund, First Period:		
Capital revenue.....	\$531,423 58	
Joint certificate reserve.....	69,699 24	
Family certificate reserve.....	182,676 44	
		<u>783,799 26</u>
General Reserve Fund, Second Period:		
Guaranteed minimum annuity certificate reserve.....	\$110,514 73	
Surplus.....	12,621 89	
		<u>123,136 62</u>
Bank loan.....	\$37,500 00	
Interest accrued.....	138 70	
		<u>37,638 70</u>
Pensioners (unpaid pensions, 1923-31).....		8,538 34
Creditors.....		1,155 95
Prepaid interest.....		306 98
<i>Caisse de Remboursement:</i>		
Guarantee reserve fund.....	\$451,655 01	
Contingent surplus.....	38,665 49	
		<u>490,320 50</u>
Undivided contributions.....		10,935 19
Total Liabilities.....		<u>\$7,877,669 39</u>

Summary Statement of Operations for the Year Ended December 31st, 1931

I. CAISSE NATIONALE D'ECONOMIE

FIRST PERIOD

<i>Capital:</i>		
Balance, December 31st, 1930.....	\$5,850,402 56	
Contributions paid by members.....	462,194 21	
		<u>\$6,312,596 77</u>
<i>General Reserve:</i>		
A. <i>Capital Revenue:</i>		
Balance, December 31st, 1930.....	\$398,964 45	
Transferred from Pension Fund Revenue Account:		
Excess of 1931 revenue over 1930.....	\$64,478 44	
Reserves set up on investments.....	37,893 09	
Interest earned.....	20 93	
Confiscated pensions.....	3,638 33	
		<u>\$105,030 79</u>
Own Revenue:		
Profit on sale of securities.....	\$2,673 42	
Interest on investments.....	23,883 01	
Special premiums.....	871 91	
		<u>27,428 34</u>
		<u>132,459 13</u>
Balance, December 31st, 1931.....		<u>\$531,423 58</u>
B. <i>Joint Certificates:</i>		
Balance, December 31st, 1930.....	\$48,338 85	
Contributions.....	16,664 23	
Interest earned.....	3,512 66	
		<u>\$68,515 74</u>
<i>Less—Transferred to Special Reserve—</i>		
Donor's Death.....	\$3,748 25	
Annuities paid to beneficiaries.....	118 00	
		<u>3,866 25</u>
		<u>\$64,649 49</u>

Summary Statement of Operations—Continued

<i>Reserve for Contributions—Donor's Death:</i>			
Balance as of December 31st, 1930.....	\$2,052 50		
Transferred during year.....	3,748 25		
Overpaid in 1930.....	15 00		
	<u>\$5,815 75</u>		
Less—Paid in contributions for 1931...	766 00	\$5,049 75	
Balance, December 31st, 1931.....			\$69,699 24
<i>C. Family Certificates:</i>			
Balance, December 31st, 1930.....	\$117,228 05		
Contributions.....	54,968 01		
Interest earned.....	8,939 48		
	<u>\$181,135 54</u>		
Less—Transferred to Special Reserve—			
Donor's Death.....	\$1,618 40		
Annuities paid to beneficiaries.....	2,145 60		
	<u>3,764 00</u>		
		\$177,371 54	
<i>Reserve for Contributions—Donor's Death:</i>			
Balance as of December 31st, 1930.....	\$5,979 70		
Transferred during year.....	1,618 40		
	<u>\$7,598 10</u>		
Less—Paid in contributions for 1931...	2,293 20		
		5,304 90	
Balance, December 31st, 1931.....			182,676 44
			<u>\$783,799 26</u>
<i>Pension Fund Revenue Account:</i>			
Interest revenue on capital fund investments.....	\$363,517 32		
Interest earned.....	22 63		
	<u>\$363,539 95</u>		
<i>Less:</i>			
Reserve on investments.....	\$36,893 09		
Excess of 1931 revenue over 1930.....	64,478 44		
Interest earned.....	22 63		
	<u>101,394 16</u>		
Transferred to pensioners' account.....		\$262,145 79	
<i>Pensioners' Account:</i>			
Balance unpaid pensions, December 31st, 1930.....	\$10,465 24		
1931 pensions (from pension fund revenue account).....	262,145 79		
	<u>\$272,611 03</u>		
Less—Paid 1931 pensioners.....	\$258,669 00		
Paid pensions of previous years.....	1,721 80		
Confiscated pensions transferred to general reserve..	3,681 89		
	<u>264,072 69</u>		
Balance unpaid pensions, December 31st, 1931.....			8,538 34

SECOND PERIOD

<i>Capital:</i>			
Balance, December 31st, 1930.....	\$98,932 70		
Interest revenue.....	6,084 18		
Contributions paid by members.....	4,224 20		
	<u>\$109,241 08</u>		
Balance, December 31st, 1931.....			
<i>General Reserve:</i>			
<i>Guaranteed Minimum Annuities:</i>			
Balance, December 31st, 1930.....	\$101,595 49		
Interest earned.....	6,567 90		
Contributions paid by members.....	14,973 23		
	<u>\$123,136 62</u>		
Statutory Reserve, December 31st, 1931.....	\$110,514 73		
Surplus.....	12,621 89		
	<u>123,136 62</u>		
			232,377 70
Total Funds.....			<u>\$7,337,312 07</u>

II. CAISSE DE REMBOURSEMENT

<i>Guarantee Fund (Contributions Capital):</i>			
Balance, December 31st, 1930.....	\$407,850 88		
Contributions paid by members.....	44,488 55		
Interest earned.....	\$24,004 00		
Less—Paid to heirs of deceased members.....	13,288 80		
	<u>\$10,715 20</u>		
Transferred to Contingent Fund.....		\$10,715 20	
Balance, December 31st, 1931.....			\$452,339 43

Summary Statement of Operations—Continued

Contingent Fund:

Balance, December 31st, 1930.....	\$26,448 71	
Interest earned.....	1,501 58	
Transferred from Guarantee Fund.....	10,715 20	
		<u>38,665 49</u>
Balance, December 31st, 1931.....		<u>\$491,004 92</u>

ADMINISTRATION FUND

(Caisse Nationale d'Economie and Caisse de Remboursement)

Balance, December 31st, 1930.....		\$26,224 75
-----------------------------------	--	-------------

Revenue:

Caisse d'Economie:

Entrance fees—First period.....	\$27,413 03	
Contributions—First period.....	140,374 63	
Second period.....	2,548 95	
Fines, H. O. commission.....	7,596 44	
Interest on bank account and investments.....	2,426 89	
		\$180,359 94

Caisse de Remboursement:

Entrance fees and renewals—		
First period.....	\$24,482 62	
Second period.....	811 43	
		<u>25,294 05</u>
		<u>205,653 99</u>
		\$231,878 74

Expenditure:

Commissions to agents.....	\$68,618 55	
Administration expenses.....	65,945 96	
Publicity, extension and organization.....	30,801 68	
Reserve for insurance of agents.....	\$2,000 00	
" insurance of sub-agents.....	318 19	
" for contingencies.....	10,147 00	
Depreciation of furniture.....	3,684 79	
		16,149 98
Fees—Societe Nationale de Fiducie.....	12,830 13	
		<u>194,346 30</u>

Balance, December 31st, 1930.....		<u>\$37,532 44</u>
-----------------------------------	--	--------------------

Administration Fund:

Cash on hand and in banks.....	\$10,814 19	
Cash—Societe Nationale de Fiducie.....	50,887 85	
		\$61,702 04
Bonds—Dominion of Canada.....	\$5,023 80	
Accrued interest.....	48 75	
		5,072 55
Furniture and fixtures.....	\$24,652 95	
Less—Depreciation.....	21,200 43	
		3,452 52

Other assets.....		1,391 17
		<u>\$71,618 28</u>

Less—

Accounts payable.....	\$4,148 69	
Contributions paid in advance.....	825 15	
Reserve for insurance of agents.....	10,000 00	
Reserve for insurance of sub-agents.....	1,500 00	
Reserve for contingencies.....	17,612 00	
		<u>34,085 84</u>

Net Assets, December 31st, 1931.....		<u>\$37,532 44</u>
--------------------------------------	--	--------------------

II
ANNUAL STATEMENTS
ABSTRACTS

A
JOINT STOCK INSURANCE
COMPANIES

- I. LIFE
II. FIRE AND OTHER CLASSES.

ASSETS AND LIABILITIES; INCOME AND DISBURSEMENTS

I.—LIFE
ASSETS, DECEMBER 31ST, 1931

Name of Company	LEDGER ASSETS										NON-LEDGER ASSETS					
	Real estate less incumbrances thereon.*	Mortgage loans on real estate.*	Loans on collateral.*	Stocks, bonds and debentures.*	Policy loans.	Cash on hand or in banks.	Other ledger assets.	Total ledger assets.	Interest and rents due and accrued.	Outstanding and deferred premiums and annuity con- sideration.	Other non-ledger assets.	Total non-ledger assets.	Total assets.	Total assets.		
	\$	\$	\$	\$	\$	\$	\$	\$	\$	\$	\$	\$	\$	\$		
Empire Life Insurance Co.	22,638 00	487,736 25	1,428,199 70	141,774 36	8,700 02	1,684 67	2,090,741 67	22,817 08	106,472 43	2,116 00	131,405 51	2,222,147 18				
**Mutual Relief Life Ins. Co.	142,071 09	751,000 00	3,740,882 18	221,865 74	7,168 85	10,009 72	4,907,997 58	80,631 73	66,386 99	147,018 72	5,055,016 30				
Ontario Equitable Life.	227,201 43	3,621,534 97	30,000 00	2,656,205 80	1,257,730 54	14,838 33	7,808,050 78	180,697 64	319,423 96	500,121 60	8,308,172 38				
Totals.	391,910 55	4,863,071 22	62,000 00	7,825,287 68	1,621,370 64	30,716 20	14,805,790 03	284,146 45	492,283 38	2,116 00	778,545 83	15,585,335 86				

*Book value.
The amounts of deposits (par value) pursuant to Section 38 of The Insurance Act at date of publication are as follows: Empire Life Insurance Company, \$88,000; Mutual Relief Life Insurance Company, \$50,000; Ontario Equitable Life, \$55,000.

LIABILITIES, DECEMBER 31ST, 1931

Name of Company	Net liability under contracts in force due (Reserve).	Net liability for pay- ments due under contracts (unsettled claims).	Provision for un- reported claims.	Miscellaneous liability under assurance contracts.	Taxes due and accrued.	Expenses, commissions, etc.	Borrowed money and bank overdrafts.	All other liabilities.	Reserve, special.	Balance of share- holders' surplus account.	Total of all liabilities except capital stock.	Capital stock paid up.	Net amount at risk.
	\$	\$	\$	\$	\$	\$	\$	\$	\$	\$	\$	\$	\$
Empire Life Insurance Co.	1,592,088 00	14,500 00	13,000 00	15,528 31	7,000 00	3,264 50	129,200 00	*208,617 22	1,970,198 12	492,900 00	17,201,940 00
**Mutual Relief Life Ins. Co.	4,807,170 00	33,602 50	13,000 00	2,112 89	8,000 00	1,506 94	50,000 00	*22,269 35	4,947,661 68	22,321,770 44
Ontario Equitable Life.	6,846,054 00	27,560 75	20,000 00	45,075 07	22,000 00	41,065 06	267,000 00	*202,178 32	125,000 00	7,598,933 20	655,015 90	47,189,496 00
Totals.	13,245,312 00	75,663 25	33,000 00	82,716 27	37,000 00	48,836 59	446,200 00	423,064 89	125,000 00	14,516,793 00	1,147,915 90	86,713,196 44

*Deficiency of market value under book value of securities.
†Included deficiency of market value under book value of securities, \$183,032.76.
**A mutual company.

I.—LIFE—Continued
INCOME FOR THE YEAR ENDING DECEMBER 31ST, 1931

Name of Company	Assurance premiums and consideration for annuities.		Consideration for supplementary contracts.		Amounts left with company (arising out of assurance contracts).		Interest, dividends and rent.		Gross profit on sale or maturity of ledger assets.		All other income.		Total income (excluding receipts on account of capital stock).		Paid on capital stock.		Premium on capital.	
	\$	c.	\$	c.	\$	c.	\$	c.	\$	c.	\$	c.	\$	c.	\$	c.	\$	c.
Empire Life Insurance Company.....	527,338	67	11,318	40	89,377	15	5,018	64	627,974	20	2,450	00	465	00				
**Mutual Relief Life Insurance Company.....	590,319	90	263,781	17	868,653	13	250	42
Ontario Equitable Life.....	1,334,781	00	393,385	55	1,732,020	01
Totals.....	2,458,239	63	11,318	40	746,737	15	8,722	10	3,228,617	34	3,630	06	2,700	42	572	43		

DISBURSEMENTS FOR THE YEAR ENDING DECEMBER 31ST, 1931

Name of Company	Taxes, licenses and fees.		Head office, branch office and agency expenses.		All other expenses.		Total expenses.		In respect of assurance and annuity contracts.		Supplementary contracts, premium reductions, and deposits withdrawn.		Dividends to shareholders.		Gross loss on sale or maturity of ledger assets.		All other disbursements.		Total disbursements.	
	\$	c.	\$	c.	\$	c.	\$	c.	\$	c.	\$	c.	\$	c.	\$	c.	\$	c.	\$	c.
Empire Life Insurance Company.....	8,568	09	183,723	90	30,166	28	222,458	27	101,701	55	4,655	02
**Mutual Relief Life Insurance Company.....	6,454	51	238,423	23	34,791	32	279,669	06	429,724	55
Ontario Equitable Life.....	26,616	88	329,102	40	53,527	14	407,276	12	647,800	71
Totals.....	41,669	18	751,249	53	118,484	74	911,403	45	1,182,226	81	4,655	02	39,272	64	13,970	41	2,151,528	33	331,814	84

**A mutual company.

II.—FIRE AND OTHER CLASSES

ASSETS, DECEMBER 31ST, 1931

Name of Company	Real Estate (less encumbrances thereon).	Mortgage loans on real estate.	Book value of bonds, debentures and preferred stocks.	Book value of stocks.	Cash on hand and in banks.	Interest, dividends and rents due and accrued.	Agents' balances and bills receivable on account of same.	Bills receivable, miscellaneous.	Reinsurance on losses paid.	Other assets.	Total admitted assets.	Assets not admitted.
	\$ c.	\$ c.	\$ c.	\$ c.	\$ c.	\$ c.	\$ c.	\$ c.	\$ c.	\$ c.	\$ c.	\$ c.
Federal Fire Insurance Co.	330,059 54	43,146 32	31,833 44	2,731 43	25,926 82	304 87	*—12,914 30	421,088 12	90 19
Hand in Hand Insurance Co.	425,018 43	568 90	33,713 55	5,787 86	8,012 58	490,801 32	5,976 61
Merchants Fire Insurance Co.	602,982 89	52,527 96	6,148 48	18,167 73	802,290 58	495 72
Pilot Insurance Co.	511,907 45	64,048 04	6,893 61	48,864 14	639,144 50	44,914 35
Provident Assurance Co.	467,707 34	232,015 01	51,431 81	9,577 85	209,734 14	1,135 76	1,048 86	6,382 40	1,622,869 89	133,811 53
Queen City Fire Insurance Co.	600,793 64	55,883 26	28,922 20	8,315 41	10,403 28	51,892 40	71,450 88	744,617 79	394 26
Stansstead and Sherbrooke Fire Insurance Co.	555,006 14	26,721 64	15,196 79	41,123 83	218 91	*—43,771 41	877,889 96	11,258 62
Toronto General Insurance Co.	947,560 34	7,000 00	117,832 51	16,060 89	107,328 41	823 11	40,103 29	1,283,158 55	28,801 42
Wellington Fire Insurance Co.	415,041 20	45,098 12	20,121 40	4,025 83	39,462 68	1,974 00	*—14,733 32	511,767 36	147 48
Totals	544,632 28	494,377 45	4,856,076 97	383,711 61	427,152 55	74,738 15	509,023 61	1,135 76	56,262 15	46,517 54	7,393,628 07	225,890 18

*—Deficiency of market under book value of securities.

†Includes loans on collateral, \$134,800.00.

The amounts of deposits (par value) pursuant to Section 38 of The Insurance Act at date of publication are as follows: Federal Fire Insurance Co., \$51,435.85; Hand in Hand Insurance Co., \$95,505.84; Merchants Fire Insurance Co., \$97,700.00; Pilot Insurance Co., \$50,000.00; Provident Assurance Co., \$75,000.00; Queen City Fire Insurance Co., \$73,893.33; Stansstead and Sherbrooke Fire Insurance Co., \$51,500.00; Toronto General Insurance Co., \$92,000.00; Wellington Fire Insurance Co., \$100,000.00.

II.—FIRE AND OTHER CLASSES—Continued
LIABILITIES, DECEMBER 31ST, 1931

Name of Company	Provision for unpaid claims in Ontario.		Provision for unpaid claims elsewhere than in Ontario.		Reserve of unearned premiums in Ontario.		Reserve of unearned premiums elsewhere than in Ontario.		Dividends to shareholders.		Taxes and other expenses due and accrued.		All other liabilities.		Total liabilities except capital stock.		Excess assets over liabilities, excluding capital stock.		Capital stock paid in cash.	
	\$	c.	\$	c.	\$	c.	\$	c.	\$	c.	\$	c.	\$	c.	\$	c.	\$	c.	\$	c.
Federal Fire Insurance Co.	2,186	40	149,549	93	2,350	00	6,753	75	169,840	17	260,247	95	125,000	00
Hand in Hand Insurance Co.	305	00	55,429	42	3,453	38	203,537	31	262,815	11	227,986	21	100,000	00
Merchants Fire Insurance Co.	9,265	00	175,439	98	11,032	17	26,949	77	232,686	92	579,603	66	150,000	00
Pilot Insurance Co.	81,073	91	211,472	56	8,451	60	309,586	69	409,586	69	329,597	90	269,930	00
Provident Assurance Co.	25,517	25	322,949	41	65,714	65	423,502	70	37,024	14	283,436	44	1,158,144	59	564,725	30	294,805	00
Queen City Fire Insurance Co.	11,474	30	91,783	70	3,281	07	53,361	05	159,900	12	584,717	67	100,000	00
Scanshead and Sierbrooke Fire Insurance Co.	3,135	65	1,518	22	49,516	59	129,462	57	34,965	15	117,944	51	183,633	12	594,256	93	143,000	00
Toronto General Insurance Co.	50,503	89	210,266	89	144,665	67	132,586	61	690,932	72	592,225	83	284,390	25
Wellingon Fire Insurance Co.	2,231	56	946	27	153,416	01	19,581	18	2,195	00	4,249	64	184,619	66	327,147	70	150,000	00
Totals	185,783	05	535,680	79	1,098,988	51	705,133	06	102,752	51	704,781	00	3,333,118	92	4,000,509	15	1,617,125	25

PROFIT AND LOSS ACCOUNT

Name of Company	Net premiums written in Ontario.		Net premiums earned in Ontario.		Net other premiums earned elsewhere.		Total net premiums earned.		Net claims and adjustments in Ontario.		Net claims and adjustments elsewhere.		Total net claims, commissions, and other expenses.		Underwriting profit or loss.*			
	\$	C.	\$	C.	\$	C.	\$	C.	\$	C.	\$	C.	\$	C.	\$	C.		
Federal Fire Insurance Co.	187,843	95	191,459	84	191,459	84	191,459	84	106,145	05	76,276	43	182,421	48	0,038	56		
Hand in Hand Insurance Co.	83,418	86	91,746	24	91,746	24	91,746	24	47,247	39	37,191	59	84,438	98	7,307	20		
Merchants Fire Insurance Co.	212,228	31	220,039	85	220,039	85	220,039	85	96,138	87	108,753	92	204,892	79	13,347	06		
Pilot Insurance Co.	555,855	28	559,834	20	559,834	20	559,834	20	294,816	24	265,096	29	560,512	53	8,678	53		
Provident Assurance Co.	129,042	30	140,034	99	107,250	42	930,946	42	73,808	33	372,742	41	1,020,126	02	18,070	22		
Queen City Fire Insurance Co.	93,839	67	99,016	43	99,016	43	99,016	43	60,129	12	43,766	61	103,895	75	4,879	30		
Stanstead and Sherbrooke Fire Insurance Co.	79,009	01	86,407	25	158,201	12	240,812	69	50,467	50	93,735	96	225,245	56	15,267	13		
Toronto General Insurance Co.	278,127	29	670,484	69	302,288	27	683,216	67	176,675	36	493,386	67	1,084,586	85	99,081	91		
Wellington Fire Insurance Co.	226,507	97	27,752	00	212,591	96	30,892	17	115,508	52	11,488	32	238,748	71	4,733	42		
Totals.....	1,845,872	64	1,832,636	63	1,866,838	78	1,803,256	38	1,020,936	38	1,172,156	83	1,511,776	04	3,704,869	25	*34,774	09

Name of Company	Interest, dividends and rents earned.		Bad debts recovered previously written off.		Profit on sale of investments.		Other gains.		Total other revenue.		Interest on money borrowed for investment.		Bad debts written off.		Decrease in market value of investments.		Other losses.		Total expenditure.		Excess of other revenue over other expenditure.		Total net profit or loss for year.	
	\$	C.	\$	C.	\$	C.	\$	C.	\$	C.	\$	C.	\$	C.	\$	C.	\$	C.	\$	C.	\$	C.	\$	C.
Federal Fire Insurance Co.	17,894	73	17,894	73	204	89	17,894	73	17,894	73	5,730	00	5,730	00	12,164	73	12,164	73	5,730	00	12,164	73	21,203	09
Hand in Hand Insurance Co.	16,127	22	16,333	11	673	85	16,333	11	16,333	11	26,353	71	26,353	71	16,333	11	16,333	11	29,435	05	16,333	11	23,640	37
Merchants Fire Insurance Co.	35,484	32	36,164	67	6	00	36,164	67	36,164	67	404	43	404	43	6,729	62	6,729	62	6,729	62	6,729	62	21,876	68
Pilot Insurance Co.	23,366	37	23,366	37	798	16	23,366	37	23,366	37	5,611	50	5,611	50	10,904	48	10,904	48	48,200	57	10,904	48	10,226	12
Provident Assurance Co.	62,398	10	77,705	07	31	75	5,876	78	77,705	07	21,118	92	21,118	92	29,504	50	29,504	50	48,200	57	29,504	50	47,574	12
Queen City Fire Insurance Co.	35,081	60	35,081	60	39,515	68	39,515	68	35,113	35	26	19	26	19	14,032	76	14,032	76	14,032	76	14,032	76	16,201	29
Stanstead and Sherbrooke Fire Insurance Co.	39,029	01	486	59	79,795	85	486	59	79,795	85	3,900	00	3,900	00	10,463	92	10,463	92	29,051	68	10,463	92	26,031	05
Toronto General Insurance Co.	54,761	03	25,034	82	20,929	32	25,034	82	20,929	32	8,249	50	8,249	50	26,519	66	26,519	66	8,249	50	26,519	66	72,562	25
Wellington Fire Insurance Co.	20,927	32	20,927	32	31,437	44	31,437	44	31,437	44	74,587	19	74,587	19	12,677	82	12,677	82	200,437	67	12,677	82	17,413	24
Totals.....	305,069	70	346,816	07	1,076	90	346,816	07	346,816	07	98,178	04	98,178	04	146,378	40	146,378	40	200,437	67	146,378	40	111,604	31

*Loss.
aAssets written down.

ABSTRACT OF BUSINESS TRANSACTED BY JOINT STOCK INSURANCE COMPANIES TRANSACTING FIRE AND OTHER CLASSES

Classes of Insurance	Ontario				Ontario and elsewhere				Net losses incurred during the year not including adjustment expenses		
	Gross risks written	Net at risk	Gross premiums written	Less cancelled and reinsured	Net premiums written	Gross risks written	Less cancelled and reinsured	Net premiums written			
FEDERAL FIRE INSURANCE COMPANY											
Fire.....	\$ 35,203,947 00	\$ 42,526,213 00	\$ 311,358 59	\$ 126,691 21	\$ 184,667 38	\$ 102,873 04	\$ 35,203,947 00	\$ 42,526,213 00	\$ 311,358 59	\$ 184,667 38	\$ 102,873 04
Plate Glass.....	1,405 56	49 07	1,356 49	1,405 56	1,356 49
Burglary.....	1,895 65	75 57	1,820 08	1,895 65	1,820 08
Totals.....	\$ 35,203,947 00	\$ 42,526,213 00	\$ 314,659 80	\$ 126,815 85	\$ 187,843 95	\$ 102,873 04	\$ 35,203,947 00	\$ 42,526,213 00	\$ 314,659 80	\$ 187,843 95	\$ 102,873 04
HAND-IN-HAND INSURANCE COMPANY											
Fire.....	8,851,199 00	10,061,732 00	84,527 97	14,347 01	70,180 96	41,990 24	8,851,199 00	10,061,732 00	84,527 97	70,180 96	41,990 24
Automobile.....	12,767 42	2,722 69	10,044 73	2,492 89	12,767 42	10,044 73	2,492 89
Plate Glass.....	3,286 16	92 99	3,193 17	947 26	3,286 16	3,193 17	947 26
Totals.....	8,851,199 00	10,061,732 00	100,581 55	17,162 69	83,418 86	45,430 39	8,851,199 00	10,061,732 00	100,581 55	83,418 86	45,430 39
MERCHANTS FIRE INSURANCE COMPANY											
Fire.....	33,461,191 00	57,845,948 00	252,011 53	48,925 78	203,085 75	89,539 42	33,461,191 00	57,845,948 00	252,011 53	203,085 75	89,539 42
Automobile.....	11,793 16	2,650 60	9,142 56	2,513 58	11,793 16	9,142 56	2,513 58
Totals.....	33,461,191 00	57,845,948 00	263,804 69	51,576 38	212,228 31	92,053 00	33,461,191 00	57,845,948 00	263,804 69	212,228 31	92,053 00
PILOT INSURANCE COMPANY											
Fire.....	2,907,210 00	2,813,946 00	23,692 17	14,320 86	9,371 31	3,428 53	2,907,210 00	2,813,946 00	23,692 17	9,371 31	3,428 53
Automobile.....	874,267 07	332,329 21	541,937 86	287,112 67	874,267 07	541,937 86	287,112 67
Guarantee.....	340 00	340 00	340 00
Burglary.....	2,230 37	972 96	1,257 41	145 71	2,230 37	1,257 41	145 71
Inland Transportation.....	2,073 65	1,317 99	755 66	321 77	2,073 65	755 66	321 77
Liability.....	457 50	318 17	139 33	510 85	457 50	139 33	510 85
Plate Glass.....	1,968 97	823 23	1,145 74	121 77	1,968 97	823 23	121 77
Totals.....	2,907,210 00	2,813,946 00	906,426 59	350,571 31	555,855 28	292,473 81	2,907,210 00	2,813,946 00	906,426 59	555,855 28	292,473 81

Classes of Insurance	Ontario					Ontario and elsewhere						
	Gross risks written	Net at risk	Gross premiums written	Less cancelled and reinsured	Net premiums written	Net losses incurred during year not including adjustment expenses	Net premiums written	Less cancelled and reinsured	Gross premiums written	Net losses incurred during year not including adjustment expenses		
PROVIDENT ASSURANCE COMPANY												
Fire.....	13,075,632 00	9,835,397 00	126,719 35	77,457 43	49,261 92	15,105 28	37,630,795 00	30,286,541 00	412,157 90	244,151 61	168,006 29	127,983 22
Automobile.....	11,671 75	48,678 09	63,993 66	46,687 61	593,584 43	221,718 85	371,865 58	198,900 02
Accident and Sickness.....	7,783 82	2,002 63	5,781 19	3,550 50	85,735 89	9,943 27	75,792 62	24,354 45
Guarantee.....	417 46	139 61	277 85	1,153 45	37,801 22	8,486 03	29,315 19	5,792 30
Plate Glass.....	1,031 51	182 20	849 31	186 66	7,742 55	1,990 55	5,752 00	3,017 71
Burdary.....	349 00	130 05	218 95	27,033 18	5,982 81	21,050 37	11,756 73
Liability.....	2,920 11	891 50	2,028 61	1,760 84	758,496 71	376,063 84	382,432 87	209,200 21
Inland Transportation.....	8,401 10	2,354 16	6,046 94	1,778 49	8,483 60	2,354 16	6,129 44	1,778 49
Weather.....	2,251 50	1,667 63	583 87	2,251 50	1,667 63	583 87
Life.....	46,282 57	6,166 36	40,116 21	17,780 08
Totals.....	13,075,632 00	9,835,397 00	262,545 60	133,503 30	129,042 30	70,222 83	37,630,795 00	30,286,541 00	1,981,560 10	878,525 11	1,103,034 99	600,563 21
QUEEN CITY FIRE INSURANCE COMPANY												
Fire.....	15,597,926 00	27,966,626 00	105,812 45	11,972 78	93,839 67	58,595 45	15,597,926 00	27,966,626 00	105,812 45	11,972 78	93,839 67	58,595 45
STANSTEAD AND SHERBROOKE FIRE INSURANCE COMPANY												
Fire.....	12,766,867 77	10,687,201 67	119,771 57	40,762 56	79,009 01	49,674 95	41,206,517 07	30,998,362 64	439,089 17	199,672 91	239,416 26	140,263 49
TORONTO GENERAL INSURANCE COMPANY												
Fire.....	19,762,748 00	19,593,331 00	167,781 31	62,974 81	36,526,670 00	31,482,240 00	340,307 52	180,286 61	160,020 91	116,219 30
Automobile.....	233,740 57	78,230 57	155,510 56	66,137 07	428,417 94	149,747 05	278,670 89	126,508 02
Accident.....	4,186 07	3,350 42	835 65	369 85	4,537 07	3,574 02	959 05	383 18
Burdary.....	3,611 93	723 62	2,888 31	259 50	16,527 78	2,929 53	13,598 25	2,733 55
Guarantee.....	10,631 85	2,905 06	7,726 79	-537 92	49,795 54	12,577 20	37,218 34	16,800 76
Inland Transportation.....	9,405 32	4,240 10	5,165 22	952 83	10,090 35	4,331 08	5,759 27	1,821 83
Liability.....	54,530 38	31,571 29	22,959 09	14,069 95	249,177 16	75,497 79	173,679 37	131,429 66
Marine.....	181 87	199 28	-17 41	1,614 98
Plate Glass.....	3,610 87	636 70	2,974 17	933 28	7,570 85	2,250 76	5,320 09	1,995 49
Weather.....	2,341 88	132 84	2,209 04	2,311 78	2,341 88	143 48	2,200 90	2,736 76
Blanket Residence.....	3,212 20	1,022 03	2,190 17	923 87	4,615 20	1,868 97	2,746 23	3,303 19
Workmen's Compensation (Quebec).....
Unreported Claims.....
Credit.....
Totals.....	19,762,748 00	19,593,331 00	492,452 38	214,325 09	278,127 29	158,395 02	36,526,670 00	31,482,240 00	1,404,153 02	455,541 04	948,611 98	619,313 04
WELLINGTON FIRE INSURANCE COMPANY												
Fire.....	41,504,750 00	43,732,882 00	355,602 50	155,202 34	200,400 16	108,520 45	46,222,667 00	49,281,218 00	404,893 51	176,741 35	228,152 16	119,774 62
Automobile.....	31,300 09	5,192 28	26,107 81	3,751 38	31,300 09	5,192 28	26,107 81	3,751 38
Totals.....	41,504,750 00	43,732,882 00	386,902 59	160,394 62	226,507 97	112,271 83	46,222,667 00	49,281,218 00	436,193 60	181,933 63	254,259 97	123,526 00

**DEVELOPMENT OF CLAIMS VALUATIONS, COMBINING ALL
CLASSES OF INSURANCE**

SHOWING VALUATIONS OF CLAIMS BY YEARS OF INCURRENCE AS ULTIMATELY DEVELOPED IN
COMPARISON WITH ESTIMATES MADE

FEDERAL FIRE INSURANCE COMPANY OF CANADA

Year Incurred	1st Year	2nd Year	3rd Year	4th Year	5th Year	6th Year
1926.....	54,957 14	55,291 68	55,291 68	55,291 68	55,291 68	55,291 68
1927.....	52,910 36	52,818 41	52,818 41	52,818 41	52,818 41	52,818 41
1928.....	62,542 52	63,417 43	63,417 43	63,417 43
1929.....	69,724 84	66,875 57	66,875 57
1930.....	130,967 20	120,884 59
1931.....	109,764 22

HAND IN HAND INSURANCE COMPANY

Year Incurred	1st Year	2nd Year	3rd Year	4th Year	5th Year	6th Year
1926.....	48,365 72	48,365 72	48,365 72	48,365 72	48,365 72	48,365 72
1927.....	52,196 56	52,196 56	52,196 56	52,196 56	52,196 56
1928.....	43,458 46	41,309 53	41,309 53	41,309 53
1929.....	89,166 49	81,920 65	81,920 65
1930.....	37,451 84	37,257 50
1931.....	47,441 73

MERCHANTS FIRE INSURANCE COMPANY

Year Incurred	1st Year	2nd Year	3rd Year	4th Year	5th Year	6th Year
1926.....	136,049 80	136,785 74	136,785 74	136,785 74	136,785 74	136,785 74
1927.....	88,891 69	88,097 87	88,097 87	88,097 87	88,097 87
1928.....	103,558 63	102,311 97	102,311 97	102,311 97
1929.....	96,616 39	95,036 07	95,036 07
1930.....	109,575 36	109,052 41
1931.....	96,661 82

PILOT INSURANCE COMPANY

Year Incurred	1st Year	2nd Year	3rd Year	4th Year	5th Year	6th Year
1927.....	5,828 24	7,738 69	8,663 09	8,663 09	8,663 09
1928.....	59,295 03	71,945 82	72,766 75	72,659 95
1929.....	122,648 37	133,972 98	135,718 74
1930.....	232,002 05	261,660 45
1931.....	287,668 64

PROVIDENT ASSURANCE COMPANY

Year Incurred	1st Year	2nd Year	3rd Year	4th Year	5th Year	6th Year
1926.....	257,870 48	327,288 96	327,288 96	327,288 96	304,693 73	304,693 73
1927.....	347,714 44	441,792 98	437,654 98	436,835 05	436,835 05
1928.....	545,610 66	424,641 61	441,194 90	441,194 90
1929.....	721,749 94	744,618 87	744,618 87
1930.....	571,946 57	708,225 64
1931.....	682,938 64

DEVELOPMENT OF CLAIMS VALUATIONS, COMBINING ALL CLASSES OF INSURANCE—Continued

QUEEN CITY FIRE INSURANCE COMPANY

Year Incurred	1st Year	2nd Year	3rd Year	4th Year	5th Year	6th Year
1926.....	44,818 27	44,818 27	44,818 27	44,818 27	44,818 27	44,818 27
1927.....	34,876 24	34,876 24	34,876 24	34,876 24	34,876 24
1928.....	38,742 88	39,198 15	39,198 15	39,198 15
1929.....	46,944 23	46,888 83	46,888 83
1930.....	40,188 46	39,870 18
1931.....	60,447 40

STANSTEAD AND SHERBROOKE FIRE INSURANCE COMPANY

Year Incurred	1st Year	2nd Year	3rd Year	4th Year	5th Year	6th Year
1928.....	66,310 99	66,310 99	66,310 99	66,310 99
1929.....	110,907 57	110,907 57	110,907 57
1930.....	125,992 06	124,947 39
1931.....	145,248 13

TORONTO GENERAL INSURANCE COMPANY

Year Incurred	1st Year	2nd Year	3rd Year	4th Year	5th Year	6th Year
1926.....	466,965 34	525,748 28	529,428 83	538,437 79	538,437 79	542,988 16
1927.....	401,321 29	444,184 27	454,194 61	454,194 61	459,722 80
1928.....	362,063 58	410,366 35	377,547 85	386,083 88
1929.....	542,691 78	539,627 75	536,380 95
1930.....	747,110 57	673,652 03
1931.....	510,908 66

WELLINGTON FIRE INSURANCE COMPANY

Year Incurred	1st Year	2nd Year	3rd Year	4th Year	5th Year	6th Year
1926.....	85,288 86	84,838 03	84,838 03	84,838 03	84,838 03	84,838 03
1927.....	95,310 87	95,933 11	95,933 11	95,933 11	95,933 11
1928.....	81,451 79	80,690 98	80,690 98	80,690 98
1929.....	84,971 33	83,699 68	83,699 68
1930.....	113,699 64	87,553 35
1931.....	146,043 54

B

MUTUAL INSURANCE
CORPORATIONS

- I. FARMERS' MUTUALS—FIRE.
- II. FARMERS' MUTUALS—WEATHER.
- III. ASSOCIATED NEW ENGLAND FACTORY MUTUALS.

ASSETS AND LIABILITIES; RECEIPTS AND EXPENDITURES

I.—FARMERS' MUTUAL FIRE INSURANCE CORPORATIONS

ASSETS, DECEMBER 31ST, 1931

Name of Corporation	Real estate		Mortgages, bonds and other securities		Cash		Agents' balances		Cash payments and instalments of 1931 unpaid		Special Assessments of 1931 unpaid		Interest due and accrued		All other assets		Total assets		Net unassessed premium note residue	
	\$	c.	\$	c.	\$	c.	\$	c.	\$	c.	\$	c.	\$	c.	\$	c.	\$	c.	\$	c.
1 Algoma.....			25,416	27	3,647	73											29,064	00	57,346	53
2 Amherst Island.....			5,000	00	2,921	30											7,921	30	11,538	70
3 Ayr.....			24,631	22	10,438	73			920	64			431	47	*1,026	85	37,448	91	225,370	57
4 Bay of Quinte.....					9,062	30			774	70							9,837	00	146,035	05
5 Bertie and Willoughby.....			26,053	72	1,120	91			605	21			485	61			28,265	45	166,202	15
6 Blanshard.....					3,371	79			1,604	30							4,976	09	93,270	20
7 Blenheim N.....			9,100	00	19,563	60					518	65					29,422	25	85,230	58
8 Brant County.....					4,158	87							240	00	*2,027	50	7,636	82	154,659	00
9 Canadian Millers.....			330,040	12	1,175	96			1,429	00			7,791	89			340,436	97	108,193	68
10 Caradoc.....			23,661	47	3,139	01			102	18			216	72			27,119	38	114,987	71
11 Clinton.....			4,000	00	932	95			952	15							5,885	10	122,957	07
12 Cuross.....			18,000	00	1,458	51			1,917	16			164	16			21,539	83	45,711	99
13 Dereham and W. Oxford.....					2	47			1,284	65							3,611	82	110,758	31
14 Dorchester, N. and S.....					3,518	40			751	85							4,270	25	219,618	70
15 Downie.....			22,000	00	840	19											23,465	56	106,502	77
16 Dufferin Farmers.....			3,000	00					741	74							3,810	81	216,791	88
17 Dumfries N. and Waterloo S.....					1,737	24			3,317	02			12	50			13,775	66	250,392	30
18 Dunwich Farmers.....			36,500	00	5,358	66			904	05			449	15			43,211	86	136,521	61
19 Easthope S.....			53,160	36	4,252	73			900	50							60,344	18	371,889	71
20 Ekfrid.....					846	29			346	11							1,192	40	96,478	04
21 Elma.....					536	90			1,486	11							2,023	01	283,531	18
22 Eramosa.....			12,000	00	340	87			893	30							13,234	17	107,761	80
23 Erie.....			15,000	00					374	45							24,029	75	98,848	82
24 Farmers Central.....			77,733	20	7,654	34			145	40							102,452	65	1,143,101	80
25 Farmers Union.....			30,175	00	3,509	44			885	76			1,367	93	*3,924	20	182,486	78	404,429	55
26 Formosa.....			22,800	00	2,225	37			8,878	30			709	30	467	92	26,503	52	312,516	11
27 Germania.....			10,000	00	5,733	68			1,478	15							21,459	78	201,532	14
28 Glengarry.....					159	80			3,404	19			2,321	91			859	80	213,436	22
29 Grand River.....			2,000	00					877	72					*700	00	2,877	72	102,766	71
30 Grenville Patron.....			26,440	17	20,522	80			1,652	98					76	80	67,645	85	280,064	12

31 Grey and Bruce	2,000 00	7,510 00	391 90	1,607 74	50 05	*2,463 24	14,022 93	181,395 09
32 Guelph Twp.		5,000 00	655 96	352 00	75 00		6,082 96	51,057 38
33 Halton Union		50,500 00	8,358 99		1,960 25	1,200 00	62,019 24	321,197 50
34 Hamilton Twp.		31,964 80	6,064 19	667 00	322 00		39,017 99	156,448 96
35 Hay Twp.		27,802 44	9,729 88	366 70	258 88		38,157 99	202,073 35
36 Hopewell Creek			13,357 85	158 15			13,516 00	22,323 17
37 Howard Farmers	1,900 00	20,649 05	4,677 54	1,016 95	267 85		28,511 39	224,416 59
38 Howick	1,300 00	55,284 00	3,251 79	1,824 05	664 18		62,324 02	418,670 71
39 Kent and Essex		81,818 73	6,118 67	2,524 55	2,532 64		92,994 59	652,611 37
40 Lambton	1,200 00	30,000 00	1,319 34	5,895 25	258 34		38,672 93	367,503 98
41 Lanark			7,640 45	3,485 08			24,574 32	416,473 97
42 Lennox and Addington		14,892 00	2,751 78	959 80	187 50		18,791 08	93,282 87
43 Lobo		29,200 00	730 41		394 50		30,324 91	83,233 10
44 London Twp.		31,784 05	6,643 50	729 95	517 47		39,674 97	125,378 28
45 McGillivray		14,500 00	2,412 56	253 80	262 47		17,428 83	36,299 08
46 McKillop		10,000 00	14,091 19	1,195 62			25,286 81	180,122 90
47 Maple Leaf		63,665 64	9,593 95	4,406 40	938 50	1,200 00	79,804 49	363,489 10
48 Nissouri		40,802 00	9,466 89	336 03	480 82	25 00	51,110 74	229,855 46
49 Norfolk			679 33	61 55		13 50	754 38	115,909 81
50 North Kent			873 48	1,386 15			2,259 63	145,159 88
51 Oneida			277 87	164 80		*492 30	934 97	40,651 75
52 Ontario Threshermen's		1,000 00	1,605 73	1,380 50			3,986 23	40,508 85
53 Otter		42,333 00	1,311 89	2,045 96			46,443 77	209,448 08
54 Oxford			8,271 76	600 98			8,872 74	36,838 76
55 Peel County	2,000 00	39,100 00	14,947 02	6,119 05	96 00		60,907 37	699,037 85
56 Peel and Maryboro'			25,244 62	2,240 15	58 60	*1,000 00	30,543 37	290,530 54
57 Prescott Farmers			2,778 91	1,219 10		**5,079 13	12,106 41	220,894 80
58 Pustinch		1,125 70	527 02	1,139 54			9,407 61	65,301 43
59 Saltfleet and Bimbrook	400 00	6,012 48	175 92	2,940 01			9,528 41	139,971 54
60 Southwold			1,191 27	2,318 11			3,909 97	85,430 38
61 Sydenham	8,500 00	10,000 00	3,689 74	6,504 58		2,183 27	39,909 97	710,350 32
62 Townsend		17,402 80		93 30			17,496 10	89,291 49
63 Usborne and Hibbert		50,800 00	12,739 21	912 85		1,035 00	65,487 06	282,541 75
64 Walpole Farmers	2,500 00	8,000 00	7,139 91	436 75			18,494 11	137,666 50
65 Waterloo North	1,000 00	121,800 00	228 95	3,004 80			134,285 84	958,365 62
66 Wawanosh West	2,500 00	32,000 00	4,440 30	590 30		*2,207 70	39,997 40	608,660 74
67 Westminster Twp.		17,207 98	3,821 10			466 80	21,029 08	122,227 04
68 Williams East			4,625 17	518 56			5,143 73	86,696 28
69 Yarmouth			3,099 32	322 05			3,421 37	78,187 28
Totals	32,663 39	1,638,866 20	323,156 20	86,071 14	198,192 08	29,596 35	2,363,643 70	15,277,948 57

*Due from reinsurance on losses.
 **Includes \$2,162.24 due from reinsurance on losses.

31 Grey and Bruce.....	3,952 85	13,000 00	8,582 04	1,699 50	27,234 39	3,335	7,261,024 00
32 Guelph Twp.....			1,136 34		1,136 34	356	1,042,825 00
33 Halton Union.....			30,924 02		30,924 02	3,339	11,922,475 00
34 Hamilton Twp.....			20,530 39	178 00	20,708 39	2,607	6,076,073 00
35 Hay Twp.....			6,255 61		6,255 61	1,933	7,842,120 00
36 Hopewell Creek.....			907 15		907 15	392	987,385 00
37 Howard Farmers.....	2,800 00		16,782 43		19,582 43	2,646	10,131,523 00
38 Howick.....	2,347 33	20,000 00	30,200 57		52,620 90	6,356	17,306,822 50
39 Kent and Essex.....	3,711 50		86,706 22		86,706 22	7,684	25,715,169 00
40 Lambton.....			65,284 65		68,996 15	5,240	16,969,562 00
41 Lanark.....		850 00	38,108 16		38,958 16	8,257	20,398,435 00
42 Lennox and Addington.....	175 00		8,903 66		8,903 66	1,584	4,189,873 00
43 Lobo.....			8,265 83		9,765 83	1,017	3,465,178 00
44 London Twp.....			12,250 15	284 00	12,534 15	1,621	5,200,920 00
45 McGillivray.....	3,223 00		3,962 19		3,962 19	644	1,529,886 00
46 McKillop.....		20,000 00	7,898 85		11,121 85	2,482	8,071,457 00
47 Maple Leaf.....			66,578 69	5,093 18	91,671 87	6,708	17,596,617 00
48 Nissouri.....	12 00	7,400 00	13,140 00	430 78	13,570 78	2,538	11,120,526 00
49 Norfolk.....		4,000 00	6,474 11		14,736 11	1,576	4,148,870 50
50 North Kent.....		500 00	11,343 20		15,343 20	2,027	5,840,560 00
51 Oneida.....	3,212 25		2,549 15	4 98	6,266 38	493	1,690,658 00
52 Ontario Threshermen's.....		1,462 99	5,474 46		6,937 45	795	539,325 00
53 Otter.....	3,054 00		12,329 91		15,383 91	2,519	8,754,817 00
54 Oxford.....	1,500 00		3,868 95		5,368 95	922	2,418,665 27
55 Peel County.....	1,451 25		60,021 08		62,672 33	7,730	24,498,955 00
56 Peel and Maryboro.....			14,205 40		27,870 40	3,328	12,597,478 00
57 Prescott Farmers.....		57,515 00	31,024 44		106,294 96	4,801	11,373,254 00
58 Puslinch.....			7,159 23		7,159 23	554	1,954,639 00
59 Saltfleet and Binbrook.....		1,200 00	17,774 93		18,974 93	1,834	6,381,715 00
60 Southwold.....			4,075 80		4,075 80	1,056	3,439,212 00
61 Sydenham.....	4,000 00	5,790 44	54,893 88		79,927 57	10,888	32,733,168 43
62 Townsand.....		2,500 00	4,459 40	41 60	7,501 00	1,059	3,532,469 00
63 Osborne and Hibbert.....			9,044 11		9,044 11	2,552	10,876,840 00
64 Walpole Farmers.....			4,713 48		4,713 48	783	3,156,840 00
65 Waterloo North.....	23,200 00		38,932 49		82,313 31	9,947	40,559,985 00
66 Wawanosh W.....	3,250 00	20,000 00	13,255 33		22,865 33	5,134	16,570,868 50
67 Westminster Twp.....	6,360 00		5,197 00		5,197 00	1,329	4,841,628 00
68 Williams E.....	1,510 00		4,236 32		5,746 32	1,265	3,523,438 00
69 Yarmouth.....			5,509 20		5,509 20	1,106	3,545,045 00
Totals.....	59,277 00	211,276 94	1,278,357 33	8,026 70	1,728,213 26	202,142	633,569,360 41

1.—FARMERS MUTUAL FIRE INSURANCE CORPORATIONS—Continued
EXPENDITURE FOR YEAR ENDED DECEMBER 31ST, 1931

Name of Corporation	Expenses of Management										Losses	Re-insurance			Refunds, rebates and repayment of loans			All other expenditure	Totals			Invested (not extended)			
	Agents' commission, etc.		Interest		License fee		Salaries and general expense account		Total expenses of management			\$	c.	c.	\$	c.	c.		\$	c.	c.		\$	c.	c.
	\$	c.	\$	c.	\$	c.	\$	c.	\$	c.															
1. Algoma.....	1,551	30			50	00	3,400	75	5,002	05	11,370	43	622	25	311	80			17,536	89	1,984	39	1		
2. Amherst Island.....	116	69			25	00	287	32	399	01	1,283	00	5	76					1,687	77			2		
3. Ayr.....	101	87			75	00	3,288	76	3,465	35	50,774	77	917	13	182	30			55,339	53			3		
4. Bay of Quinte.....	1,629	60			75	00	2,433	18	4,137	78	19,264	00	652	19	232	15			24,286	12			4		
5. Berie and Willoughby.....	1,380	25			75	00	2,208	72	3,663	97	19,814	46	1,352	05	477	24			25,307	72			5		
6. Blanshard.....	391	00	6	45	50	00	974	10	1,421	55	11,513	28	987	45	80	30	1,000	00	15,028	93			6		
7. Blenheim North.....	893	00			50	00	1,505	98	2,448	98	6,714	29	1,196	02	21	90			10,381	19			7		
8. Brant County.....	1,496	00			75	00	2,188	99	3,759	99	22,058	01	3,122	16	226	14			29,166	30			8		
9. Canadian Millers.....	31	50			50	00	12,150	77	12,232	27	48,945	71			15,070	93			76,885	91	50,265	69	9		
10. Caradoc.....	181	00			50	00	1,694	74	1,835	74	17,942	70	465	31	80	77			20,324	52	3,676	20	10		
11. Clinton.....	968	00			50	00	1,450	16	2,468	16	14,319	00	367	85	175	52			17,330	53			11		
12. Culross.....	390	00			50	00	814	72	1,254	72	3,086	96	836	11	50				5,228	49	5,953	19	12		
13. Dereham and W. Oxford.....	172	00	36	21	75	00	2,141	63	2,124	84	24,180	84	3,708	31	301	94	700	00	31,315	93			13		
14. Dorchester N. and S.....	708	00	66	80	100	00	2,556	25	3,431	05	41,540	18	4,344	39	548	34			52,863	96			14		
15. Downie.....					50	00	1,348	12	1,398	12	11,072	47	571	10	21	60			13,103	29	5,000	00	15		
16. Dufferin Farmers.....	1,685	00	5	85	100	00	2,512	64	3,303	49	38,759	23	2,466	27	201	00	1,000	00	46,529	99			16		
17. Dumfries N. and Waterloo S.....	887	00	341	94	100	00	4,358	64	5,687	58	64,116	20	2,656	52	168	37	21,500	00	94,128	67			17		
18. Dumwich Farmers.....	301	50			75	00	1,181	45	1,557	95	5,850	35	437	50	144	10			8,253	63	21,522	55	18		
19. Easthope S.....	1,794	00			75	00	2,394	26	4,263	26	14,245	57	124	55					20,663	97			19		
20. Elfrid.....	141	00			50	00	1,318	85	1,512	85	16,387	29	161	53	147	52			18,209	19			20		
21. Elma.....	668	00	24	55	75	00	1,318	40	2,085	95	41,520	18			196	31	45,302	44	45,302	44			21		
22. Eramosa.....	349	50			50	00	996	68	1,490	43	11,252	27	1,919	15	10	25	7,200	00	21,872	10			22		
23. Erie.....	696	25			50	00	1,274	22	2,020	47	10,838	84	1,888	42	147	63			14,895	36			23		
24. Farmers Central.....	6,922	50	157	38	300	00	14,399	72	21,779	60	218,169	19	28,790	55	3,021	05			303,237	86			24		
25. Farmers Union.....	6,244	00	200	00	150	00	9,829	13	16,423	13	133,147	53	4,673	35	3,426	53			157,675	24	5,000	00	25		
26. Formosa.....	2,207	04			100	00	3,307	78	5,614	82	60,814	05	8,719	55	498	56			75,646	98	3,000	00	26		
27. Germania.....	1,104	00	33	00	100	00	2,997	19	4,234	19	36,156	22	15,564	44	595	49			56,550	34	10,000	00	27		
28. Glengarry.....	2,108	14			100	00	3,302	27	5,510	41	57,233	15	6,096	70	824	05			69,664	32			28		
29. Grand River.....	704	00			50	00	1,920	18	2,674	18	21,875	68	820	00	126	90			25,620	40			29		
30. Grenville Patron.....	2,930	08			100	00	4,487	34	7,517	42	84,344	82			588	20			92,447	44			30		

31 Grey and Bruce.....	1,632 61	75 00	3,178 96	4,886 57	24,953 61	3,660 75	479 21	6,774 15	40,754 29	31
32 Guelph Township.....	50 00	444 20	2,854 33	247 75	30 80	3,627 08	5,104 22
33 Haldon Union.....	2,109 00	100 00	3,660 92	5,809 92	45,305 24	5,534 65	664 37	57,374 18	33
34 Hamilton Township.....	1,166 00	75 00	2,079 85	3,320 85	6,959 71	1,155 08	941 44	7 81	12,384 89	4,955 00
35 Hay Township.....	823 40	75 00	1,928 35	2,826 75	13,101 97	14 85	15,943 57	2,911 50
36 Hopewell Creek.....	232 00	50 00	477 46	759 46	20 00	315 10	17 30	1,111 86	36
37 Howard Farmers.....	999 60	100 00	2,654 21	3,779 43	23,742 63	535 75	598 38	28,656 19	11,872 13
38 Howick Farmers.....	2,960 50	150 00	5,484 49	8,594 99	86,000 01	13,219 59	980 81	108,795 43	38
39 Kent and Essex.....	3,762 00	150 00	9,429 02	13,341 02	91,382 98	1,100 48	1,884 64	110,709 12	2,000 00
40 Lambton.....	3,616 00	100 00	4,636 58	8,440 33	63,554 97	1,292 18	1,175 21	73,462 69	15,000 00
41 Lanark.....	2,652 23	150 00	10,085 07	13,099 75	105,647 81	538 08	1,130 72	4,951 20	125,377 56	41
42 Lennox and Addington.....	2,180 61	50 00	1,734 38	3,904 99	14,682 64	614 40	329 60	19,531 63	42
43 Lobo.....	408 75	50 00	985 09	1,443 84	6,360 89	315 00	133 19	13 15	8,266 07	5,940 00
44 London Township.....	494 00	75 00	1,228 52	1,797 52	11,389 37	186 00	188 05	13,560 94	8,500 00
45 McGillivray.....	159 85	50 00	747 67	957 52	1,761 30	97 80	84 44	2,901 06	4,000 00
46 McKillop.....	1,419 85	75 00	1,831 19	3,326 04	7,636 81	1,143 98	239 07	12,345 90	46
47 Maple Leaf.....	7,986 25	100 00	5,788 39	14,027 81	56,427 80	6,029 68	2,471 30	16,700 00	96,195 82	47
48 Niagara.....	1,174 50	100 00	2,359 22	3,688 52	32,662 14	643 22	354 15	38,636 10	17,010 00
49 Norfolk.....	2,382 97	50 00	2,431 67	5,082 66	19,153 62	438 68	118 30	1,000 00	25,810 76	49
50 North Kent.....	483 30	75 00	1,416 21	1,974 51	30,149 10	538 00	67 50	32,729 11	50
51 Oneida.....	156 00	50 00	713 59	930 79	7,989 15	785 20	44 64	9,911 78	51
52 Ontario Threshermen's.....	1,940 50	25 00	3,150 94	5,116 44	7,111 20	185 30	12,413 44	52
53 Otter.....	1,562 90	75 00	2,570 67	4,208 57	16,629 70	3,674 67	439 71	373 81	25,326 46	17,340 00
54 Oxford.....	1,080 00	50 00	637 95	1,767 95	9,859 09	1,664 58	19 80	13,311 42	54
55 Peel County.....	4,675 00	150 00	5,859 85	10,684 85	75,087 01	6,753 05	1,318 60	93,843 51	55
56 Peel and Maryboro'.....	2,730 35	100 00	3,663 86	6,499 61	21,399 59	1,316 33	350 90	30,566 43	56
57 Prescott Farmers.....	2,068 84	100 00	7,553 53	11,645 70	91,099 14	2,937 00	2,380 19	17,500 00	125,562 33	57
58 Puslinch.....	325 00	50 00	996 68	1,371 68	8,523 90	28 45	10,000 00	19,924 03	58
59 Southport and Binbrook.....	1,333 50	75 00	2,359 96	3,928 06	20,506 71	642 30	208 06	2,900 00	28,324 66	59
60 Southwold.....	301 00	50 00	962 12	1,343 54	12,419 65	1,190 19	175 58	15,108 96	60
61 Sydenham.....	4,131 80	200 00	13,782 61	19,194 63	167,319 50	3,559 43	2,530 03	78,028 79	278,289 88	10,000 00
62 Townsend.....	610 00	50 00	1,407 51	2,067 51	15,629 64	379 20	192 19	50 20	18,318 74	3,187 62
63 Usborne and Hibbert.....	685 50	100 00	1,986 99	2,772 49	24,507 29	140 42	27,420 20	63
64 Walpole Farmers.....	50 00	2,034 94	2,084 94	4,056 60	488 80	49 75	21 83	4,701 92	64
65 Waterloo North.....	8,779 00	250 00	9,554 64	18,697 74	106,461 93	2,862 01	700 47	7,000 00	135,722 18	65
66 Wawanosh West.....	100 00	5,887 58	6,097 74	41,834 71	752 52	437 75	12,800 00	61,922 72	66
67 Westminster Township.....	474 00	75 00	1,393 78	1,942 78	15,601 93	558 98	658 35	18,762 01	7,000 00
68 Williams East.....	766 50	50 00	1,090 29	1,906 79	7,821 11	493 19	128 35	10,349 44	68
69 Yarmouth.....	129 00	50 00	1,035 33	1,214 33	14,115 14	1,081 43	86 66	25 00	16,522 56	69
Totals.....	106,572 23	5,725 00	223,237 21	341,092 14	2,464,227 15	160,031 69	49,756 13	189,054 14	3,220,961 96	2,212,412 49

II.—FARMERS' MUTUALS—WEATHER ASSETS

DECEMBER 31ST, 1931

Name of Corporation	Real estate	Mortgages and debentures	Cash	Installments of 1931 unpaid	Assessments of 1931 unpaid	Interest accrued	Agents' balances	All other	Total assets	Unassessed premium note Residue
	\$ c.	\$ c.	\$ c.	\$ c.	\$ c.	\$ c.	\$ c.	\$ c.	\$ c.	\$ c.
1 Huron Weather.....			8,327 31	338 80					8,666 11	207,759 45
2 Ontario Farmers.....	2,500 00	10,000 00	15,427 46	1,573 80		154 10	556 98		30,212 34	179,505 90
3 Western Farmers.....		180,000 00	19,101 61	2,563 86					201,665 47	308,870 94
Totals.....	2,500 00	190,000 00	42,856 38	4,476 46		154 10	556 98		240,543 92	696,136 29

LIABILITIES

DECEMBER 31ST, 1931

Name of Corporation	Amount of supposed loss	Interest accrued	Borrowed money and bills payable	Unearned premiums	Other liabilities	Total liabilities	Number of policies	Net amount at risk
	\$ c.	\$ c.	\$ c.	\$ c.	\$ c.	\$ c.		\$ c.
1 Huron Weather.....				11,056 91		11,056 91	3,129	5,802,225
2 Ontario Farmers.....				9,631 27		9,631 27	4,415	7,025,710
3 Western Farmers.....				26,207 72		26,207 72	8,380	19,593,724
Totals.....				46,895 90		46,895 90	15,924	32,421,659

RECEIPTS
FOR THE YEAR ENDED DECEMBER 31ST, 1931

Name of Corporation	Fees for surveys	Instalments and cash payments of 1931		Instalments prior years		Assessments 1931		Interest		Borrowed money		Agents' balances		All other		Total receipts		From investments (not extended)			
		\$	c.	\$	c.	\$	c.	\$	c.	\$	c.	\$	c.	\$	c.	\$	c.		\$	c.	
1 Huron Weather.....		9,202	80	120	05												9,322	85			
2 Ontario Farmers.....		10,616	11	368	05			699	04			853	96	154	52		12,691	68			
3 Western Farmers.....		21,518	44	537	35			8,605	67					302	00		30,963	46	8,605	67	
Totals.....		41,337	35	1,025	45			9,304	71			853	96	456	52		52,977	99		8,605	67

EXPENDITURE
FOR THE YEAR ENDED DECEMBER 31ST, 1931

Name of Corporation	Agents' commissions	Expenses of Management						Losses	Rebates	Borrowed money repaid	All other	Total	Invested (not extended)		
		Interest	License fee	Salaries and general expense acct't	Total expense of management										
	\$	c.	\$	c.	\$	c.	\$	c.	\$	c.	\$	c.	\$	c.	
1 Huron Weather.....	1,200	75	75	00	1,461	44	2,737	19	231	60			5,330	47	
2 Ontario Farmers.....	1,342	18	75	00	4,317	41	5,734	59	97	87			9,383	77	
3 Western Farmers.....	2,409	85	150	00	6,991	21	9,551	06	138	65			17,934	48	
Totals.....	4,952	78	300	00	12,770	06	18,022	84	468	12			32,648	72	
											41	94		45,000	00
														45,000	00

III.—ASSOCIATED NEW ENGLAND FACTORY MUTUAL COMPANIES
ASSETS, DECEMBER 31ST, 1931

Name of Insurer	Mortgage loans on real estate	Book value of bonds and debentures	Book value of stocks	Cash on hand in banks, and other depositories	Premium deposits in course of collection and bills receivable thereon	Other assets	Interest and dividends accrued	Reinsurance losses paid	Market value of bonds and stocks over book value	Total admitted assets	Assets not admitted
	\$	\$	\$	\$	\$	\$	\$	\$	\$	\$	\$
American Mutual, Providence.....	568,795 44	1,881,517 12	131,072 70	49,809 31	7,822 91	327,581 44	2,966,598 92	1,594 64
Arkwright Mutual, Boston.....	6,098,613 73	915,671 90	110,917 96	203,497 02	93,842 42	-123,230 63	7,299,312 40	5,762 41
Blackstone Mutual, Providence.....	2,071,794 11	2,239,460 59	155,501 45	103,621 39	28,725 65	113,177 30	4,712,280 49	2,749 05
Boston Manufacturers, Boston.....	7,070,124 74	870,540 00	88,328 31	111,042 32	115,387 73	429,683 76	8,685,106 86	3,272 70
Cotton and Woollen Manufacturers, Boston.....	1,741,056 96	28,400 00	75,514 05	41,454 34	2,500 00	24,330 63	57,205 54	1,970,961 52	2,312 68
Enterprise Mutual, Providence.....	556,031 05	1,856,996 80	135,573 91	49,809 31	7,668 98	324,427 15	2,930,507 20	1,594 64
Fall River Manufacturers, Fall River.....	2,104,112 67	163,235 80	78,633 47	80,798 25	30,764 21	138,857 33	2,596,400 93	1,702 24
Firemen's Mutual, Providence.....	2,998,207 85	2,451,261 52	237,569 08	190,567 36	41,919 49	-438,710 37	5,878,498 10	3,607 42
Hope Mutual, Providence.....	1,284,340 98	373,163 27	49,433 86	33,001 47	11,077 66	-56,738 25	1,695,120 82	1,706 39
Industrial Mutual, Boston.....	969,094 48	14,200 00	34,497 22	20,726 45	13,824 79	28,593 02	1,081,835 96	1,156 34
Keystone Mutual, Philadelphia.....	689,516 74	31,250 00	34,872 62	21,457 71	11,479 72	-29,206 74	759,370 95	267 54
Manton Mutual, Philadelphia.....	634,886 32	13,400 00	19,236 54	18,942 05	10,000 52	-19,046 32	677,419 11	64 37
Manufacturers Mutual, Providence.....	1,176,231 53	2,919,252 32	295,906 05	83,015 52	15,752 23	437,887 15	4,928,044 80	2,657 73
Mechanics Mutual, Providence.....	677,960 62	2,030,480 27	152,991 21	49,809 32	9,692 52	340,059 11	3,250,993 05	1,594 64
Mercantile Mutual, Providence.....	394,336 23	648,039 63	24,736 94	40,119 44	6,776 64	-150,385 86	1,024,423 02	759 46
Millowners Mutual, Chicago.....	1,151,168 78	1,271,435 52	74,867 77	58,404 64	15,480 19	33,704 70	2,605,061 60	1,670 29
Millwrights Mutual, Chicago.....	866,193 95	76,422 88	36,754 16	42,910 15	12,756 11	-33,086 83	1,001,950 42	1,182 63
Narragansett Mutual, Philadelphia.....	170,086 46	380,900 20	16,088 31	20,059 75	2,944 49	-71,694 67	532,854 55	379 73
National Mutual, Philadelphia.....	225,689 37	6,700 00	6,613 66	10,071 87	3,533 71	14,019 37	238,589 24
Paper Mill Mutual, Boston.....	635,855 65	17,700 00	49,150 43	20,726 45	9,915 75	-24,314 35	759,371 09	479 34
Philadelphia Manufacturers, Philadelphia.....	1,310,934 38	464,529 91	115,891 22	40,074 04	18,027 61	-38,193 67	1,911,263 49	3,232 56
Protection Mutual, Chicago.....	1,276,848 31	70,990 00	102,455 62	64,365 20	4,067 03	19,431 64	31,085 81	1,525,071 99	1,773 90
Rhode Island Mutual, Providence.....	1,173,039 23	3,160,936 17	259,603 61	83,015 53	16,781 08	546,089 60	5,239,465 22	2,657 73
Rubber Manufacturers, Boston.....	1,730,016 27	79,678 78	29,678 78	41,454 34	2,500 00	24,851 68	49,478 73	1,956,379 80	3,182 67
State Mutual, Providence.....	1,410,469 13	3,832,059 71	321,713 17	99,618 64	18,817 10	7,231 21	6,414,889 91	3,129 27
What Cheer Mutual, Providence.....	1,362,831 89	395,144 87	76,557 17	35,456 74	34,161 00	-56,950 76	1,825,397 36	1,856 82
Worcester Manufacturers, Worcester.....	2,149,156 65	91,143 40	74,228 00	82,936 59	34,161 00	20,016 35	2,451,641 59	1,916 88
Totals.....	392,825 00	42,507,293 50	26,323,230 68	2,838,357 27	1,698,473 66	9,067 03	617,623 91	2,531,938 44	76,918,809 49	51,454 08

III.—ASSOCIATED NEW ENGLAND FACTORY MUTUAL COMPANIES
LIABILITIES, DECEMBER 31ST, 1931

Name of Insurer	Provision for unpaid claims	Unearned premium deposits	Administration expense accrued	Return premium deposits	Reinsurance premiums due and unpaid	Taxes due and accrued	Reserve for contingencies	All other liabilities	Total liabilities	Excess of admitted assets over liabilities
	\$ C.	\$ C.	\$ C.	\$ C.	\$ C.	\$ C.	\$ C.	\$ C.	\$ C.	\$ C.
American Mutual, Providence.....	10,715 98	1,026,302 86	92 39			733 17			1,037,844 40	1,928,754 52
Arkwright Mutual, Boston.....	48,336 68	2,463,634 26	6,000 00			3,941 76			2,521,912 70	4,777,309 70
Blackstone Mutual, Providence.....	22,294 85	1,691,637 81	5,034 02			4,672 43			1,723,639 11	2,988,641 38
Boston Manufacturers, Boston.....	85,177 92	3,156,250 35	2,364 90			1,316 95			3,245,110 12	5,439,996 74
Cotton and Woollen Manufacturers, Boston.....	9,189 51	680,045 44	1,208 35			857 74			691,301 04	1,279,662 48
Enterprise Mutual, Providence.....	10,715 98	1,026,302 86	92 39			733 17			1,037,844 40	1,892,662 80
Fall River Manufacturers, Fall River.....	12,380 80	970,286 72	64 98			498 44			983,230 94	1,613,169 99
Fireman's Mutual, Providence.....	34,466 14	2,583,082 65	5,882 18			10,677 00		200 00	2,634,307 97	3,244,190 13
Hope Mutual, Providence.....	7,195 98	683,869 06				4,128 08			695,193 12	999,927 70
Industrial Mutual, Boston.....	5,026 55	333,423 93	621 67			592 71			339,664 86	742,171 10
Keystone Mutual, Philadelphia.....	9,986 87	357,254 45	200 00			2,000 00			404,452 98	354,917 07
Manton Mutual, Philadelphia.....	9,653 67	317,621 29	200 00			1,800 00		*35,011 66	359,284 96	318,134 15
Manufacturers Mutual, Providence.....	17,859 99	1,710,504 74	153 98			1,221 96			1,729,740 67	3,198,304 13
Mechanics Mutual, Providence.....	10,715 98	1,026,302 87	92 39			733 18			1,037,844 42	2,213,148 63
Mercantile Mutual, Providence.....	7,256 02	543,806 89	1,238 36			2,056 00			554,457 27	470,065 75
Merchants Mutual, Providence.....	12,572 40	971,776 14	3,008 03			2,852 33			990,208 90	1,614,852 70
Mill Owners Mutual, Chicago.....	18,249 18	476,194 10	4,067 03			2,900 00	27,000 00		528,410 31	473,540 11
Narragansett Mutual, Philadelphia.....	3,628 04	271,903 47	619 18			1,666 00			277,816 69	255,037 86
National Mutual, Philadelphia.....	2,607 21	111,816 78	100 00			750 00			140,282 32	98,306 92
Paper Mill Mutual, Boston.....	2,383 28	274,019 39	650 00			350 00			277,402 67	481,968 42
Philadelphia Manufacturers, Philadelphia.....	9,117 58	904,152 97	196 98			1,273 70			914,741 23	996,522 26
Protection Mutual, Chicago.....	27,373 76	714,296 69	700 00			4,000 00	36,000 00		782,370 45	742,701 54
Rhode Island Mutual, Providence.....	17,859 99	1,710,504 74	153 98			1,221 96			1,729,740 67	3,509,724 55
Rubber Manufacturers, Boston.....	3,026 50	668,502 58	1,208 35			993 08			6,079,730 51	1,276,649 29
State Mutual, Providence.....	21,431 97	2,052,605 73	184 78			1,466 35			2,075,688 83	4,339,201 08
What Cheer Mutual, Providence.....	7,222 62	706,322 16	621 16			3,548 65			717,715 15	1,107,682 21
Worcester Manufacturers, Worcester.....	13,068 72	967,514 64	1,202 44			2,250 00			985,087 70	1,466,553 89
Totals.....	445,514 17	28,399,935 57	35,958 10			59,234 66	63,000 00	91,281 89	29,094,924 39	47,823,885 10

*Borrowed money.

III.—ASSOCIATED NEW ENGLAND

PROFIT AND LOSS ACCOUNT, YEAR

Name of Insurer	Gross premium deposits written		Net premium deposits written		Net premium deposits earned		Net losses incurred	
	\$	c.	\$	c.	\$	c.	\$	c.
American Mutual, Providence.....	1,166,476	37	873,667	44	996,942	47	85,708	60
Arkwright Mutual, Boston.....	3,555,251	24	2,885,415	15	3,121,926	18	193,631	39
Blackstone Mutual, Providence.....	2,045,924	86	1,562,715	17	1,739,253	89	125,103	94
Boston Manufacturers, Boston.....	4,667,787	13	3,758,922	70	4,151,430	52	285,017	04
Cotton and Woollen Manufacturers, Boston.....	898,018	84	740,499	53	798,541	24	56,500	34
Enterprise Mutual, Providence.....	1,166,476	37	873,667	44	996,942	47	85,708	60
Fall River Manufacturers, Fall River.....	1,454,710	96	1,147,758	12	1,268,960	01	85,100	61
Fireman's Mutual, Providence.....	3,115,460	88	2,444,993	45	2,616,917	42	207,295	70
Hope Mutual, Providence.....	791,176	71	628,266	43	706,035	60	51,510	01
Industrial Mutual, Boston.....	448,761	26	367,239	12	398,349	30	20,686	77
Keystone Mutual, Philadelphia.....	533,977	18	427,041	83	502,669	78	28,360	71
Manton Mutual, Philadelphia.....	489,162	00	395,144	43	462,836	83	26,939	11
Manufacturers Mutual, Providence.....	1,944,127	29	1,456,112	41	1,661,570	79	142,847	70
Mechanics Mutual, Providence.....	1,166,476	37	873,667	45	996,942	49	85,708	61
Mercantile Mutual, Providence.....	655,886	50	519,500	70	555,693	19	43,641	18
Merchants Mutual, Providence.....	1,151,804	87	876,249	02	972,369	33	72,644	71
Mill Owners Mutual, Chicago.....	570,923	97	456,804	07	492,549	76	53,418	39
Narragansett Mutual, Philadelphia.....	327,943	25	259,827	85	277,928	80	21,820	63
National Mutual, Philadelphia.....	182,277	03	144,442	27	179,089	15	17,859	12
Paper Mill Mutual, Boston.....	441,827	37	350,041	19	379,900	92	23,536	55
*Philadelphia Manufacturers, Philadelphia.....	1,144,853	79	919,427	39	1,001,185	91	80,252	41
Protection Mutual, Chicago.....	856,385	97	685,226	15	738,855	93	80,126	96
Rhode Island Mutual, Providence.....	1,944,127	29	1,456,112	41	1,661,570	79	142,847	70
Rubber Manufacturers, Boston.....	898,258	02	745,528	00	770,091	74	55,257	81
State Mutual, Providence.....	2,332,952	74	1,747,334	87	1,993,884	90	171,417	21
What Cheer Mutual, Providence.....	823,432	91	653,905	75	731,750	11	51,100	92
Worcester Manufacturers, Worcester.....	1,460,209	65	1,156,998	61	1,267,408	77	79,093	51
Totals.....	36,234,670	82	28,406,508	95	31,441,598	29	2,373,136	23

*Having absorbed the Standard Mutual Fire Insurance Company, these figures are the combined experience of the two companies.

FACTORY MUTUAL COMPANIES

ENDING DECEMBER 31ST, 1931

Adminis- tration and other expenses	Net gain from under- writing	Interest, dividends and rents earned	Increase + or Decrease - in market value of investments	Profit on sale of invest- ments	Other revenues	Other expen- di- tures	Net gain for policyholders on operations during the year
\$ c.	\$ c.	\$ c.	\$ c.	\$ c.	\$ c.	\$ c.	\$ c.
107,369 68	803,864 19	145,747 43	- 23,709 43	9,734 05		\$ 93 20	935,543 04
310,552 57	2,617,742 22	364,867 75	- 81,682 08	46,644 71	552 74		2,948,125 34
196,491 07	1,417,658 88	227,713 79	-163,756 81	9,016 88			1,490,632 74
380,675 15	3,485,738 33	424,961 61	-101,793 18				3,808,906 76
69,459 40	672,581 50	90,032 71	+ 4,268 00	-6,450 14		9,008 77	751,423 30
107,272 88	803,960 99	144,705 67	- 17,870 26	9,481 72		8 78	940,269 34
83,977 83	1,099,881 57	118,816 90	- 7,805 00	12,508 75			1,223,402 22
274,917 24	2,134,704 48	284,001 35	- 88,529 41	27,980 73		28,000 00	2,330,157 15
94,416 74	560,108 85	76,361 60	+ 5,465 27	6,529 38	658 92	109 59	649,014 43
35,140 44	342,522 09	49,419 18	+ 979 00	-3,351 50		7,424 03	382,144 74
57,662 20	416,646 87	38,694 50	+ 3,692 43	42 57			459,076 37
53,147 39	382,750 33	34,049 11	+ 2,861 25	- 30 00			419,630 69
178,221 03	1,340,502 06	242,451 60	- 52,021 88	17,701 18		71 01	1,548,561 95
108,033 87	803,200 01	161,577 58	- 18,973 28	9,721 95		57 91	955,468 35
64,772 93	447,279 08	55,134 05	- 15,144 80	-19,936 87			467,331 46
112,234 65	787,489 97	127,483 85	-101,624 16	4,215 50			817,565 16
67,900 18	371,231 19	53,652 80	- 24,447 00	1,599 35			402,036 34
34,002 27	222,105 90	28,184 62	- 8,069 29	- 351 50			241,869 73
27,069 02	134,161 01	11,624 61	- 3,495 00	370 00			142,660 62
35,503 16	320,861 21	34,467 35	+ 1,751 00	770 25		926 90	356,922 91
146,156 91	774,776 59	98,382 73	- 68,875 60	5,601 68			809,885 40
101,618 78	557,110 19	80,158 44	- 28,858 63	-20,580 52			587,829 48
179,437 47	1,339,285 62	260,482 47	- 77,841 91	16,113 25		57 96	1,537,981 47
67,818 87	647,015 06	88,175 99	+ 1,448 50	- 4,715 53		10,876 23	721,047 79
214,571 84	1,607,895 85	311,538 44	- 34,307 55	19,626 23		9 45	1,904,743 52
95,634 40	585,014 79	80,996 13	+ 4,866 95	6,926 19	706 65	109 58	678,401 13
97,392 17	1,090,923 09	113,649 17	- 4,393 29	6,686 83		986 11	1,205,879 69
3,301,450 14	25,767,011 92	3,747,331 43	-897,866 16	155,855 14	1,918 31	57,739 52	28,716,511 12

III.—ASSOCIATED NEW ENGLAND FACTORY MUTUAL COMPANIES
SURPLUS ACCOUNT, DECEMBER 31ST, 1931

Name of Insurer	Amount to credit of policyholders, January 1st, 1931	Net gain for policyholders on operations for year	Transferred from Contingent Reserve Fund		Unused premium deposits returned to policyholders	Ledger assets not admitted		Surplus of admitted assets over all liabilities
			\$	c.		\$	c.	
American Mutual, Providence.....	1,961,969 05	\$ 935,543 04			\$ 967,162 93		\$ 1,928,754 52	
Arkwright Mutual, Boston.....	4,975,531 80	2,948,125 34			3,140,495 03		4,777,399 70	
Blackstone Mutual, Providence.....	3,182,042 41	1,490,632 74			1,681,284 72		2,988,641 38	
Boston Manufacturers, Boston.....	5,866,863 61	3,808,906 76			4,232,500 93		5,439,996 74	
Cotton and Woolen Manufacturers, Boston.....	1,329,578 36	751,423 30			799,028 50		1,279,660 48	
Enterprise Mutual, Providence.....	1,921,151 03	940,269 34			967,162 93		1,892,662 80	
Fall River Manufacturers, Fall River.....	1,683,665 59	1,223,402 22			1,292,195 58		1,613,169 99	
Fireman's Mutual, Providence.....	3,345,982 57	2,330,157 15			2,428,342 17		3,244,190 13	
Hope Mutual, Providence.....	1,028,424 73	649,014 43			675,805 07		999,927 70	
Industrial Mutual, Boston.....	769,318 04	382,144 74			408,135 34		742,171 07	
Keystone Mutual, Philadelphia.....	379,994 22	459,076 37			483,885 98		354,917 07	
Manton Mutual, Philadelphia.....	348,036 81	419,630 69			449,468 98		318,134 15	
Manufacturers Mutual, Providence.....	3,264,338 11	1,548,561 95			1,611,938 20		3,198,304 13	
Mechanics Mutual, Providence.....	2,226,437 85	955,468 35			967,162 93		2,213,148 93	
Mercantile Mutual, Providence.....	519,489 03	467,331 46			515,995 28		470,065 75	
Merchants Mutual, Providence.....	1,735,359 67	817,565 16			936,401 84		1,614,852 70	
Mill Owners Mutual, Chicago.....	526,358 39	402,036 34	8,500 00		462,571 99		473,840 11	
Narragansett Mutual, Philadelphia.....	121,622 98	241,869 73			258,075 12		258,037 86	
National Mutual, Philadelphia.....	272,669 39	142,660 62			167,023 09		98,868 42	
Paper Mill Mutual, Boston.....	521,560 27	356,922 91			396,035 42		481,579 26	
Philadelphia Manufacturers, Philadelphia.....	1,185,341 88	809,885 40			995,472 43		739,572 50	
Protection Mutual, Chicago.....	837,321 81	587,829 48	13,500 00		694,175 92		1,075,701 85	
Rhode Island Mutual, Providence.....	3,586,339 01	1,537,981 47			1,611,938 20		3,506,721 85	
Rubber Manufacturers, Boston.....	1,311,090 98	721,047 79			753,176 80		1,276,649 29	
State Mutual, Providence.....	4,371,972 68	1,904,743 52			1,934,825 85		4,339,261 08	
What Cheer Mutual, Providence.....	1,129,799 65	678,401 13			698,661 69		1,107,682 21	
Worcester Manufacturers, Worcester.....	1,596,890 90	1,205,879 69			1,334,299 88		1,466,553 89	
Totals.....	49,999,550 86	28,716,511 12	22,000 00		30,862,722 80		47,823,885 10	

*See footnote on previous page.

III.—ASSOCIATED NEW ENGLAND FACTORY MUTUAL COMPANIES
 ABSTRACT OF BUSINESS TRANSACTED DURING 1931 (ALL BUSINESS)

Name of Insurer	Risks		Premiums			Net losses incurred	Unused premium deposits on expired policies returned to policyholder or applied against current premiums due
	Gross risks written	Net at risk	Gross premiums written	Cancelled and reinsured	Net premiums written		
American Mutual, Providence.....	199,507,895 00	\$ 343,615,987 00	1,166,476 37	292,808 93	873,667 44	\$ 85,708 60	\$ 967,162 93
Arkwright Mutual, Boston.....	631,206,123 00	865,306,502 00	3,555,251 24	669,836 99	2,885,415 15	\$ 193,631 39	3,140,495 03
Blackstone Mutual, Providence.....	852,907,111 00	567,063,502 00	2,045,924 86	483,209 69	1,562,715 17	\$ 125,103 94	1,681,284 72
Boston Manufacturers, Boston.....	842,734,754 00	1,145,183,370 00	4,668,787 13	908,864 43	3,759,922 70	\$ 285,017 04	4,232,500 93
Cotton and Woollen Manufacturers, Boston.....	147,142,948 00	215,397,543 00	898,018 84	157,519 31	740,499 53	\$ 56,500 34	799,028 50
Enterprise Mutual, Providence.....	199,507,895 00	343,615,987 00	1,166,476 37	292,808 93	873,667 44	\$ 85,708 60	967,162 93
Fall River Manufacturers, Fall River.....	254,651,935 00	335,983,476 00	1,454,710 96	306,952 84	1,147,758 12	\$ 85,100 61	1,292,195 58
Firemans Mutual, Providence.....	536,302,935 00	846,639,896 00	3,115,460 88	670,467 43	2,444,993 45	\$ 207,295 70	2,428,342 17
Hope Mutual, Providence.....	131,555,696 00	216,301,316 00	791,176 71	162,910 28	628,266 43	\$ 51,510 01	675,805 07
Industrial Mutual, Boston.....	73,528,844 00	104,846,874 00	448,761 26	81,522 14	367,239 12	\$ 20,686 77	408,135 34
Keystone Mutual, Philadelphia.....	81,419,225 00	109,730,023 00	533,977 18	109,935 35	427,041 83	\$ 28,360 71	483,885 98
Manton Mutual, Philadelphia.....	73,743,885 00	95,787,951 00	489,162 00	94,017 57	395,144 43	\$ 26,939 11	449,468 98
Manufacturers Mutual, Providence.....	332,513,159 00	572,693,311 00	1,944,127 29	488,014 88	1,456,112 41	\$ 142,847 70	1,611,938 20
Mechanics Mutual, Providence.....	199,507,895 00	343,615,987 00	1,166,476 37	292,808 93	873,667 45	\$ 85,708 61	967,162 93
Merchants Mutual, Providence.....	112,905,881 00	178,239,998 00	655,886 50	136,385 80	519,500 70	\$ 43,641 18	515,995 28
Merchants Mutual, Providence.....	199,131,231 00	325,726,483 00	1,151,804 87	275,535 85	876,249 02	\$ 72,644 71	936,401 84
Mill Owners Mutual, Chicago.....	94,150,256 00	148,616,363 00	570,923 97	114,119 90	456,804 07	\$ 53,418 39	462,571 99
Narragansett Mutual, Philadelphia.....	56,452,951 00	89,119,997 00	327,943 25	68,115 40	259,827 85	\$ 21,820 63	258,075 12
National Mutual, Philadelphia.....	76,849,975 00	92,285,440 00	182,277 03	37,834 76	144,442 27	\$ 17,859 12	167,023 09
Paper Mill Mutual, Boston.....	185,197,171 00	281,620,631 00	441,827 37	91,786 18	350,041 19	\$ 23,536 55	396,035 42
*Philadelphia Manufacturers, Philadelphia.....	141,225,374 00	222,932,535 00	1,144,853 79	225,426 40	919,427 39	\$ 80,252 41	995,472 43
Protection Mutual, Chicago.....	332,513,159 00	572,693,311 00	1,166,476 37	292,808 93	873,667 45	\$ 85,708 61	967,162 93
Rhode Island Mutual, Providence.....	147,199,632 00	210,333,703 00	898,258 02	152,730 02	745,528 00	\$ 55,257 81	793,176 80
Rubber Manufacturers, Boston.....	399,015,790 00	687,231,973 00	2,332,952 74	585,617 87	1,747,334 87	\$ 171,417 21	1,934,325 85
State Mutual, Providence.....	136,654,047 00	223,226,866 00	823,432 91	169,527 16	653,905 75	\$ 51,100 92	698,661 69
What Cheer Mutual, Providence.....	255,887,759 00	335,120,865 00	1,460,209 65	303,211 04	1,156,998 61	\$ 79,093 51	1,334,299 88
Worcester Manufacturers, Worcester.....	6,219,222,038 00	9,506,083,367 00	36,234,670 82	7,828,161 87	28,406,508 95	\$ 2,373,136 23	30,862,722 80

*See footnote on previous page.

III.—ASSOCIATED NEW ENGLAND FACTORY MUTUAL COMPANIES

ABSTRACT OF BUSINESS TRANSACTED IN ONTARIO, 1931

Name of Insurer	Risks		Premiums		Net losses incurred, including adjustment expenses
	Gross risks written	Net at risk	Gross premiums written	Cancelled and reinsured	
American Mutual, Providence.....	\$ 7,995,477 00	\$ 13,776,902 00	\$ 42,997 85	\$ 16,779 36	\$ 696 51
Atkright Mutual, Boston.....	16,069,766 00	22,820,761 00	96,792 70	34,760 58	703 89
Backstone Mutual, Providence.....	12,607,962 00	20,185,778 00	77,270 19	26,259 20	982 54
Boston Manufacturers, Boston.....	23,104,834 00	30,793,052 00	139,688 44	48,593 17	1,119 61
Cotton and Woollens Manufacturers, Boston.....	4,398,287 00	6,285,243 00	26,850 72	6,653 66	167 48
Enterprise Mutual, Providence.....	7,995,477 00	13,776,902 00	42,997 85	16,779 36	696 51
Fall River Manufacturers, Fall River.....	7,241,860 50	10,978,298 50	44,917 42	15,594 14	654 24
Firemen's Mutual, Providence.....	22,400,087 00	27,629,955 00	130,682 15	40,009 75	1,315 30
Home Mutual, Providence.....	4,573,379 00	9,235,044 00	27,690 37	7,545 80	466 39
Industrial Mutual, Boston.....	2,200,468 00	2,961,976 00	13,438 61	3,187 67	78 33
Keaton Mutual, Philadelphia.....	2,147,152 00	3,187,023 00	13,819 39	3,383 56	85 53
Merriston Mutual, Philadelphia.....	1,907,297 00	2,560,574 00	12,376 60	2,762 77	78 59
Manufacturers Mutual, Providence.....	13,325,794 00	22,961,504 00	71,663 07	27,965 60	1,160 86
Mechanics Mutual, Providence.....	7,995,476 00	13,776,902 00	42,997 85	16,779 36	696 51
Merchants Mutual, Providence.....	4,745,808 00	5,816,832 00	27,512 03	8,423 10	383 99
Mill Owners Mutual, Chicago.....	7,237,250 00	12,311,966 00	44,560 30	15,146 62	618 14
Mill Owners Mutual, Philadelphia.....	4,357,464 00	21,927 00	13,756 02	22,825 92	347 64
Narransett Mutual, Philadelphia.....	2,350,935 00	2,908,416 00	13,756 02	4,211 55	138 46
National Mutual, Philadelphia.....	1,769,474 00	2,598,416 00	3,128 20	2,61 36	25 15
Paper Mill Mutual, Boston.....	5,700,104 00	9,401,415 00	11,347 07	3,985 77	23 77
*Philadelphia Manufacturers, Philadelphia.....	3,468,197 00	9,044,455 00	33,846 61	10,951 38	430 57
Protection Mutual, Chicago.....	13,325,794 00	22,961,504 00	71,663 07	27,965 60	1,160 86
Rhode Island Mutual, Providence.....	4,308,287 00	22,961,504 00	27,690 37	7,545 80	466 39
Rubber Manufacturers, Boston.....	15,990,952 00	27,531,052 00	85,698 72	30,538 75	1,087 71
State Mutual, Providence.....	4,631,101 00	9,563,382 00	27,690 37	7,545 80	466 39
What Cheer Mutual, Providence.....	7,141,481 00	10,273,206 00	45,937 81	17,708 89	518 77
Worcester Manufacturers, Worcester.....	216,032,237 50	310,617,166 50	1,239,179 75	460,404 08	15,075 54
Totals.....					

*See footnote on previous page.

C
CASH-MUTUAL INSURANCE
CORPORATIONS

ASSETS AND LIABILITIES; RECEIPTS AND EXPENDITURES

CASH MUTUAL INSURANCE CORPORATIONS

ASSETS, DECEMBER 31st, 1931

Name of Corporation	Value of real estate less encumbrances	Mortgages, bonds, debentures and other securities	Cash at head office and bank balances	Net agents' balances	Re-insurance on losses	Interest due and accrued	All other assets	Total
Economical.....	\$ 60,000 00	\$ 1,535,273 36	\$ 37,897 19	\$ 27,900 45	\$ 5,775 23	\$ 17,878 00	\$	\$ 1,684,724 32
Gore.....	30,000 00	1,608,042 45	17,621 93	17,804 59	4,835 84	29,176 91	1,707,481 72
Perth.....	41,000 00	1,178,558 76	18,388 23	22,150 37	1,771 51	23,723 51	1,285,592 38
Waterloo.....	45,000 00	1,546,369 45	23,819 69	10,171 72	13,766 69	1,639,127 55
Totals.....	176,000 00	5,868,244 02	97,727 04	78,027 13	12,382 58	84,545 20	6,316,925 97

The amounts of deposits pursuant to Section 38 of The Insurance Act as follows: Economical, \$105,000.00; Gore, \$101,000.00; Perth, \$100,000.00; Waterloo, \$100,062.10.

LIABILITIES, DECEMBER 31st, 1931

Name of Corporation	Losses reported unpaid at 31st December, 1931	Unearned premiums on cash plan	All other liabilities	Total liabilities	Number of policies	Net amount of risks
Economical.....	\$ 8,635 71	\$ 188,738 10	\$	\$ 197,373 81	\$ 30,244 00	\$ 56,821,929 00
Gore.....	10,065 86	208,329 99	218,395 85	28,801 00	61,021,706 89
Perth.....	13,101 41	173,099 62	194 03	186,395 06	29,479 00	58,160,610 00
Waterloo.....	19,914 14	270,659 24	*60,000 00	350,573 38	43,650 00	85,433,898 00
Totals.....	51,717 12	840,826 95	60,194 03	952,738 10	132,174 00	261,438,143 89

*Investment reserve.

CASH MUTUAL INSURANCE CORPORATIONS—Continued
 RECEIPTS FOR THE YEAR ENDED DECEMBER 31ST, 1931

Name of Corporation	Instalments	Premiums on cash plan	Agents' balances, 1930, paid in 1931	Interest	Fees, licenses and extra premiums	Reinsurance on losses	Rent	Other sources	Total	Received from investments (not extended)
Economical.....	\$ 65,677 72	\$ 294,444 18	\$ 34,416 59	\$ 87,453 68	\$.....	\$ 23,292 33	\$.....	\$.....	\$ 505,284 50	\$ 145,661 28
Gore.....	53,389 97	263,608 58	25,121 83	89,705 38	40,376 29	96 50	472,298 55	66,857 49
Perth.....	40,138 69	221,794 66	27,854 15	62,946 08	872 77	60,546 04	1,065 00	415,217 39	6,997 03
Waterloo.....	62,706 28	333,753 76	6,965 40	84,229 13	59,463 37	669 80	21,270 10	569,057 84	122,409 36
Totals.....	221,912 66	1,113,601 18	94,357 97	324,334 27	872 77	183,678 03	1,734 80	21,366 60	1,961,858 28	341,925 16

EXPENDITURE FOR THE YEAR ENDED DECEMBER 31ST, 1931

Name of Corporation	Com-mission and bonus to agents	Costs in Law	Interest	License fees and taxes	Salaries and general expenses account	Total expense of management	Amount paid for losses	Reinsurance	Rebates and returned premiums	Refunds to policy holders	All other payments	Total	Invested (not extended)
Economical.....	\$ 66,369 20	\$ 252 95	\$.....	\$ 5,800 05	\$ 75,420 97	\$ 147,843 17	\$ 213,586 05	\$ 42,307 30	\$ 37,875 94	\$.....	\$.....	\$ 441,612 46	\$ 200,019 18
Gore.....	53,368 88	4,754 65	61,603 72	122,727 25	255,791 77	45,271 31	21,155 13	10,911 59	455,857 05	114,771 25
Perth.....	50,875 38	247 56	5,501 06	57,296 45	113,920 45	232,705 25	48,618 31	21,913 49	417,157 50	6,397 88
Waterloo.....	79,523 53	329 71	4,578 46	69,996 71	154,428 41	351,690 81	55,432 65	40,223 13	2,418 90	604,193 90	93,943 30
Totals.....	250,136 99	830 22	20,634 22	267,317 85	538,919 28	1,053,773 88	191,629 57	121,167 69	10,911 59	2,418 90	1,918,820 91	415,161 61

D
FRATERNAL SOCIETIES

ASSETS, LIABILITIES, INCOME, DISBURSEMENTS;
EXHIBIT OF POLICIES

FRATERNAL SOCIETIES
ASSETS, DECEMBER 31ST, 1931

Name	Ledger Assets						Non-ledger Assets					Total of ledger and non-ledger assets
	Real estate	Mortgage loans on real estate	Loans or liens on policies	Bonds and debentures	Cash on hand and in banks	All other	Total ledger assets	Interest and rents due accrued	Collec-tions reported not yet received	All other	Total non-ledger assets	
	\$	\$	\$	\$	\$	\$	\$	\$	\$	\$	\$	\$
Canadian Order of Clousen Friends.....	32,000 00		32,842 00	2,340,846 50	66,634 38	2,472,312 97	53,233 66	38,701 38	1,195 46	93,130 50	2,565,443 47	
Canadian Order of Foresters.....	29,000 00		14,450 00	14,450 31	141,741 51	14,315,761 85	218,782 00	4,677 83	1,471 62	224,931 45	14,540,693 30	
Canadian Order of O'Hellows.....	19,000 00		5,300 00	305,570 03	14,243 33	375,836 21	5,971 56	2,285 80		8,257 36	384,093 57	
Civil Service M. B. Society.....		31,450 00	383 48	108,546 24	1,201 12	110,530 81	1,588 93	16 54		1,605 47	112,136 28	
Hamilton Firemen.....			353 69	408,713 34	3,583 68	412,832 71					412,832 71	
Hamilton Police.....		33,000 00		347,180 85	2,691 98	383,172 83					383,172 83	
Knights of Malta.....				14,480 48	4,614 15	19,124 63					19,124 63	
London Police.....				29,372 63	11,538 59	240,911 22					240,911 22	
Ontario Commercial Travellers Assn.....		499,577 47		411,961 39	7,916 65	919,455 51	28,445 49	7,000 00		28,445 49	947,901 00	
Ottawa Firemen.....				301,022 70	13,936 15	317,958 85	4,300 11			11,300 11	329,258 96	
Ottawa Police.....		15,000 00		272,721 57	5,320 22	293,041 79	5,449 03			5,449 03	298,491 72	
Sons of England.....	40,069 35		2,321 00	308,575 10	87,922 40	447,452 39	4,927 90			4,927 90	452,380 29	
Sons of Scotland.....	125,600 00		9,502 05	1,330,849 78	22,655 63	1,368,007 46	22,290 94	12,461 40		34,752 34	1,402,759 80	
St. Joseph Union du Canada.....		37,000 00		4,112,266 05	23,900 79	4,305,829 81	101,365 69	21,815 00		251,546 41	4,557,376 22	
Stratford, City of, M. B. Paid.....				62,423 60	1,760 39	64,183 99	1,986 75			1,986 75	66,170 74	
Toronto Firemen.....		40,000 00		2,119,380 68	5,375 27	2,128,185 65	16,828 64			16,828 64	2,145,014 29	
Toronto Police.....				2,062,422 19	69,014 52	2,171,436 71	31,796 18			32,512 70	2,203,949 41	
Totals.....	245,669 35	664,592 01	57,757 03	28,884,993 50	484,100 79	30,346,035 39	496,967 78	86,957 95	131,749 32	715,675 05	31,061,710 44	

FRATERNAL SOCIETIES
ASSETS AND LIABILITIES ACCORDING TO FUNDS
DECEMBER 31ST, 1931

Name of Society	Assets (Ledger and Non-ledger)				Liabilities (except Reserve)				Total	
	Mortuary Fund	Sickness and other beneficiary funds	Special funds	General Fund	Total	Mortuary Fund	Sickness and other beneficiary funds	Special funds		General Fund
Canadian Order of Chosen Friends.....	\$ 2,284,154 90	\$ 250,048 97	\$ 24,101 03	\$ 7,138 57	\$ 2,565,443 47	\$ 33,490 12	\$ 1,425 03	\$ 61 74	\$ 507 27	\$ 35,484 16
Canadian Order of Foresters.....	13,926,258 16	568,431 78	46,003 36	14,540,693 30	141,424 25	6,199 08	664 43	148,287 76
Canadian Order of Oddfellows.....	376,066 75	4,981 35	1,305 94	384,093 57	2,940 09	2,940 00
Civil Service M. B. Society.....	112,136 28	112,136 28	2,334 84	2,334 84
Hamilton Firemen.....	412,832 71	412,832 71
Hamilton Police.....	383,172 83	383,172 83
Knights of Malta.....	11,376 33	3,646 71	4,070 83	30 76	19,124 63
London Police.....	240,911 22	240,911 22	4,474 52	4,474 52
Ontario Commercial Travellers Association.....	947,901 00	947,901 00
Ottawa Police.....	298,491 72	298,491 72
Ottawa Firemen.....	329,258 96	329,258 96
Sons of England.....	292,518 44	29,450 19	66,525 89	93,335 96	452,380 29	1,802 00	335 52	2,137 52
Sons of Scotland.....	1,365,054 99	237,421 30	655 70	7,598 92	1,102,759 80	12,283 42	12,283 42
St. Joseph's Union du Canada.....	4,265,470 07	34,176 99	20,307 86	4,557,376 22	16,434 82	23 79	16,458 61
Storrord Municipal Benefit Fund.....	66,170 74	66,170 74	83 35	83 35
Toronto Firemen.....	2,145,014 29	2,145,014 29	233 29	233 29
Toronto Police.....	2,203,949 41	2,203,949 41	19,810 00	19,810 00
Totals.....	23,879,428 64	6,875,290 46	131,269 97	175,721 37	31,061,710 44	215,183 97	27,750 75	85 53	1,507 27	244,527 47

FRATERNAL SOCIETIES
MORTUARY FUND

Name	Receipts					Disbursements					Balance Ledger Assets, Dec. 31st, 1931	
	Premiums, dues, etc.	Interest and rents	Profit on safe securities	All other	Transfers from other funds	Total	Claims	Loss on sale of securities	All other	Transfers to other funds		Total
Canadian Order of Chosen Friends	\$ 355,724 09	\$ 102,111 81	\$ 1,822 28	\$ 117 00	\$ 417 00	\$ 460,192 18	\$ 250,348 83	\$ 3,541 39	\$ 19,537 25	\$ 26,661 77	\$ 300,089 24	\$ 2,201,502 70
Canadian Order of Foresters	12,937,862 74	1,097,044 21	678,045 71	300 00	1,775,389 92	1,775,389 92	877,619 01	120,000 00	997,619 01	13,715,633 65
Canadian Order of Odd-fellows	349,229 82	35,492 55	17,610 37	893 26	53,996 18	53,996 18	20,633 00	2,842 93	11,903 28	35,379 21	367,846 79
Civil Service M. B. Society	99,596 79	11,072 98	5,321 18	448 38	18,740 14	18,740 14	7,367 06	439 06	7,806 12	110,530 81
Knights of Malta	10,489 21	817 27	602 20	492 65	1,912 12	1,912 12	1,000 00	25 00	1,025 00	11,376 33
Ont. Commercial Travelers' Association	875,253 50	29,482 00	55,626 82	43 50	86,688 63	86,688 63	29,155 00	13,331 62	42,486 62	919,455 51
Sons of England	275,945 56	47,076 88	13,017 58	60,094 46	60,094 46	34,609 00	4,449 01	7,449 83	46,507 84	289,532 18
Sons of Scotland	1,282,263 99	101,169 99	64,203 46	3,335 63	168,709 08	168,709 08	81,815 35	36,293 05	118,018 40	1,332,954 67
St. Joseph Union du Canada	3,801,594 57	248,397 48	191,528 00	578 00	440,503 48	199,264 39	23,500 00	222,764 39	4,019,333 66
Totals	21,673,635 94	1,926,277 45	1,128,067 13	4,737 16	2,820 00	3,066,226 19	1,501,811 64	3,541 39	26,829 19	239,513 61	1,771,695 83	22,968,166 30

* Borrowed money.

SICKNESS FUND AND SICKNESS AND FUNERAL FUND

Canadian Order of Chosen Friends	231,015 55	12,723 38	895 52	6 75	31,673 21	18,156 50	1,804 74	19,961 24	242,727 52
Canadian Order of Foresters	526,858 44	96,338 23	28,638 31	162 45	125,138 99	91,723 14	91,723 14	560,274 29
Canadian Order of Odd-fellows	4,490 01	129 33	214 97	344 30	99 71	99 71	4,734 60
Sons of Scotland	24,972 35	3,965 65	1,192 76	5,158 41	1,446 57	1,446 57	28,684 19
St. Joseph Union du Canada	206,871 32	75,073 23	10,666 00	85,739 23	60,290 25	60,290 25	232,320 30
Totals	994,207 67	193,554 00	53,435 42	169 20	248,054 14	171,716 17	1,804 74	173,520 91	1,068,740 90

FUNERAL FUND

Knights of Malta	3,396 36	200 70	550 35	300 00	300 00	3,646 71
Sons of England	41,325 35	1,846 61	31,734 45	27,190 00	3,553 04	42,516 76
Totals	44,721 71	30,237 49	2,047 31	32,284 80	27,490 00	3,353 04	46,163 47

FRATERNAL SOCIETIES
CHILD OR JUVENILE FUNDS

Name	Balance Ledger Assets, Dec. 31st, 1930			Receipts						Disbursements						Balance Ledger Assets, Dec. 31st, 1931		
	\$	c.		Premiums, dues, etc.	Interest and rents	Profit on sale of securities	All other		Transfers from other funds	Total	Claims	Loss on sale of securities	All other		Transfers to other funds	Total	\$	c.
							\$	c.					\$	c.				
Canadian Order of Chosen Friends.....	19,876	13		2,161 88	1,046 00		280 60		3,488 48	500 00				697 60		1,197 60	22,167	01
Canadian Order of Odd-fellows.....	205	22		13 29				13 29									218	51
Sons of Scotland.....	363	10		252 51	7 98			260 49									623	59
St. Joseph l'Union du Canada.....	10,451	17		3,351 63	565 41			3,917 04		1,111 00				578 00		1,689 00	12,679	21
Totals.....	30,895	62		5,779 31	1,619 39		280 60	7,679 30		1,611 00				1,275 60		2,886 60	35,688	32

WIDOW AND ORPHANS FUND

Sons of England.....	1,141	42		27 66				27 66									1,169	08
----------------------	-------	----	--	-------	--	--	--	-------	--	--	--	--	--	--	--	--	-------	----

PENSION AND BENEFIT FUNDS
(Municipal Pension Fund Societies Only)

Hamilton Firemen.....	374,863	63		24,507 70	18,821 03	783 29	680 47		44,703 48	6,093 83				730 57		6,824 40	412,832	71
Hamilton Police.....	351,036	23		20,129 73	18,707 69		680 52		40,293 04	8,114 40				372 85		8,587 34	383,172	83
London Police.....	288,927	08		7,658 20	1,055 38		993 52		20,635 16	3,724 52				900 00		3,814 52	240,911	22
Ottawa Firemen.....	284,760	56		25,998 40	14,095 30		7,433 00		20,635 16	6,444 82				485 01		6,935 75	317,058	85
Ottawa Police.....	255,337	86		2,768 71	13,093 23		220 00		39,313 80	7,871 47				200 10		8,071 57	293,041	79
Stratford City of.....	1,950,217	76		100,465 81	2,925 82		3,500 00		9,104 58	7,200 00				138 45		8,338 45	64,183	99
Toronto Firemen.....	1,935,206	96		159,418 49	107,203 79		27,437 85		224,260 27	44,965 49				1,326 89		46,292 38	2,128,185	65
Toronto Police.....	5,455,970	54		363,299 54	283,000 20	808 90	123,947 21		771,055 85	210,217 69				93 50		134,268 22	2,171,436	71
Totals.....																	215,302	64

FRATERNAL SOCIETIES
SPECIAL FUNDS

Name	Balance Ledger assets, Dec. 31st, 1930		Receipts					Disbursements			Balance Ledger assets, Dec. 31st, 1931		
	\$	c.	Premiums, dues and fees	Interest and rents	All Other	Transfers from other funds	Total	Expenses	All Other	Transfers to other funds	Total	\$	c.
Canadian Order of Chosen Friends:													
Guarantee Fund.....	1,000 00		411 02	24 31			435 33	648 61		85 45	734 06	701 27	
Canadian Order of Oddfellows:													
Guarantee Fund.....	500 00		166 50	27 50			194 00		194 00		194 00	500 00	
Building Fund.....	683 77			2,115 53			2,115 53	1,739 03			1,739 03	1,060 27	
Contingent Fund.....					170 10		170 10					170 10	
Knights of Malta:													
Extension Fund.....	4,065 87		119 95	221 55	16 00		357 50	302 54		50 00	352 54	4,070 83	
Sons of England:													
Guarantee Fund.....	15,474 95		401 71	673 46			1,075 17		309 27		309 27	16,240 85	
Supreme Lodge Expense Fund.....	16,309 57		7,954 16	525 67			8,479 83	12,296 98	560 15		12,857 13	11,932 27	
Mortuary Fund (Junior).....				7 04		250 00	287 98		10 59		10 59	277 39	
St. Joseph l'Union du Canada:													
Propaganda Fund.....	110 09									110 09	110 09		
General Reserve Fund.....	18,859 05		1,379 89	978 25			2,358 14	52 20			52 20	21,164 99	
Oeuvre du Centin Collegial.....	44 20		298 99				298 99	319 40			319 40	23 79	
Totals.....	57,047 50		10,763 16	4,573 31	186 10	250 00	15,772 57	15,358 76	1,319 85		16,678 31	56,141 76	

FRATERNAL SOCIETIES
GENERAL FUNDS

Name	Balance Ledger assets, Dec. 31st, 1930		Receipts						Disbursements						Balance Ledger assets, Dec. 31st, 1931							
	\$	c.	Assess- ments, dues and fines	Interest and rents	All other	Transfers from other funds		Total	Head office expenses	Agency and organiz- ation funds	Other expenses	Transfers to other funds		Total	\$	c.						
						\$	c.					\$	c.				\$	c.				
Canadian Order of Chosen Friends	11,219	65		135	28	1,054	32	28,832	56	45,012	51	25,827	22	8,097	95	17,092	52	51,017	69			
Canadian Order of Foresters	—	13,594	97		6,127	83	120,000	00	215,687	13	46,396	33	74,374	19	41,307	73	162,238	25	39,853	91		
Canadian Order of Oddfellows	1,732	79			177	53	12,097	28	16,227	53	8,651	43	5,699	07	2,507	88	16,654	38	1,305	94		
Civil Service M.B. Society							439	06	439	06	730	57	730	57			77	69	439	06		
Hamilton Firemen							730	57	730	57	342	85	342	85					730	57		
Hamilton Police							342	85	342	85	293	50	293	50					342	85		
Knights of Malta	70	81		1	15		75	00	334	59	90	00	90	00			81	14	374	64		
London Police							90	00	90	00												
Ontario Commercial Travellers							13,331	62	13,331	62	410	00	410	00			3,015	91	13,331	62		
Ottawa Firemen							485	91	485	91	485	91	485	91					485	91		
Ottawa Police							200	10	200	10	132	50	132	50			67	60	200	10		
Sons of England	89,013	39		8,505	43	3,752	32	11,682	88	36,123	09	17,210	66	1,328	34	20,813	62	39,352	62			
Sons of Scotland	8,088	13		594	87			36,203	05	4,269	62	14,909	17	21,877	18	8,196	39	44,982	74			
St. Joseph Union du Canada	17,680	29		1,310	23			118,771	33	34,956	62	45,485	07	35,702	07	138	45	116,143	76			
Stratford, City of, M.B. Fund								138	45	138	45	100	00					138	45			
Toronto Firemen							1,326	89	1,326	89	1,326	89	1,326	89					1,326	89		
Toronto Police							1,676	68	1,676	68	1,676	68	1,676	68					1,676	68		
Totals	114,210	09	220,635	98	10,546	96	11,112	00	251,262	99	493,557	93	163,397	41	157,371	80	128,757	00	449,526	21	158,241	81

FRATERNAL SOCIETIES
EXHIBIT OF POLICIES (MORTUARY), DECEMBER 31ST, 1931

Name	Whole Life		Limited Life		Endowment		Other Plans		Total	
	Number	Amount	Number	Amount	Number	Amount	Number	Amount	Number	Amount
		\$		\$		\$		\$		\$
Canadian Order of Chosen Friends.....	10,514	8,710,475 00	597	510,000 00	533	480,750 00	481	172,832 00	12,125	9,874,057 00
Canadian Order of Foresters.....	42,720	40,264,912 28	1,838	1,820,360 50	3,310	3,425,051 00	44	132,000 00	47,912	45,642,323 78
Canadian Order of Oddfellows.....	1,395	874,643 80	5	4,000 00	161	138,500 00	454	294,066 50	1,912	1,311,230 30
Canadian Order of Oddfellows.....	1,297	541,800 00						139,275 00	1,297	591,075 00
Civil Service M.B. Society.....	2,002	1,643,775 00							2,901	1,643,775 00
Knights of Malta.....	2,034	1,643,775 00							2,901	1,643,775 00
Ontario Commercial Travellers Association.....	4,780	801,984 50	307	307,108 50					1,241	1,109,093 00
Sons of England.....	4,780	2,991,000 00	1,345	782,250 00	484	266,500 00	62	*217,213 00	6,671	4,256,963 00
Sons of Scotland.....	7,302	6,147,869 00	2,066	2,027,000 00	9,513	7,564,700 00	486	612,750 00	19,367	16,352,319 00
St. Joseph l'Union du Canada.....	71,755	62,030,979 58	6,158	5,450,719 00	14,001	11,875,501 00	1,527	1,468,136 50	93,441	80,825,336 08
Totals.....										

† Bonus additions.

* Includes bonus additions, \$200,890.00.

G

RECIPROCAL OR INTER-INSURANCE
EXCHANGES

ASSETS AND LIABILITIES; INCOME AND DISBURSEMENTS
MISCELLANEOUS INFORMATION

RECIPROCAL OR INTER-INSURANCE EXCHANGES
ASSETS, DECEMBER 31ST, 1931

Name of Insurer	Mortgage loans on real estate		Book value of bonds		Cash on hand in banks and in trust companies		Premium deposits uncollected		Other assets		Interest and dividends accrued		Market value of bonds and stocks over book value		Total admitted assets		Assets not admitted	
	\$	c.	\$	c.	\$	c.	\$	c.	\$	c.	\$	c.	\$	c.	\$	c.	\$	c.
Affiliated Underwriters.....	7,547	92	759,668	71	107,758	94	43,139	03	11,073	36	75,971	29	999,611	33	6,460	24		
American Exchange Underwriters.....	10,500	00	1,881,571	93	159,516	36	14,733	40	25,038	62	354,771	93	1,726,108	38	356,850	91		
Canners Exchange Subscribers.....	2,950	00	1,172,750	06	498,270	06	104,541	18	15,960	16	50,612	50	2,779,536	94	105,214	21		
Detroit Automobile Inter-Insurance Exchange.....			3,684,929	45	552,193	86	239,644	37	35,272	66	276,940	08	4,235,100	26	54,445	72		
Equitable Fire Underwriters.....			562,107	34	18,503	07	25,135	85	7,475	90	63,892	66	240,999	19	5,667	89		
Fireproof Sprinkler Underwriters.....			2,162,306	28	178,592	53	42,967	43	28,129	60	261,973	72	2,673,969	56	3,329	96		
Individual Underwriters.....			170,322	36	34,467	90	3,527	35	2,732	17	61,722	64	217,222	42	847	73		
Inter-Insurers' Exchange.....			1,592,546	31	1,143,769	69	515,637	28	12,139	86	30,610	21	3,293,703	35	107,445	90		
Lumbermen's Underwriting Alliance.....			2,536,697	79	612,168	14	414,957	15	25,237	49	27,509	86	3,616,570	43	108,070	34		
Manufacturing Lumbermen's Underwriters.....			824,703	16	69,907	03	27,523	33	10,324	49	81,946	84	1,014,404	85	7,236	00		
Metropolitan Inter-Insurers.....			2,760,989	20	103,800	80	43,448	71	33,970	70	289,040	80	3,231,250	21	4,347	52		
National Lumber Manufacturers' Inter-Insurance Exchange.....			1,266,552	73	162,385	47	123,775	50	14,822	12	47,026	53	1,674,400	29	47,596	34		
New York Reciprocal Underwriters.....			264,198	44	3,917	94			3,125	85	18,625	85	252,616	47	18,625	85		
Reciprocal Exchange.....			1,315,317	07	179,847	18	16,568	07	21,177	79	6,637	14	1,526,272	97	8,884	07		
Tornado Inter-Insurance Exchange.....			572,228	75	250,404	44	50,059	20	5,340	94	13,963	12	864,070	21	19,052	75		
Underwriters' Exchange.....																		
Warner Reciprocal Underwriters.....																		
Totals.....	128,400	00	22,526,889	52	4,292,366	75	1,674,551	89	64,128	04	251,841	80	68,540	87	29,006,718	87	855,021	61

(a) Real Estate.

LIABILITIES, DECEMBER 31ST, 1931

Name of Insurer	Provision for unpaid claims		Reserve of unearned premium deposits		Administration expense accrued		Return premium deposits		Reinsurance premiums accrued		Taxes		Reserve for contingencies		All other liabilities		Total liabilities		Excess of assets over liabilities	
	\$	c.	\$	c.	\$	c.	\$	c.	\$	c.	\$	c.	\$	c.	\$	c.	\$	c.	\$	c.
Affiliated Underwriters.....	11,135	00	288,926	81	7,451	27					2,000	00			361,392	18	638,219	15		
American Exchange Underwriters.....	686	60	231,710	46	4,185	78					2,000	00			533,832	01	1,192,276	37		
Canners Exchange Subscribers.....	6,294	18	620,988	42							16,003	48			644,169	78	2,135,567	16		
Detroit Automobile Inter-Insurance Exchange.....			1,409,473	97											2,061,880	97	2,173,219	29		
Equitable Fire Underwriters.....	11,135	00	52,560	98	7,700	94	2,860	25							74,257	17	1,667,742	02		
Fireproof Sprinkler Underwriters.....	6,294	18	104,547	52	3,472	63					700	00			186,982	56	474,790	45		
Individual Underwriters.....			384,639	11	11,363	20					4,000	00			703,211	63	1,970,757	93		
Inter-Insurers' Exchange.....			37,229	43	110	00					85	00			37,644	43	179,577	99		
Lumbermen's Underwriting Alliance.....			834,316	86	123,932	11									965,273	97	2,328,439	38		
Manufacturing Lumbermen's Underwriters.....			823,039	60	104,605	50									948,845	10	2,667,725	33		
Metropolitan Inter-Insurers.....			224,272	72	6,074	20					2,000	00			331,997	24	682,407	61		
National Lumber Manufacturers' Exchange.....			390,944	79	13,141	02									868,726	99	2,362,523	22		
New York Reciprocal Underwriters.....			483,489	94	12,377	55					3,000	00			558,710	84	1,115,698	45		
Reciprocal Exchange.....			14,853	17			18,594	13			9,000	00			15,907	62	236,708	85		
Tornado Inter-Insurance Exchange.....			202,697	09	325	00					1,054	45			203,937	09	3,322,335	88		
Underwriters' Exchange.....			227,662	53			1,294	57			4,313	97			233,271	07	630,799	14		
Warner Reciprocal Underwriters.....																				
Totals.....	767,679	40	6,334,353	40	294,759	20	230,982	37	26,976	83	48,411	90	51,453	40	8,729,140	65	20,277,578	22		

(a) Due to subscribers.

RECIPROCAL OR INTER-INSURANCE EXCHANGES
PROFIT AND LOSS ACCOUNT, 1931

Name of Insurer	Gross premium deposits written	Net premium deposits written	Net premium earned	Net losses incurred	Adminis-tration and other expenses	Net under-writing profit or savings for subscribers
Affiliated Underwriters	494,328 06	345,405 30	415,882 37	290,233 27	81,057 00	\$ 44,592 06
American Exchange Underwriters	338,253 81	235,860 63	265,124 49	8,544 61	50,288 43	206,291 45
Canners' Exchange Underwriters	2,315,133 24	1,487,780 11	1,555,645 47	571,291 67	411,940 66	572,503 14
Detroit Automobile Inter-Insurance Exchange	3,818,937 70	3,818,937 91	3,035,889 77	1,427,780 45	684,316 65	923,792 67
Equitable Fire Underwriters	4,000,207 70	1,46,990 80	179,926 05	1,20,818 93	50,873 44	8,233 68
Fireproof Sprinkler Underwriters	154,727 22	81,541 09	136,897 54	12,803 30	24,061 96	294,532 26
Individual Underwriters	628,409 99	449,776 63	561,236 42	71,079 68	196,303 32	100,353 48
Inter-Insurers' Exchange	54,687 23	34,398 58	43,690 65	8,947 47	8,941 60	26,248 58
Lumbermen's Underwriting Alliance	3,272,004 46	2,035,889 29	2,169,363 38	1,200,043 32	530,309 59	439,010 47
Manufacturing Underwriters	2,355,082 08	1,604,686 65	1,680,848 78	1,184,903 76	390,368 65	158,256 37
Metropolitan Inter-Insurers	351,663 72	49,367 94	800,101 04	26,096 45	115,751 78	158,572 61
New York Reciprocal Underwriters	316,458 73	49,367 94	201,982 20	23,344 60	22,383 23	44,748 63
New York Reciprocal Manufacturers' Inter-Insurance Exchange	586,564 80	397,343 03	551,098 79	53,292 36	184,058 08	313,748 63
Reciprocal Exchange	1,066,974 47	688,762 34	784,662 28	178,562 94	276,496 24	329,603 76
Tornado Inter-Insurance Exchange	41,892 57	88,751 63	36,015 23	769 25	13,649 24	21,626 74
Underwriters' Exchange	340,379 39	246,498 01	248,687 03	25,756 19	56,109 50	166,821 34
Warner Reciprocal Underwriters	821,468 74	562,479 08	603,749 57	245,072 71	139,153 55	219,543 31
Totals	16,789,050 42	11,448,886 73	12,771,331 71	5,649,750 95	3,235,595 92	3,885,984 84

SURPLUS ACCOUNT

Name of Insurer	Amount to credit of subscribers at Jan. 1, 1931	Net underwriting profit or savings for subscribers	Other revenue (net)	Transferred from special surplus or reserve accounts	Savings and profits returned to subscribers	Transferred to special surplus or reserve accounts	Amount held to credit of subscribers surplus	Special surplus or reserve accounts	Non-admitted assets	Surplus of admitted assets over all liabilities
Affiliated Underwriters	\$ 608,649 00	\$ 44,592 06	\$ 43,316 37	\$ c.	\$ 106,877 53	\$ c.	\$ 614,679 39	\$ c.	\$ 6,460 24	\$ 638,219 15
American Exchange Underwriters	1,406,130 75	206,291 45	109,092 07	212,169 54	384,856 53	c.	1,519,127 28	c.	356,800 21	1,922,276 37
Canners' Exchange Underwriters	1,225,251 51	572,503 14	9,817 72	c.	745,822 79	c.	833,748 42	c.	105,214 21	2,135,367 16
Detroit Automobile Inter-Insurance Exchange	2,172,350 40	923,792 67	114,476 61	c.	754,301 45	c.	2,227,665 01	c.	54,445 72	2,173,219 29
Equitable Fire Underwriters	240,955 24	8,233 68	5,328 26	c.	52,107 27	c.	172,409 91	c.	5,667 89	166,742 02
Fireproof Sprinkler Underwriters	444,020 81	100,532 28	28,761 76	c.	97,605 24	c.	475,709 63	c.	919 18	474,790 45
Individual Underwriters	2,106,731 69	294,353 46	127,066 26	c.	554,063 54	c.	1,974,087 89	c.	3,329 96	1,970,757 93
Inter-Insurers' Exchange	189,478 47	26,248 58	10,551 30	13 67	45,869 30	c.	180,425 72	c.	847 73	179,577 99
Lumbermen's Underwriting Alliance	2,409,833 97	439,010 47	125,061 54	c.	538,030 70	c.	2,443,875 28	c.	107,445 90	2,336,429 38
Manufacturing Underwriters	2,849,367 68	105,572 37	1,22,958 41	c.	510,059 33	c.	2,775,795 67	c.	108,070 34	2,667,725 33
Metropolitan Inter-Insurers' Underwriters	593,012 16	158,256 81	43,798 01	207,952 44	105,419 37	c.	689,643 61	c.	7,236 00	682,407 61
National Reciprocal Underwriters' Exchange	513,951 55	44,748 63	3,193 78	c.	472,399 70	c.	2,366,870 74	c.	4,347 52	2,362,523 22
New York Reciprocal Underwriters	2,751,456 55	313,748 35	152,386 35	c.	850,720 51	c.	1,163,294 79	c.	47,596 34	1,115,698 45
Reciprocal Exchange	1,082,209 39	329,603 76	32,062 75	c.	280,531 25	c.	2,553,334 70	c.	18,625 85	2,366,708 85
Tornado Inter-Insurance Exchange	221,045 21	21,626 74	6,647 55	c.	159 36	c.	1,331,219 95	c.	19,052 75	1,322,335 88
Underwriters' Exchange	1,350,142 36	166,821 34	66,647 55	159 36	252,550 66	c.	1,331,219 95	c.	19,052 75	630,799 14
Warner Reciprocal Underwriters	380,716 76	219,543 31	7,572 33	c.	229,593 30	c.	118,504 35	c.	405,261 80	219,543 31
Totals	20,570,603 50	3,885,984 84	751,273 61	420,295 01	5,980,808 81	336,870 07	19,310,478 08	1,822,094 75	851,994 61	20,277,578 22

ABSTRACT OF BUSINESS TRANSACTED BY RECIPROCAL OR INTER-INSURANCE EXCHANGES IN ONTARIO, 1931

Name of Insurer	Gross risks written	Net at risk	Gross premiums written	Cancelled and reinsured	Net premiums written	Savings returned to subscribers	Net losses incurred (including adjustment expenses)
Affiliated Underwriters.....	\$ 4,879,545 00	\$ 4,879,545 00	\$ 24,027 75	\$ 4,264 59	\$ 19,763 11	\$ 2,654 19	\$ 35,229 68
American Exchange Underwriters.....	134,840,650 00	651,000 00	3,399 54	4,850 29	2,549 25	1,529 55	
Canners' Exchange Subscribers.....	238,577,690 00	491,368 00	13,271 00	3,167 64	10,103 36	4,320 20	
Detroit Automobile Inter-Insurance Exchange.....	176,498 00	131,900 00	3,243 45	628 23	2,615 22	264 92	7,536 73
Equitable Fire Underwriters.....	3,270,882 00	3,270,882 00	5,801 37	516 43	5,284 94	4,897 03	276 47
Fireproof Sprinklered Underwriters.....	14,175,432 00	14,175,432 00	42,157 17	7,817 68	34,339 49	23,230 66	779 04
Individual Underwriters.....	185,000 00	185,000 00	720 75	30 11	690 64	501 34	
Inter-Insurers' Exchange.....	9,720,065 60	7,215,864 00	150,340 15	32,233 93	118,106 22	29,526 52	222,551 22
Lumbermen's Underwriting Alliance.....	5,635,529 00	4,610,363 00	90,821 55	16,112 61	74,708 94	10,690 85	172,009 78
Manufacturing Lumbermen's Underwriters.....	7,801,963 00	7,801,963 00	26,304 10	3,901 10	22,403 00	13,930 19	1,929 09
National Lumber Manufacturers' Inter-Insurance Exchange.....	689,614 00		11,394 75	5,586 46	5,808 29	24,883 29	23,125 27
New York Reciprocal Underwriters.....	13,813,873 00	13,813,873 00	29,417 31	4,534 02	24,883 29	19,018 30	1,992 66
Reciprocal Exchange.....	123,200 00	87,200 00	1,914 95	1,073 42	841 53		
Tornado Inter-Insurance Exchange.....	210,000 00	210,000 00	3,129 00	426 62	2,702 38	2,556 71	
Underwriters' Exchange.....	1,019,000 00	769,000 00	3,474 50	610 29	2,864 21	199 58	
Warner Reciprocal Underwriters.....	159,605 00	159,605 00	1,303 26	823 27	479 99		
Totals.....	63,253,074 60	58,453,085 00	410,720 58	82,576 60	328,143 99	113,320 04	465,423 94

ALL BUSINESS, 1931

Name of Insurer	Gross risks written	Net at risk	Gross premiums written	Cancelled and reinsured	Net premiums written	Net losses incurred (including adjustment expenses)	Net Savings and profits credited to subscribers
Affiliated Underwriters.....	\$ 840,132,258 00	\$ 90,713,664 00	\$ 494,328 00	\$ 148,922 76	\$ 345,405 30	\$ 290,233 26	\$ 106,877 99
American Exchange Underwriters.....	134,840,650 00	136,545,820 00	338,253 81	02,393 18	235,860 63	8,544 61	384,856 53
Canners' Exchange Subscribers.....	238,577,690 00	157,715,369 00	2,313,193 54	821,353 13	1,487,780 11	571,201 67	745,822 79
Detroit Automobile Inter-Insurance Exchange.....	18,686,116 00	9,516,383 00	3,400,207 00	581,259 70	2,818,947 94	1,427,780 45	754,301 45
Equitable Fire Underwriters.....	71,498,189 00	99,598,405 00	270,727 21	123,083 41	146,640 92	120,818 93	52,107 27
Fireproof Sprinklered Underwriters.....	245,014,680 00	287,507,399 00	138,469 92	139,136 15	146,331 02	27,363 50	97,605 22
Individual Underwriters.....	17,732,750 00	18,299,250 00	651,437 23	20,238 59	631,198 68	71,007 08	534,003 54
Inter-Insurers' Exchange.....	280,618,000 00	201,040,500 00	3,272,004 46	1,236,615 07	2,035,389 39	1,200,043 42	83,809 30
Lumbermen's Underwriting Alliance.....	157,700,766 00	136,690,816 00	2,551,083 08	105,893 43	1,904,686 26	1,184,038 76	508,059 23
Manufacturing Lumbermen's Underwriters.....	21,419,850 00	139,221,618 00	351,693 72	107,544 07	244,149 68	204,009 45	10,046 30
National Lumber Manufacturers' Exchange.....	267,509,994 00	336,363,454 00	316,468 72	267,000 70	49,467 97	224,344 60	47,309 77
New York Reciprocal Underwriters.....	140,094,100 00	132,065,786 00	586,594 80	189,133 77	397,431 03	53,292 30	850,720 51
Reciprocal Exchange.....	3,157,519 25	3,151,750 00	1,066,974 47	278,212 13	688,762 34	178,562 94	280,531 25
Tornado Inter-Insurance Exchange.....	158,520,418 00	146,419,702 00	340,379 39	6,110 94	335,251 63	25,756 19	252,550 66
Underwriters' Exchange.....	85,400,138 00	59,987,437 00	821,468 74	259,280 66	562,179 08	245,072 71	229,593 30
Warner Reciprocal Underwriters.....	2,080,945,119 25	1,954,638,353 00	16,789,050 42	5,340,163 69	11,448,886 73	5,649,750 95	5,980,808 81
Totals.....							

III.

STATEMENT SHOWING THE MOVEMENT OF SECURITIES OWNED BY JOINT STOCK, MUTUAL LIFE, AND CASH MUTUAL INSURANCE COMPANIES NOT LICENSED UNDER THE INSURANCE ACT (DOMINION), FOR THE YEAR ENDING DECEMBER 31st, 1931

I—BONDS AND DEBENTURES PURCHASED

ECONOMICAL MUTUAL FIRE INSURANCE COMPANY

Date Purchased	Description of Security	Par Value	Price Paid	From Whom Purchased
1931				
Jan. 6	Calgary Power Co., Ltd., 5%, 1960.....	\$15,000 00	\$14,025 00	Waterloo Bond Corporation.
Jan. 7	McColl-Frontenac Oil Co., Ltd., 6%, 1949.....	5,000 00	4,950 00	Waterloo Bond Corporation.
Dec. 30/30	City of Vancouver, 5%, 1945.....	25,000 00	25,257 00	Fry, Mills, Spence.
Jan. 30/31	Can. Northern Pac. Ry. Co., 4%, 1950..	16,254 56	13,964 24	Dyment-Anderson.
Feb. 4	Township of Scarborough, 5%, 1941....	25,010 95	24,785 95	Bell, Gouinlock.
Apr. 10	MacLaren-Quebec Power Co., 5½%, 1961.....	10,000 00	9,250 00	Waterloo Bond Corporation.
May 15	Gatineau Power Co., 5%, 1956.....	25,000 00	23,062 50	Dominion Securities Corp.
June 27	Province British Columbia, 5½%, 1950.....	9,925 00	9,925 00	Cochrane, Murray Co.
June 26	Ont. Power Service Corp., 5½%, 1950..	10,000 00	9,050 00	Waterloo Bond Corp.
July 8	City of Guelph, 5%, 1938.....	10,000 00	10,000 00	Cochrane, Murray Co.
Sept. 9	Jewish Hospital, Inc. (Quebec Guar.), 5%, 1949.....	35,000 00	34,215 47	Waterloo Bond Corp.
Oct. 6	Can. Nat. Ry. Co., 4½%, 1951.....	10,000 00	9,612 50	R. A. Daly & Co., Ltd.
Oct. 9	Dominion of Canada, 5%, 1943.....	6,000 00	6,000 00	Waterloo Bond Corp.
Dec. 31	Canada Northern Power Corp., Ltd., 5%, 1953.....	5,000 00	4,475 00	Waterloo Bond Corp.
	Accumulation of book values towards par.....		1,476 02	
	Totals.....	\$207,190 51	\$200,048 68	

FEDERAL FIRE INSURANCE COMPANY OF CANADA

Date Purchased	Description of Security	Par Value	Price Paid	From Whom Purchased
1931				
Jan. 7	Dominion of Canada, 5½%, 1934.....	\$500 00	\$515 75	Trusts & Guarantee Co.
Dec. 2	Dominion of Canada National Service Loan, 5%, 1941.....	10,000 00	9,900 00	Bunnell, Hitchon & Hendry, Ltd.
Nov. 27	Dominion of Canada National Service Loan, 5%, 1941.....	5,000 00	4,950 00	Mara & McCarthy.
	Totals.....	\$15,500 00	\$15,365 75	

THE GORE DISTRICT MUTUAL FIRE INSURANCE COMPANY

Date Purchased	Description of Security	Par Value	Price Paid	From Whom Purchased
1931				
Apr. 14	Ottawa Valley Power Co., 5½%, 1970..	\$20,000 00	\$19,925 00	Matthews & Co.
Sept. 15	Can. Nat. Ry's., (Dom. Guar.), 4½%, 1951.....	58,000 00	56,985 00	Gardner & Co.
Dec. 15	Dominion of Canada National Service Loan, 5%, 1941.....	7,500 00	7,425 00	Matthews & Co.
Dec. 15	Dominion of Canada National Service Loan, 5%, 1941.....	7,500 00	7,425 00	W. C. Pitfield & Co.
Dec. 15	Dominion of Canada National Service Loan, 5%, 1941.....	5,000 00	4,950 00	Isard, Robertson Co.
Dec. 15	Dominion of Canada National Service Loan, 5%, 1941.....	5,000 00	4,950 00	Waterloo Bond Corp.
	Totals.....	\$103,000 00	\$101,660 00	

STATEMENT SHOWING THE MOVEMENT OF SECURITIES—Continued

I—BONDS AND DEBENTURES PURCHASED

HAND IN HAND INSURANCE COMPANY

Date Purchased	Description of Security	Par Value	Price Paid	From Whom Purchased
1931 June 1	Dominion Conversion Loan, 4½%, 1959	\$15,000 00	\$15,000 00	Conversion.

MERCHANTS FIRE INSURANCE COMPANY

Date Purchased	Description of Security	Par Value	Price Paid	From Whom Purchased
1931 Dec. 1	Dominion of Canada National Service Loan, 5%, 1941.....	\$25,000 00	\$24,750 00	Dominion Securities Corp., Ltd. Conversion.
Nov. 1	Dominion Conversion Loan, 4½%, 1958	20,000 00	20,000 00	
	Totals.....	\$45,000 00	\$44,750 00	

MUTUAL RELIEF LIFE INSURANCE COMPANY

Date Purchased	Description of Security	Par Value	Price Paid	From Whom Purchased
1931 Jan. 15	Viceroy Manuf. Co., Ltd., 6½%, 1950..	\$10,000 00	\$9,750 00	Stewart, Scully & Co., Ltd.
Feb. 3	City of Toronto, 5½%, 1940.....	20,000 00	22,000 00	H. R. Bain & Co., Ltd.
Feb. 3	City of Toronto, 6%, 1943-44.....	25,000 00	28,000 00	H. R. Bain & Co., Ltd.
Sept. 21	Dominion Conversion Loan, 4½%, 1959	15,000 00	15,225 00	McLeod, Young, Weir & Co., Ltd.
Oct. 6	Dominion Refunding Loan, 5%, 1943...	2,000 00	1,990 00	Wood, Gundy & Co., Ltd.
Oct. 15	Dominion Conversion Loan, 4½%, 1959	25,000 00	25,375 00	Hanson Bros.
July 29	Province of Ontario, 4%, 1966.....	5,000 00	4,619 50	Hanson Bros.
July 29	Province of New Brunswick, 4½%, 1961	5,000 00	5,062 50	Hanson Bros.
Aug. 11	Province of Manitoba, 4½%, 1951.....	25,000 00	24,357 50	McLeod, Young, Weir & Co., Ltd.
Aug. 13	Province of Manitoba, 4½%, 1956.....	10,000 00	9,500 00	Nesbitt, Thomson & Co., Ltd.
Aug. 21	Province of Quebec, 4½%, 1950.....	10,000 00	10,225 00	Harris, Forbes & Co.
Sept. 25	Can. Nat. Ry. (Dom. Guar.), 4½%, 1951	25,000 00	24,500 00	Hanson Bros.
Oct. 5	Hydro-Electric Power Commission (Ont. Guar.), 4¾%, 1970.....	3,000 00	2,812 50	Matthews & Co.
July 31	City of Kingston, 5%, 1943.....	1,000 00	1,027 50	Wood, Gundy & Co., Ltd.
Aug. 12	City of Montreal, 4½%, 1971.....	10,000 00	10,379 91	Nesbitt, Thomson & Co., Ltd.
Aug. 7	Quebec Board of School Commissioners (Roman Catholic), 4½%, 1961.....	5,000 00	5,000 00	Hanson Bros.
Aug. 7	Montreal Metro. Comm., 4½%, 1965..	5,000 00	5,000 00	Hanson Bros.
Aug. 31	Power Corp. of Canada, 4½%, 1959...	5,000 00	4,180 42	Nesbitt, Thomson & Co., Ltd.
Nov. 18	MacLaren-Quebec Power Co., 5½%, 1961	6,000 00	5,662 20	Nesbitt, Thomson & Co., Ltd.
Nov. 20	MacLaren-Quebec Power Co., 5½%, 1961	4,000 00	3,760 00	Wood, Gundy & Co., Ltd.
Nov. 23	West Kootenay Power & Light Co., Ltd. 5%, 1956.....	6,000 00	5,940 00	Hanson Bros.
Nov. 23	Power Corp. of Canada, 4½%, 1959.....	5,000 00	4,125 00	Nesbitt, Thomson & Co., Ltd.
Oct. 31	State of San Paulo, 8%, 1936.....	2,000 00	900 00	Matthews & Co.
Nov. 6	State of San Paulo, 8%, 1936.....	1,000 00	460 00	Matthews & Co.
Nov. 10	State of San Paulo, 8%, 1936.....	2,000 00	955 00	Matthews & Co.
Nov. 14	State of San Paulo, 8%, 1936.....	3,000 00	1,425 00	Matthews & Co.
Nov. 17	State of San Paulo, 8%, 1936.....	2,000 00	915 00	Matthews & Co.
Nov. 19	State of San Paulo, 8%, 1936.....	1,000 00	460 00	Matthews & Co.
Nov. 19	State of San Paulo, 8%, 1936.....	2,000 00	700 00	Matthews & Co.
Dec. 16	State of San Paulo, 8%, 1936.....	2,000 00	690 00	Matthews & Co.
Dec. 18	State of San Paulo, 8%, 1936.....	2,000 00	690 00	Matthews & Co.
	Accumulation of book value towards par.....		2,877 64	
	Totals.....	\$242,000 00	\$237,874 67	

STATEMENT SHOWING THE MOVEMENT OF SECURITIES—Continued

I—BONDS AND DEBENTURES PURCHASED

ONTARIO EQUITABLE LIFE AND ACCIDENT INSURANCE COMPANY

Date Purchased	Description of Security	Par Value	Price Paid	From Whom Purchased
1931				
Mar. 14	Toronto Suburban Ry. (Guar. Can. Nat. Ry.), 4½%, 1961	\$7,300 00	\$3,686 50	McLeod, Young, Weir & Co.
Jan. 7	Hydro-Elec. Power Comm. (Ont. Guar.) 4¾%, 1970	35,000 00	35,787 50	A. E. Ames & Co.
Jan. 12	Banco Nacional of Panama (Guar. by Republic of Panama), 6½%, 1949	10,000 00	10,000 00	Royal Financial Corp., Ltd.
May 5	City of Three Rivers, 5½%, 1965-67	37,500 00	39,957 40	McLeod, Young, Weir & Co.
June 4	Southern Interior Light & Power (Guar. by City of Merritt, B.C.), 5%, 1941	30,000 00	28,800 00	Royal Financial Corp., Ltd.
June 1	Waskasoo School District, 7%, 1932-46	1,400 00	1,400 00	Waskasoo School District.
Jan. 28	Brantford Roofing Co., Ltd., 6½%, 1950	5,000 00	4,850 00	Harris, Cook & Co., Ltd.
Jan. 2	Arnold Bros., Ltd., 6%, 1947	1,000 00	800 00	Wood, Gundy & Co.
Jan. 3	National Biscuit & Confection Co., Ltd., 6½%, 1950	15,000 00	14,199 00	Royal Financial Corp.
Jan. 3	Westminster Paper Co., Ltd., 6½%, 1950	15,000 00	15,450 00	Royal Financial Corp.
Jan. 14	Viceroy Manufacturing Co., Ltd., 6½%, 1950	25,000 00	23,750 00	Stewart, Scully Co., Ltd.
April 14	Sisters of Charity of the Prov. of British Columbia, 5½%, 1946	10,000 00	9,745 80	Harris, MacKeen & Co.
April 27	Canadian Western Telephone Co., Ltd., 5½%, 1956	25,000 00	24,337 50	Royal Financial Corp.
July 4	City of Grand Mere, 5%, 1959	25,000 00	25,000 00	McLeod, Young, Weir & Co.
July 20	Town of Leaside, 5½%, 1950	11,046 02	11,588 38	McLeod, Young, Weir & Co.
June 11	Toronto Suburban Railway, 4½%, 1961	43,021 33	22,220 22	McLeod, Young, Weir & Co.
July 20	Toronto Suburban Railway, 4½%, 1961	9,733 33	2,000 00	McLeod, Young, Weir & Co.
Aug. 27	Grand Trunk Pacific Ry. (Mountain and Prairie), 4%, 1955	24,333 33	20,563 87	A. E. Ames & Co.
Sept. 30	Mount Royal Tunnel & Terminal Ry., 5%, 1970	4,866 66	4,891 00	A. E. Ames & Co.
July 29	Beauharnois Power Corp., 6%, 1959	15,000 00	10,725 00	McLeod, Young, Weir & Co.
Sept. 28	Pacific Meat Co., Ltd., 7%, 1941	10,000 00	9,850 00	Royal Financial Corp.
Dec. 15	Grand Trunk Pacific Ry.-Lake Superior Division, 4%, 1955	24,300 00	20,776 50	A. E. Ames & Co., Ltd.
Oct. 1	Town of Shaunavon, 6½%, 1931	282 35	302 94	Returned in default.
April 1	R.M. of Whittemouth, Man., 6%, 1931	534 25	534 25	Returned in default.
Sept. 1	Municipality of Hanna Hospital, Hanna, Alta., 8%, 1931	402 53	439 69	Returned in default.
Dec.31/28	Vidette School District, 6%, 1928	136 85	146 18	Returned in default.
Dec.31/29	Vidette School District, 6%, 1929	145 06	154 67	Returned in default.
Dec.31/30	Vidette School District, 6%, 1930	153 77	162 95	Returned in default.
Dec.15/30	Patriot School District, 6½%, 1930	159 60	177 58	Returned in default.
Sept. 1/31	Lebanon School District, 8%, 1931	100 00	104 01	Returned in default.
Dec. 8/29	School District of Trieste, 8%, 1931	66 67	69 89	Returned in default.
Dec. 8/30	School District of Trieste, 8%, 1930	66 67	69 62	Returned in default.
Dec. 1/29	Hussar School District, 8%, 1929	466 66	494 48	Returned in default.
Dec. 1/30	Hussar School District, 8%, 1930	466 67	491 77	Returned in default.
Apr. 1/31	Sanctuary School District, 5¾%, 1931	157 11	160 05	Returned in default.
Aug.18/31	Boyer Lake School District, 8%, 1931	511 08	535 55	Returned in default.
Jan. 15/31	Greenvale School District, 8%, 1931	100 00	100 93	Returned in default.
Dec.15/29	St. Charles School District, 7%, 1929	500 00	531 01	Returned in default.
Dec.15/30	St. Charles School District, 7%, 1930	500 00	529 20	Returned in default.
Mar. 1/31	Lacadia Rural Tel. Co., 6%, 1931	325 44	343 41	Returned in default.
	Accumulation of book values towards par	2,036 88	
	Totals	\$389,575 88	\$347,763 73	

PILOT INSURANCE COMPANY

Date Purchased	Description of Security	Par Value	Price Paid	From Whom Purchased
1931				
Jan. 10	Dominion of Canada, 4%, 1960	\$55,000 00	\$51,562 50	Canadian Bank of Commerce.
May 29	Canadian Pacific Railway, 4¼%, 1960	10,000 00	9,987 50	Canadian Bank of Commerce.
June 6	Canadian Pacific Railway, 4¼%, 1960	10,000 00	9,987 50	Canadian Bank of Commerce.
July 3	Dominion of Canada, 5%, 1937	150,000 00	161,889 00	Canadian Bank of Commerce.
Nov. 3	Dominion of Canada, 4%, 1932	25,000 00	27,156 25	Canadian Bank of Commerce.
July 17	City of Montreal, 5%, 1936	40,000 00	41,834 11	Canadian Bank of Commerce.
Dec. 30	U.S.A. Liberty Bonds (4th Issue), 4¾%, 1938	16,000 00	19,404 00	Standard Accident Insurance Co.
	Totals	\$306,000 00	\$321,820 86	

STATEMENT SHOWING THE MOVEMENT OF SECURITIES—Continued

I—BONDS AND DEBENTURES PURCHASED

PROVIDENT ASSURANCE COMPANY

Date Purchased	Description of Security	Par Value	Price Paid	From Whom Purchased
1931				
May 12	Notre-Dame de la Merci, 5¼%, 1943...	\$5,000 00	\$4,953 50	Savard & Co.
June 16	Commission des Ecoles Catholiques de Montreal, 5%, 1934.....	1,000 00	1,000 00	Courtois & Freres.
Sept. 15	Can. Nat. Ry., 4½%, 1951.....	1,000 00	980 00	Ernest Savard, Ltd.
Sept. 15	Queen's Hotel, Ltd., 6%, 1947.....	5,000 00	4,250 00	Nesbitt, Thomson & Co.
Oct. 15	Can. Nat. Ry., 4½%, 1951.....	24,000 00	23,527 20	Ernest Savard, Ltd.
Oct. 15	Dominion of Canada, 4½%, 1958.....	29,000 00	29,290 00	Geoffrion & Cie.
Oct. 15	Can. Northern Power Co., 5%, 1953.....	1,000 00	750 00	Bruneau & Rainville.
	Accumulation of book values towards par.....		714 33	
	Totals.....	\$66,000 00	\$65,465 03	

QUEEN CITY FIRE INSURANCE COMPANY

Date Purchased	Description of Security	Par Value	Price Paid	From Whom Purchased
1931				
June 1	Dominion Conversion Loan, 4½%, 1958	\$65,000 00	\$65,000 00	Conversion.
June 1	Dominion Conversion Loan, 4½%, 1959	10,000 00	10,000 00	Conversion.
	Totals.....	\$75,000 00	\$75,000 00	

STANSTEAD AND SHERBROOKE FIRE INSURANCE COMPANY

Date Purchased	Description of Security	Par Value	Price Paid	From Whom Purchased
1931				
Jan. 3	Chomedy Apartments, Ltd., 6%, 1950..	\$6,000 00	\$6,000 00	Hanson Brothers.
Mar. 23	Dominion of Canada, 4%, 1960.....	10,000 00	9,400 00	Hanson Brothers.
Dec. 31	McCrea-Wilson Lumber Co., Ltd., 6%, 1939.....	3,000 00	2,550 00	C. B. Howard, Sherbrooke, Que.
	Totals.....	\$19,000 00	\$17,950 00	

TORONTO GENERAL INSURANCE COMPANY

Date Purchased	Description of Security	Par Value	Price Paid	From Whom Purchased
1931				
Apr. 9	Dominion of Canada, 5½%, 1933.....	\$25,000 00	\$26,112 50	Drury & Co.
June 4	Dominion Conversion Loan, 4½%, 1959.	15,000 00	15,712 50	A. E. Ames & Co.
June 24	Dominion of Canada, 4½%, 1959.....	25,000 00	26,225 00	Fleming, Denton & Co.
Jan. 12	Province of Alberta, 4½%, 1967.....	25,000 00	23,500 00	Dominion Securities Corp.
Feb. 10	Can. Nat. Rly. (guar. by Dominion of Canada), 4½%, 1956.....	15,000 00	14,704 50	J. L. Graham & Co.
Jan. 22	Can. Northern Pacific Rly. (guar. by Province of B.C.), 4%, 1950.....	20,109 06	18,053 91	Royal Financial Corp.
Mar. 30	City of St. John, N.B., 4½%, 1971.....	25,000 00	24,820 00	R. A. Daly & Co.
May 1	Village of Forest Hill, 5%, 1941.....	10,000 00	10,291 00	Dominion Securities Corp.
May 27	District of North Vancouver, 5%, 1961.	10,000 00	10,163 00	Royal Financial Corp.
June 13	District of Richmond, 5%, 1955.....	15,000 00	15,433 50	Royal Financial Corp.
Jan. 30	Gatineau Power Co., 5%, 1956.....	25,000 00	23,757 50	McLeod, Young, Weir & Co.
Jan. 9	General Steel Wares, Ltd., 6%, 1952.....	10,000 00	9,103 00	Dominion Securities Corp.
Feb. 27	McLaren-Quebec Power Co., 5½%, 1961	25,000 00	23,257 50	Nesbitt, Thompson & Co.
Mar. 27	McColl-Frontenac Oil Co., 6%, 1949.....	25,000 00	24,382 50	Nesbitt, Thompson & Co.
Feb. 26	McLaren-Quebec Power Co., 5½%, 1961	10,000 00	9,403 00	Dominion Securities Corp.
Apr. 14	Beauharnois Power Co., 6%, 1959.....	25,000 00	21,945 00	Drury & Co.
July 29	Province of New Brunswick, 4½%, 1961.	10,000 00	10,000 00	McLeod, Young, Weir & Co.
Oct. 5	Can. Nat. Rly. (guar. by Dominion of Canada), 4½%, 1951.....	28,000 00	27,518 40	Dominion Securities Corp.
Nov. 10	City of Calgary, 4½%, 1932.....	9,733 33	9,677 87	Dominion Securities Corp.
Oct. 9	Township of York, 6%, 1933.....	10,000 00	10,093 00	Dominion Securities Corp.
Oct. 14	Nat. Transcontinental Branch Lines, 4½%, 1955.....	20,000 00	19,456 00	Dominion Securities Corp.
Nov. 10	Ontario Power Service Corp., 5½%, 1950	20,000 00	12,406 00	Milner Ross Securities Corp.
Oct. 30	Nat. Transcontinental Branch Lines, 4½%, 1955.....	5,000 00	4,814 00	Dominion Securities Corp.
Dec. 31	Lake St. John Power & Paper Co., Ltd., 6½%, 1947.....	5,000 00	2,889 00	Dominion Securities Corp.
Dec. 21	Ontario Power Service Corp., 5½%, 1950	10,000 00	7,078 00	Milner, Ross Securities Corp.
Dec. 30	Ontario Power Service Corp., 5½%, 1950	10,000 00	7,078 00	Milner, Ross Securities Corp.
	Totals.....	\$422,842 39	\$400,796 68	

STATEMENT SHOWING THE MOVEMENT OF SECURITIES—Continued

I—BONDS AND DEBENTURES PURCHASED

WATERLOO MUTUAL FIRE INSURANCE COMPANY

Date Purchased	Description of Security	Par Value	Price Paid	From Whom Purchased
1931				
Jan. 2	Waterloo Trust and Savings Co., 5%, 1936.....	\$25,000 00	\$25,000 00	Waterloo Bond Corp.
Jan. 13	Ottawa Valley Power Co., 5½%, 1970.....	25,000 00	23,470 67	Waterloo Bond Corp.
Mar. 18	McLaren-Quebec Power Co., 5½%, 1961.....	25,000 00	23,434 87	Johnston & Ward.
Oct. 3	Gatineau Power Company, 5%, 1956.....	25,000 00	18,780 66
Dec. 31	Aneroid School District, 7%, 1931-36.....	314 55	314 55	Default.
Dec. 31	Craik School District, 6¾%, 1931-38.....	400 00	400 00	Default.
Dec. 31	Balcarres School District, 6%, 1931.....	475 00	475 00	Default.
Dec. 31	Fleming School District, 5%, 1931-41.....	466 66	466 66	Default.
Dec. 31	Herbert School District, 5½%, 1931-32.....	600 00	600 00	Default.
Dec. 31	Elsas School District, 7½%, 1931-34.....	514 15	514 15	Default.
	Accumulation of book values towards par.....		394 91	
	Totals.....	\$102,770 36	\$93,851 47	

WELLINGTON FIRE INSURANCE COMPANY

Date Purchased	Description of Security	Par Value	Price Paid	From Whom Purchased
1931				
June 24	Province of Ontario, 4%, 1950.....	\$15,000 00	\$14,307 00	Trusts and Guarantee Co., Ltd.
Dec. 31	Dom. Nat. Service Loan, 5%, 1941.....	10,000 00	9,925 00	Trusts and Guarantee Co., Ltd.
	Totals.....	\$25,000 00	\$24,232 00	

STATEMENT SHOWING THE MOVEMENT OF SECURITIES—Continued

II—BONDS AND DEBENTURES SOLD OR MATURED

ECONOMICAL MUTUAL FIRE INSURANCE COMPANY

Date Sold or Matured	Description of Security	Par Value	Book Value	Sale Price or Consideration Received	Through Whom Sold
1931					
Jan. 31	City of Toronto R.C. Sep. Sch., 5½%, 1939.....	\$14,000 00	\$14,000 00	\$14,000 00	Dymont, Anderson.
Jan. 14	Town of Berlin, 4½%, 1931-37....	208 08	208 08	208 08	Matured.
Feb. 6	City of Windsor, 5%, 1934.....	25,000 00	25,000 00	25,000 00	Bell, Gouinlock.
Mar. 31	Town of Berlin, 5%, 1931-37....	458 30	458 30	458 30	Matured.
June 27	City of Guelph, 4½%, 1938.....	10,000 00	10,000 00	10,000 00	Cochran, Murray.
June 29	Power Corp. of Canada, 4½%, 1959	10,000 00	9,200 00	9,200 00	Waterloo Bond Corp.
July 15	Town of Berlin, 4½%, 1931-39....	784 90	784 90	784 90	Matured.
Sept. 9	City of Kitchener, 5%, 1938.....	34,459 29	34,459 29	34,459 29	Waterloo Bond Corp.
Oct. 6	City of Guelph, 4½%, 1938.....	10,000 00	10,000 00	10,000 00	R. A. Daly & Co.
Oct. 9	City of Kitchener, 5%, 1932.....	6,050 52	6,050 52	6,050 52	Waterloo Bond Corp.
Oct. 15	City of Kitchener, 6%, 1931-47....	118 38	118 38	118 38	Matured.
Nov. 30	City of Kitchener, 5½%, 1931-36.	728 26	728 26	728 26	Matured.
	Amortization of book values towards par.....		578 54		
	Totals.....	\$111,807 73	\$111,586 27	\$111,007 73	

EMPIRE LIFE INSURANCE COMPANY

Date Sold or Matured	Description of Security	Par Value	Book Value	Sale Price or Consideration Received	Through Whom Sold
1931					
Apr. 1	Twp. of East York, 5½%, 1931....	\$940 68	\$940 68	\$940 68	Matured.
May 1	Province of Alberta, 6%, 1931....	10,000 00	10,000 00	10,000 00	Matured.
June 1	Ouilvie Realty Corp., 6½%.....	8,090 00	8,297 87	8,490 00	Recalled.
	Amortization of book values towards par.....		32 31		
	Totals.....	\$18,940 68	\$19,270 86	\$19,340 68	

FEDERAL FIRE INSURANCE COMPANY OF CANADA

Date Sold or Matured	Description of Security	Par Value	Book Value	Sale Price or Consideration Received	Through Whom Sold
1931					
Jan. 7	Dominion of Canada, 5½%, 1937.	\$500 00	\$533 68	\$535 75	Trusts and Guarantee Co.

GORE DISTRICT MUTUAL FIRE INSURANCE COMPANY

Date Sold or Matured	Description of Security	Par Value	Book Value	Sale Price or Consideration Received	Through Whom Sold
1931					
Jan. 15	County of Halton, 4%, 1931-32....	\$2,040 91	\$2,040 91	\$2,040 91	Matured.
May 15	City of Galt, 5%, 1931-45.....	1,158 56	1,158 56	1,158 56	Matured.
July 8	City of Galt, 4%, 1931.....	222 42	222 42	222 42	Matured.
Sept. 15	Town of Midland, 4½%, 1931-36.	1,414 27	1,414 27	1,414 27	Matured.
Oct. 12	Town of Smith's Falls, 5%, 1931-36.	1,857 02	1,857 02	1,857 02	Matured.
Sept. 15	Dominion of Canada, 4½%, 1944.	15,000 00	14,681 25	15,078 00	Gardner and Co.
Sept. 8	City of St. Catharines, 5%, 1934....	10,000 00	9,415 00	10,126 50	Gardner and Co.
Sept. 1	Province of Ontario, 6%, 1935....	30,000 00	30,000 00	31,878 00	Gardner and Co.
Dec. 1	East Flamboro Twp., 5%, 1931-41....	361 33	361 33	361 33	Matured.
Dec. 1	Scarboro Twp., 5½%, 1931-38....	582 91	582 91	582 91	Matured.
Dec. 1	Town of Newmarket, 5%, 1931-35.	833 91	833 91	833 91	Matured.
Nov. 15	Village of Waterdown, 5½%, 1931.	243 16	243 16	243 16	Matured.
	Totals.....	\$63,714 49	\$62,810 74	\$65,796 99	

STATEMENT SHOWING THE MOVEMENT OF SECURITIES—Continued

II—BONDS AND DEBENTURES SOLD OR MATURED

HAND IN HAND INSURANCE COMPANY

Date Sold or Matured	Description of Security	Par Value	Book Value	Sale Price or Consideration Received	Through Whom Sold
1931					
June 1	City of Oshawa, 5%, 1931-33.....	\$893 51	\$846 05	\$893 51	Matured.
June 1	Dominion of Canada War Loan, 5½%, 1934.....	15,000 00	15,000 00	15,000 00	Conversion.
Aug. 15	City of Niagara Falls, 5%, 1931-33..	783 78	723 46	783 78	Matured.
Oct. 10	Town of Milton, 5%, 1931.....	917 05	879 36	917 05	Matured.
Aug. 1	Town of Goderich, 5%, 1931-41.....	228 21	205 12	228 21	Matured.
Dec. 1	Town of Southampton, 5%, 1931-35	232 35	199 82	232 35	Matured.
Dec. 31	St. Paul's R. C. Schools, 5½%, 1931-56.....	92 43	88 63	92 43	Matured.
	Amortization of book value towards par.....		204 89		
	Totals.....	\$18,147 33	\$18,147 33	\$18,147 33	

MERCHANTS FIRE INSURANCE COMPANY

Date Sold or Matured	Description of Security	Par Value	Book Value	Sale Price or Consideration Received	Through Whom Sold
1931					
Nov. 1	Dominion of Canada War Loan, 5½%, 1933.....	\$20,000 00	\$20,000 00	\$20,000 00	Conversion.
Apr. 30	Dominion of Canada War Loan, 5%, 1934.....	10,000 00	9,600 00	10,080 00	Dominion Securities Corp.
Apr. 30	Village of Fort Erie, 5%, 1931-33..	998 40	839 68	998 40	Matured.
Sept. 1	Town of New Toronto, 6½%, 1931-32.....	1,000 00	968 18	1,000 00	Matured.
Apr. 17	Dominion of Canada, 5%, 1931....	10,000 00	9,600 00	10,080 00	Dominion Securities Corp.
Apr. 30	Village of Fort Erie, 5%, 1931-33..	998 40	839 68	998 40	Matured.
	Totals.....	\$42,996 80	\$41,847 54	\$43,156 80	

MUTUAL RELIEF LIFE INSURANCE COMPANY

Date Sold or Matured	Description of Security	Par Value	Book Value	Sale Price or Consideration Received	Through Whom Sold
1931					
Jan. 31	City of Sault Ste. Marie, 5½%, 1942	\$5,000 00	\$5,172 34	\$5,150 00	Bank of Montreal.
Feb. 3	City of Windsor, 6%, 1935.....	13,000 00	13,510 41	13,390 00	H. R. Bain & Co., Ltd.
Feb. 3	City of Hull, 5%, 1957.....	25,000 00	25,000 00	24,942 50	H. R. Bain & Co., Ltd.
Feb. 3	Town of Weston, 5%, 1946.....	20,321 54	20,321 54	20,138 65	H. R. Bain & Co., Ltd.
Feb. 4	Town of Kenora, 5½%, 1937.....	10,000 00	10,000 00	9,950 00	Dominion Securities Corp.
Feb. 5	City of Niagara Falls, 5%, 1941-54..	20,046 45	20,003 08	19,946 22	Wood, Gundy & Co., Ltd.
Feb. 5	City of Oshawa, 5%, 1931-41.....	13,238 43	13,151 95	12,973 66	Wood, Gundy & Co., Ltd.
Feb. 5	City of Sault Ste. Marie, 5½%, 1945	6,000 00	6,238 05	6,215 40	Wood, Gundy & Co., Ltd.
Feb. 5	City of Windsor, 5½%, 1936-40.....	21,945 33	22,136 68	22,274 51	Wood, Gundy & Co., Ltd.
Feb. 5	Town of Walkerville, 6%, 1932-40..	23,557 90	24,021 13	24,111 51	Wood, Gundy & Co., Ltd.
Feb. 5	Twp. of Scarborough, 6½%, 1938-41..	23,318 50	25,373 22	25,417 17	Wood, Gundy & Co., Ltd.
Feb. 12	City of Oshawa, 5%, 1931-42.....	5,506 17	5,429 39	5,313 45	Nesbitt, Thompson & Co.
June 16	Town of Fernie, B.C., 5%, 1939....	9,000 00	8,771 02	8,707 50	McLeod, Young, Weir & Co.
June 16	Town of Fernie, B.C., 5%, 1940....	3,000 00	2,916 19	2,902 50	McLeod, Young, Weir & Co.
Apr. 24	Windsor Hotel of Sault Ste. Marie, 6½%, 1950.....	10,000 00	9,901 21	9,900 00	H. R. Bain & Co., Ltd.
May 14	Windsor Hotel of Sault Ste. Marie, 6½%, 1950.....	10,000 00	9,901 20	9,900 00	H. R. Bain & Co., Ltd.
May 28	Windsor Hotel of Sault Ste. Marie, 6½%, 1950.....	5,000 00	4,950 61	4,950 00	H. R. Bain & Co., Ltd.
June 17	Dom. Realty Corp., 5½%, 1945....	15,000 00	14,927 65	15,675 00	Hanson Bros.
Jan. 9	Village of Beeton, 5%, 1931-47.....	386 15	386 15	386 15	Matured.
Feb. 23	Town of Renfrew, 5%, 1931-45....	253 52	253 52	253 52	Matured.
Mar. 1	Town of Elgin, 5%, 1931-40.....	399 32	399 32	399 32	Matured.
Mar. 15	Town of Haileybury, 6%, 1931-39..	276 64	276 64	276 64	Matured.
Apr. 1	Town of Smith's Falls, 6%, 1931-39.	526 52	526 52	526 52	Matured.
Apr. 27	Town of Renfrew, 5%, 1931-50....	116 16	116 16	116 16	Matured.
Apr. 27	Town of Renfrew, 5%, 1931-43....	117 95	117 95	117 95	Matured.
May 1	Village of Herbert, 5½%, 1931-41..	110 58	110 58	110 58	Matured.
May 12	Town of Ft. Frances, 5½%, 1931-34	2,664 65	2,664 65	2,664 65	Matured.
May 27	Twp. of Teck, 6%, 1931-34.....	2,068 45	2,068 45	2,068 45	Matured.
July 24	City of Belleville, 6%, 1941.....	2,000 00	1,970 51	2,180 00	W. McCartney, Kingston.
July 10	B.C. Power Co., 5½%, 1960.....	15,000 00	14,703 99	15,300 00	McLeod, Young, Weir & Co.
July 17	Mont. Island Power Co., 5½%, 1957	15,000 00	15,000 00	15,018 75	McLeod, Young, Weir & Co.
Aug. 12	Can. Nor. Power Corp., 5%, 1953..	10,000 00	9,304 91	9,304 91	Nesbitt, Thomson & Co.

STATEMENT SHOWING THE MOVEMENT OF SECURITIES—Continued

II—BONDS AND DEBENTURES SOLD OR MATURED

MUTUAL RELIEF LIFE INSURANCE COMPANY—Continued

Date Sold or Matured	Description of Security	Par Value	Book Value	Sale Price or Consideration Received	Through Whom Sold
1931					
Aug. 11	Investors Equity Co., 5½%, 1949..	\$25,000 00	\$24,717 41	\$24,718 75	McLeod, Young, Weir & Co.
Oct. 31	Consumers Glass Co., 5%, 1948...	5,000 00	4,623 92	4,623 92	Nesbitt, Thomson & Co.
Nov. 18	Gatineau Power Co., 5%, 1956....	6,000 00	5,692 60	5,692 20	Nesbitt, Thomson & Co.
Nov. 20	Mont. Island Power Co., 5½%, 1957	4,000 00	4,000 00	4,000 00	Wood, Gundy & Co., Ltd.
Nov. 23	Mont. Island Power Co., 5½%, 1957	6,000 00	6,000 00	6,000 00	Hanson Bros.
Nov. 23	Mont. Island Power Co., 5½%, 1957	5,000 00	5,000 00	5,000 00	Nesbitt, Thomson & Co.
Nov. 30	Lord Nelson Hotel Co., Ltd., 6½%, 1947.....	50,000 00	50,000 00	50,000 00	Transferred from Investments to Call Loan.
July 1	Town of Tillsonburg, 5%, 1931-42..	271 73	271 73	271 73	Matured.
July 9	Town of Renfrew, 6½%, 1931-48..	271 15	271 15	271 15	Matured.
Aug. 1	City of North Bay, 5½%, 1931-42..	2,068 65	2,068 65	2,068 65	Matured.
Aug. 10	Town of Strathroy, 6½%, 1931-38..	758 68	758 68	758 68	Matured.
Sept. 1	Village of Merrickville, 6%, 1931-33	2,065 05	2,065 05	2,065 05	Matured.
Sept. 1	Town of Shelburne, 4%, 1931-39....	243 78	243 78	243 78	Matured.
Sept. 1	Town of Strathecona, 4½%, 1931-56	166 18	166 18	166 18	Matured.
Sept. 15	Town of Haileybury, 5%, 1931-33..	621 66	621 66	621 66	Matured.
Oct. 1	Town of Renfrew, 5%, 1931-41....	190 18	190 18	190 18	Matured.
Oct. 15	Town of Hanna, 6%, 1931-33.....	1,000 00	1,000 00	1,000 00	Matured.
Nov. 1	Town of Haileybury, 5%, 1931-37..	277 39	277 39	277 39	Matured.
Nov. 1	Town of Midland, 6½%, 1931-35..	1,417 42	1,417 42	1,417 42	Matured.
Nov. 1	Town of Sandwich, 5½%, 1931-40..	1,734 46	1,734 46	1,734 46	Matured.
Nov. 15	Town of Brooks, 6%, 1931-38.....	170 49	170 49	179 49	Matured.
Dec. 1	Town of Collingwood, 5%, 1931-45..	219 04	219 04	219 04	Matured.
Dec. 1	Town of Souris, 5%, 1931-40.....	399 36	399 36	399 36	Matured.
Dec. 1	Town of Souris, 5%, 1931-40.....	439 23	439 23	439 23	Matured.
Dec. 1	Town of Yorkton, 5%, 1931-41.....	193 97	193 97	193 97	Matured.
Dec. 1	Town of Yorkton, 5%, 1931-32.....	361 32	361 32	361 32	Matured.
Dec. 2	Town of Lethbridge, 6%, 1931-37..	335 11	335 11	335 11	Matured.
Dec. 30	Town of Smith's Falls, 5½%, 1931-42.....	154 71	154 71	154 71	Matured.
Dec. 31	Town of Eastview, 5½%, 1931.....	2,000 00	2,000 00	2,000 00	Matured.
Dec. 31	Town of Midland, 6½%, 1931-40..	676 87	676 87	676 87	Matured.
Dec. 31	City of Oshawa, 5%, 1931-52.....	900 00	900 00	900 00	Matured.
Dec. 31	Village of Tompkins, 7½%, 1931-38	333 34	333 34	333 34	Matured.
Oct. 31	State of San Paulo, 7%, 1940.....	2,000 00	1,923 40	1,200 00	Matthews & Co.
Nov. 6	State of San Paulo, 7%, 1940.....	1,000 00	961 70	610 00	Matthews & Co.
Nov. 10	State of San Paulo, 7%, 1940.....	2,000 00	1,923 40	1,255 00	Matthews & Co.
Nov. 14	State of San Paulo, 7%, 1940.....	3,000 00	2,885 10	1,875 00	Matthews & Co.
Nov. 17	State of San Paulo, 7%, 1940.....	2,000 00	1,923 40	1,205 00	Matthews & Co.
Nov. 19	State of San Paulo, 7%, 1940.....	1,000 00	961 70	610 00	Matthews & Co.
Dec. 16	State of San Paulo, 7%, 1940.....	2,000 00	1,923 40	1,000 00	Matthews & Co.
Dec. 18	State of San Paulo, 7%, 1940.....	2,000 00	1,923 40	980 00	Matthews & Co.
	Amortization of book values towards par.....		2,935 04		
	Totals.....	\$420,806 92	\$423,955 05	\$416,295 20	

ONTARIO EQUITABLE LIFE & ACCIDENT INSURANCE COMPANY

Date Sold or Matured	Description of Security	Par Value	Book Value	Sale Price or Consideration Received	Through Whom Sold
1931					
Mar. 16	Prov. of Buenos Aires, 6%, 1961...	\$2,000 00	\$2,000 00	\$2,000 00	Recalled.
Mar. 19	Republic of Chile, 6%, 1960.....	4,000 00	2,980 00	3,420 00	McLeod, Young, Weir & Co.
Mar. 19	Republic of Chile, 6%, 1960.....	5,000 00	4,737 50	4,250 00	McLeod, Young, Weir & Co.
May 5	Can. Nat. Rlys., 4%, Deb. Stock...	38,933 33	34,261 33	34,261 33	McLeod, Young, Weir & Co.
June 4	City of Vancouver, 3½%, 1939....	6,000 00	5,193 88	5,421 00	Royal Financial Corp.
Jan. 15	Town of Yorkton, 7%, 1931-36....	6,584 48	6,998 96	6,584 48	Maturity.
Apr. 1	Town of Preston, 5½%, 1931-55....	105 96	105 89	105 96	Maturity.
Apr. 1	Town of Preston, 5½%, 1931-45....	562 25	593 91	562 25	Maturity.
Apr. 3	Town of Sandwich, 6%, 1931-46....	274 12	304 59	274 12	Maturity.
June 30	Town of Tecumseh, 6%, 1931-45..	909 48	1,012 43	909 48	Maturity.
May 1	Village of Tantallon, 8%, 1931-32..	300 00	317 16	300 00	Maturity.
June 4	Dist. of South Vancouver, 5½%, 1966.....	15,000 00	16,240 50	16,500 00	Royal Financial Corp.
June 4	Dist. of Point Grey, 5%, 1953-62..	5,353 26	5,146 65	5,406 87	Royal Financial Corp.
Apr. 1	Rural Mun. of Whitemouth, 6%, 1931-35.....	534 25	534 25	534 25	Maturity.
May 1	Twp. of Teck, 6%, 1931-33.....	724 81	736 03	724 81	Maturity.
June 1	Twp. of Sombra, 6%, 1931-32.....	703 27	716 77	703 27	Maturity.
July 1	Twp. of Tisdale, 5½%, 1931-36....	3,078 77	3,086 70	3,078 77	Maturity.
Jan. 1	Grangeview Sch. Dist., 8%, 1931-32	200 00	203 62	200 00	Maturity.
Jan. 15	Greenvale Sch. Dist., 8%, 1931....	100 00	100 93	100 00	Maturity.
Feb. 1	Sch. Dist. of Iris, 8%, 1931-37....	100 00	121 32	100 00	Maturity.
Feb. 1	City of Edmonton Sep. Sch., 6%, 1931-40.....	1,000 00	1,000 00	1,000 00	Maturity.

STATEMENT SHOWING THE MOVEMENT OF SECURITIES—Continued

II—BONUS AND DEBENTURES SOLD OR MATURED

ONTARIO EQUITABLE LIFE & ACCIDENT INSURANCE COMPANY—Continued

Date Sold or Matured	Description of Security	Par Value	Book Value	Sale Price or Consideration Received	Through Whom Sold
1931					
Feb. 1	Wartime Sch. Dist., 5¾%, 1931-36.	\$572 00	\$674 17	\$672 00	Maturity.
Feb. 1	St. Etienne Sch. Dist., Man., 6%, 1931-47.	71 22	71 57	71 22	Maturity.
Mar. 1	Belleau Brook Sch. Dist., 8%, 1931.	250 00	258 25	250 00	Maturity.
Mar. 1	Sambor Sch. Dist., Man., 6½%, 1931-41.	79 80	89 44	79 80	Maturity.
Mar. 1	Sch. Dist. of Brightstone, 8%, 1931.	80 00	92 07	80 00	Maturity.
Mar. 1	Arroyo Sch. Dist., 8%, 1931.	100 00	104 63	100 00	Maturity.
Mar. 2	St. Henry's R.C. Sep. Sch., 6½%, 1931-44.	625 00	620 06	625 00	Maturity.
Mar. 15	Tecumseh Sep. Sch., 6%, 1931-39.	786 16	786 61	786 61	Maturity.
Apr. 1	Sanctuary Sch. Dist., 5¾%, 1931-46.	157 11	160 05	157 11	Maturity.
Apr. 1	Sch. Dist. of Cummings, 5½%, 1931-49.	90 78	90 78	90 78	Maturity.
Mar. 30	Norway Valley Sch. Dist., 8%, 1931-36.	120 00	125 72	120 00	Maturity.
June 1	Kindersley Sch. Dist., 6½%, 1931-54.	67 58	74 62	67 58	Maturity.
Mar. 1	Lacardia Rural Telephone Co., 6%, 1931-41.	325 44	343 41	325 44	Maturity.
Feb. 13	Maple Leaf Milling Co., 5½%, 1949	4,000 00	2,853 60	3,270 00	Fraser, Dingman & Co.
Oct. 1	State of San Paulo, 7%, 1940.	1,000 00	961 40	1,000 00	Called.
July 20	Can. Nat. Rlys. (Perpetual Deb. Stock), 4%.	11,193 33	9,850 13	9,738 20	McLeod, Young, Weir & Co
July 4	City of Windsor, 5%, 1934.	25,000 00	24,952 50	25,125 00	McLeod, Young, Weir & Co
July 31	Town of Riverside, 5½%, 1931.	1,638 94	1,684 50	1,638 94	Maturity.
Aug. 1	Town of Kenora, 7%, 1931-35.	372 16	390 71	372 16	Maturity.
Aug. 15	Town of Shaunavon, 6½%, 1931-45.	176 40	188 78	176 40	Maturity.
Oct. 1	Town of Waterloo, 5½%, 1931.	1,626 72	1,626 72	1,626 72	Maturity.
Oct. 1	Town of Shaunavon, 6½%, 1931.	282 35	302 94	282 35	Maturity.
Dec. 1	Town of Waterloo, 5½%, 1931-49.	245 82	245 82	245 82	Maturity.
Aug. 1	Village of St. Emilien, 5½%.	300 00	304 71	300 00	Maturity.
Aug. 12	Village of Embro, 6%, 1931-32.	387 03	394 14	387 03	Maturity.
Aug. 15	Village of New Hamburg, 5%, 1931.	841 08	841 08	841 08	Maturity.
Dec. 1	Village of Cayuga, 5½%, 1931-44.	790 88	834 37	790 88	Maturity.
Sept. 1	Hanna Hospital, 8%, 1931-4.	402 53	439 69	402 53	Maturity.
July 15	Whitecourt Sch. Dist., 8%, 1931-37.	400 00	418 87	400 00	Maturity.
Aug. 18	Boyer Lake Sch. Dist., 8%, 1931-32.	511 08	535 55	511 08	Maturity.
Sept. 1	Lebanon Sch. Dist., 8%, 1931-37.	100 00	104 01	100 00	Maturity.
Sept. 1	Noranda Catholic Schools, 5%, 1931-43.	2,200 00	2,057 51	2,200 00	Maturity.
Sept. 14	Westwood Sch. Dist., 8%, 1931-32.	255 54	244 66	255 54	Maturity.
Oct. 15	Hanna Sch. Dist., 6%, 1931-38.	1,000 00	1,024 70	1,000 00	Maturity.
Nov. 1	Tuxedo Sch. Dist., 6%, 1931-46.	1,000 00	1,021 30	1,000 00	Maturity.
Nov. 1	St. Jean Sch. Dist., 6½%, 1931-36.	100 00	203 15	100 00	Maturity.
July 29	Beauharnois Power Corp., 6%, 1959	15,000 00	10,725 00	11,917 50	McLeod, Young, Weir & Co
Dec. 31	City of Oshawa, 5%, 1931-39.	444 88	444 88	444 88	Maturity.
Dec. 31	Town of Preston, 5½%, 1931-54.	168 89	194 34	168 89	Maturity.
Dec. 31	Town of Preston, 5½%, 1931-33.	919 10	931 66	919 10	Maturity.
Dec. 31	Town of Timmins, 7%, 1931-34.	1,567 88	1,630 54	1,567 88	Maturity.
Dec. 15	Town of Corouation, 6%, 1931-37.	451 81	467 29	451 81	Maturity.
Dec. 15	Village of Kipling, 6%, 1931-38.	383 61	390 30	383 61	Maturity.
Dec. 1	Village of Dafoe, 8%, 1931-32.	320 00	342 05	320 00	Maturity.
Dec. 15	Village of Marcelin, 8%, 1931-32.	300 00	317 17	300 00	Maturity.
Dec. 10	Sundre Sch. Dist., 8%, 1931-36.	166 67	174 58	166 67	Maturity.
Dec. 11	Redvers Sch. Dist., 5½%, 1931-46.	355 31	355 31	355 31	Maturity.
Dec. 13	Edzell Sch. Dist., 6%, 1931-46.	250 00	255 16	250 00	Maturity.
Dec. 1	Wrentham Sch. Dist., 7½%, 1931-48.	325 51	402 63	325 51	Maturity.
Dec. 1	Murray Lake, Sch. Dist., 8%, 1931-32.	255 54	268 26	255 54	Maturity.
Dec. 31	Bromhead Rural Telephone Co., 8%, 1932-36.	318 05	333 19	318 05	Maturity.
	Amortization of book values towards par.			1,186 45	
	Totals	\$169,940 63	\$158,597 00	\$160,957 06	

STATEMENT SHOWING THE MOVEMENT OF SECURITIES—Continued

II—BONDS AND DEBENTURES SOLD OR MATURED

PERTH MUTUAL FIRE INSURANCE COMPANY

Date Sold or Matured	Description of Security	Par Value	Book Value	Sale Price or Consideration Received	Through Whom Sold
1931					
Jan. 27	Town of Renfrew, 5%, 1931-44....	\$153 73	\$153 73	\$153 73	Matured.
Jan. 27	Town of Renfrew, 5%, 1931-49....	102 98	102 98	102 98	Matured.
Apr. 1	Lethbridge Sch. Dist., 6%, 1931-38.	333 32	333 32	333 32	Matured.
Apr. 30	Town of Chesley, 5%, 1931.....	305 71	305 71	305 71	Matured.
June 1	Town of Preston, 6%, 1931-41....	871 70	871 70	871 70	Matured.
June 2	Town of Mimico, 5%, 1931-41....	342 31	342 31	342 31	Matured.
July 15	Twp. of Hibbert, 5%, 1931.....	727 82	727 82	727 82	Matured.
July 15	Village of Blyth, 5%, 1931-36....	264 73	264 73	264 73	Matured.
Aug. 31	Town of Mitchell, 5%, 1931-32....	254 80	254 80	254 80	Matured.
Aug. 31	Town of Mitchell, 5%, 1931-42....	235 48	235 48	235 48	Matured.
	Totals.....	\$3,592 58	\$3,592 58	\$3,592 58	

PILOT INSURANCE COMPANY

Date Sold or Matured	Description of Security	Par Value	Book Value	Sale Price or Consideration Received	Through Whom Sold
1931					
May 7	Dominion of Canada, 5½%, 1934..	\$30,000 00	\$31,020 00	\$31,440 00	Can. Bank of Commerce.
Mar. 21	Town of Kenora, 5½%, 1931.....	5,000 00	4,959 65	4,925 00	King, Boag, Stodgell Co.
Mar. 27	Town of Glace Bay, 5½%, 1944....	5,000 00	5,120 75	4,900 00	King, Boag, Stodgell Co.
Mar. 30	City of Sydney, N.S., 6%, 1951....	5,000 00	5,568 70	5,425 00	Can. Bank of Commerce.
Mar. 27	Canada Steamship Lines, 6%, 1941	5,000 00	5,119 30	3,500 00	King, Boag, Stodgell Co.
Mar. 21	Maple Leaf Milling Co., 5½%, 1949	5,000 00	4,859 15	4,137 50	King, Boag, Stodgell Co.
July 2	Dominion of Canada, 5%, 1943....	25,000 00	26,000 00	26,000 00	Can. Bank of Commerce.
July 2	Province of British Columbia, 5%, 1939.....	25,000 00	25,625 00	25,625 00	Can. Bank of Commerce.
July 2	Province of Manitoba, 4½%, 1960	20,000 00	19,700 00	19,700 00	Can. Bank of Commerce.
July 2	Province of British Columbia, 5%, 1959.....	20,000 00	20,900 00	20,900 00	Can. Bank of Commerce.
July 2	Can. Nat. Railways, 4½%, 1954....	26,000 00	25,627 16	26,000 00	Can. Bank of Commerce.
July 2	Can. Nor. Railway Co., 3½%, 1958	24,333 32	20,343 48	20,135 83	Can. Bank of Commerce.
July 2	Can. Northwestern Railway Co., 4½%, 1942.....	4,866 66	4,563 03	4,611 17	Can. Bank of Commerce.
July 2	Pacific Great Eastern Rly., 4½%, 1942.....	5,353 33	5,167 25	5,192 73	Can. Bank of Commerce.
July 2	Township of East York, 5%, 1953	2,312 02	2,301 88	2,367 95	Can. Bank of Commerce.
July 2	Township of East York, 5½%, 1945	5,000 00	5,227 50	5,275 00	Can. Bank of Commerce.
July 2	Township of East York, 5%, 1954	3,478 66	3,461 91	3,565 63	Can. Bank of Commerce.
July 2	Toronto Harbour Comm., 4½%, 1953.....	10,000 00	9,736 44	9,950 00	Can. Bank of Commerce.
July 2	Town of Timmins, 5½%, 1940....	9,000 00	9,363 78	9,405 00	Can. Bank of Commerce.
July 2	Town of Timmins, 5½%, 1939....	11,000 00	11,405 68	11,495 00	Can. Bank of Commerce.
July 2	Town of Timmins, 5½%, 1938....	4,000 00	4,132 64	4,180 00	Can. Bank of Commerce.
July 2	City of Fort William, 5%, 1955....	5,000 00	5,023 90	5,025 00	Can. Bank of Commerce.
July 2	City of Edmonton, 5%, 1953.....	5,840 00	5,742 66	5,752 40	Can. Bank of Commerce.
Dec. 31	Dominion of Canada, 4%, 1932....	25,000 00	25,070 75	23,312 50	First National Old Colony. (Sale Price in New York Funds)
	Amortization of book values towards par.....		1,034 98		
	Totals.....	\$286,183 99	\$287,075 59	\$282,820 71	

PROVIDENT ASSURANCE COMPANY

Date Sold or Matured	Description of Security	Par Value	Book Value	Sale Price or Consideration Received	Through Whom Sold
1931					
Oct. 15	Dominion of Canada, 5½%, 1933..	\$29,000 00	\$29,290 00	\$29,290 00	Geoffrion & Co.
Oct. 15	Dominion of Canada, 5½%, 1933..	24,000 00	24,233 84	25,032 00	Ernest Savard, Ltd.
	Amortization of book values towards par.....		103 70		
	Totals.....	\$53,000 00	\$53,627 54	\$54,322 00	

STATEMENT SHOWING THE MOVEMENT OF SECURITIES—Continued

II—BONDS AND DEBENTURES SOLD OR MATURED

QUEEN CITY FIRE INSURANCE COMPANY

Date Sold or Matured	Description of Security	Par Value	Book Value	Sale Price or Consideration Received	Through Whom Sold
1931					
June 1	Dominion War Loan, 5½%, 1933..	\$65,000 00	\$65,000 00	\$65,000 00	Conversion.
June 1	Dominion War Loan, 5½%, 1934..	10,000 00	10,000 00	10,000 00	Conversion.
	Totals.....	\$75,000 00	\$75,000 00	\$75,000 00	

STANSTEAD AND SHERBROOKE FIRE INSURANCE COMPANY

Date Sold or Matured	Description of Security	Par Value	Book Value	Sale Price or Consideration Received	Through Whom Sold
1931					
Jan. 3	Chomedy Apartments, Ltd., 6½%, 1941.....	\$10,000 00	\$9,900 00	\$6,000 00	Hanson Bros.
Mar. 23	Tooke Bros., Ltd., 7%, 1942.....	10,000 00	10,400 00	10,400 00	Hanson Bros.
June 8	St. Francois de Sales, 5%, 1931....	181 92	181 92	181 92	Matured.
	Totals.....	\$20,181 92	\$20,481 92	\$16,581 92	

TORONTO GENERAL INSURANCE COMPANY

Date Sold or Matured	Description of Security	Par Value	Book Value	Sale Price or Consideration Received	Through Whom Sold
1931					
Apr. 9	Dominion of Canada, 5½%, 1933..	\$25,000 00	\$26,112 50	\$26,112 50	Can. Gen. Insurance Co.
Jan. 30	Province of Alberta, 4½%, 1967...	25,000 00	23,500 00	23,750 00	McLeod, Young, Weir & Co.
May 22	Province of Saskatchewan, 5%, 1944	10,000 00	9,725 00	10,100 00	Dominion Securities Corp.
Jan. 22	Grand Trunk Pacific Rly. (Dom. Guar.), 4%, 1962.....	19,440 00	16,451 10	17,490 15	Royal Financial Corp.
June 4	Can. National Rly., 4½%, 1956....	15,000 00	14,704 50	15,307 50	A. E. Ames & Co.
June 24	Grand Trunk Perpetual Cons. Stock, 4%.....	24,333 33	21,170 00	21,406 01	Fleming, Denton & Co.
Jan. 1	Town of Cobalt (Guar. Province of Ontario), 5%, 1931.....	525 14	525 14	525 14	Matured.
Jan. 17	City of Windsor, 4%, 1960.....	5,000 00	4,267 00	4,687 50	Dominion Securities Corp.
Mar. 30	City of Belleville, 5%, 1941-45....	26,390 22	26,524 05	26,951 01	R. A. Daly & Co.
June 13	Burrard Inlet Tunnel Co. (Guar. by Dist. of N. Vancouver), 6%, 1973	10,000 00	10,653 00	10,700 00	Royal Financial Corp.
Feb. 26	North West Power Co., Ltd., 5%, 1960.....	25,000 00	24,250 00	23,375 00	Nesbitt, Thompson & Co.
Feb. 25	General Steel Wares, Ltd., 6%, 1952	10,000 00	9,103 00	9,100 00	Dominion Securities Corp.
June 1	Canada Realty Corp., 6%, 1931....	1,000 00	1,035 30	1,000 00	Matured.
Oct. 14	Can. Nat. Railways (Dom. Guar.), 4½%, 1951.....	20,000 00	19,656 00	19,650 00	Dominion Securities Corp.
Oct. 5	National Transcontinental Branch Lines, 4½%, 1955.....	28,000 00	27,282 20	27,650 00	Dominion Securities Corp.
Oct. 9	Canada Permanent Mortgage Co., 5%, 1931.....	10,000 00	10,000 00	10,000 00	Dominion Securities Corp.
Aug. 1	Huron & Erie Mortgage Corp., 5%, 1931.....	1,000 00	1,000 00	1,000 00	Matured.
Oct. 30	McLaren-Quebec Power Co., 5½%, 1961.....	15,000 00	13,954 50	12,000 00	Milner, Ross Sec. Corp.
Dec. 31	Can. Nat. Rly. Co., 4½%, 1951....	5,000 00	4,914 00	4,914 00	Dominion Securities Corp.
Dec. 31	City of Calgary, 4½%, 1932.....	9,733 33	9,677 87	9,733 33	Matured.
Dec. 30	McLaren-Quebec Power Co., 5½%, 1961.....	7,500 00	6,977 25	6,900 00	Milner, Ross Sec. Corp.
Dec. 21	National Trust Co., Ltd., 5%, 1932	15,000 00	15,000 00	15,000 00	Dominion Securities Corp.
Dec. 1	Canadian Realty Corp., 6%, 1931....	1,000 00	1,035 30	1,000 00	Matured.
	Totals.....	\$308,922 02	\$297,517 71	\$298,352 14	

STATEMENT SHOWING THE MOVEMENT OF SECURITIES—Continued

II—BONDS AND DEBENTURES SOLD OR MATURED

WATERLOO MUTUAL FIRE INSURANCE COMPANY

Date Sold or Matured	Description of Security	Par Value	Book Value	Sale Price or Consideration Received	Through Whom Sold
1931					
Feb. 23	Village of Forest Hill, 5%, 1931-37	\$826 27	\$826 27	\$826 27	Maturity.
Mar. 1	City of Kitchener, 4%, 1931-33...	183 26	183 26	183 26	Maturity.
Mar. 1	Village of Fort Erie, 5½%, 1931-44	672 25	672 25	672 25	Maturity.
Apr. 3	Town of Sandwich, 5½%, 1931-46	197 94	197 94	197 94	Maturity.
May 16	Town of Renfrew, 5%, 1931-42....	44 68	44 68	44 68	Maturity.
May 17	Town of Waterloo, 6½%, 1931-51	113 85	113 85	113 85	Maturity.
May 16	Town of Renfrew, 5%, 1931-52....	132 97	132 97	132 97	Maturity.
June 16	City of London, 5½%, 1931.....	9,000 00	9,000 00	9,011 25	Cochrane, Murray & Co.
Jan. 1	Almond Sch. Dist., 6%, 1931-32....	150 00	150 00	150 00	Maturity.
Jan. 1	Neudorf Sch. Dist., 6%, 1931-33....	500 00	500 00	500 00	Maturity.
Jan. 25	Morse Sch. Dist., 6½%, 1931-33....	500 00	500 00	500 00	Maturity.
Jan. 2	Aneroid Sch. Dist., 7%, 1931-36....	314 55	314 55	314 55	Maturity.
Jan. 15	Stettler Sch. Dist., 5½%, 1931-42	333 33	333 33	333 33	Maturity.
Feb. 12	Innisfree Sch. Dist., 7%, 1931-34....	200 00	200 00	200 00	Maturity.
Feb. 16	Penbold Sch. Dist., 7%, 1931-34....	325 00	325 00	325 00	Maturity.
Mar. 1	Craik Sch. Dist., 6½%, 1931-38....	400 00	400 00	400 00	Maturity.
Apr. 1	Brant Sch. Dist., 6%, 1931-34.....	800 00	800 00	800 00	Maturity.
Apr. 1	Shaunavon Sch. Dist., 7½%, 1931-35.....	1,025 68	1,025 68	1,025 68	Maturity.
June 1	Adamson Sch. Dist., 5½%, 1931....	100 00	100 00	100 00	Maturity.
June 20	Blaine Lake Sch. Dist., 6¾%, 1931-34.....	150 00	150 00	150 00	Maturity.
June 21	Lethbridge Sch. Dist., 5%, 1931-35	266 66	266 66	266 66	Maturity.
Nov. 5	British Columbia Power Co., 5½%, 1960.....	25,000 00	24,641 10	25,687 50	Johnston & Ward.
July 17	City of Stratford, 5%, 1939.....	25,000 00	25,000 00	25,337 50	Fry, Mills, Spence & Co.
July 17	City of Toronto, 4½%, 1955.....	10,000 00	10,000 00	9,975 00	Ames & Co.
July 17	Village of Forest Hill, 5%, 1936....	2,386 50	2,386 30	2,421 14	Fry, Mills, Spence & Co.
Aug. 1	Balcarres Sch. Dist., 6%, 1931....	475 00	475 00	475 00	Maturity.
Sept. 16	Hyssop Sch. Dist., 5½%, 1931....	200 09	200 00	200 00	Maturity.
Sept. 4	Herbert Sch. Dist., 5½%, 1931-32	400 00	400 00	400 00	Maturity.
Sept. 1	Melville Sch. Dist., 5½%, 1931-42	400 00	400 00	400 00	Maturity.
Nov. 1	Francis Sch. Dist., 5½%, 1931-38	400 00	400 00	400 00	Maturity.
Nov. 1	Moose Jaw Sch. Dist., 5%, 1931-39	833 33	833 33	833 33	Maturity.
Nov. 1	Fleming Sch. Dist., 5%, 1931-41....	466 66	466 66	466 66	Maturity.
Dec. 1	Herbert Sch. Dist., 5½%, 1931-32	600 00	600 00	600 00	Maturity.
Dec. 1	Elsas Sch. Dist., 7½%, 1931-34....	514 15	514 15	514 15	Maturity.
Oct. 3	Ottawa Valley Power Co., 5½%, 1970.....	25,000 00	23,480 59	23,750 00	Ames & Co.
Dec. 1	Village of Port Dover, 5½%, 1931-53.....	778 99	778 99	778 99	Maturity.
Dec. 13	Town of Waterloo, 4%, 1931-35....	166 10	166 10	166 10	Maturity.
Dec. 31	Town of Preston, 5½%, 1931-43....	253 62	253 62	253 62	Maturity.
Dec. 15	Town of Eastview, 5½%, 1931-44	599 88	599 88	599 88	Maturity.
Dec. 31	Town of Melville, 5½%, 1931-59....	28 31	28 31	28 31	Maturity.
Dec. 31	Town of MacLeod, 4%, 1931-74....	74 28	74 28	74 28	Maturity.
Dec. 31	Township of Waterloo, 5%, 1931-40	384 44	384 44	384 44	Maturity.
Dec. 31	Township of Waterloo, 5%, 1931-44	486 33	486 33	486 33	Maturity.
Dec. 31	Canada Permanent Mtge. Corp., 5%, 1932.....	10,000 00	10,000 00	10,000 00	Maturity.
Dec. 20	Jasper Place Sch. Dist., 5½%, 1931	500 00	500 00	500 00	Maturity.
Dec. 31	Coalgate Sch. Dist., 6%, 1931.....	300 00	300 00	300 00	Maturity.
Dec. 31	Rye Sch. Dist., 6%, 1931.....	100 00	100 00	100 00	Maturity.
Dec. 30	Portreeve Sch. Dist., 8%, 1931-34....	452 95	452 95	452 95	Maturity.
Dec. 1	Sintaluta Sch. Dist., 6%, 1931-37....	380 00	380 00	380 00	Maturity.
Dec. 15	Hanley Sch. Dist., 5%, 1931-39....	533 33	533 33	533 33	Maturity.
Dec. 31	Taber Sch. Dist., 4%, 1931-70....	99 75	99 75	99 75	Maturity.
Dec. 31	Redcliffe Sch. Dist., 3%, 1931-75....	59 43	59 43	59 43	Maturity.
Dec. 31	Almond Sch. Dist., 6%, 1931-32....	150 00	150 00	150 00	Maturity.
Dec. 31	Neudorf Sch. Dist., 6%, 1931-33....	500 00	500 00	500 00	Maturity.
Dec. 31	Aneroid Sch. Dist., 7%, 1931-36....	336 55	336 55	336 55	Maturity.
	Totals.....	\$124,096 04	\$122,217 53	\$123,891 93	

WELLINGTON FIRE INSURANCE CO.

Date Sold or Matured	Description of Security	Par Value	Book Value	Sale Price or Consideration Received	Through Whom Sold
1931					
June 24	Province of Ontario, 4½%, 1936..	\$15,000 00	\$14,647 50	\$15,330 50	Trust & Guarantee Co., Ltd

STATEMENT SHOWING THE MOVEMENT OF SECURITIES—Continued

III—STOCKS PURCHASED

THE EMPIRE LIFE INSURANCE COMPANY

Date Purchased	Description of Security	Par Value	Price Paid	From or Through Whom Purchased
1931				
Jan. 1	Allied Chemical & Dye Corp., Com.....	None	\$903 00	Stock dividends.
April 30	Allied Chemical & Dye Corp., Com.....	None	5,837 50	John Stark & Co.
April 30	Allied Chemical & Dye Corp., Com.....	None	5,837 50	S. R. MacKellar & Co.
May 18	Allied Chemical & Dye Corp., Com.....	None	5,825 00	S. R. MacKellar & Co.
May 22	Allied Chemical & Dye Corp., Com.....	None	22,200 00	John Stark & Co.
May 18	American Can Co., Com.....	\$1,250 00	5,050 00	S. R. MacKellar & Co.
May 19	American Can Co., Com.....	5,000 00	19,400 00	John Stark & Co.
May 21	American Tel. & Tel. Co., Com.....	10,000 00	16,700 00	John Stark & Co.
June 5	American Tobacco Co., "B," Com.....	5,000 00	21,600 00	John Stark & Co.
Feb. 28	The Borden Co., Com.....	75 00	234 00	Stock dividends.
May 20	The Borden Co., Com.....	2,500 00	6,200 00	S. R. MacKellar & Co.
May 27	The Borden Co., Com.....	5,000 00	12,200 00	John Stark & Co.
June 1	The Borden Co., Com.....	2,500 00	5,100 00	John Stark & Co.
Mar. 31	Brazilian Traction Co., Com.....	None	1,107 00	Stock dividends.
May 18	Brazilian Traction Co., Com.....	None	2,520 00	John Stark & Co.
May 19	Brazilian Traction Co., Com.....	None	4,480 00	John Stark & Co.
May 20	F. N. Burt Co., Com.....	5,000 00	7,000 00	John Stark & Co.
June 1	F. N. Burt Co., Com.....	4,500 00	5,400 00	John Stark & Co.
June 1	F. N. Burt Co., Com.....	2,500 00	3,000 00	John Stark & Co.
May 1	Corn Products Refining Co., Com.....	1,250 00	3,150 00	S. R. MacKellar & Co.
May 1	Corn Products Refining Co., Com.....	1,250 00	3,150 00	John Stark & Co.
May 26	Corn Products Refining Co., Com.....	2,500 00	5,900 00	John Stark & Co.
April 30	E. G. Dupont de Nemours & Co., Com.	1,000 00	3,900 00	John Stark & Co.
April 30	E. G. Dupont de Nemours & Co., Com.	1,000 00	3,900 00	S. R. MacKellar & Co.
May 26	E. G. Dupont de Nemours & Co., Com.	6,000 00	22,500 00	John Stark & Co.
May 20	Eastman Kodak Co., Com.....	None	14,100 00	John Stark & Co.
May 22	General Motors Corp., Com.....	1,000 00	3,700 00	John Stark & Co.
June 1	National Dairy Products Co., Com.....	None	7,200 00	John Stark & Co.
June 2	National Dairy Products Co., Com.....	None	2,800 00	S. R. MacKellar & Co.
May 19	New York Central R.R. Co., Com.....	2,000 00	16,700 00	John Stark & Co.
April 30	United States Steel Corp., Com.....	5,000 00	5,850 00	John Stark & Co.
April 30	United States Steel Corp., Com.....	15,000 00	17,550 00	S. R. MacKellar & Co.
May 18	United States Steel Corp., Com.....	20,000 00	19,800 00	John Stark & Co.
April 30	Westinghouse Electric Co., Com.....	5,000 00	5,900 00	John Stark & Co.
April 30	Westinghouse Electric Co., Com.....	5,000 00	5,900 00	S. R. MacKellar & Co.
June 6	Brazilian Traction Co., Com.....	None	492 00	
Totals.....			\$293,086 00	

FEDERAL FIRE INSURANCE COMPANY OF CANADA

Date Purchased	Description of Security	Par Value	Price Paid	From or Through Whom Purchased
1931				
April 30	British American Oil Co., Ltd., Com....	None	\$2,230 00	Mara & McCarthy.

ONTARIO EQUITABLE LIFE AND ACCIDENT INSURANCE COMPANY

Date Purchased	Description of Security	Par Value	Price Paid	From or Through Whom Purchased
1931				
Jan. 2	Great Lakes Power Co., 7% Pref.....	\$12,500 00	\$12,125 00	A. E. Ames & Co.

STATEMENT SHOWING THE MOVEMENT OF SECURITIES—Continued

III—STOCKS PURCHASED

PROVIDENT ASSURANCE COMPANY

Date Purchased	Description of Security	Par Value	Price Paid	From or Through Whom Purchased
1931				
April 13	British Columbia Power Co. "A," Com...	None	\$8,147 50	Bruneau & Rainville.
April 10	British American Oil Co., Ltd., Com...	None	2,707 50	Geoffrion & Co.
April 13	British American Oil Co., Ltd., Com...	None	2,103 75	Geoffrion & Co.
April 27	British American Oil Co., Ltd., Com...	None	1,057 50	Geoffrion & Co.
June 12	Capital Trust Corp., Com.....	\$2,000 00	2,000 00	Capital Trust Corp.
April 10	Dominion Bridge Co., Com.....	None	4,630 00	Geoffrion & Co.
April 13	Imperial Oil Co., Ltd., Com.....	None	6,081 87	Bruneau & Rainville.
April 27	Imperial Oil Co., Ltd., Com.....	None	1,223 12	Bruneau & Rainville.
April 27	Imperial Tobacco Co., Com.....	1,000 00	2,086 87	Geoffrion & Co.
April 29	Imperial Tobacco Co., Com.....	1,500 00	3,135 00	Geoffrion & Co.
April 27	Montreal Light, Heat & Power Co., Com.	None	12,990 30	Bruneau & Rainville.
April 27	Montreal Light, Heat & Power Co., Com.	None	21,775 00	Geoffrion & Co.
April 16	Montreal Light, Heat & Power Co., Com.	None	168 00	Montreal Light, Heat & Power Co.
Feb. 28	Montreal Light, Heat & Power Co., Com.	None	12 50	Montreal Light, Heat & Power Co.
April 25	Montreal Light, Heat & Power Co., Com.	None	12 50	Montreal Light, Heat & Power Co.
April 27	National Breweries, Ltd., Com.....	None	15,150 00	Bruneau & Rainville.
April 13	Steel Company of Canada, Ltd., Com...	None	7,860 00	Bruneau & Rainville.
	Montreal Light, Heat & Power Co., Com.	None	140 00	Montreal Light Heat & Power Co.
June 1930	Montreal Light, Heat & Power Co., Com.	None	224 00	Montreal Light, Heat & Power Co.
	Totals.....		\$91,505 41	

STANSTEAD AND SHERBROOKE FIRE INSURANCE COMPANY

Date Purchased	Description of Security	Par Value	Price Paid	From or Through Whom Purchased
1931				
Jan. 3	Chomedy Apartments Ltd., Com.....			Reorganization Stock.

TORONTO GENERAL INSURANCE COMPANY

Date Purchased	Description of Security	Par Value	Price Paid	From or Through Whom Purchased
1931				
May 19	Bell Telephone Co., Ltd., Com.....	\$5,000 00	\$7,017 10	Cameron, Pointon & Merritt.
June 9	Canadian Pacific Railway Co., Com....	10,000 00	10,569 99	Cameron, Pointon & Merritt.
	Totals.....	\$15,000 00	\$17,587 09	

WELLINGTON FIRE INSURANCE COMPANY

Date Purchased	Description of Security	Par Value	Price Paid	From or Through Whom Purchased
1931				
Apr. 30	British American Oil Co., Ltd., Com....	None	\$2,230 00	H. G. Stanton Co., Ltd.

STATEMENT SHOWING THE MOVEMENT OF SECURITIES—Continued

IV—STOCKS SOLD

THE EMPIRE LIFE INSURANCE COMPANY

Date Sold	Description of Security	Par Value	Book Value	Sale Price or Consideration Paid	To Whom Sold
1931					
May 1	Allied Chemical & Dye Corp., Com.	None	\$7,081 50	\$6,400 00	S. R. Mackellar & Co.
May 12	Corn Products Refining Co., Com...	\$1,250 00	3,453 00	3,450 00	John Stark & Co.
May 9	E. G. Dupont de Nemours & Co., Com.....	1,000 00	4,070 50	4,393 75	John Stark & Co.
June 5	Westinghouse Electric Co., Com....	5,000 00	8,467 00	6,700 00	John Stark & Co.
June 5	Westinghouse Electric Co., Com....	5,000 00	8,467 00	6,700 00	S. R. Mackellar & Co.
	Totals.....		\$31,539 00	\$27,643 75	

MUTUAL RELIEF LIFE INSURANCE COMPANY

Date Sold	Description of Security	Par Value	Book Value	Sale Price or Consideration Paid	To Whom Sold
1931					
July 3	Robert Simpson Co., 6% Pref.....	\$7,500 00	\$7,837 50	\$8,025 00	Jas. Richardson & Sons.
July 20	Robert Simpson Co., 6% Pref.....	1,000 00	1,045 00	1,070 00	Jas. Richardson & Sons.
Aug. 27	Robert Simpson Co., 6% Pref.....	1,500 00	1,567 50	1,605 00	Jas. Richardson & Sons.
	Totals.....	\$10,000 00	\$10,450 00	\$10,700 00	

ONTARIO EQUITABLE LIFE AND ACCIDENT INSURANCE COMPANY

Date Sold	Description of Security	Par Value	Book Value	Sale Price or Consideration Paid	To Whom Sold
1931					
Jan. 5	Canadian Pacific Railway Co., Com.....	\$2,500 00	\$7,100 00	\$8,000 00	A. E. Ames & Co.
Jan. 9	International Petroleum Co., Ltd., Com.....	None	2,706 25	3,075 00	Fraser, Dingman & Co.
Jan. 9	Consolidated Gas Co. of N.Y., Com.....	None	17,050 00	17,500 00	Fraser, Dingman & Co.
Mar. 26	General Motors Corp., Com.....	1,000 00	4,525 00	4,625 00	Fraser, Dingman & Co.
	Totals.....		31,381 25	33,200 00	

PILOT INSURANCE COMPANY

Date Sold	Description of Security	Par Value	Book Value	Sale Price or Consideration Paid	To Whom Sold
1931					
Jan. 10	Canadian Bank of Commerce, Com.	\$10,000 00	\$22,300 00	\$22,862 00	Can. Bank of Commerce.

TORONTO GENERAL INSURANCE COMPANY

Date Sold	Description of Security	Par Value	Book Value	Sale Price or Consideration Paid	To Whom Sold
1931					
Feb. 28	Canadian Pacific Rly. Co., Com...	\$10,000 00	\$17,201 84	\$17,489 25	Cameron, Pointon, Merritt.
May 13	Canadian Pacific Rly. Co., Com...	10,000 00	24,582 77	11,069 00	Cameron, Pointon, Merritt.
June 22	Canadian Pacific Rly. Co., Com...	1,250 00	1,321 25	1,358 61	Cameron, Pointon, Merritt.
July 10	Canadian Pacific Rly. Co., Com...	8,750 00	9,248 74	9,510 33	Cameron, Pointon, Merritt.
Oct. 9	Canadian Pacific Rly. Co., Com...	26,000 00	59,712 98	18,531 27	Cameron, Pointon, Merritt.
	Totals.....	\$56,000 00	\$112,067 58	\$57,958 46	



IV

STATISTICAL TABLES

TABLE I.—Fire losses in Ontario, 1921-1931, reported by insurers other than insurers licensed under The Insurance Act (Dominion).

Year	Class of Company	Total amount paid for losses caused by fire and lightning in the Province during the year reported to the Department of Insurance for Ontario by Provincial Corporations.		Amount paid for such losses reported to have been caused by incendiariism or supposed incendiariism.		Amount paid for such losses on buildings and contents reported to have been caused by lightning.		Amount paid for such losses on live stock reported to have been caused by lightning.	
		\$	c.	\$	c.	\$	c.	\$	c.
1921	72 Purely Mutual Companies.....	929,811	08	4,425	00	189,290	45	85,389	88
	6 Cash-Mutual Companies.....	692,139	18	6,637	60	53,237	21	9,696	87
	3 Stock Companies.....	658,429	42	5,918	40	23,684	77
	81 Companies.....	2,280,379	68	16,981	00	266,212	43	95,066	75
1922	73 Purely Mutual Companies.....	1,046,377	97	3,148	33	220,368	14	64,373	81
	6 Cash-Mutual Companies.....	634,294	16	35,082	71	5,069	06	5,368	91
	3 Stock Companies.....	938,692	58	28,939	95	3,492	30
	82 Companies.....	2,619,364	71	67,170	99	228,939	50	69,742	72
1923	71 Purely Mutual Companies.....	1,186,326	02	7,085	00	175,288	85	56,043	02
	5 Cash-Mutual Companies.....	728,022	32	940	00	45,824	85	2,261	89
	6 Stock Companies.....	808,681	35	†	†	†	†	†	†
	82 Companies.....	2,723,029	69	8,025	00	221,333	67	58,304	91
1924	71 Mutual Insurance Corporations.....	1,114,608	27	14,298	99	128,682	27	50,051	66
	5 Cash-Mutual Insurance Corporations.....	833,804	88	†	†	†	†	†	†
	6 Joint Stock Insurance Companies.....	672,726	36	†	†	†	†	†	†
	82 Insurers.....	2,621,139	51	14,298	99	128,682	27	50,051	66
1925	71 Mutual Insurance Corporations.....	1,128,751	61	22,573	19	172,990	78	78,440	97
	5 Cash-Mutual Insurance Corporations.....	741,494	81	†	†	†	†	†	†
	6 Joint Stock Insurance Companies.....	567,468	95	†	†	†	†	†	†
	82 Companies.....	2,437,715	37	22,573	37	172,990	78	78,440	97
1926	71 Mutual Insurance Corporations.....	886,477	93	8,870	70	97,917	85	55,669	61
	5 Cash-Mutual Corporations.....	824,325	21	†	†	†	†	†	†
	6 Joint Stock Insurance Companies.....	405,779	35	†	†	†	†	†	†
	82 Companies.....	2,116,582	49	8,870	70	97,917	85	55,669	61
1927	71 Mutual Insurance Corporations.....	1,316,952	16	2,965	00	108,344	65	55,865	11
	5 Cash-Mutual Insurance Corporations.....	626,184	77	†	†	†	†	†	†
	7 Joint Stock Insurance Companies.....	287,562	77	†	†	†	†	†	†
	83.....	2,230,699	70	2,955	00	108,344	65	55,865	11
1928	71 Mutual Insurance Corporations.....	1,294,390	13	7,254	66	105,686	33	74,281	42
	4 Cash-Mutual Insurance Corporations.....	662,630	40	†	†	†	†	†	†
	9 Joint Stock Insurance Companies.....	424,406	14	†	†	†	†	†	†
	84.....	2,381,426	67	7,254	66	105,686	33	74,281	42
1929	71 Mutual Insurance Corporations.....	1,818,719	50	5,249	00	169,578	49	87,584	75
	4 Cash-Mutual Insurance Corporations.....	846,826	20	†	†	†	†	†	†
	9 Joint Stock Insurance Companies.....	582,444	07	†	†	†	†	†	†
	84.....	3,247,989	77	5,249	00	169,578	49	87,584	75
1930	71 Mutual Insurance Corporations.....	2,019,384	05	3,078	33	136,386	96	67,915	05
	4 Cash-Mutual Insurance Corporations.....	844,384	98	†	†	†	†	†	†
	9 Joint Stock Insurance Companies.....	703,140	71	†	†	†	†	†	†
	84.....	3,566,909	74	3,078	33	136,386	96	67,915	05
1931	69 Mutual Insurance Corporations.....	2,464,227	15	*	*	*	*	*	*
	4 Cash-Mutual Insurance Corporations.....	1,053,773	88	†	†	†	†	†	†
	9 Joint Stock Insurance Companies.....	746,387	54	†	†	†	†	†	†
	82.....	4,264,388	57	*	*	*	*	*	

*Losses caused by incendiariism and lightning not summarized in 1931.
†Details of losses not reported.

TABLE II.—Total assets, liabilities, amount at risk, etc., for years 1901 to 1931, inclusive of mutual fire insurance corporations not licensed under The Insurance Act (Dominion).

Year	Number of Companies	Total assets		Total liabilities		Total net amount of risk		Total cost of management		Total amount of losses paid	
		\$	c.	\$	c.	\$	c.	\$	c.	\$	c.
1901.....	75	4,909,905	31	43,170	84	142,878,557	00	69,547	83	191,782	70
1902.....	74	5,263,370	54	33,379	76	150,981,746	00	71,022	23	202,472	02
1903.....	73	5,592,038	34	33,187	04	160,385,333	00	74,380	42	255,227	06
1904.....	72	5,907,474	01	30,841	27	169,847,278	00	78,315	96	279,325	92
1905.....	70	6,246,102	55	17,654	85	179,925,052	00	79,574	83	270,772	86
1906.....	69	6,546,964	45	15,885	45	190,139,952	00	85,601	85	359,980	45
1907.....	69	6,959,999	47	21,507	51	201,055,392	00	86,070	51	303,924	51
1908.....	69	7,243,527	16	38,331	27	210,097,305	00	91,123	04	374,593	39
1909.....	68	7,678,295	81	26,043	62	220,054,980	00	95,764	15	297,459	88
1910.....	69	8,025,136	85	17,767	24	231,991,755	00	101,345	51	409,451	68
1911.....	69	8,383,438	60	23,620	86	244,064,150	00	107,179	31	469,671	16
1912.....	69	8,714,406	51	20,344	37	255,573,924	64	112,707	67	408,326	46
1913.....	69	9,017,764	20	27,219	55	266,766,720	77	121,415	61	515,045	72
1914.....	70	9,418,246	92	37,274	82	276,865,089	54	115,922	54	436,125	51
1915.....	70	9,785,486	06	31,426	88	288,861,052	43	124,383	07	446,553	65
1916.....	70	10,211,106	27	48,152	38	302,138,372	22	132,656	25	537,331	66
1917.....	70	10,655,654	64	42,501	96	318,485,423	61	142,989	74	577,677	91
1918.....	71	11,386,416	54	58,519	04	341,798,832	10	149,382	66	630,814	15
1919.....	71	12,506,102	02	21,689	31	369,951,356	10	164,467	12	599,783	83
1920.....	72	13,929,026	78	22,832	97	409,858,341	60	183,164	87	620,839	35
1921.....	72	14,642,726	64	50,760	36	435,225,899	50	191,863	84	939,811	08
1922.....	73	15,132,367	14	78,712	65	456,407,519	54	203,004	05	1,046,377	97
1923.....	71	14,651,497	08	130,239	30	477,873,681	28	225,243	71	1,186,326	02
1924.....	71	16,238,918	12	475,990	96	499,206,379	76	230,975	70	1,114,608	72
1925.....	71	16,282,805	56	512,727	95	523,055,132	00	261,446	68	1,128,751	61
1926.....	71	16,777,848	76	582,475	22	547,940,886	65	272,996	55	886,477	93
1927.....	71	17,095,769	68	641,441	70	574,876,643	36	280,380	07	1,316,921	16
1928.....	71	17,701,076	98	659,532	18	599,257,271	05	313,042	99	1,294,390	13
1929.....	71	17,947,749	99	762,951	78	618,768,649	15	315,609	87	1,818,719	50
1930.....	71	18,188,525	81	890,213	39	640,749,385	14	324,365	08	2,019,384	05
1931.....	69	17,641,592	27	*1,728,213	26	633,569,360	41	341,092	14	†2,694,525	62

*Commencing 1931 includes Reserve of Unearned Premiums calculated on standard basis. (See Ontario Statutes 1931, c. 49, s. 6.)

† Total amount of losses incurred, including 1930 outstanding, \$63,025.39.

Total amount paid for losses by mutual insurance corporations not licensed under The Insurance Act (Dominion) for the 31 years (1901-1931), both inclusive, \$23,393,155.19.

TABLE III.—Summary of averages per company and average cost of insurance per annum for years 1901 to 1931 inclusive of mutual fire insurance corporations not licensed under The Insurance Act (Dominion).

Year	Num-ber of com-pany policies	Average assets (including unassessed premium residue)	Average liabilities	Average surplus	Average net amount at risk	Percentage of average surplus to average amount at risk	Average cost of manage-ment	Percentage of average cost of manage-ment to average amount at risk	Average amount paid for losses	Percentage of average amount paid for losses to average amount at risk	Average cost per \$100 of insurance
1901	75	\$ 65,465 40	\$ 375 61	\$ 64,889 79	\$ 1,905 047 00	3.406	\$ 927 50	.0486	\$ 2,588 30	.134	cents 18 76
1902	71	71,126 62	451 07	70,675 55	2,040 245 00	3.463	950 75	.0470	2,736 10	.139	18 10
1903	74	76,603 26	451 61	76,148 65	2,040 245 00	3.465	1,018 90	.0463	3,496 26	.159	20 53
1904	72	82,048 25	428 35	81,619 90	2,458,989 00	3.451	1,087 72	.0463	3,879 52	.164	21 01
1905	70	89,280 03	252 21	88,977 82	2,755,357 00	3.434	1,133 78	.0442	3,868 18	.150	19 43
1906	69	94,885 54	230 72	94,654 82	2,755,357 00	3.451	1,240 60	.0452	5,217 10	.189	23 46
1907	69	109,869 55	545 52	109,323 13	2,934,846 00	3.429	1,247 39	.0428	4,404 70	.151	19 38
1908	69	104,978 65	582 77	104,395 88	3,043,888 00	3.477	1,370 62	.0433	5,428 88	.178	22 13
1909	68	112,916 51	582 77	112,333 13	3,336,102 00	3.451	1,408 26	.0435	4,374 41	.176	17 85
1910	69	116,309 39	299 43	116,009 98	3,562,331 00	3.412	1,470 46	.0433	5,931 90	.191	21 97
1911	69	121,369 76	294 84	121,074 98	3,551,368 11	3.412	1,540 46	.0433	6,806 82	.159	23 43
1912	69	126,295 74	304 48	130,279 83	3,703,969 92	3.401	1,633 44	.0440	5,917 77	.159	20 38
1913	69	130,642 38	532 49	130,109 83	3,866,184 36	3.369	1,759 64	.0455	7,464 43	.193	23 85
1914	70	134,796 38	438 95	134,357 43	3,955,215 56	3.388	1,656 63	.0418	6,230 34	.157	19 88
1915	70	135,972 94	687 89	135,285 05	4,126,586 46	3.376	1,776 90	.0430	6,379 33	.154	19 70
1916	70	145,272 64	697 17	144,575 47	4,316,262 46	3.363	1,895 09	.0439	7,676 16	.177	22 00
1917	70	152,372 65	824 21	151,548 45	4,549,791 77	3.316	2,042 77	.0448	8,884 70	.184	22 71
1918	71	160,375 05	305 48	159,979 57	4,814,198 45	3.375	2,103 77	.0431	8,884 70	.184	22 71
1919	71	170,142 28	305 48	170,142 28	5,210,582 48	3.392	2,343 93	.0444	8,477 66	.162	20 64
1920	72	179,458 70	317 12	179,141 58	5,210,582 48	3.352	2,536 43	.0466	8,622 76	.151	19 56
1921	72	203,371 20	705 00	202,666 19	6,044,804 14	3.298	2,664 77	.0440	12,914 04	.213	25 70
1922	73	207,292 70	1,078 25	206,214 45	6,730,615 23	3.357	2,780 87	.0444	14,333 94	.229	27 34
1923	71	208,359 11	1,834 35	206,524 76	6,730,615 23	3.338	3,172 43	.0471	16,708 81	.248	29 58
1924	71	228,717 15	6,704 09	222,016 06	7,031,975 75	3.157	3,258 18	.0462	15,698 71	.223	26 94
1925	71	229,335 29	7,231 52	222,103 75	7,366,973 69	3.015	3,682 34	.0499	15,897 91	.215	26 57
1926	71	236,607 33	8,203 87	228,403 85	7,717,477 27	2.955	3,385 02	.0498	12,485 60	.1617	21 16
1927	71	240,785 48	9,034 38	231,751 10	8,096,854 17	2.8622	3,949 05	.0487	18,548 18	.2290	27 78
1928	71	249,310 94	9,289 18	240,021 75	8,440,243 25	2.8437	4,409 05	.0522	18,230 80	.2159	26 82
1929	71	252,785 21	10,735 79	242,049 41	8,715,051 39	2.7772	4,435 21	.0510	25,612 77	.2938	34 48
1930	71	256,694 91	12,538 21	244,156 70	9,024,639 22	2.6987	4,568 62	.0506	28,442 02	.3152	36 57
1931	69	255,674 77	*25,016 57	230,658 20	9,182,164 61	2.5117	4,943 36	.0538	†39,051 10	.4253	47 91

*Commencing 1931 includes Reserve of Unearned Premiums calculated on standard basis. (See Ontario Statutes 1931, c. 49, s. 6.)
 †Average incurred for year. (Includes average 1930 outstanding, \$887,468.)

TABLE IV.—COMPARATIVE SUMMARY OF AMOUNTS AT RISK, PREMIUM NOTES, ETC., FOR YEAR ENDED DECEMBER 31st, 1931, RESPECTING BUSINESS TRANSACTED BY INSURERS ON THE PREMIUM NOTE PLAN

Name of Insurer	Gross amount at risk on mutual plan		Premium notes net unassessed		Surplus of general assets over liabilities		New business taken during 1931		Premium notes taken during 1931	
	\$	C.	\$	C.	\$	C.	\$	C.	\$	C.
1 Algoma.....	3,362,060	00	59,693	53	70,247	16	1,139,615	00	40,964	27
2 Amherst Island.....	360,850	00	11,538	70	18,302	44	96,775	00	3,871	00
3 Avr Farmers.....	9,689,215	00	234,953	42	235,796	04	4,732,275	00	133,140	00
4 Bay of Quinte.....	6,676,348	00	152,896	38	148,059	72	1,938,835	00	58,207	75
5 Bertie and Willoughby.....	5,565,900	00	176,537	98	183,332	87	2,210,147	50	83,045	50
6 Blanshard.....	3,896,380	00	105,246	20	93,937	43	1,346,020	00	44,027	95
7 Blenheim.....	4,351,068	50	93,272	63	110,200	83	2,053,468	50	52,050	18
8 Brant County.....	7,782,253	00	171,979	51	132,963	26	3,595,087	00	106,522	72
9 Canadian Millers.....	1,488,200	00	108,193	68	427,493	99	537,200	00	65,032	00
10 Caradoc Farmers.....	4,775,880	00	119,514	22	137,409	67	1,658,375	00	49,751	25
11 Clinton Township.....	5,155,495	00	125,996	36	120,536	62	1,834,845	00	53,973	85
12 Culross.....	2,893,152	00	52,618	88	61,745	10	1,027,510	00	29,500	00
13 Dereham and West Oxford.....	6,182,700	84	138,839	79	102,231	24	2,126,881	85	61,434	20
14 Dorchester, West and South.....	11,360,107	00	264,771	25	193,967	36	3,383,949	00	101,642	21
15 Downie.....	4,318,732	50	111,478	87	86,301	17	1,308,917	50	39,267	52
16 Dufferin Farmers.....	10,372,740	00	235,165	75	204,796	38	3,638,490	00	103,351	50
17 Dumfries North and Waterloo South.....	14,038,145	00	270,798	81	224,639	08	6,069,187	00	163,394	15
18 Dunwich Farmers.....	5,709,150	00	139,706	81	169,223	63	2,567,150	00	77,014	50
19 Easthope South.....	9,795,490	00	371,889	71	424,699	45	5,012,250	00	201,898	00
20 Economical.....	6,614,735	00	212,901	23	1,700,251	74	2,610,688	00	140,463	01
21 Ekfrid.....	4,504,010	00	97,743	63	89,889	41	1,587,355	00	47,620	65
22 Elma Farmers.....	8,434,400	00	283,531	18	273,859	77	3,790,800	00	189,555	00
23 Eramosa.....	3,294,910	00	140,767	93	115,829	09	996,110	00	47,281	50
24 Erie Farmers.....	4,724,525	00	115,846	50	117,061	22	2,358,675	00	71,279	25
25 Farmers Central.....	57,451,507	00	1,372,274	41	1,134,692	87	20,567,895	00	647,105	00
26 Farmers' Union.....	29,072,385	00	454,046	48	472,135	72	8,634,471	00	259,474	00
27 Formosa.....	14,594,143	00	352,356	13	320,539	96	5,013,014	00	153,532	00
28 Germania.....	11,192,493	50	265,485	99	211,661	92	1,831,335	50	115,298	89
29 Glangarry.....	11,056,000	00	231,212	67	172,627	18	3,514,650	00	105,439	50
30 Gore District.....	4,625,813	30	175,137	00	1,664,222	87	1,611,993	31	107,390	00
31 Grand River.....	4,699,580	00	108,035	71	96,276	20	1,464,725	00	44,059	31
32 Grenville Patrons.....	14,817,579	00	280,064	12	292,990	52	4,950,975	00	148,529	25
33 Grey and Bruce.....	8,773,766	00	213,866	70	168,183	63	2,998,366	00	88,324	00
34 Guelph Township.....	1,130,325	00	55,536	68	56,004	00	392,575	00	21,742	50
35 Halton Union.....	13,534,080	00	371,646	45	352,292	72	4,547,520	00	154,823	25
36 Hamilton Township.....	6,603,244	00	168,093	68	174,758	56	2,070,702	00	70,903	28

37 Hay Township.....	7,842,120 00	202,073 35	233,975 64	3,552,900 00	106,593 00	37
38 Hopewell Creek.....	1,092,915 00	24,933 09	34,931 62	471,075 00	13,846 50	38
39 Howard Farmers'.....	10,357,238 00	229,267 14	233,345 55	3,021,525 00	90,645 75	39
40 Howick Farmers'.....	21,439,858 50	508,618 79	428,373 83	9,416,025 50	278,699 00	40
41 Huron Weather.....	5,802,225 00	207,759 45	205,368 65	1,863,050 00	75,797 00	41
42 Kent and Essex.....	26,293,083 00	669,360 43	658,899 78	9,109,426 00	312,994 42	42
43 Lambton Farmers'.....	17,476,792 00	378,378 77	337,180 76	5,592,172 00	167,624 31	43
44 Lanark.....	20,555,708 00	420,126 24	402,090 13	6,728,997 00	201,916 84	44
45 Lennox and Addington.....	4,447,075 00	98,838 46	102,995 29	1,505,447 00	45,163 41	45
46 Lobo.....	3,625,528 00	87,081 50	103,792 18	1,111,896 00	33,373 38	46
47 London Township.....	5,265,620 00	127,319 28	105,519 10	1,827,785 00	54,854 55	47
48 McGillivray.....	1,563,286 00	37,099 93	49,913 32	532,645 00	3,357 24	48
49 McKillop.....	8,071,457 00	185,331 17	194,312 71	3,532,520 00	102,606 30	49
50 Maple Leaf.....	19,669,112 00	426,336 00	351,621 72	6,828,975 00	207,795 51	50
51 Nissouri.....	11,451,783 00	238,830 66	192,315 50	3,856,627 00	113,465 02	51
52 Norfolk Farmers'.....	4,278,622 00	119,506 92	101,928 08	1,808,770 00	62,952 37	52
53 North Kent.....	5,906,560 00	146,750 88	133,064 51	2,048,214 00	61,319 13	53
54 Oneida Farmers'.....	1,914,058 00	45,566 55	35,320 34	758,730 00	22,761 90	54
55 Ontario Farmers' Weather.....	7,025,710 00	179,505 90	200,086 97	1,830,100 00	54,697 75	55
56 Ontario Threshermen's.....	539,325 00	40,508 85	37,557 63	549,825 00	54,982 50	56
57 Otter.....	9,830,483 00	231,938 59	240,507 94	4,473,392 00	131,279 02	57
58 Oxford.....	3,171,181 50	50,439 75	40,342 55	1,058,343 50	27,630 45	58
59 Peel County.....	27,134,615 00	774,838 25	697,826 15	9,246,035 00	332,454 50	59
60 Peel and Maryboro.....	12,913,891 00	297,320 65	293,203 51	6,435,105 00	181,517 30	60
61 Perth.....	5,969,755 00	121,420 93	1,210,989 55	1,892,591 00	68,492 65	61
62 Prescott Farmers'.....	12,630,354 00	247,512 95	126,706 25	4,046,250 00	121,387 50	62
63 Puelich.....	1,954,639 00	65,301 45	69,490 32	531,404 00	35,388 25	63
64 Saultwell and Binbrook.....	6,798,765 00	146,137 34	130,525 02	2,168,350 00	64,423 50	64
65 Southford Farmers'.....	3,847,137 00	95,472 76	84,863 90	1,783,807 00	53,514 21	65
66 Sydenham.....	34,850,757 43	753,455 46	670,332 72	9,296,576 00	289,818 85	66
67 Townsend Farmers'.....	3,665,984 00	91,987 53	99,286 59	1,222,404 00	39,340 52	67
68 Usborne and Hibbert.....	10,876,840 00	282,541 75	338,984 70	5,551,695 00	163,867 40	68
69 Walpole Farmers'.....	3,324,990 00	145,392 45	151,765 83	1,691,500 00	84,066 65	69
70 Waterloo Mutual.....	6,689,765 00	191,158 66	1,479,712 83	2,400,205 00	115,140 75	70
71 Waterloo North.....	41,897,735 00	989,463 87	1,010,338 15	20,777,978 00	573,190 60	71
72 Wawanosh West.....	16,817,566 00	614,815 94	625,792 81	8,607,577 00	344,303 08	72
73 Western Farmers' Weather.....	19,593,724 00	308,870 94	484,328 69	4,537,025 00	91,873 50	73
74 Westminster Township.....	5,055,342 00	127,609 62	134,255 92	1,963,366 00	56,569 98	74
75 Williams East.....	3,690,974 00	90,285 51	86,093 69	1,419,925 00	42,597 75	75
76 Yarmouth.....	3,889,200 00	86,130 50	76,099 45	1,179,405 00	35,189 15	76
Totals.....	742,119,146 07	17,928,927 23	22,800,730 70	273,448,464 16	8,798,396 21	

TABLE V.—LIFE INSURANCE—PREMIUM INCOME ON ONTARIO BUSINESS—1931

Company	NET CONTRACT PREMIUM INCOME			Net consideration for annuities	Totals	
	Ordinary	Industrial	Group			
JOINT STOCK						
	\$	c.	\$	c.	\$	c.
Aetna.....	511,008	04			622,500	88
Canada.....	5,162,544	60			5,984,584	76
Capital.....	128,351	06			128,351	06
Commercial Union.....	732	63			732	63
Confederation.....	2,407,624	98		83,493 80	2,765,777	01
Continental.....	515,572	16		756 35	516,328	51
Crown.....	1,231,136	47		2,265 65	1,236,930	14
Dominion.....	2,029,039	71		8,505 84	2,039,070	69
Dominion of Canada General.....	106,740	01		2,016 95	108,780	36
Eaton, T.....	473,219	38			473,219	38
Empire.....	407,256	03			407,256	03
Excelsior.....	1,173,784	42	232 50		1,178,694	47
Great West.....	4,381,092	35		9,486 13	4,390,578	48
Imperial.....	3,494,205	79		19,145 96	3,513,351	75
Liverpool & London & Globe.....	1,207	81		52 90	1,260	71
London.....	4,589,172	77	3,806,402 89	258,967 36	8,761,516	29
London and Scottish.....	187,142	38			187,142	38
Manufacturers.....	3,485,549	92		41,717 07	3,534,714	99
Monarch.....	283,937	21		4,349 40	288,286	61
Montreal.....	244,230	91			244,230	91
Mutual Life & Citizens.....	149,970	00	178,513 82		328,483	82
National of Canada.....	449,014	16		1,992 72	451,120	40
North British & Mercantile.....	5,551	05			5,551	05
Northern.....	540,972	78		25,701 38	569,258	01
Occidental.....	35,099	58			35,099	58
Ontario Equitable.....	839,516	02			839,516	02
Phoenix Assurance.....	42,316	51			42,316	51
Prudential Assurance.....	37,825	73		1,933 71	39,759	44
Royal.....	185,317	29			185,317	29
Sauvegarde.....	103,241	93			103,241	93
Sovereign.....	139,026	35			139,026	35
Sun.....	9,369,992	27		724,697 10	784,461 22	10,879,150 59
Travellers of Hartford.....	868,335	14		144,119 30	1,012,454 44	
Union Labor.....	1,534	85			1,534	85
United States.....	17,546	64			17,546	64
Western.....	6,667	23			6,667	23
MUTUAL						
Metropolitan.....	6,203,107	67	7,757,641 34	333,943 72	218,845 38	14,513,538 11
Mutual of New York.....	679,028	67			305 10	679,333 77
Mutual Relief.....	301,974	91				301,974 91
New York Life.....	1,958,962	66			14,813 16	1,973,775 82
Prudential.....	3,299,118	20	6,168,379 15	47,384 47	410 00	9,515,291 82
Royal Guardians.....	66,643	72	19,248 82			85,892 54
Standard.....	254,702	34				254,702 34
State.....	18,243	77				18,243 77
Union Mutual.....	14,950	70				14,950 70
OTHER						
Mutual of Canada.....	8,583,526	21		37,860 41	108,849 38	8,730,236 00
North American.....	1,880,057	91	19 20	15,051 29	52,655 42	1,947,783 82
Totals.....	66,865,792	92	17,930,437 72	2,261,038 57	2,017,806 58	89,075,075 79

TABLE VI.—LIFE INSURANCE—DISBURSEMENTS TO POLICYHOLDERS IN ONTARIO—1931

Companies	Death Claims						Matured Endowments	Surrender Values	Dividends	Other Payments	Totals		
	Ordinary		Industrial		Group							Totals	
	\$	c.	\$	c.	\$	c.						\$	c.
JOINT STOCK													
Aetna	408,225 00						16,417 00	155,600 92	31,976 61	6,000 00	1,219,409 53		
Canada	1,813,571 42						388,887 00	1,172,814 35	1,404,912 93	119,359 54	5,249,580 24		
Capital	40,906 00						9,858 00	64,558 22	11,506 45	3,311 88	129,998 15		
Confederation	408,251 09			58,905 94			170,981 30	616,531 77	309,786 10	73,030 54	1,756,676 74		
Continental	98,212 92			1,000 00			80,172 07	138,721 68	40,000 03	8,553 10	365,963 80		
Crown	433,806 49			1,000 00			71,825 00	235,084 61	116,780 62	8,252 72	868,008 99		
Dominion	409,048 59			9,900 00			137,637 00	676,791 11	478,954 12	15,730 03	1,678,060 85		
Dominion of Canada General	17,943 74						17,943 74	67,739 83			31,283 57		
Eaton, T.	32,711 00						9,435 00	67,733 09	7,736 28	19,678 37	146,678 37		
Empire	29,546 28						10,000 00	44,361 88	2,232 05	1,551 34	79,691 09		
Excelsior	219,366 90						98,000 30	496,189 81	182,787 43	3,850 50	3,098,214 87		
Great West	943,820 70		82 00				130,167 95	768,463 53	1,208,279 43	32,548 25	3,999,216 86		
Imperial	650,676 50			4,965 00			258,522 91	763,268 76	7,341,79 08	13,000 65	2,421,467 80		
Liverpool & London & Globe	180 00						180 00		7,341,79 08	21,210 00	2,421,467 80		
London & Scottish	489,424 99		355,785 37				411,272 81	1,658,419 07	760,407 19	1,266,570 47	3,919,512 76		
Manufacturers	49,607 30						71,615 85	35,112 77	21,998 39	643 26	169,207 51		
Monarch	634,753 76			30,524 99			117,008 95	865,190 49	706,721 16	21,217 87	2,405,417 21		
Montreal	40,216 46						11,000 00	64,180 44	31,557 12	15,715 91	162,650 26		
Mutual Life & Citizens	31,182 87						15,903 00	55,287 95	14,870 21	600 00	117,842 98		
National of Canada	35,305 76		15,471 21				3,643 13	19,922 65	61,791 03		1,86,133 81		
North British & Mercantile	87,849 05						17,970 00	116,470 68	36,251 82	1,700 00	261,241 55		
Northern	1,012 32						6,357 85		2,477 93		9,928 10		
Ontario	103,409 01			7,898 91			50,708 00	159,195 40	3,078 40		376,525 04		
Ontario Equitable	19,000 00						19,000 00	635 32	851 69		21,817 53		
Phoenix Assurance	92,677 45						46,500 00	109,243 43	33,879 62		143,300 49		
Prudential Assurance	61,296 14						18,365 50	29,845 93	4,322 80		112,830 37		
Royal	78,213 00						9,818 07	12 85			165,989 25		
Sauvagarde	13,500 00						5,238 70	51,453 67	23,258 78	515 73	380,141 70		
Sovereign	13,426 00						6,000 00	356,393 00	5,238 70		733,951 40		
Sun	1,619,515 49			284,625 00			795,956 68	37,912 51	15,375 49	1,240 00	1,558,221 92		
Travelers of Hartford	408,136 38			84,114 00			41,920 72	1,436,205 27	2,645,724 92	295,558 63	7,077,585 99		
United Labor								243,911 58	51,365 71		890,807 49		
United States	22,500 00							4,736 90			27,242 00		
Western	6,149 35								5 10		6,149 35		
MUTUAL													
Metropolitan	1,458,982 00		773,073 84	165,813 00			555,351 24	3,640,856 58	1,652,994 08	223,500 66	8,170,571 40		
Mutual of New York	192,021 00						33,006 00	203,057 95	239,343 83	18,283 90	686,615 68		
Mutual Relief	218,700 13							30,492 88	1,215 40	60 00	509,468 41		
New York Life	556,036 20						39,248 00	312,461 26	560,173 50	60,332 96	1,558,221 92		
Prudential Insurance	600,331 84			38,647 22			228,679 17	3,078,959 93	1,563,808 12	180,610 30	6,414,956 47		
Royal Guardians	6,711 00						4,000 00	13,617 04	767 17		26,861 71		
Standard	214,420 40						77,582 07	116,403 55	6,698 56	3,240 97	418,335 55		
State	21,623 00							4,511 95	5,039 02		31,173 97		
Union Mutual	21,698 12							17,064 63	5,148 28		43,911 03		
ORIENT													
Mutual of Canada	1,455,927 00			19,131 47			645,093 08	1,821,722 36	2,661,846 50	33,525 73	6,638,449 14		
North American	378,912 06			8,333 00			260,347 50	500,606 29	396,000 52	9,545 57	1,553,374 94		
Totals	14,139,787 66		1,870,128 84	1,727,964 19			4,928,179 81	20,058,392 41	16,199,460 94	1,360,955 94	60,284,819 79		

TABLE VIII.—FRATERNAL SOCIETIES—PREMIUM INCOME (INCLUDING DUES) AND DISBURSEMENTS IN ONTARIO—1931

Companies	Premiums (including dues)						Disbursements											
	Mortuary Funds		Sick and Funeral Funds		Total		Mortuary Funds		Sick and Funeral Funds		Total							
	\$	c.	\$	c.	\$	c.	\$	c.	\$	c.	\$	c.						
Aid Associations of Lutherans.....	669	70	11	16	801	93	18	40	1,501	19	60	00	304	78	772	21		
Alliance Nationale.....	9,729	43	1,749	08	2,674	33	361	66	14,514	30	1,709	43	1,311	43	7,521	48		
Ancient Order of Foresters.....	175,796	59	50,198	20	10,714	38	2,917	14	239,626	31	29,594	25	13,880	62	17,325	43		
Artisans Canadiens-Français.....	23,497	21	4,838	00	6,637	06	643	23	35,015	52	6,159	43	4,847	97	130	00		
Canadian Order of Chosen Friends.....	303,836	30	9,748	32	12,371	03	1,581	07	327,536	72	9,664	74	2,058	08	252,082	40		
Canadian Order of Foresters.....	562,870	08	40,434	05	617	25	643,036	00	540,384	81	36,985	71	16,651	38	572,068	31		
Canadian Order of Oddfellows.....	48,010	86	344	50	15,588	00	2,483	22	66,422	14	3,402	08	40,843	87	143,898	37		
Canadian Women of the World*.....	171,000	92	11,659	13	28,173	88	1,581	19	212,415	22	97,911	62	40,843	87	143,898	37		
Catholic Order of Foresters.....	97,471	67	46,609	79	11,539	07	480	50	50,487	24	58,945	17	8,845	17	91,355	77		
Civil Service Mutual Benefit Association.....	46,609	79	361	45	3,523	95	1,077	98	1,077	98	7,800	12	5,149	86	64,034	96		
City of Stratford Mutual Benefit Fund.....	115,490	35	2,768	76	115,490	35	138	45	7,800	12		
Commercial Travellers Ass'n. of Canada.....	45,353	64	15,193	35	115,490	35	119,840	55		
Hamilton Firemen's Benefit Fund.....	40,393	94	35,283	64	45,353	64	342	85	8,114	49		
Hamilton Police Benefit Fund.....	3,515	20	758,070	30	3,515	20	56	67		
Independent Order of Foresters.....	704,778	38	49,776	72	2,687	21	1,118,553	66	44,065	45	842	95	2,888	05		
Jewish National Workers Alliance.....	2,783	37	1,607	42	2,687	21	1,796	00	7,777	30	12,777	30		
Knights of Columbus.....	18,985	17	23,144	71	5,000	00	7,777	30	2,027	18		
Knights of Malta.....	1,912	12	550	35	309	59	1,000	00	90	00	3,814	53		
London Police Benefit Fund.....	175	25	26,635	19	26,635	19	540	26	555	36		
Lutheran Brotherhood.....	1,070	04	15	00	507	25	597	25		
Lutheran Mutual Aid Society.....	709	43	1,869	47	597	25	597	25		
Macdonald's Title.....	116,667	41	4,363	55	28,964	51	152,928	64	4,586	35	28,300	62	151,952	41		
National Fraternal Society of Deaf.....	3,033	52	634	00	446	40	4,203	20	375	00	391	79	1,266	79		
National Fraternal Society of Deaf.....	86,688	63	86,688	63	42,486	62		
Ontario Commercial Travellers Association.....	74,984	00	74,984	00	51,720	70		
Ontario Grand Lodge of British America.....		
Order of United Commercial Travellers of America.....	3,917	00	15,668	00	485	91	12,341	23		
Ottawa Firemen's Sick and Benefit Fund.....	36,066	62	30,066	62	36,066	62	6,935	75		
Ottawa Police Benefit Fund.....	39,313	80	39,313	80	39,313	80	8,071	57		
Royal Arcanum, Supreme Council.....	40,964	00	4,482	10	45,519	55	49,369	63	15,700	84	65,070	47		
Royal Clan, Order of Scottish Clans.....	2,967	76	1,888	50	3,156	26	1,250	00		
Slovene National Benefit Society.....	3,886	71	5,333	00	495	14	11,087	45	7,984	50	374	40	13,993	90		
Sons of England Benefit Society.....	35,286	16	22,699	94	6,738	60	64,284	86	30,916	49	5,699	82	8,026	31		
Sons of Scotland Benevolent Association.....	66,246	43	883	44	173	80	76,477	69	77,040	35	32,415	40	109,851	02		
St. Joseph Union of Canada.....	61,191	00	12,885	00	9,174	02	74,012	00	9,150	00	60,004	00		
Toronto Firemen's Benefit Fund.....	2,242,560	27	2,242,560	27	2,242,560	27	46,292	38		
Toronto Police Benefit Fund.....	350,497	97	350,497	97	350,497	97	134,268	22		
Woman's Benefit Association.....	6,151	65	2,103	97	8,535	47	2,656	33	4,082	98		
Totals.....	2,793,554	78	216,757	65	209,609	24	803,455	18	4,023,376	85	178,066	33	190,675	27	239,502	82	3,409,853	46

*Figures not available for Ontario business.

TABLE IX.—FRATERNAL SOCIETIES—EXHIBIT OF MORTUARY CERTIFICATES IN ONTARIO—1931

Companies	Number at end of 1930			Additions			Deductions						At end of 1931		
	No.	Amount	No.	New Issued		Other Additions		Ceased by Death		Ceased by Maturity		Other Deductions		No.	Amount
				No.	Amount	No.	Amount	No.	Amount	No.	Amount	No.	Amount		
				\$	\$	\$	\$	\$	\$	\$	\$				
Aid Association of Lutherans	13	2,500 00	40	44,500 00	3	3,000 00	1	3,000 00	5	6,500 00	1	3,000 00	50	60,500 00	
Alliance Nationale	665	477,968 79	34	21,755 00	17	7,757 50	4	1,180 00	4	1,180 00	103	63,774 92	609	442,536 37	
Ancient Order of Foresters	4,921	3,548,711 59	1,466	842,549 00	12	9,700 00	33	25,398 00	12	12,682 00	1,374	789,187 31	4,980	3,573,697 00	
Artisans Canadiens-Francais	1,844	1,623,724 00	96	73,000 00	34	36,750 00	23	21,755 00	11	11,810 00	141	1,38,696 00	1,810	1,573,023 00	
Canadian Order of Chosen Friends	9,653	8,098,763 30	139	113,440 00	121	97,672 00	237	221,137 80	11	11,810 00	508	419,497 00	9,169	7,669,240 50	
Canadian Order of Oddfellows	23,789	22,697,477 09	593	614,000 00	347	343,622 87	511	496,634 60	1	1,569 00	1,569	1,640,170 87	22,649	21,518,294 49	
Canadian Order of Oddfellows	1,616	1,132,555 00	43	30,500 00	5	3,610 00	33	20,083 00	21	2,365 18	84	88,597 32	1,526	1,055,619 50	
Canadian Woodmen of the World	4,215	3,932,190 00	286	274,000 00	6	4,250 00	85	89,253 00	80	77,840 00	667	652,618 00	3,755	3,468,572 00	
Catholic Order of Foresters	4,760	4,128,442 00	60	54,000 00	2	5,000 00	89	88,423 00	1	874 00	37	31,842 00	4,616	3,989,317 00	
Catholic Mutual Benefic Association	1,578	1,707,697 76	3	2,000 00	16	130,884 78	60	68,297 64	1	874 00	66	72,439 50	1,470	1,698,971 40	
Commercial Travellers Ass'n. of Canada	11,893	33,167,303 00	913	2,000 00	1	130,884 78	183	763,136 00	1	874 00	1,437	5,004,647 00	11,886	33,157,666 00	
Independent Order of Foresters	33,888	3,167,303 00	4,289	1,120,389 00	1,721	1,665,867 00	680	763,136 00	75	28,110 00	5,462	5,004,647 00	33,681	3,157,666 00	
Jewish National Workers Alliance	489	158,400 00	166	63,650 00	12	4,600 00	1	250 00	1	250 00	165	59,600 00	451	166,800 00	
Knights of Columbus	1,848	2,236,239 00	232	263,000 00	38	47,000 00	5	5,000 00	2	1,000 00	95	107,150 00	2,018	2,424,089 00	
Knights of Malta	117	46,750 00	9	13,000 00	5	7,500 00	2	1,000 00	1	1,250 00	3	1,250 00	112	44,500 00	
Lutheran Brotherhood	49	38,625 00	36	54,000 00	5	7,500 00	97	88,421 00	59	52,404 00	28	12,125 00	6	7,000 00	
Maccabees, The	4,261	3,740,252 00	1,023	805,500 00	315	213,667 00	97	88,421 00	59	52,404 00	1,114	758,760 00	4,399	3,859,834 00	
National Fraternal Society of Deaf	162	154,530 00	5	2,500 00	5	4,000 00	2	500 00	3	4,116 00	167	156,404 00	167	156,404 00	
Ontario Commercial Travellers Ass'n.	3,079	1,711,330 00	182	31,830 00	50	66,545 00	49	29,050 00	311	136,890 00	311	136,890 00	2,901	1,643,775 00	
Orange Grand Lodge of British America	2,433	2,705,661 00	187	197,200 00	153	281,890 00	24	44,315 32	67	91,684 68	162	177,500 00	2,471	2,764,861 00	
Royal Arcanum, Supreme Council	902	1,367,438 00	197	210,000 00	17	10,750 00	3	1,250 00	3	1,250 00	48	29,000 00	1,022	1,462,503 00	
Royal Clan, Order of Scottish Clans	173	99,235 00	33	18,500 00	17	10,750 00	3	1,250 00	3	1,250 00	164	101,950 00	172	1,462,503 00	
Slovene National Benefit Society	391	259,800 00	17	10,200 00	2	2,120 00	4	2,450 00	30	28,768 00	304	101,950 00	240	165,600 00	
Sons of England Benefit Society	974	850,864 50	13	12,000 00	2	2,120 00	35	27,507 00	3	2,120 00	164	101,950 00	924	808,709 50	
Sons of Scotland Benevolent Association	4,834	3,187,375 00	512	384,193 00	21	9,195 00	82	72,701 00	47	43,600 00	684	440,415 00	4,601	3,067,647 00	
St. Joseph Union of Canada	4,201	3,740,697 00	412	433,532 00	4	1,900 00	54	43,600 00	472	474,650 00	50	43,855 79	4,091	3,653,256 00	
Woman's Benefit Association	334	273,785 48	51	44,700 00	1	1,000 00	1	1,000 00	1	1,000 00	50	43,855 79	334	273,629 69	
Totals	123,033	101,098,287 51	11,107	8,733,948 00	2,906	3,030,571 87	2,334	2,147,839 36	792	747,109 86	14,448	11,075,587 71	119,472	98,892,270 45	

*Amounts cannot conveniently be given as full benefits are applicable only to members who have completed fifteen years of continuous membership.

TABLE X.—EXHIBIT OF CERTIFICATES (OTHER THAN MORTUARY) IN ONTARIO—1931

Companies	Number at end of 1930	Number New issued	Number Revived	Terminated by Death	Terminated by Lapse	Number at end of 1931
Aid Association for Lutherans.....	2	2
Alliance Nationale.....	227	5	12	40	204
Artisans Canadiens-Francais.....	1,140	53	15	17	88	1,103
Canadian Order Chosen Friends.....	1,881	17	95	24	229	1,740
Canadian Order Foresters.....	11,739	282	199	124	1,317	10,779
Canadian Woodmen of the World.....	682	89	4	125	642
Catholic Mutual Benefit Association.....	57	1	8	50
Jewish National Workers Alliance.....	341	112	12	1	104	360
Knights of Malta.....	204	1	3	21	181
Maccabees, The.....	561	78	3	1	79	562
Order of United Commercial Travellers of America.....	1,388	101	26	12	166	1,337
Sons of England Benefit Society.....	11,367	349	169	953	10,594
Sons of Scotland Benevolent Association.....	232	40	3	28	247
St. Joseph Union of Canada.....	3,055	577	11	27	563	3,053
Totals.....	32,874	1,706	377	382	3,721	30,854

TABLE XI.—FIRE PREMIUMS AND LOSSES IN ONTARIO—1931

Companies	Premiums Written			Losses Paid					Ratio of losses paid to premiums written	Net premiums earned	Net losses incurred	Ratio net losses incurred to net premiums earned
	Gross less return premiums	Licensed reinsurance ceded	Net	Licensed reinsurance received	Claims paid (net)	Adjustment expenses (net)	Total (net)	Ratio of losses paid to premiums written				
JOINT STOCK												
Acadia.....	99,557 55	41,001 20	58,556 35	38,100 83	33,748 31	1,385 25	35,133 56	59 99	55,992 05	\$ 34,809 70	C. 62.16	
Aetna.....	165,901 62	3,722 55	162,179 07	2,668 62	63,606 31	1,722 93	65,329 24	40 28	169,792 52	58,456 52	C. 34.34	
Agricultural.....	36,949 80	8,325 45	28,624 35	3,944 55	20,132 36	303 69	20,436 05	71 39	26,707 92	19,576 08	C. 73.38	
Alliance Assurance.....	135,358 10	1,937 08	133,421 02	49,449 11	97,042 76	735 98	97,778 74	72 73	143,216 46	77,520 46	C. 53.85	
Alliance of Philadelphia.....	42,313 01	4,448 17	37,864 84	6,486 59	36,927 17	735 98	37,663 15	99 46	43,216 42	35,063 58	C. 80.73	
American Alliance.....	17,117 49	28 00	17,089 49	16 58	16 58		16 58	10	6,544 15	6,544 15	C. 100	
American Central.....	40,620 67	19,029 29	21,591 63	10,549 68	20,219 75	520 52	20,740 27	96 05	23,331 06	19,409 51	C. 83.14	
American Colony.....	22,152 24		22,152 24		22,284 58		22,650 21	102 25	22,963 94	21,400 71	C. 93.19	
American Equitable.....	43,023 22	243 03	42,780 19		40,448 25	929 46	41,377 71	96 72	40,063 38	38,105 91	C. 95.11	
American Home Fire.....	35,961 83	88 76	35,873 07		16,389 19	446 73	16,834 96	46 65	24,743 92	19,450 53	C. 78.20	
American Insurance.....	50,511 32	17,410 05	33,101 27	8,256 60	18,289 38	426 15	18,715 53	56 84	36,376 91	22,089 50	C. 60.48	
Anglo-Scottish.....	79,431 14	25,709 94	53,721 20	13,522 87	24,851 51		24,851 51	46 26	36,794 72	22,089 50	C. 60.48	
Atlas.....	245,567 67	16,366 62	229,201 05	5,155 29	121,922 23	4,150 49	126,072 72	55 00	232,406 61	128,028 68	C. 55.16	
Automobile.....	1,960 31		1,960 31	14 06	14 06		14 06	72	232,406 61	128,028 68	C. 55.16	
Balaise.....	42,428 97	648 29	41,780 68	15,099 95	14,510 13	589 82	15,099 95	36 14	40,473 73	20,987 81	C. 51.86	
Beaver.....	14,404 34	9,004 40	5,399 94	2,853 98	2,595 39	76 54	2,671 93	49 48	5,411 57	3,812 06	C. 69.84	
Boston Insurance.....	12,659 00	1,318 12	11,340 88	3,623 75	74,050 64	2,482 84	76,533 48	31 95	5,812 57	3,812 06	C. 65.50	
British America.....	232,232 35	34,112 96	198,119 39	89,379 80	12,846 32		101,226 12	38 63	205,838 56	73,068 48	C. 35.54	
British Canadian.....	31,018 14	2,219 91	28,798 23	12,030 36	10,566 61	379 68	10,946 29	38 01	10,720 29	10,720 29	C. 100	
British Colonial.....	153,720 38	9,576 62	144,143 76	5,175 53	59,756 12	2,439 67	62,195 79	43 18	78,972 31	102,556 07	C. 129.86	
British Crown.....	150,936 27	9,017 13	141,919 14	5,187 70	74,625 02	2,237 67	76,862 69	53 55	144,488 36	85,889 35	C. 58.96	
British Empire.....	47,376 09	5,331 22	42,044 87	4,983 17	22,697 31	852 28	23,549 59	55 75	43,428 80	26,827 59	C. 61.77	
British & European.....	27,065 52	11,542 13	15,523 39	2,807 38	11,076 49	632 26	11,708 75	72 98	13,328 94	13,328 94	C. 100	
British General.....	51,251 54	4,170 85	47,080 69	48,499 93	32,804 21	397 61	33,111 85	86 00	37,921 29	36,128 11	C. 95.26	
British Law.....	23,843 16	4,136 97	19,706 19	2,967 51	17,463 27	911 44	17,904 91	38 01	20,963 50	10,493 01	C. 50.06	
British North Western.....	141,431 19	62,028 68	79,402 51	54,721 89	31,862 91	911 44	32,774 38	41 28	82,233 87	31,199 57	C. 37.94	
British Oak.....	30,494 45	1,766 32	28,728 13	20,837 75	16,699 93	580 33	20,571 28	71 61	31,958 13	23,203 78	C. 72.60	
British Traders.....	92,419 16	13,879 19	78,539 97	40,481 21	39,985 52	967 69	37,923 22	48 29	82,163 06	33,580 22	C. 40.67	
Caladonian American.....	21,965 52	6,574 43	15,391 09	2,557 60	7,708 48	284 45	7,492 93	48 62	14,398 54	6,661 75	C. 46.27	
Caladonian.....	55,604 32	7,171 63	48,432 69	2,336 13	73,439 20	2,466 39	75,905 68	68 20	133,345 99	76,498 20	C. 57.37	
California.....	151,314 16	1,800 12	149,514 04	4,372 75	33,493 18	1,234 00	34,727 18	71 13	57,270 94	13,552 99	C. 23.32	
Camden Fire.....	23,891 12	6,089 88	17,801 24	3,043 93	12,478 71	1,82 79	12,661 50	71 33	13,552 99	13,552 99	C. 100	
Canada Accident.....	32,655 40	25,930 67	6,724 73	8,800 56	38,074 04	1,674 82	39,748 86	41 71	102,071 33	41,464 27	C. 40.62	
Canada National.....	11,549 79	1,105 61	10,444 18	6,960 56	15,331 07	608 46	15,939 53	75 19	21,935 78	15,758 32	C. 71.84	
Canada Security.....	68,296 16	3,503 43	64,792 73	11,614 29	17,101 33	1,870 11	19,204 95	33 13	150,331 40	89,759 23	C. 59.76	
Canadian Fire.....	141,148 73	1,742 15	139,406 58	12,006 76	88,994 26	2,645 90	91,640 16	107 70	93,530 92	66,880 39	C. 71.58	
Canadian General Ins. Co.....	102,503 57	1,521 75	101,001 82	5,066 21	26,446 60	2,360 82	27,183 42	62 25	43,765 92	23,626 93	C. 53.98	
Canadian Indemnity.....	37,776 25	2,642 76	35,133 49	3,349 87	4,894 59	250 91	5,145 50	27 61	12,941 43	4,351 14	C. 33.62	
Canadian Surety.....	40,342 79	21,687 86	18,654 93	3,349 87	271 42		12,448 62	80 93	13,262 57	17,804 55	C. 133.62	
Car & General.....	29,688 20	4,384 97	25,303 23	303 40	8,039 36	789 84	8,829 20	27 78	26,737 32	7,293 26	C. 27.27	
Casualty Co. of Canada.....	31,319 85	4,388 30	26,931 55	655 06	17,513 63	250 74	18,264 37	52 63	36,975 17	13,143 21	C. 35.55	
Central.....	59,387 74	3,657 82	55,729 92	4,656 48	1,158 08	59 42	1,217 50	23 68	3,827 41	1,191 50	C. 31.13	
Central Union.....	52,618 27	5,657 82	46,960 45	25,721 27	55,228 97	58 12	55,228 97	58 12	102,307 60	46,043 95	C. 45.05	
Century Fire and Marine.....	122,799 19	73,682 90	49,116 29	68,670 71	39,219 72	2,422 55	41,642 27	84 78	71,086 39	37,560 52	C. 52.84	

China Fire.....	20,441 67	8,755 28	317 59	185 51	8,437 69	43,550	18,036 17	13,804 69	76,87
Citizens of New Jersey.....	23,331 02	6,195 62	5,134 55	3,524 18	3,434 23	3,524 18	3,869 82	1,301 23	33,63
*City of New York.....	138,368 18	18,344 25	82,488 27	10,377 16	10,377 16	10,654 08	15,867 69	11,363 22	71,61
Columbia.....	293,767 73	47,268 25	149,483 86	129,243 68	129,243 68	133,222 17	256,568 19	130,774 28	50,97
Commercial Union.....	105,649 00	49,257 23	56,931 77	48,765 84	20,719 65	20,719 65	58,166 90	26,935 19	46,31
Connecticut Fire.....	42,610 48	4,244 56	38,365 92	14,936 16	1,522 15	1,522 15	29,426 46	17,816 51	60,75
Consolidated Insurance.....	152,167 73	14,969 00	137,198 73	104,188 91	11,890 66	11,890 66	146,069 37	83,338 00	57,05
Continental.....	68,892 51	2,879 65	66,012 86	51,224 71	493 28	493 28	47,371 74	41,671 43	61,85
Cornhill.....	5,816 02	4,630 53	1,185 49	2,224 05	7,609 62	2,112 45	29,07
County Fire.....	8,212 46	2,18 94	8,331 40	15,136 89	4,325 31	22,149 89	512,10
Dominion of Canada General	24,486 48	25,124 55	189,301 93	93,501 51	8,248 39	8,248 39	15,136 89	17,777 87	89,12
Dominion Fire.....	249,613 74	42,728 35	206,885 39	123,214 04	22,268 94	22,268 94	180,332 32	77,877 87	43,18
Eagle, Star & British Dom.....	172,424 28	22,154 85	150,269 43	91,613 50	4,233 00	4,233 00	191,137 15	93,544 69	48,94
Employers' Liability.....	299,192 68	36,423 08	262,769 60	127,096 74	11,042 19	11,042 19	168,601 38	95,887 69	56,87
Ensign.....	37,636 59	3,809 00	33,827 59	23,417 43	5,392 77	5,392 77	27,024 58	17,844 55	43,59
Equitable Fire & Marine.....	34,775 29	23,496 93	11,278 36	18,559 38	12,950 15	12,950 15	11,639 48	17,844 00	53,43
Essex and Suffolk.....	50,201 59	3,525 78	26,675 81	29,942 73	8,497 57	8,497 57	24,109 63	9,340 05	37,45
Federal Fire.....	267,393 17	82,725 79	184,667 38	154,769 43	54,682 81	54,682 81	189,806 76	107,435 52	56,60
Federal Ins. Co.....	147,521 28	11,237 73	136,283 55	64,792 84	9,639 36	9,639 36	137,229 78	51,688 31	37,67
Fidelity Phoenix.....	38,141 31	9,695 99	28,445 32	34,514 87	3,992 30	3,992 30	54,430 25	28,567 35	52,48
Fire Ass'n. of Philadelphia.....	223,341 98	2,881 43	220,560 55	174,005 47	5,004 92	5,004 92	239,361 81	171,134 97	71,49
Fire Ins. Co. of Canada.....	91,794 41	8,768 93	83,025 48	70,778 70	7,726 32	7,726 32	69,628 38	56,023 12	80,46
Fireman's Fund.....	43,351 11	1,903 08	41,447 03	16,737 85	4,730 89	4,730 89	46,195 78	35,744 84	78,39
Fireman's Ins. of Newark.....	43,009 44	187 70	43,009 44	46,195 78	45,594 59	35,744 84	78,39
First American.....	16,465 69	1,721 45	14,734 24	13,434 23	18 34	18 34	17,848 56	11,273 89	63,16
First National.....	19,285 44	-3,333 83	22,619 27	48,080 06	9,575 61	9,575 61	38,504 45	38,975 45	111,81
Fonetere of Paris, France.....	26,996 06	1,986 68	25,009 38	41,479 81	512 97	512 97	34,855 65	38,975 45	111,81
*Franklin.....	11,799 72	2,020 19	9,779 53	2,697 57	63 30	63 30	313,800 62	178,818 51	56,98
Fulton Fire.....	69,786 84	10,860 12	58,926 72	43,980 51	13,443 82	13,443 82	5,630 08	2,667 87	47,37
General Accident of Canada.....	188,682 80	11,238 89	177,443 91	70,978 77	7,22 58	7,22 58	61,356 10	25,240 43	41,12
General Ins. of America.....	17,151 96	-9,643 54	26,795 50	32,743 85	13,115 72	13,115 72	17,210 02	19,515 13	113,20
General Fire of Ontario.....	43,351 11	1,903 08	41,447 03	16,737 85	4,730 89	4,730 89	46,195 78	12,456 93	41,89
Germania.....	24,910 43	187 70	24,910 43	41,213 35	28 57	28 57	14,426 85	3,617 99	25,08
Girard Fire and Marine.....	55,720 39	7,465 25	48,255 14	17,060 20	3,757 11	3,757 11	17,000 20	17,193 67	107,95
Glens Falls.....	151,031 32	53,796 07	97,235 25	104,812 33	1,714 62	1,714 62	15,926 70	18,131 30	36,25
Globe Insurance.....	19,045 55	3,720 39	15,325 16	20,089 92	9,078 68	9,078 68	50,064 96	26,394 02	43,94
Globe & Rutgers.....	359,387 80	37,280 04	321,807 76	190,356 07	10,124 81	10,124 81	313,800 62	178,818 51	56,98
Granite Insurance.....	10,760 69	10,380 72	9,567 97	9,567 97	123 99
Grant & State.....	14,137 51	1,337 51	12,800 00	11,543 23	1,337 51	1,337 51	8,616 05	2,018 04	33,42
Guardian.....	336,126 88	14,237 57	79,895 31	60,480 42	255 55	255 55	87,296 63	71,375 93	81,76
Guardian Assurance.....	78,233 64	2,072 42	306,233 44	190,538 46	7,666 85	7,666 85	341,600 53	197,663 32	69,07
Guildhall.....	26,872 39	4,163 91	22,708 42	21,198 18	6,179 10	6,179 10	46,984 61	23,608 36	69,40
Halifax Fire.....	50,847 36	1,723 23	49,124 13	43,879 66	206 67	206 67	38,859 83	43,134 35	53,76
Hants-Bank.....	71,004 19	1,723 23	70,180 96	43,879 66	206 67	206 67	78,199 83	43,134 35	53,76
Hartford Fire.....	68,948 53	10,505 84	58,442 51	20,574 63	859 38	859 38	36,739 41	36,739 41	72,11
Home Fire.....	354,543 94	13,187 42	341,356 52	161,209 69	1,570 18	1,570 18	355,927 23	144,312 75	40,54
Home Fire & Marine.....	384,267 25	17,356 57	366,910 68	235,164 17	219 61	219 61	413,675 08	244,113 53	58,87
*Homestead Fire.....	150,763 32	85,533 04	65,230 28	74,556 11	36,130 12	36,130 12	14,301 70	1,273 26	8,90
Imperial Assurance.....	110,737 21	74,038 68	36,688 53	11,162 00	49,690 73	49,690 73	68,333 88	39,096 69	57,71
Imperial Guar. & Acc. Co.....	210,737 21	5,334 39	9,399 07	13,881 34	4,106 73	4,106 73	18,200 69	12,140 61	66,69
Imperial Insurance Office.....	79,633 67	6,553 40	73,080 27	31,903 73	35,601 18	35,601 18	77,183 37	68,737 87	61,84
Insurance Co. of N. America.....	187,029 88	17,722 85	169,307 03	64,945 37	2,173 31	2,173 31	186,443 75	68,737 89	36,86
Ins. of State of Pennsylvania.....	55,892 57	10,750 51	45,142 06	43,048 78	9,036 38	9,036 38	46,826 74	34,031 70	72,70
LaSalle.....	2,254 27	2,804 37	-550 10	1,797 87	727 30	1,797 87	246,17

*All reinsured by the Home Insurance Co. of New York.

TABLE XI.—FIRE PREMIUMS AND LOSSES IN ONTARIO—1931—Continued

Companies	Premiums Written			Losses Paid						Ratio of losses written to premiums	Net premiums earned	Net losses incurred	Ratio net losses incurred to net premiums earned
	Gross less return premiums	Licensed reinsurance ceded	Net	Gross	Licensed reinsurance received	Claims paid (net)		Adjustment expenses (net)	Total (net)				
						\$	c.						
JOINT STOCK													
Law, Union & Rock	96,065 49	8,435 89	87,629 60	82,528 33	143 36	79,688 57	2,696 40	16,170 82	16,170 82	97 73	12,764 73	3,478 70	27 75
Lexal and General	25,340 19	741 25	24,598 94	9,350 92		9,199 07	160 85	35,832 72	35,832 72	45 03	58,308 08	23,801 72	40 82
Liverpool & London & Globe	494,617 04	114,327 14	380,289 90	285,994 61	58,656 54	2,207 15	6,622 91	704 64	28,121 25	94 30	36,065 16	55,023 12	95 57
Liverpool-Mantoba	183,028 06	70,256 06	112,772 00	98,507 63	45,319 47	51,521 21	1,666 35	1,363 15	74,231 25	70 30	108,065 01	72,842 25	67 35
Local Government	12,604 35	3,796 35	8,808 00	2,850 66	14 60	2,787 22	83 84	3,546 69	90,872 07	41 71	21,095 35	93,093 07	44 10
London Assurance	140,527 20	8,238 86	132,288 34	66,856 39	2,581 84	62,471 92	2,420 93	698 63	21,432 96	43 87	21,791 71	29,382 96	46 79
London-Canada	134,801 56	36,870 16	97,931 40	100,349 38	44,003 56	61,243 50	2,102 22	15,936 95	15,936 95	51 22	29,935 54	16,266 35	54 34
London-Guar. & Acc. Co	120,898 99	70,088 51	50,810 48	60,544 77	43,430 77	23,503 61	777 21	4,112 64	4,112 64	80 70	9,322 09	11,780 64	126 37
London & Lancs. Guar. & Acc.	591,201 67	5,162 48	496,039 19	4,910 96	2,811 46	280,550 08	7,053 54	15,936 95	15,936 95	62 05	492,744 91	301,132 92	61 11
London and Lancs. Ins.	17,889 51	2,578 11	15,311 40	2,950 10	1,084 34	13,170 19	325 86	8,342 83	8,342 83	51 35	15,001 52	13,078 83	83 11
London and Provincial	55,606 55	9,153 85	20,452 70	25,450 48	11,954 43	13,170 19	325 86	13,376 08	13,376 08	61 02	28,217 90	18,509 03	64 54
London and Scottish	56,718 75		56,718 75	51,232 00		50,249 84	962 16	31,232 00	31,232 00	55 06	57,832 99	30,500 00	52 74
Lumbermen's	18,779 43	2,182 89	16,596 54	16,170 82		15,734 95	435 87	16,170 82	16,170 82	97 73	12,764 73	3,478 70	27 75
Marine Insurance	13,914 11	6,256 08	7,658 03	7,389 57		7,153 05	235 52	838 69	25,883 72	45 03	36,065 16	33,584 08	92 82
Merchandise	46,268 80	5,19 55	40,949 33	42,031 21		37,507 52	704 64	704 64	38,121 25	94 30	58,308 08	23,801 72	40 82
Merchants & Manufacturers	106,024 72	5,19 55	105,505 17	74,231 25		72,868 10	1,363 15	3,546 69	90,872 07	41 71	21,095 35	93,093 07	44 10
Merchants Fire of New York	206,858 06	3,172 31	203,685 75	91,347 47		87,325 38	3,546 69	90,872 07	90,872 07	41 71	21,095 35	93,093 07	44 10
Merchants Marine	37,339 26	11,802 38	25,536 88	33,659 63		26,734 33	698 63	21,432 96	21,432 96	43 87	21,791 71	29,382 96	46 79
Michigan	31,285 87	3,680 72	27,605 15	31,055 10		15,524 33	412 64	15,936 95	15,936 95	51 22	29,935 54	16,266 35	54 34
Ministry	4,417 22	3,417 22	1,000 00	19,165 37		9,210 12	101 52	9,313 61	9,313 61	80 70	9,322 09	11,780 64	126 37
Motor Union	39,404 12	4,670 66	34,733 46	16,287 68		13,343 57	967 60	14,311 17	14,311 17	41 14	39,212 12	61,119 17	155 60
Mount Royal	111,998 66	6,857 95	91,341 92	87,453 31		85,240 92	2,117 71	87,338 63	87,338 63	95 63	192,808 82	95,700 62	49 77
National Fire of Franklin	93,526 81	5,137 20	88,389 61	48,434 61		47,213 40	875 65	48,089 05	48,089 05	54 40	97,495 16	47,040 05	48 25
National Fire of Hartford	35,628 85	41,860 59	37,776 26	35,465 66		14,000 32	442 05	14,442 05	14,442 05	38 23	22,836 29	14,321 36	62 71
National Liverpool	70,440 21	7,313 01	28,315 81	70,202 77		15,468 23	428 82	15,897 05	15,897 05	50 52	30,087 60	15,200 05	50 52
National Provincial	134,545 48	1,427 01	69,013 70	17,375 17		16,839 73	516 42	17,356 15	17,356 15	25 15	45,275 22	21,805 97	48 14
Nationale of Paris	98,855 18	58,079 77	40,775 41	63,484 45		22,548 74	1,568 62	24,117 36	24,117 36	59 15	43,283 29	24,398 36	56 37
*National Liberty	58,069 00	11,663 30	46,405 70	34,784 10		37,843 87	848 34	28,692 21	28,692 21	61 82	46,033 96	27,078 48	58 82
New Brunswick Fire	155,295 04	2,417 71	37,160 33	15,250 00		10,635 85	375 03	11,010 88	11,010 88	29 63	20,925 26	13,753 88	65 73
New Hampshire	36,887 21	10,811 85	19,119 85	9,811 85		6,947 71	245 19	7,192 90	7,192 90	40 82	17,626 46	6,986 39	39 63
New Jersey	364,857 21	39,626 04	325,231 17	176,406 04		167,889 83	4,345 83	172,235 66	172,235 66	52 96	336,467 77	165,643 77	63 36
New York Fire	258,968 95	46,207 36	40,129 59	44,769 56		20,988 17	748 81	21,736 98	21,736 98	62 96	42,492 98	23,288 55	54 81
New York Underwriters	49,224 35	8,749 25	33,474 10	27,283 01		26,985 29	303 05	166,226 82	166,226 82	69 12	251,082 68	155,733 82	62 02
Niagara	42,168 75	8,749 25	43,444 61	43,178 69		34,046 32	1,388 02	35,434 34	35,434 34	106 03	36,762 26	27,615 34	75 12
North British & Mercantile	258,968 95	46,207 36	40,129 59	44,769 56		20,988 17	748 81	21,736 98	21,736 98	62 96	42,492 98	23,288 55	54 81
North Empire	49,224 35	8,749 25	33,474 10	27,283 01		26,985 29	303 05	166,226 82	166,226 82	69 12	251,082 68	155,733 82	62 02
North American	42,168 75	8,749 25	43,444 61	43,178 69		34,046 32	1,388 02	35,434 34	35,434 34	106 03	36,762 26	27,615 34	75 12
North West	42,168 75	8,749 25	43,444 61	43,178 69		34,046 32	1,388 02	35,434 34	35,434 34	106 03	36,762 26	27,615 34	75 12

*All reinsured by the Home Insurance Co. of New York.

Northwestern National.....	77	40	106,179	48	95,123	52	1,610	57	93,512	95	1,610	57	108,386	37	88,180	03	81.35
Norwich Union.....	28,948	26	357,601	57	218,807	76	7,000	11	202,173	87	7,000	11	371,875	81	197,864	98	53.21
Occidental.....	13,271	22	63,391	48	21,883	70	803	65	20,020	38	803	65	66,957	17	14,953	70	22.33
Ocean Accident & Guarantee	210,222	66	183,264	02	113,901	42	4,261	11	99,855	18	4,261	11	196,748	40	97,711	29	49.66
Pacific American.....	18,663	78	18,663	78	13,058	69	7,720	00	7,720	00	206.82
Pacific Coast.....	89,293	36	57,977	07	46,210	62	33,151	93	33,151	93	33,151	93	66,290	08	28,820	09	43.47
Pacific Fire.....	125,902	73	125,902	73	80,408	21	1,601	89	78,800	32	1,601	89	124,172	77	73,316	21	59.04
Palatine.....	96,306	79	81,665	98	44,482	22	1,350	17	37,209	20	1,350	17	87,583	06	34,883	28	39.83
Patrol.....	59,932	37	12,622	72	47,309	65	9,428	80	30,529	68	9,428	80	49,967	56	33,131	07	66.30
Peer.....	74,148	18	70,925	53	56,973	24	2,506	86	53,282	57	2,506	86	67,575	31	53,552	38	70.25
Phoenix of Paris.....	36,133	60	8,844	53	27,289	07	1,183	81	18,769	04	1,183	81	27,681	57	21,857	30	78.95
Philadelphia Fire & Marine.....	7,558	80	5,593	55	88	65	8	18	88	65	8	18	2,391	24	143	65	6.01
Phoenix of London.....	520,187	41	201,388	05	313,452	67	4,378	26	198,697	24	4,378	26	323,440	36	202,644	27	62.65
Phoenix of Hartford.....	182,658	27	89,199	33	113,912	81	1,410	47	77,700	13	1,410	47	96,930	51	77,269	53	79.74
Pilot.....	18,057	39	18,057	39	18,057	39	6,590	81	17	17	17	17	16,449	82	4,869	58	29.72
Pioneer.....	46,875	96	6,299	58	25,288	93	1,409	03	23,834	20	1,409	03	21,600	60	25,347	59	117.34
Planet.....	44,825	48	8,757	38	36,067	90	1,278	75	25,021	20	1,278	75	36,841	39	28,446	43	77.21
Providence.....	29,491	57	4,795	66	24,695	91	16,883	51	16,883	51	16,883	51	35,392	31	17,068	67	48.23
Providence-Washington.....	9,793	11	4,722	84	2,269	35	2,269	35	2,269	35	2,269	35	5,928	76	2,269	35	38.28
Provincial.....	87,561	80	3,406	60	53,749	82	3,324	72	49,759	10	3,324	72	76,947	03	39,408	47	51.21
Prudential Assurance.....	189,623	88	141,463	58	80,155	25	1,183	59	56,989	72	1,183	59	82,525	69	46,806	66	56.79
Quebec.....	70,023	53	28,978	77	41,044	76	18,530	82	13,534	78	18,530	82	187,341	38	136,665	40	72.95
Queen City.....	34,927	63	9,383	67	22	66	1,683	67	48,999	64	1,683	67	38,744	01	38,744	01
Queen Insurance.....	335,486	15	156,091	53	196,916	31	89,745	88	104,652	63	2,517	80	195,100	45	107,179	12	60.72
Railway Passengers.....	24,123	00	4,301	55	7,016	13	154	94	4,568	57	154	94	13,693	68	5,036	50	32.09
Reliance.....	21,030	49	16,540	88	7,379	19	2,500	26	3,018	49	2,500	26	16,357	59	4,000	80	24.49
Republic.....	27,269	71	191	80	22,941	43	411	99	23,353	42	411	99	15,860	59	25,080	42	34.21
Rhode Island.....	20,295	15	3,992	04	12,860	72	12,398	89	268	05	12,398	89	15,574	85	14,574	63	82.93
Russia.....	227,354	57	31,149	04	196,204	63	02,854	05	80,704	43	1,476	39	109,894	97	74,105	82	37.07
Royal Exchange.....	952,778	87	334,973	97	618,004	90	539,398	71	336,629	62	10,614	15	660,169	71	363,093	77	55.14
Royal Scottish.....	86,115	04	17,810	80	62,902	18	45,734	24	41,056	22	1,166	17	68,415	90	42,537	30	47.56
St. Paul Fire and Marine.....	15,321	40	21,875	00	66,448	40	3,952	46	37,872	51	1,754	72	101,802	57	32,502	63	30.93
Scottish-Canadian.....	134,380	02	9,767	98	100,812	04	15,826	37	14,611	00	808	32	99,854	92	59,094	63	37.87
Scottish Metropolitan.....	15,897	70	23,500	01	110,471	06	66,842	34	3,813	59	1,933	83	105,280	78	86,160	95	82.13
Seaman.....	72,105	70	3,586	01	60,884	64	628	62	58,075	72	27,056	02	59,121	27	48,121	27	48.88
Seavoy.....	45,896	86	1,946	37	37,676	53	7,410	18	26,091	98	1,995	31	68,582	59	52,152	31	43.57
Severn.....	18,125	40	14,645	47	3,708	93	8,856	39	3,009	54	11,511	77	33,551	01	13,984	77	41.71
Southwestern Ins. Co., Ltd.....	10,033	57	3,234	98	1,648	34	1,679	99	1,400	23	35	40	3,324	99	1,584	42	46.36
Springfield.....	95,800	40	21,151	96	7,648	34	56,768	79	41,970	74	1,358	77	46,279	61	44,620	61	60.44
State Assurance.....	91,288	22	2,895	78	18,952	44	1,401	19	103	18	1,504	37	85,806	69	1,414	37	8.95
Stuyvesant.....	308,983	81	30,917	64	278,065	17	197,662	48	165,536	81	5,340	86	287,311	44	189,410	05	65.92
Sussex Fire.....	15,357	34	15,107	01	22,520	18	2,785	67	21,371	93	352	58	15,116	95	18,919	51	125.14
Swiss Fire.....	9,123	13	4,315	94	3,930	31	2,208	77	2,208	77	2,208	77	2,190	77	2,190	77	19.51
Tokio Marine and Fire.....	192	72	1,891	81	32,142	54	21,612	18	10,287	83	242	53	5,660	16	2,100	36	39.18
Toronto General Ins. Co.....	113,228	70	22,440	93	90,787	75	130,501	49	73,794	49	3,794	49	80,136	57	90,310	10	112.82
Travelers Fire.....	17,119	94	16,809	50	50,008	77	48,297	76	1,710	01	50,008	77	33,948	69	54,965	77	161.91
Union Assurance Society.....	203,609	54	43,312	42	160,386	57	133,888	80	113,266	44	622	45	117,179	02	16,939	34	136.87
Union Fire of Paris.....	53,522	42	3,185	86	49,540	91	2,466	23	40,165	80	2,975	50	61,571	04	72,981	14	45.17
Union Marine & General.....	58,417	35	8,876	44	49,540	91	25,704	73	24,020	39	964	07	32,211	50	51,953	68	38.763
United of Canton.....	11,575	77	83,643	09	35,602	50	3,30	39	32,847	93	4,244	18	35,723	71	30,624	11	32.92
United British.....	47,847	05	6,483	56	41,363	49	24,007	49	18,852	67	20,356	28	46,909	63	107,388	28	22.89
United States.....	15,300	28	13,844	25	10,046	85	4,790	70	256	15	1,500	61	17,880	92	11,410	88	105.84
United Firemen's.....	132,360	65	2,507	82	139,852	83	44,774	16	44,727	99	31	98	141,880	91	57,492	99	40.52
Universal.....	34,776	63	31,337	55	11,831	88	17	33	11,540	46	274	09	31,863	18	10,825	80	33.97

TABLE XI.—FIRE PREMIUMS AND LOSSES IN ONTARIO—1931—Continued

Companies	Premiums Written			Losses Paid						Ratio of losses paid to premiums written	Net premiums earned	Net losses incurred	Ratio net losses incurred to net premiums earned	
	Gross less return premiums	Licensed reinsurance ceded	Net	Gross	Licensed reinsurance received	Claims paid (net)	Adjustment expenses (net)	Total (net)						
									\$					c.
JOINT STOCK														
Virginia.....	15,129 47	11,051 00	4,078 47	15,518 92	9,515 25	6,844 36	159 24	7,003 60	171 72	5,440 81	4,842 40	89 00		
Wellington.....	305,916 36	105,516 20	200,400 16	175,233 25	69,880 71	102,379 74	2,972 75	105,352 49	50 21	198,647 02	111,421 87	56 09		
Westchester Fire.....	49,963 40	20,443 14	29,520 26	21,739 01	4,789 51	16,622 72	356 79	16,979 51	57 52	32,113 56	11,714 06	36 48		
Western Assurance.....	419,630 73	90,878 25	328,752 48	210,540 32	31,724 71	174,307 11	4,608 46	178,915 57	54 42	332,063 70	173,401 57	52 22		
Westminster Fire Office.....	11,802 75	11,802 75	3,102 44	3,102 44	3,102 44	15,041 03	557 20	13,398 23	28 06	47,888 02	12,344 27	25 78		
World Fire and Marine.....	50,547 49	2,794 00	47,753 49	13,398 23	81,340 86	18,250 53	798 58	82,049 11	159 01	54,414 96	48,985 11	90 84		
World Marine.....	58,664 47	2,065 57	56,598 90	15,519 33	291 75	15,159 33	1,764 84	15,159 33	72 84	6,764 12	13,179 33	194 82		
Yankee.....	5,197 88	5,197 88	1,230 11	80,212 20	1,104 36	77,343 00	1,764 84	79,107 84	72 84	108,868 34	70,203 84	64 48		
Yorkshire.....	114,008 91	3,403 37	108,605 54	80,212 20	1,104 36	77,343 00	1,764 84	79,107 84	72 84	108,868 34	70,203 84	64 48		
Totals	20,794,735 29	4,090,085 58	16,704,649 71	11,978,242 80	2,113,409 79	9,590,846 52	273,986 49	9,864,833 01	59 03	17,107,869 88	9,512,759 06	55 60		
FARMERS' MUTUALS														
Algoma.....	14,667 95	622 25	14,045 70	11,370 43	11,370 43	780 37	12,150 80	86 51		
Amherst.....	22,791 96	781 99	1,283 00	1,283 00	1,283 00		
Ayr.....	2,195 86	917 13	21,208 73	50,774 77	11,687 84	39,086 93	39,086 93	164 30		
Bay of Quinte.....	18,933 75	652 19	21,331 56	19,264 00	1,702 00	17,562 00	86 50	17,648 50	82 73		
Bertie and Willoughby.....	18,139 40	1,352 05	16,777 44	19,814 46	3,435 00	16,379 46	178 42	16,557 88	98 69		
Blanshard.....	10,572 00	987 45	9,584 55	11,513 28	1,744 05	9,769 23	85 50	9,854 73	102 82		
Blenheim North.....	10,407 12	1,196 02	9,211 10	6,714 29	80 00	6,634 29	16 80	6,651 09	72 21		
Branch.....	2,388 21	3,122 16	19,266 05	22,058 01	2,476 00	19,582 01	63 75	19,645 76	101 97		
Canadian Millers.....	63,177 70	63,177 70	48,945 71	48,945 71	95 00	49,040 71	77 62		
Caradoc Farmers.....	13,045 74	465 31	11,580 43	17,942 70	1,924 25	16,018 45	55 00	16,073 45	138 80		
Cataraugus.....	14,390 67	367 85	14,022 82	14,319 00	14,319 00	32 00	14,351 00	102 34		
Culbren.....	5,454 78	830 11	4,618 67	3,086 96	41 16	3,045 80	44 00	3,089 80	66 90		
Dereham and West Oxford.....	16,798 13	3,708 31	13,089 82	24,180 84	3,224 52	20,956 32	151 00	21,107 32	161 25		
Dorchester North and South.....	31,279 62	4,344 39	26,935 23	44,540 18	6,444 48	38,095 70	41 43	38,095 70	141 43		
Downie.....	8,967 65	571 10	8,426 55	11,072 47	11,072 47	219 25	11,291 72	134 00		
Duffryn Farmers.....	29,031 91	2,266 27	26,765 64	38,759 23	1,997 92	36,761 31	262 70	37,024 01	138 33		
Dumfries N. and Waterloo S.....	65,343 40	2,656 62	62,686 78	66,772 82	1,604 22	65,168 60	184 40	65,353 00	104 25		
Dunwich.....	16,395 77	447 50	16,948 27	5,850 35	5,850 35	89 70	5,940 05	35 05		
Easthope South.....	19,958 46	19,958 46	14,245 57	14,245 57	168 35	14,414 92	72 22		
Elkton.....	13,523 46	161 53	13,361 93	16,387 29	16,387 29	153 00	16,543 29	123 81		
Elma.....	24,124 05	24,124 05	41,520 00	41,520 00	41,673 00	172 74		
Eramosa.....	7,966 99	1,919 15	6,047 84	11,252 27	4,756 83	6,495 44	32 00	6,527 44	107 93		
Erie.....	13,784 55	1,888 42	11,896 13	10,838 84	1,677 50	9,161 34	36 00	9,197 34	77 31		
Farmers' Central.....	170,704 77	28,790 55	141,914 22	248,169 19	61,751 68	186,417 51	3,487 56	189,905 07	133 82		
Farmers' Union.....	103,710 37	4,673 35	99,037 02	133,147 53	11,276 64	121,870 89	878 00	122,748 89	123 94		
Formosa.....	39,826 49	8,719 55	31,106 94	60,814 05	14,664 10	46,149 95	583 05	46,733 00	150 23		
Germania.....	62,365 14	15,564 44	46,800 70	36,156 22	4,153 75	32,002 47	337 45	32,340 92	69 10		
Glennary.....	34,311 74	6,096 70	28,215 04	57,253 15	8,342 80	48,890 35	599 50	49,489 85	175 40		
Grand River.....	12,293 34	820 00	11,473 34	21,875 68	2,734 89	19,140 79	200 00	19,160 79	16 70		
Greenville Patron.....	75,888 84	3,660 75	72,228 09	84,341 82	3,994 31	80,347 51	757 90	85,099 72	112 14		
Grey and Bruce.....	23,272 69	19,611 94	24,953 61	24,953 61	202 95	21,162 25	107 90		
Guelph Township.....	3,001 82	247 75	2,754 07	2,854 33	2,854 33	2,854 33	103 64		

Halton Union.....	31,190 331	5,534 65	25,655 68	45,305 24	7,379 95	37,925 29	204 20	38,129 49
Hamilton Township.....	15,731 49	1,155 08	14,576 41	6,959 71	1,150 50	5,809 21	115 05	5,924 26
Hay Township.....	15,539 75	1,539 75	13,101 97	20 00	13,101 97	13,101 97	139 00	13,240 97
Hopewell Creek.....	2,688 53	315 10	2,373 43	23,742 63	20 00	20 00	4 00	23,003 93
Howard.....	29,709 72	535 75	29,173 97	86,000 04	18,605 02	23,742 63	161 30	23,003 93
Howick.....	61,143 43	1,321 59	47,923 84	94,382 98	5,033 77	67,395 02	603 50	68,570 14
Kent and Essex.....	76,029 29	1,100 48	74,928 81	94,382 98	5,033 77	89,351 21	603 50	89,954 11
Lambton.....	54,158 00	1,292 18	52,865 82	62,554 97	2,265 24	60,289 73	619 85	60,909 58
Lanark County.....	130,556 36	548 08	130,008 28	105,647 81	441 00	105,206 81	1,011 80	106,218 61
Lenoix and Addington.....	15,164 11	614 40	14,549 71	14,682 64	117 18	14,565 46	70 10	14,635 56
Lobo.....	6,725 99	315 00	6,410 99	6,360 89	11,389 37	6,360 89	64 70	6,425 37
London Township.....	10,356 58	186 00	10,170 55	11,389 37	1,761 30	1,761 30	30 00	1,791 30
McGillivray.....	3,326 80	97 80	3,229 00	1,761 30	1,761 30	1,761 30	30 00	1,791 30
McKillop.....	21,885 75	1,143 95	20,741 80	56,343 81	4,720 41	51,622 39	297 70	51,927 09
Maple Leaf.....	56,833 55	6,029 68	50,803 87	32,662 14	312 80	32,349 34	188 70	32,343 34
Nassau.....	24,011 64	643 22	23,368 42	19,153 62	300 00	32,485 62	58 70	18,912 32
Norfolk.....	14,659 65	438 68	14,220 97	30,149 10	2,700 00	27,449 10	122 85	27,571 95
Norfolk North.....	15,867 01	538 00	15,329 01	7,889 15	7,889 15	7,889 15	7,889 15	15,170 47
Oneta.....	5,413 01	785 20	4,627 81	17,111 30	1,162 31	15,949 49	231 25	16,180 74
Ontario Threshermen's.....	12,507 85	3,674 67	12,507 85	16,629 70	1,162 31	15,345 48	168 00	15,635 39
Otter.....	29,443 11	8,070 99	21,372 12	75,887 01	4,158 77	3,407 32	17 00	5,717 32
Oxford.....	8,070 99	1,994 58	6,496 39	75,887 01	4,158 77	3,407 32	17 00	5,717 32
Peel County.....	73,391 84	6,753 03	66,638 81	75,887 01	8,512 55	66,574 46	1,436 60	67,711 26
Peel and Maryborough.....	55,889 81	1,316 33	54,573 48	97,009 44	30 00	97,009 44	435 60	24,808 79
Prescott.....	71,142 00	2,937 00	71,265 46	81,523 90	10,156 32	80,443 12	760 55	81,703 67
Pulsinch.....	12,669 28	1,205 60	11,463 68	20,562 90	200 00	20,362 90	51 10	20,414 00
Saltfleet and Mimbrook.....	14,826 38	642 30	14,184 28	17,119 65	1,048 95	11,370 70	185 00	20,491 74
Southwold.....	10,197 28	1,900 19	9,007 09	17,119 65	1,048 95	11,370 70	185 00	20,491 74
Sydenham.....	11,047 89	3,559 43	10,668 43	15,739 64	13,273 76	15,405 74	2,388 74	15,662 64
Townsend.....	22,341 53	379 20	22,341 53	24,507 29	2,056 60	24,507 29	33 00	24,711 29
Usborne and Hibbert.....	6,723 20	488 80	6,234 40	10,566 60	62 03	10,638 63	13 50	10,707 10
Walpole.....	89,098 78	2,862 04	86,236 74	106,461 93	108 90	106,399 90	1,085 05	107,484 95
Waterloo North.....	34,681 77	752 52	32,929 25	41,834 71	4 00	41,725 81	522 00	42,247 81
Waterloo West.....	12,438 56	558 98	11,879 58	15,601 93	4 00	15,597 93	123 00	15,720 93
Watershed Township.....	10,913 13	493 19	10,423 94	7,821 11	3,684 47	10,430 67	78 00	7,809 11
Williams East.....	1,082 84	1,081 43	9,941 41	14,115 14	3,684 47	10,430 67	70 00	10,500 67
Yarmouth.....	1,022 84	1,081 43	9,941 41	14,115 14	3,684 47	10,430 67	70 00	10,500 67
Totals.....	2,253,774 54	159,901 45	2,093,873 09	2,466,779 59	2,253,336 27	2,231,443 32	22,464 61	2,253,907 93
ASSOCIATED NEW ENGLAND FACTORY MUTUALS								
American Mut. Fire Ins. Co., Providence, R.I.....	26,218 49		26,218 49	929 55		929 55		929 55
Arkwright Mut. Fire Ins. Co., Boston, Mass.....	62,032 12		62,032 12	3,223 54		3,223 54		3,223 54
Blackstone Mut. Fire Ins. Co., Providence, R.I.....	51,010 99		51,010 99	2,142 50		2,142 50		2,142 50
Boston Mfrs. Mut. Fire Ins. Co., Boston, Mass.....	91,095 27		91,095 27	4,525 13		4,525 13		4,525 13
Cotton & Woodlen Mfrs. Mut. Ins. Co., Boston, Mass.....	20,197 06		20,197 06	294 48		294 48		294 48
Enterprise Mut. Fire Ins. Co., Providence, R.I.....	26,218 49		26,218 49	929 55		929 55		929 55
Fall River Mfrs. Mut. Ins. Co., Fall River, Mass.....	29,323 28		29,323 28	1,768 96		1,768 96		1,768 96
Firemen's Mut. Ins. Co., Providence, R.I.....	90,672 40		90,672 40	2,562 51		2,562 51		2,562 51
Hope Mut. Fire Ins. Co., Providence, R.I.....	20,144 57		20,144 57	587 39		587 39		587 39
Totals.....	696 51		696 51	3,223 54		3,223 54		3,223 54
Totals.....	703 89		703 89	982 54		982 54		982 54
Totals.....	1,119 61		1,119 61	1,119 61		1,119 61		1,119 61
Totals.....	167 48		167 48	167 48		167 48		167 48
Totals.....	696 51		696 51	929 55		929 55		929 55
Totals.....	654 24		654 24	654 24		654 24		654 24
Totals.....	1,315 30		1,315 30	1,315 30		1,315 30		1,315 30
Totals.....	466 39		466 39	466 39		466 39		466 39


TABLE XI.—FIRE PREMIUMS AND LOSSES IN ONTARIO—1931—Continued

Companies	Premiums Written			Losses Paid						Ratio of losses written to premiums earned		Net premiums earned		Net losses incurred		Ratio net losses incurred to net premiums earned			
	Gross return premiums	Licensed reinsurance ceded		Net	Gross	Licensed reinsurance received	Claims paid (net)	Adjustment expenses (net)	Total (net)		Ratio of losses written to premiums earned		Net premiums earned		Net losses incurred		Ratio net losses incurred to net premiums earned		
		\$	c.						\$	c.	\$	c.	\$	c.	\$	c.	\$	c.	\$
Industrial Mut. Ins. Co., Boston, Mass.	10,250 94			10,250 94	135 33		135 33			135 33	1.32	10,558 48		78 33					.74
Keystone Mut. Fire Ins. Co., Philadelphia, Pa.	10,435 83			10,435 83	79 28		79 28			79 28	.76	12,497 50		85 53					.68
Manton Mut. Fire Ins. Co., Philadelphia, Pa.	9,613 83			9,613 83	72 34		72 34			72 34	.75	11,332 70		78 59					.69
Manfrs. Mut. Fire Ins. Co., Providence, R.I.	43,697 47			43,697 47	1,549 26		1,549 26			1,549 26	3.55	60,446 29		1,160 86					1.92
Mechanics Mut. Fire Ins. Co., Providence, R.I.	26,218 49			26,218 49	929 55		929 55			929 55	3.55	36,267 79		696 51					1.92
Mercantile Mut. Fire Ins. Co., Providence, R.I.	19,088 93			19,088 93	539 48		539 48			539 48	2.82	16,652 91		383 99					2.30
Merchants Mut. Fire Ins. Co., Providence, R.I.	29,413 68			29,413 68	1,199 90		1,199 90			1,199 90	4.08	35,790 70		618 14					1.73
Mill Owners Mut. Fire Ins. Co., Chicago, Ill.	1,369 54			1,369 54	347 64		347 64			347 64	25.40	3,220 46		347 64					10.80
Narragansett Mut. Fire Ins. Co., Providence, R.I.	9,544 47			9,544 47	269 74		269 74			269 74	2.82	8,351 19		138 46					1.65
National Mut. Assurance Co., Philadelphia, Pa.	2,866 84			2,866 84	22 03		22 03			22 03	.76	3,402 10		25 15					.74
Paper Mill Mut. Ins. Co., Boston, Mass.	7,561 30			7,561 30	378 99		378 99			378 99	3.09	12,284 66		23 77					1.87
Philadelphia Mfrs. Mut. Fire Ins. Co., Philadelphia, Pa.	20,248 35			20,248 35	435 57		435 57			435 57	2.15	20,472 77		431 04					2.11
Protection Mut. Fire Ins. Co., Chicago, Ill.	2,054 33			2,054 33	521 45		521 45			521 45	25.36	4,761 08		521 45					11.62
Rhode Island Mut. Fire Ins. Co., Providence, R.I.	43,697 47			43,697 47	1,549 26		1,549 26			1,549 26	3.55	60,446 30		1,160 86					1.92
Rubber Mfrs. Mut. Ins. Co., Boston, Mass.	20,324 21			20,324 21	291 77		291 77			291 77	1.44	21,614 73		168 77					.78
State Mut. Fire Ins. Co., Providence, R.I.	52,436 95			52,436 95	1,859 10		1,859 10			1,859 10	3.55	72,535 61		1,393 01					1.92
Wat Cheer Mut. Fire Ins. Co., Providence, R.I.	20,144 57			20,144 57	587 44		587 44			587 44	2.91	29,194 84		466 44					1.61
Worcester Mfrs. Mut. Ins. Co., Worcester, Mass.	28,248 92			28,248 92	1,475 06		1,475 06			1,475 06	5.22	34,557 66		518 77					1.50
Totals	774,128 79			774,128 79	29,206 80		29,206 80			29,206 80	3.79	934,309 59		15,099 78					1.62

OTHER MUTUALS												
Central Manufacturers.....	36,437 53	5,333 86	5,333 86	7 07	37,948 93	81 75	5,333 86	14 63	28,894 21	5,535 31	19 15
Hardware Dealers.....	112,349 72	5,385 43	38,937 75	37,948 93	38,930 68	36 39	101,373 56	32,120 02	31 68
Lumbermen's Mutual Ins.....	37,249 27	12,016 51	12,016 51	12,016 51	12,016 51	33 25	33,602 13	12,126 51	36 08
Mill Owners.....	119,324 25	11,491 38	94,779 64	4,078 73	89,103 70	1,597 21	90,700 91	84 11	100,056 01	77,961 62	77 92
Minnesota Implement.....	112,349 72	5,385 43	38,937 75	37,948 93	38,930 68	36 40	101,373 56	32,120 02	31 68
Northwestern Mutual.....	227,935 57	17,248 62	113,914 30	8,108 87	103,331 66	2,413 77	105,745 43	50 19	212,773 85	89,700 80	42 16
Retail Hardware.....	112,349 72	5,385 43	38,937 75	37,948 93	38,930 68	36 39	101,373 56	32,120 02	31 68
United Mutual.....	47,660 36	14,331 71	43,660 71	11,560 72	37,948 93	81 75	38,930 68	96 31	32,879 61	24,258 31	73 78
Totals.....	805,656 14	59,228 00	386,518 27	23,829 53	355,185 43	7,503 31	362,688 74	48 59	712,326 49	305,942 61	42 96
CASH MUTUALS												
(Without Share Capital)												
Economical.....	301,058 96	42,307 30	169,548 33	23,462 18	142,506 08	3,580 07	146,086 15	56 45	242,017 25	146,129 46	60 38
Gore District.....	281,675 39	45,057 15	226,962 73	40,542 62	184,201 04	2,219 07	186,420 11	78 76	255,430 19	178,501 79	69 88
Millers' National.....	110,699 59	18,690 64	78,551 51	5,862 87	71,291 43	1,397 21	72,688 64	79 00	101,132 48	70,968 44	70 24
Portage La Prairie.....	256,759 89	53,391 33	203,368 56	61,231 02	172,159 21	2,864 05	175,023 26	86 06	215,047 14	173,098 39	80 49
Waterloo.....	83,896 84	26,015 38	57,881 46	5,525 59	5,525 59	9 55	27,435 81	5,612 34	20 46
Wawanesa.....	317,434 94	55,432 65	309,656 00	59,463 37	242,009 49	8,163 14	250,172 63	95 48	283,600 99	247,168 38	87 15
Totals.....	212,638 08	8,130 29	204,502 79	4,170 99	40,047 27	1,078 97	41,126 24	20 11	126,904 10	62,451 02	49 21
Totals.....	1,564,163 69	249,024 74	1,071,775 67	194,733 05	857,740 11	19,302 51	877,042 62	66 69	1,251,567 96	883,929 82	70 62
CASH MUTUALS												
(With Share Capital)												
Commerce Mutual.....	18,045 46	6,881 55	6,812 38	69 17	6,881 55	38 13	15,379 40	6,881 55	44 74
Stanstead and Sherbrooke.....	102,467 13	14,833 04	60,124 64	7,558 64	51,667 36	898 64	52,566 00	59 98	87,301 97	55,215 11	63 25
Totals.....	120,512 59	14,833 04	67,006 19	7,558 64	58,479 74	967 81	59,447 55	56 25	102,681 37	62,096 66	60 47
RECIPROCAL EXCHANGES												
Affiliated Underwriters.....	19,763 14	35,229 68	35,229 68	35,229 68	178 25	7,619 90	35,229 68	462 51
American Exchange Underwriters.....	2,549 25	3,432 25
Canam Exchange Subscribers	10,103 36	9,762 35
Equitable Fire Underwriters	2,615 22	7,536 73	7,536 73	7,536 73	288 19	2,505 73	7,536 73	300 78
Fireproof-Sprinklered Underwriters.....	5,284 94	272 47	272 47	272 47	5 16	3,172 65	272 47	8 59
Industrial Underwriters.....	34,339 49	879 04	879 04	879 04	2 56	41,172 92	779 04	1 85
Inter-Insurance Exchange	690 64	755 38
Lumbermen's Underwriting	118,106 22	222,445 62	222,445 62	222,445 62	188 40	133,994 96	222,551 22	166 00
Manufacturing Lumbermen's Underwriters	74,708 94	172,007 78	172,007 78	172,007 78	230 24	71,674 46	173,007 78	240 00
Metropolitan Inter-Insurers	22,403 00	2,214 09	2,214 09	2,214 09	9 88	19,252 51	1,929 09	10 02
National Lumber Manfrs. Inter-Insurers Exchange	5,808 29	23,125 27	23,125 27	23,125 27	398 10	10,590 91	23,125 27	218 40
New York Reciprocal Underwriters	24,883 29	2,332 66	2,332 66	2,332 66	9 37	25,579 91	1,992 66	7 79
Reciprocal Inter-Insurance Exchange	841 53	637 86
Tornado Inter-Insurance Exchange	2,373 22	2,507 23
Underwriters Exchange	2,864 21	2,226 46
Warner Reciprocal Insurers	479 99	355 13
Totals.....	327,814 73	466,043 34	466,043 34	466,043 34	142 17	336,047 61	465,423 94	138 50

TABLE XI.—FIRE PREMIUMS AND LOSSES IN ONTARIO—1931—Continued
 RECAPITULATION

Companies	Premiums Written			Losses Paid						Ratio of losses paid to premiums written		Net premiums earned		Net losses incurred		Ratio net losses incurred to net premiums earned							
	Gross less return premiums		Licensed reinsurance ceded	Gross		Licensed reinsurance received		Claims paid (net)		Adjustment expenses (net)		Total (net)											
	\$	c.	\$	c.	\$	c.	\$	c.	\$	c.	\$	c.	\$	c.	\$	c.	\$	c.	\$	c.			
RECAPITULATION																							
Joint Stock Companies.....	20,794,735	29	4,090,085	58	16,704,649	71	11,978,242	80	2,113,409	79	9,590,846	52	273,986	49	9,864,833	01	59.05	17,107,869	88	9,512,759	06	55.60	
Mut. Insurance Corporations:																							
(a) Farmers' Mutuals.....	2,253,774	54	159,901	45	2,093,873	09	2,466,779	59	235,336	27	2,231,443	32	22,464	61	2,253,907	93	107.64						
(b) Associated New England Factory Mutuals.....	774,128	79	774,128	79	29,206	80	29,206	80	29,206	80	3.79	934,309	59	15,099	78	1.62	
(c) Other Mutuals.....	805,656	14	386,518	27	386,518	27	23,829	53	355,185	43	7,503	31	362,688	74	48.59	712,326	49	305,942	61	42.96	
Cash Mutual Insurance:																							
(a) Without Share Capital.....	1,564,163	69	249,024	74	1,315,138	95	1,071,775	67	194,733	05	857,740	11	19,302	51	877,042	62	66.69	1,251,567	96	883,929	82	70.62	
(b) With Share Capital.....	120,512	59	14,833	04	67,006	19	67,006	19	7,558	64	58,479	74	967	81	59,447	55	56.35	102,681	37	62,096	66	60.47	
Reciprocal Exchanges.....	327,814	73	466,043	34	466,043	34	466,043	34	466,043	34	142.17	336,047	61	465,423	94	138.50	



Employers Liability.....	365,247 69	731 99	364,515 70	184,395 88	250 90	153,591 40	184,144 98	50,511	365,128 85	235,839 98	64,59
Federal Insurance Co.....	38,527 03		38,527 03	13,309 60		11,587 80	13,309 60	34,55	25,267 25	18,236 39	72,17
Fidelity & Cas. Co. of N. Y.....	346 51		346 51						207 91		
Fidelity Ins. of Canada.....	69,397 34	3,068 13	66,329 21	55,325 55		49,911 25	55,325 55	83,41	76,098 82	65,021 15	85,44
Fidelity Phoenix Fire of N.Y.....	248 00		248 00						216 98		
Fire Ass'n. of Philadelphia.....	774 88		774 88						3,604 37	15,878 82	433,33
Firemen's Ins. of Newark.....			4,346 42	368 20		227 51	368 20	8,47	2,734 34	538 20	19,68
First National.....			215,640 23	133,751 90		121,107 41	133,751 90	62,03	245,022 71	93,718 75	38,25
Franklin Fire of Philadelphia.....	215,640 23		215,640 23								
General Accident.....	27,884 31		29,884 31	16,672 59		14,441 31	16,672 59	55,78	30,978 43	16,079 41	24,03
General Accident, Fire & Life.....	27,067 46		27,067 46						33,971 58	14,800 02	86,50
General Casualty.....	27,485 20	1,312 44	26,172 76		12 15	4,383 54	5,461 63	14,98	23,594 29	20,490 47	86,50
General Exchange.....	144,111 20		144,111 20			58,861 62	66,150 14	45,90	149,952 86	54,924 14	36,63
General of Paris.....			8,080 79	2,525 56		2,302 18	2,525 56	31,25	5,105 54	3,290 34	64,45
General Insurance.....			15,584 53	3,378 16		2,859 37	3,378 16	21,68	11,700 21	2,878 10	74,60
Glens Falls.....	217,998 02	22,457 48	192,550 53	109,208 97	10,536 54	87,250 01	109,208 97	50,71	202,858 78	99,369 34	48,98
Globe & Rutgers Fire.....	115,986 89	329 76	115,657 16	58,900 97	667 00	52,517 36	58,900 97	50,36	111,111 66	64,632 43	58,15
Globe & Rutgers Fire.....			49 45	-9,792 55		-10,207 10	414 55		-49 45		
Great American Insurance.....	- 78 67		- 78 67						- 8 47		
Guardian Insurance.....	60,577 06	996 06	59,581 00	17,298 97	232 95	12,462 06	17,298 97	78,34	59,646 85	65,506 87	38,20
Guarhill Ins. Co.....	121,266 90		121,266 90	54,944 37		47,640 41	54,944 37	45,31	115,149 47	72,500 87	50,89
Habax Fire.....	161,812 64		161,812 64	73,558 28		66,889 80	73,558 28	45,19	175,568 85	64,894 28	36,96
Hand-in-Hand.....	10,887 10	842 37	10,044 73	3,419 81	387 57	66,357 80	3,419 81	30,18	10,128 95	3,167 24	31,27
Harford Acc. and Indemnity.....	57,562 30	- 155 27	57,717 57	32,933 57	445 70	28,738 83	3,749 04	50,29	57,040 56	32,095 82	56,27
Harford Fire.....	12,194 57		12,194 57	3,820 77		3,720 23	3,820 77	31,33	12,282 44	3,288 27	26,77
Home Indemnity.....	79 60		79 60	76 75		76 75	76 75	96,42	50 29	751 75	1494,82
Home Insurance.....	49,823 14		49,823 14	45,706 23		41,048 89	45,706 23	91,74	76,498 22	33,624 23	43,95
*Homestead Fire.....											
Imperial Assurance.....	2,527 65	2,527 65									
Imperial Guar. and Accident.....	60,597 10	3,622 87	56,974 23	35,819 52	1,365 27	29,020 38	54,333 87	60,47	61,268 40	35,980 25	58,73
Imperial Insurance Office.....	23,401 10	55 42	23,345 68	6,492 05		5,061 65	6,492 05	27,81	23,708 06	6,277 05	26,47
Indemnity of N.A.....	19,393 52		19,393 52	5,642 92		3,441 30	5,642 92	29,10	16,274 24	6,259 22	38,45
Insurance Co. of N.A.....	7,589 61		7,589 61	1,335 55		1,172 40	1,335 55	17,60	5,928 22	1,829 55	30,86
Insurance Co. of Penna.....	306 27		306 27						186 52		
LaSalle Fire.....	3,093 75	1,626 37	1,467 38	2,242 76		2,049 30	2,242 76	152,84	1,042 88	2,242 76	136,51
Law, Union and Rock.....	37,609 02	3,858 87	33,750 15	21,461 40	552 87	20,908 53	21,461 40	61,95	38,652 87	26,153 53	67,66
Legal & Gen. Assur. Society.....	1,353 90		1,353 90	432 55		416 55	432 55	31,95	904 14	521 55	57,68
Liverpool & London & Globe.....	53,136 04	1,657 00	51,479 04	23,963 88	1,102 09	19,906 94	22,861 79	48,41	48,874 35	26,216 79	53,64
Liverpool-Manitoba.....	15,913 59	494 75	15,418 84	9,058 19	113 23	8,412 62	9,058 19	58,01	16,929 70	10,327 66	61,00
Lloyds Casualty.....	66,191 72		66,191 72	25,521 59		25,148 78	25,521 59	38,56	59,089 99	25,198 09	42,64
London Assurance.....	10,589 99	218 81	10,371 18	2,102 53		1,552 52	2,102 53	20,27	11,268 26	21,000 53	41,71
London Canada.....	24,665 82		22,745 16	11,314 06	2,500 00	8,204 04	11,314 06	47,35	24,394 68	32,89	
London Guar. and Accident.....	135,806 28		135,806 28	64,301 08		64,301 08	64,301 08	48,35	138,729 43	80,996 08	58,38
London & Lancashire & Acc.....	152,545 62	16,186 54	136,349 08	94,004 98	14,004 54	80,000 44	94,004 98	58,67	145,185 41	85,920 44	59,18
London & Lancashire Ins.....	39,771 94	1,123 78	38,648 16	19,520 14	70 79	16,362 01	19,520 14	50,32	43,793 07	21,864 35	49,93
London & Provincial.....	8,049 63		8,049 63	10,326 00		5,529 82	10,326 00	128,28	8,500 32	1,651 00	19,22
London & Scottish.....	4,923 26		4,923 26	681 42		5,30 33	681 42	13,84	4,741 08	596 42	12,58
Marine Insurance.....	5,863 24	2,461 37	3,341 87	2,500 36	880 15	1,478 86	2,500 36	48,35	2,330 03	2,988 71	63,55
Maryland Casualty Co.....	29,009 89		29,009 89	16,926 76		16,926 76	16,926 76	58,35	26,913 46	17,103 47	29,44
Merchants Casualty Co.....	65,455 80	1,250 42	64,205 38	50,576 64	1,506 60	33,471 29	50,576 64	4,598 75	67,888 04	19,988 24	34,05
Merchants Fire.....	9,801 90	749 34	9,142 56	4,398 80	1,413 00	2,601 08	4,398 80	32,65	9,844 50	3,045 80	22,06
Merchants Marine.....	706 81	- 13 00	719 81	35 06		31 77	35 06	4,87	782 76	22 06	

*All reinsured by the Home Insurance Co. of New York.

TABLE XII.—AUTOMOBILE INSURANCE PREMIUMS AND LOSSES IN ONTARIO DURING 1931—Continued

Companies	Premiums Written			Losses Paid				Ratio of losses paid to premiums written	Net premiums earned	Net losses incurred	Ratio net losses incurred to net premiums earned		
	Gross less return premiums		Net	Licensed reinsurance ceded	Gross	Licensed reinsurance received	Claims paid (net)					Adjustment expenses (net)	Total (net)
	\$	C.											
Mercury.....	47,773 15	47,773 15	47,773 15	03	18,572	03	14,789 13	3,782 90	18,572 03	38.88	44,153 46	23,044 82	49.93
Metropolitan Casualty.....	49,899 16	49,899 16	49,899 16	16	16,471 57	16	16,471 57	4,100 59	20,572 16	41.23	48,571 95	23,007 46	47.35
Motor Union.....	40,090 84	39,142 44	39,142 44	00	28,999 75	00	22,789 60	5,255 86	28,045 46	71.65	45,476 67	25,325 46	55.69
Mount Royal.....	23,350 64	23,350 64	10,164 48	55	7,794 55	55	7,794 55	2,369 93	10,164 48	43.53	38,099 60	16,169 48	42.44
National Ben Franklin.....	1,064 82	1,064 82	633 15	15	633 15	15	607 65	25 50	633 15	59.46	937 05	633 15	67.57
National Fire.....													
*National Liberty.....													
National Union Fire.....	274,721 02	274,721 02	173,394 32	32	139,017 25	32	139,017 25	34,377 07	173,394 32	63.11	284,353 24	196,410 31	69.70
National Union Indem. Co.	30,516 45	30,516 45	22,017 94	00	15,412 56	00	15,412 56	6,603 58	22,017 94	72.15	33,251 51	40,027 94	120.38
Newark Fire.....	21,842 38	21,842 38	7,404 74	74	6,901 69	74	6,901 69	503 05	7,404 74	33.90	22,941 76	3,914 74	17.06
New York.....													
New York Underwriters.....	406 48	406 48	355 67	67									
Niagara Fire.....	467 18	467 18	50 81	81	1,135 48	81	1,135 48	214 37	1,349 85	288.93	2,878 57	289 85	10.07
North British & Merc.....	88,858 27	88,858 27	45,098 94	94	41,807 48	94	41,807 48	3,291 46	45,098 94	50.75	82,946 17	50,748 94	61.18
Northern Assurance Co.....	78,158 90	74,668 46	35,896 71	71	29,419 72	71	29,419 72	6,333 14	35,752 86	47.88	75,516 82	36,937 86	48.91
Northwestern National.....	3,582 67	3,582 67	972 34	34	774 36	34	774 36	197 98	972 34	27.14	3,982 75	837 34	21.02
Norwich Union.....	216,845 39	216,845 39	114,758 56	56	100,789 49	56	100,789 49	13,969 07	114,758 56	52.92	227,361 32	105,970 56	46.61
Occidental Fire.....	7,233 46	6,871 78	10,865 40	40	5,435 84	40	5,435 84	1,084 39	6,520 23	84.88	7,099 67	3,470 23	48.88
Ocean Accident and Guar.....	277,821 80	3,597 19	274,224 61	61	163,137 36	61	145,573 49	15,765 86	161,339 58	58.84	294,094 98	176,239 35	59.93
Pacific Coast.....	19,665 88	18,859 18	4,925 27	27	4,925 27	27	4,925 27	26.12	4,925 27	26.12	20,593 29	4,385 76	21.30
Palatine.....	10,004 22	10,004 22	7,825 74	74	6,059 04	74	6,059 04	1,291 64	7,350 68	74.25	10,358 95	7,556 88	72.95
Phoenix of Paris.....	24,212 50	24,212 50	9,476 84	84	8,622 75	84	8,622 75	854 09	9,476 84	39.14	23,716 61	10,913 34	46.01
Phoenix Assurance.....	-27 89	-27 89	2,579 56	56	2,579 56	56	2,579 56		2,579 56	56.63	2,396 56	90.93	90.93
Phoenix Ins. of Hartford.....	590,487 82	589,377 15	333,749 29	29	333,749 29	29	306,266 37	27,482 92	333,749 29	56.73	590,984 70	329,304 15	55.72
Pilot.....	36,666 58	36,666 58	22,269 75	75	22,269 75	75	22,269 75		22,269 75	60.73	46,484 13	28,045 75	60.33
Preferred Accident.....	7,797 31	7,797 31	3,123 81	81	3,095 31	81	3,095 31	28 50	3,123 81	40.06	5,298 27	3,989 93	75.31
Provident.....	70,688 42	68,941 82	47,781 31	31	45,473 81	31	45,473 81	2,307 50	47,781 31	69.30	65,530 86	66,958 62	102.17
Provincial.....	56,212 89	56,212 89	19,050 36	36	14,760 30	36	14,760 30	4,290 06	19,050 36	33.89	57,533 40	18,646 36	32.41
Prudential Assurance.....	19,816 70	19,816 70	28,528 16	16	25,663 30	16	25,663 30	2,809 11	28,472 41	143.91	20,736 86	27,752 41	133.83
Queen Insurance.....	7,128 93	7,128 93	1,825 56	56	1,490 71	56	1,490 71	334 85	1,825 56	25.61	6,440 63	2,125 56	33.00
Railway Passengers.....	41,998 44	41,998 44	19,748 61	61	18,243 31	61	18,243 31	1,505 30	19,748 61	47.02	43,733 33	31,668 61	72.41
Royal Exchange.....	128,351 10	128,351 10	68,650 30	30	62,431 41	30	62,431 41	3,877 03	66,308 44	53.49	131,465 70	75,921 95	48.09
Royal Insurance.....	19,714 02	19,714 02	20,726 03	03	9,107 85	03	9,107 85	6,618 18	19,726 03	54.41	19,230 03	14,847 17	77.36
Saint Paul Fire and Marine.....	14,164 81	14,164 81	26,100 67	67	21,555 95	67	21,555 95	4,544 72	26,100 67	184.26	16,995 63	14,847 17	87.36
Scottish Fire and Marine.....	33,823 94	33,823 94	17,170 59	59	14,482 23	59	14,482 23	2,738 36	17,170 59	50.77	35,012 85	10,835 59	30.95
Scottish Union & National.....	13,875 56	13,875 56	5,244 10	10	4,204 80	10	4,204 80	1,039 30	5,244 10	37.79	12,947 40	4,303 10	33.24
Security Ins. of New Haven.....	1,644 22	1,644 22	629 63	63	578 00	63	578 00	51 63	629 63	38.29	1,797 44	1,797 44	100.00
Southern.....	12,756 51	12,756 51	2,589 51	51	2,589 51	51	2,589 51		2,589 51	20.31	10,049 98	3,749 51	37.30
Springfield Fire and Marine.....	21,772 85	21,772 85	5,898 23	23	5,753 36	23	5,753 36	144 87	5,898 23	27.08	20,438 49	6,613 23	32.35
Stuyvesant.....	29,401 89	29,401 89	106 55	55	106 55	55	106 55	1,980 39	106 55	59.52	31,484 93	14,138 59	44.90
Sun Insurance Office.....													

*All reinsured by the Home Insurance Co. of New York.

Toronto General.....	164,787 83	1,215 88	163,571 95	76,455 64	351 34	63,792 27	12,312 03	76,104 30	46, 52	162,787 54	81,506 30	50, 06
Trans-Canada.....	121,181 13		121,181 13	49,877 92	418 15	40,480 07	8,770 75	49,450 27	40, 51	107,665 47	57,418 77	53, 33
Travelers Fire.....	32,898 39		32,898 39	7,290 94		6,881 85	444 69	7,290 54	22, 18	30,630 57	8,913 24	29, 10
Travelers Indemnity Co.....	214,727 69		214,727 69	106,064 11		85,003 87	21,660 24	160,664 11	49, 67	221,416 03	104,383 27	47, 14
Travellers Insurance.....												
Union Assurance Society.....	25,552 44	- 1 20	25,553 64	13,454 06	4 16	12,095 60	1,355 14	13,450 74	52, 64	24,942 90	11,200 74	44, 91
Union Fire of Paris.....	8,508 08		8,507 08	7,783 90		7,352 20	7,352 20	7,783 50	9, 48	3,434 97	1,124 50	32, 74
Union Indemnity.....	43,588 48		43,588 48	8,033 30		6,831 04	1,204 46	8,033 50	18, 56	21,177 83	18,190 50	83, 76
Union Ins. Society of Canton	116,251 51	5 00	115,868 49	73,540 95		63,942 08	9,598 87	73,540 95	63, 10	119,774 24	74,632 92	62, 43
Union Marine.....	2,675 51	10 86	2,654 65	7,785 30		1,550 78	234 52	1,785 30	66, 00	1,987 56	2,135 30	60, 43
United British.....	28,656 63	2,105 13	26,531 50	7,537 92	187 35	6,177 51	1,173 06	7,350 57	27, 70	30,730 23	4,657 57	15, 16
United States Casualty.....												
United States Ind. & Guar.....	82,232 46	1,236 67	80,995 79	60,416 16	285 11	52,542 82	7,588 23	60,131 05	74, 24	93,833 50	65,657 46	69, 97
United States Fire.....												
United States Guarantee.....												
Uniona Fire.....	1,042 35	830 27	212 08	37 06		24 56	12 50	37 06	17, 47	73 82	37 06	50, 20
Washington Fire Co.....	28,088 76		28,088 76	2,974 52		2,694 38	280 14	2,974 52	10, 59	15,917 89	4,031 52	25, 33
Western Assurance.....	175,821 39	4,222 00	171,599 39	78,684 00	1,027 67	67,581 16	10,075 17	77,656 33	45, 25	179,760 20	73,655 33	40, 97
Western Fire Office.....												
World Fire and Marine.....	7,766 76		7,766 76	6,177 20		5,398 90	778 39	6,177 29	79, 53	8,144 15	6,011 14	73, 81
World Marine and General.....	42,737 43	21,368 72	21,368 71	6,614 24	3,307 12	2,611 85	695 27	3,307 12	15, 48	22,411 09	4,146 12	18, 50
Yorkshire.....	65,162 87	274 57	64,888 30	27,987 48	1,602 40	17,843 47	8,541 61	26,385 08	40, 66	70,312 20	33,735 08	47, 98
Zurich Gen. Acc. & Liability	125,929 34		125,929 34	60,626 02		52,154 28	8,471 74	60,626 02	48, 14	119,412 30	64,706 02	55, 19
MUTUALS												
Central Manufacturers.....	35,515 81		35,515 81	2,735 06		2,735 06		2,735 06	7, 70	33,982 78	2,870 53	8, 45
Hardware Dealers.....	1,207 55		1,207 55	40 13		33 05	7 08	40 13	3, 32	1,005 13	44 13	4, 39
Lumbermen's Mut. Casualty	205,365 25		205,365 25	55,716 10		55,716 10		55,716 10	27, 13	194,761 31	80,765 49	41, 46
Lumbermen's Mutual Ins.....	1,607 44		1,607 44	63 34		63 34		63 34	3, 94	1,328 51	63 34	4, 76
Minnesota Implement.....	1,207 55		1,207 55	40 13		33 05	7 08	40 13	3, 32	1,005 13	44 13	4, 39
Northwestern Mutual.....	15,799 92		15,799 92	2,897 96		2,694 35	203 61	2,897 96	18, 34	14,925 10	4,022 46	26, 95
Portage La Prairie Mutual.....	97,329 63	49,201 89	48,127 74	13,095 31	6,127 33	6,967 98		6,967 98	14, 48	29,304 98	8,464 80	28, 88
Retail Hardware.....	1,207 55		1,207 55	40 13		33 05	7 08	40 13	3, 32	1,005 13	44 13	4, 39
Wawanesa Mutual.....	58,039 79		58,039 79	6,572 56		5,601 16	971 40	6,572 56	11, 33	49,178 79	22,779 32	46, 32
RECIPROCAL												
Detroit Automobile Inter-Ins.....												
Totals.....	9,100,965 75	270,463 48	8,830,502 29	4,445,841 66	122,323 90	3,796,795 10	526,722 66	4,323,517 76	48, 96	8,968,620 70	4,601,104 77	51, 30

TABLE XIII.—CASUALTY AND MISCELLANEOUS (OTHER THAN AUTOMOBILE) PREMIUMS AND LOSSES IN ONTARIO DURING 1931, ACCORDING TO CLASSES OF INSURANCE ACCIDENT

Companies	Premiums Written			Losses Paid							Ratio of losses written to premiums		Net premiums earned		Net losses incurred		Ratio net losses incurred to net premiums earned	
	Gross less return premiums	Licensed reinsurance ceded		Net	Gross	Licensed reinsurance received	Claims paid (net)		Adjustment expenses (net)	Total (net)	Ratio of losses written to premiums	Net premiums earned	Net losses incurred	Ratio net losses incurred to net premiums earned				
		\$	c.				\$	c.							\$	c.	\$	c.
Aetna Life	2,122 40			2,122 40	705 75		1,867 90	705 75		1,867 90	122 91	1,867 90	1,832 10	122 91	1,871 41	705 75	37 71	
Alliance Assurance	5,360 93	527 92		4,833 01	1,800 38		6,607 04	1,800 38		1,800 38	37 25	1,800 38	1,233 38	37 25	4,879 03	1,233 38	25 28	
Bankers' Indemnity	4,061 91	350 95		3,710 96	2,282 97		6,082 32	2,282 97		2,282 97	61 52	2,282 97	2,457 97	61 52	3,205 19	2,457 97	76 69	
British American	2,151 21	116 24		2,035 00	761 82		3,711 37	711 37	29 41	608 32	29 89	2,035 34	408 32	29 89	2,035 34	408 32	19 85	
British Empire	2,418 59	3,822 12		2,418 59	9,817 65		9,430 38	711 37		9,430 38	39 77	2,438 39	1,561 37	39 77	2,438 39	1,561 37	69 44	
Canada Accident & Fire	27,532 69	1,730 96		23,710 57	167 12		167 12	387 27		9,430 38	11 13	27,399 42	11,135 38	11 13	27,399 42	11,135 38	40 65	
Canadian Surety	1,730 96	229 67		1,501 29	167 12		167 12			167 12	167 12	167 12	542 12	167 12	929 60	542 12	58 32	
Canadian General	776 35			776 35	167 50		167 50			167 50	21 57	167 50	167 50	21 57	357 51	167 50	46 85	
Canadian Security	90 00			90 00														
Car and General	1,559 16	39 45		1,519 71	1,867 90		1,867 90	1,867 90		1,867 90	122 91	1,867 90	1,484 43	122 91	1,484 43	1,484 43		
Casualty Co. of Canada	19,168 54	1,672 50		17,496 04	6,607 04		6,607 04	441 75		6,165 29	35 24	6,165 29	17,074 92	35 24	17,074 92	572 12	3 35	
Century Indemnity	664 50			664 50	35 00		35 00			35 00	5 26	35 00	1,512 29	5 26	1,512 29	35 00	2 31	
Century Insurance Co	1,164 63			1,164 63	146 43		146 43			146 43	12 59	146 43	687 52	12 59	687 52	146 43	21 29	
Commercial Union	2,821 72	372 49		2,449 23	245 70		245 70	13 33		232 37	9 49	232 37	1,987 16	9 49	1,987 16	232 37	11 69	
Confederation																		
Consolidated Fire																		
Continental Casualty	119,013 25	321 42		118,691 83	41,710 95		41,710 95	476 11		41,710 95	35 14	41,710 95	37,581 85	35 14	41,710 95	37,581 85	49 52	
Dom. of Canada General	173,127 29	16,408 55		156,718 74	83,540 85		83,540 85	5,268 67		77,272 18	49 94	77,272 18	164,434 23	49 94	164,434 23	80,933 93	30 28	
Dominion Fire	1,173 75	1,173 75		1,173 75	287 22		287 22			287 22	14 28	287 22	80,933 93	14 28	80,933 93	49 52		
Employers' Liability	146,792 30	406 37		146,385 93	61,556 34		61,556 34			61,556 34	42 04	61,556 34	56,662 06	42 04	180,837 53	56,662 06	31 33	
Fidelity & Casualty of N. Y.	281 10			281 10									168 60		168 60			
Fidelity Insurance of Canada	8,136 71	4,602 61		3,534 10	12,774 54		12,774 54	5,706 48		6,568 06	185 85	6,568 06	3,651 35	185 85	3,651 35	6,734 40	184 40	
General Accident of Canada	56,203 88	3,175 92		53,027 96	25,471 94		25,471 94	895 39		24,092 17	46 35	24,092 17	31,626 68	46 35	31,626 68	23,553 41	45 62	
Gen. Accident, Fire & Life	3,509 91	94 21		3,415 70	2,438 46		2,438 46	11 28		2,282 10	68 04	2,282 10	3,302 24	68 04	3,302 24	1,823 18	55 21	
General Casualty of Paris	9,766 97	203 24		9,563 73	2,712 05		2,712 05	11 00		2,701 05	28 25	2,701 05	8,999 75	28 25	8,999 75	2,713 05	30 14	
Globe Indemnity	43,898 74	3,616 24		40,282 50	21,008 43		21,008 43	2,902 75		18,105 68	44 95	18,105 68	42,675 60	44 95	42,675 60	15,580 18	36 51	
Guardian Ins. of Canada	8,653 79			8,653 79	4,462 75		4,462 75			4,462 75	51 57	4,462 75	7,994 04	51 57	7,994 04	5,421 75	67 82	
Guildhall	1,811 27	131 67		1,679 60	4,384 65		4,384 65			384 65	22 90	384 65	1,703 32	22 90	1,703 32	309 65	18 18	
Hardford Acc. & Indemnity	7,503 57	657 23		6,846 34	3,271 59		3,271 59	80 00		3,271 59	47 79	3,271 59	6,966 06	47 79	6,966 06	4,487 30	64 42	
Home Indemnity	105 75			105 75														
Hudson Bay																		
Imperial Guar. & Acc. Co.	54,221 04	3,871 46		50,349 58	15,990 61		15,990 61	131 25		15,589 36	31 50	15,589 36	51,684 40	31 50	51,684 40	9,634 36	18 64	
Imperial Insurance Office	3,059 08	439 02		2,620 06	1,091 04		1,091 04	15 73		901 36	36 69	901 36	2,386 04	36 69	2,386 04	996 36	41 76	
Law, Union and Rook	2,676 78	228 31		2,448 47	307 13		307 13			307 13	12 54	307 13	1,840 00	12 54	1,840 00	357 13	19 41	
Legal & General	7,280 50	546 59		6,733 91	5,307 30		5,307 30	511 30		4,796 49	71 23	4,796 49	6,936 98	71 23	6,936 98	3,596 49	51 85	
Liverpool & London & Globe	8,640 96	204 19		8,436 77	8,346 42		8,346 42	10 71		8,079 71	98 80	8,079 71	8,154 95	98 80	8,154 95	2,343 71	28 74	
Lloyd's Casualty	28,303 20	4,790 43		23,512 77	2,275 62		2,275 62	871 63		2,262 87	8 04	2,262 87	4,427 62	8 04	4,427 62	2,525 22	25 22	
London Guar. & Accident	44,495 54	39,705 11		21,292 50	2,975 50		2,975 50	285 57		20,420 87	51 43	20,420 87	37,459 11	51 43	37,459 11	22,623 87	60 39	
London & Lancs. Guar. & Ac.	37,950 79	4,594 67		33,356 12	19,604 04		19,604 04	2,596 02		17,008 02	50 99	17,008 02	22,388 02	50 99	22,388 02	35,121 47	63 74	

London & Provincial.....	928 03	591 54	591 54	63.74	938 21	616 54
Maryland Casualty.....	260 41	2,734 23	2,734 23	23.30	227 30	1,250 00
Metropolitan Casualty.....	11,731 41	853 68	853 68	26.37	11,693 55	2,615 42
Monarch Accident.....	3,237 19	2,901 92	393 68
Motor Union.....	2,859 73	977 59	977 59	34.30	3,141 43	1,077 59
National Union Indem. Co.....	2,442 51	1,790 63	1,790 63	70.83	2,724 68	1,853 63
North American Accident.....	7,070 12	1,259 04	1,259 04	17.41	7,561 92	1,079 04
North British & Mercantile.....	15,253 28	5,348 84	5,348 84	391 16	9,556 21	3,643 22
Northern Assurance.....	35,257 19	4,605 82	4,605 82	11.048 03	30,938 49	9,693 97
Norwich Union.....	5,924 47	87 50	87 50	14.77	453 15	87 50
Occidental Fire.....	114,500 42	48,166 23	48,166 23	751 00	102,314 02	34,770 64
Ocean Accident & Guar.....	272 58	4,354 64	4,354 64	13 16	244 22	354 09
Pilot.....	17,793 46	4,327 26	4,327 26	18,356 30	6,976 02
Provident.....	2,530 49	897 80	897 80	26 78	2,185 13	871 02
Prudential Assur. Co., Ltd.....	19,483 94	8,625 57	8,625 57	67.46	19,884 83	4,875 57
Railway Passengers.....	7,348 15	3,522 78	3,522 78	66 94	5,956 19	38 99
Royal Exchange.....	22,110 21	21,323 21	21,323 21	25,034 03	22,577 54	29,979 03
Royal Insurance.....	3,354 55	2,966 70	2,966 70	6 00	3,132 16	7,977 47
Scottish Metropolitan.....	6,178 82	5,603 43	5,603 43	2,539 77	5,991 49	2,294 91
Sun Insurance Office.....	3,170 20	2,181 45	2,181 45	11 52	2,236 45	6,558 45
Toronto General.....	3,384 82	248 66	248 66	194 36	2,041 72	248 66
Trans-Canada.....	151,575 53	102,999 41	102,999 41	5,757 20	151,189 12	91,775 68
Travellers' Indemnity.....	3,932 07	1,819 21	1,819 21	33 32	3,775 74	2,114 11
Union Assurance Society.....	19 87	9 87
Union Marine.....	1,560 65	336 44	336 44	95 65	973 00	95 65
United States Fidelity & Guar.....	24,762 42	24,651 66	24,651 66	20,041 11	25,065 46	16,101 11
Western.....	10,605 00	9,10 25	9,10 25	7,851 42	9,308 16	23,464 43
World Marine and General.....	11,050 14	6,662 11	6,662 11	3,947 03	4,359 78	2,425 72
Yorkshire.....	11,050 14	250 86	250 86	426 19	11,041 36	1,830 80
Zurich.....	24,499 00	24,499 00	24,499 00	54 00	23,950 43	11,795 79
MUTUAL						
Lumbermen's Mutual.....	83,555 20	83,555 20	83,555 20	50,202 00	79,760 82	58,944 17
Metropolitan Life.....	1,461,739 85	663,387 36	663,387 36	13,199 04	1,406,780 11	649,943 58
Totals.....	13,174 50	13,174 50	13,174 50	63.76	13,012 65	8,406 79

ACCIDENT AND SICKNESS COMBINED

Aetna Life.....	13,174 50	8,399 79	8,399 79	63.76	13,012 65	8,406 79
Canadian Surety.....	90 00
Car & General.....	176 70	33 00	33 00	322 24	176 70	322 24
Casualty Co. of Canada.....	330 85	470 66	470 66	3,617 15	204 99	370 69
Century Indemnity.....	10,767 64	610 36	610 36	3,617 15	8,908 28	3,617 15
Confederation Life Ass'n.....	14,027 87	1,031 95	1,031 95	6,955 52	12,723 53	6,658 85
Consolidated Fire.....	12,605 63	151 58	151 58	3,418 45	12,605 63	3,418 45
Dom. of Canada General.....	22,115 15	11,088 60	11,088 60	35 70	18,828 27	9,590 60
General Accident of Canada.....	1915 71	548 02	548 02	59 85	1,086 51	273 02
Home Indemnity.....	23,353 87	6,939 56	6,939 56	6,858 36	21,474 09	6,401 36
Lloyds Casualty.....	86,191 21	2,014 83	2,014 83	57,057 56	83,479 38	56,493 56
London Guar. & Accident.....	2,279 47	708 60	708 60	708 60	2,254 96	983 60
London & Provincial.....	13,174 50	8,399 79	8,399 79	63.76	13,012 65	8,406 79
Totals.....	1,461,739 85	663,387 36	663,387 36	13,199 04	1,406,780 11	649,943 58

	885 05	397 74	487 31	167 04	75 07	91 97	292 39	91 97	18.87	292 39	91 97	31.4
Royal.....												
Travellers Fire.....												
United States Fidelity.....												
United States Fire.....												
World Fire and Marine.....												
Totals.....	25,076 49	397 74	24,678 75	28,849 15	75 07	23,988 27	4,785 81	28,774 08	116.59	20,602 57	18,190 80	88.29

BOND

Alliance Assurance.....	100 00		100 00							60 00		
Fidelity & Casualty of N. Y.....												
Imperial Insurance Office.....	31,816 32	9,933 94	21,882 38	15,348 28		13,696 67	1,651 61	15,348 28	70.14	15,427 19	26,456 28	171.49
Lloyds Casualty.....	8,303 77		8,303 77	25 00		25 00		25 00	30	10,734 40	25 00	23
Maryland Casualty.....	1,614 78		1,614 78	145 71		145 71		145 71	9.02	1,916 53	145 71	7.60
Pilot.....												
Prudential Assurance.....	2,902 08		2,902 08	540 72		540 72		540 72	18.63	3,276 78	590 72	18.02
Royal Exchange.....												
Sun Insurance Office.....	6,260 12		6,260 12							3,430 93		
Union Indemnity.....												
Totals.....	50,997 07	9,933 94	41,063 13	16,059 71		14,408 10	1,651 61	16,059 71	39.11	34,845 83	27,217 71	78.11

BURGLARY

Acadia.....	126 17	101 25	24 92	167 14	25 00	142 14		142 14	9.25	10 32	142 14	8.28
Alliance Assurance.....	1,809 43	272 48	1,536 95	396 29		360 88		396 29	17.00	1,717 50	362 97	14.58
American Surety.....	2,332 20	411 25	2,591 97	146 50		146 50	35 41	146 50	5.65	2,489 30	1,846 50	71.96
British America.....	3,003 22	37 32	717 21	134 61		124 61	10 00	134 61	18.77	5,067 87	134 61	26.56
British Canadian.....	1,754 53	107 46	1,217 77	136 35		136 35		136 35	11.21	1,167 82	136 35	11.69
British Empire.....	1,325 23		1,325 23							1,037 98	50 00	48.09
British Northwestern.....	223 00		223 00							6,668 05	675 27	10.13
Canada Accident.....	6,118 63	1,558 37	4,560 26	310 27		310 27		310 27	6.80	351 07	650 00	185.18
Canada Security.....	628 15		628 15							104 16		
Canadian Fire.....	247 05		247 05							6,450 74	2,908 68	45.09
Canadian General.....	1,679 76	1,533 58	5,946 18	2,453 68		2,310 88	142 80	2,453 68	41.26	12,036 61	2,871 28	23.85
Canadian Indemnity.....	18,543 10	1,153 31	17,389 79	2,723 78		2,587 63	136 15	2,723 78	15.66	8,171 63	579 54	7.09
Canadian Surety.....	12,955 42	3,581 92	9,373 50	1,177 42		572 66	40 24	612 90	6.54	18,817 11	2,272 40	12.07
Casualty Co. of Canada.....	25,560 17	10,108 10	15,452 07	4,440 50		2,393 57	15 49	2,393 57	8.58	1,557 39	197 06	12.65
Century Indemnity.....	1,596 66		1,596 66	137 06		122 06	15 00	137 06		168 87		
Century Insurance Co.....	239 50		239 50							656 03	157 88	24.06
Commercial Union.....	754 76	63 83	690 93	249 45		157 88	22 85	157 88	22.85	1,507 11	120 15	7.97
Continental Casualty.....	1,677 48	75 57	1,601 91	280 15		280 15	17 49	280 15	16.12	36,906 72	5,930 86	16.07
Dom. of Canada General.....	42,595 10	3,545 23	39,049 87	6,438 24		6,293 27	1 50	6,294 77	16.12	15,248 36	3,749 71	24.59
Employers Liability.....	15,183 98	-13 45	15,197 43	2,974 71		2,795 29	179 42	2,974 71	19.57	1,034 92		
Federal Fire.....	1,820 08		1,820 08							48 35		
Fidelity & Casualty of N. Y.....	80 58		80 58							9,484 12	3,534 90	37.27
Fidelity Ins. of Canada.....	8,798 93	1,061 98	7,736 95	3,961 65		3,820 40	64 50	3,884 90	50.21	29,942 62	7,691 95	25.69
Gen. Accident of Canada.....	20,936 47	539 32	30,397 15	8,105 90		8,044 95	60 95	8,105 90	26.67	231 71		
Gen. Accident, Fire & Life.....	3,733 55	847 63	1,885 92	159 47		286 37		-126 90		1,413 26	22 00	1.56
Gen. Cas. of America.....	391 86		391 86							4,274 98	1,553 50	36.34
Gen. Casualty of Paris.....	1,491 11	1 08	1,490 03	12 00		12 00		12 00	81			
General Reinsurance.....												
Globe Indemnity.....	5,147 87	457 64	4,690 23	2,483 50		2,391 50	62 00	2,453 50	52.31			
Grain Insurance.....				30 00		30 00						

TABLE XIII.—CASUALTY AND MISCELLANEOUS (OTHER THAN AUTOMOBILE) PREMIUMS AND LOSSES IN ONTARIO DURING 1931 ACCORDING TO CLASSES OF INSURANCE—Continued
BURGLARY—Continued

Companies	Premiums Written				Losses Paid				Ratio of losses written		Net premiums earned		Net losses incurred		Ratio net losses incurred to net premiums earned			
	Gross less return premiums		Licensed reinsurance ceded		Net		Gross		Licensed reinsurance received		Claims paid (net)		Adjustment expenses (net)			Total (net)		
	\$	c.	\$	c.	\$	c.	\$	c.	\$	c.	\$	c.	\$	c.		\$	c.	
Guardian Ins. of Canada	7,512	39	2,602	01	7,512	39	3,866	92	3,866	92	51	47	7,337	01	—	538	08	
Hartford Acc. & Indem.	9,941	59			7,339	58	808	59			11	02	7,512	80	1,958	59	14	09
Home Indemnity																		
Hops																		
Hudson Bay	10	00	10	00														
Imperial Guar. & Acc.	3,138	33	709	15	2,429	18	13	00	13	00	53		2,111	47	13	00	62	
Imperial Insurance Office	4,95	61			4,95	61	188	00	188	00	37	93	438	66	188	00	42	85
Indemnity of N. A.	3,362	99			3,362	99							1,775	40				
Law, Union and Rock	309	25			309	25	111	43	111	43	36	03	319	03	111	43	34	93
Legal & General																		
Liverpool & London & Globe	2,578	07	11	85	2,566	22	637	62	609	12	28	50	637	62	637	62	24	84
Loyds Casualty	1,040	11			977	61	6,458	63	6,443	47	15	16	11,559	21	6,383	63	55	23
London Guar. & Accident	20,515	81	7,011	73	13,504	08	5,232	12	3,521	51	137	51	9,729	92	3,199	02	32	88
London & Lancs. Guar. & Acc.	5,713	99	967	14	4,746	85	673	15	273	25			4,855	48	349	90	7	21
London & Provincial	675	04	—	99	774	61	72	00	72	00	3	00	792	26	100	00	12	62
London & Scottish	545	93			545	93	35	00	35	00	6	41	453	16	35	00	7	72
London Guaranty	9,907	59			9,907	59	7,348	14	7,348	14	74	17	11,197	68	7,333	49	65	49
Maryland Casualty	1,289	82			1,289	82	142	15	142	15	11	02	871	82	142	15	16	30
Metropolitan Casualty	5,906	08			5,906	08	1,516	21	281	21	25	67	6,026	47	1,516	21	25	16
National Surety	178	15			178	15	33	95	33	95			—	30	45	33	95	
National Union Indemnity																		
Niagara Fire																		
North American Accident	6,818	37	91	80	6,726	57	1,325	13	1,325	13	19	70	7,318	86	1,485	13	20	29
North British & Mercantile	20,504	11	262	89	20,241	72	4,605	20	4,605	20	22	75	20,161	46	4,334	20	21	50
Northern Assurance	11,491	03	396	63	11,094	40	2,851	50	2,604	03	247	47	11,051	58	3,688	50	33	37
Norwich Union Fire	427	06			427	06	88	00	88	00	20	61	344	02	88	00	25	58
Oxidential Fire																		
Ocean Accident & Guar.	27,137	91	1,419	26	25,718	65	5,376	91	70	85	305	47	25,067	85	5,806	06	23	16
Phoenix Assurance	241	69			241	69	201	00	201	00			182	07	201	00	110	39
Pilot	1,534	37			1,534	37	510	54	510	54	33	27	1,555	12	510	54	32	83
Porte-la-Prairie (Cash Mut.)	101	90			101	90							60	82				
Preferred Accident	95	43			95	43							186	22				
Provident	243	07			215	07							264	50				
Prudential Assurance	1,642	78	242	71	1,400	07							1,214	71				
Railway Passengers	2,063	91			2,063	91	200	04	200	04			2,108	47	1,050	04	49	80
Reliance	52	00			52	00												
Royal Exchange	4,784	24	38	38	4,745	86	601	08	601	08	12	66	5,060	07	601	08	11	88
Royal Insurance	15,667	33	212	50	15,454	83	3,761	59	3,761	59	28	91	15,988	64	4,621	59	28	91
Sun Insurance Office	1,472	56	208	60	1,263	96	148	62	148	62	11	76	1,221	80	148	62	12	16
Toronto General	3,085	74	198	43	2,887	31	140	50	140	50	4	86	3,019	10	259	50	8	59
Travelers' Indemnity	55,496	66	1,295	98	54,200	68	9,293	05	8,454	73	838	32	58,476	07	11,397	69	19	49
Union Assurance Society	2,409	21	28	75	2,380	46							2,180	08				
Union Indemnity	5,783	61			5,783	61	25	00	25	00			1,777	88	25	00		

Union Marine.....	143 00	143 00	1,153 46	1,056 16	97 30	1,153 46	9 67	95 11
Union of Canton.....	12,028 59	11,926 21	1,153 46	18,675 85	259 60	18,935 45	21 17	4,579 34
United States Fidelity.....	89,981 41	89,454 50	18,935 45	6 50	56,578 60	18,353 72	32 44	56,578 60
United States Guarantee.....	6 50	6 50	1,554 23	11 86	88 17	1,542 37	18 02	2 68
Western.....	8,817 37	8,560 20	1,554 23	1,866 50	59 09	1,674 83	13 60	7,865 26
World Marine & General.....	27,257 59	12,316 18	3,541 33	1,801 45	119 55	1,921 00	26 06	11,975 65
Yorkshire.....	8,234 62	7,371 13	2,025 83	104 83	—	—	—	6,304 82
Zurich.....	4,524 01	4,364 01	—2,088 15	1 34	—2,222 70	—2,088 15	—	—2,059 59
Totals.....	579,721 31	521,727 34	118,279 09	7,165 00	1,327 53	111,114 09	21 30	475,314 78

CREDIT

American Credit.....	90,458 74	90,358 74	76,946 00	71,425 21	5,520 79	76,946 00	85 16	97,812 27
National Surety.....	55,568 38	55,162 94	25,471 49	24,721 36	750 13	25,471 49	46 17	55,000 69
Totals.....	145,927 12	145,521 68	102,417 49	96,146 57	6,270 92	102,417 49	70 38	153,412 96

EXPLOSION

Continental.....	9 45	6 71	206 64	200 64	6 00	206 64	43 21	51 44
Fidelity-Phoenix Fire.....	478 91	478 27	206 64	478 27	6 00	206 64	43 21	337 20
Glen's Falls.....	63 25	63 25	—	63 25	—	—	—	63 25
Maryland Insurance.....	—540 00	—540 00	—	—540 00	—	—	—	36 00
Mount Royal.....	121 28	121 28	—	121 28	—	—	—	121 28
Niagara Fire.....	31 25	31 25	—	31 25	—	—	—	18 75
Providence Washington.....	—130 99	—130 99	6 89	6 69	20	6 89	6 89	—130 99
Westchester Fire.....	46 22	—67 43	6 89	6 69	20	6 89	6 89	220 93
Totals.....	79 37	—37 66	220 42	214 02	6 40	220 42	717 86

FORGERY

California.....	414 17	405 84	—	405 84	—	—	—	685 19
Canadian General.....	126 25	69 50	—	69 50	—	—	—	72 55
Canadian Indemnity.....	3,074 94	2,445 84	—166 80	2,445 84	110 40	—166 80	—	4,720 91
Employers Liability.....	—	—	—	—	—	—	—	—
First American.....	—	—	—	—	—	—	—	—
General Indemnity.....	253 59	253 59	—	253 59	—	—	—	—
Globe Indemnity.....	—	—	—	—	—	—	—	—
Grain Insurance.....	—	—	—	—	—	—	—	—
Maryland Casualty.....	—	—	—	—	—	—	—	—
Metropolitan Cas. of N.Y.....	—	—	—	—	—	—	—	—
National Surety.....	7,624 48	7,624 48	1,091 59	844 87	246 72	1,091 59	14 32	1,698 16
Royal Insurance.....	126 75	126 75	—	126 75	—	—	—	218 74
Toronto General.....	—	—	—	—	—	—	—	222 34
United States Fidelity.....	3,243 61	3,243 61	798 71	774 61	24 10	798 71	24 61	73 27
Totals.....	11,895 29	11,201 11	1,723 50	1,342 28	381 22	1,723 50	1 2	8,824 79

Union Marine.....	143 00	143 00	1,153 46	1,056 16	97 30	1,153 46	9 67	95 11
Union of Canton.....	12,028 59	11,926 21	1,153 46	18,675 85	259 60	18,935 45	21 17	4,579 34
United States Fidelity.....	89,981 41	89,454 50	18,935 45	6 50	56,578 60	18,353 72	32 44	56,578 60
United States Guarantee.....	6 50	6 50	1,554 23	11 86	88 17	1,542 37	18 02	2 68
Western.....	8,817 37	8,560 20	1,554 23	1,866 50	59 09	1,674 83	13 60	7,865 26
World Marine & General.....	27,257 59	12,316 18	3,541 33	1,801 45	119 55	1,921 00	26 06	11,975 65
Yorkshire.....	8,234 62	7,371 13	2,025 83	104 83	—	—	—	6,304 82
Zurich.....	4,524 01	4,364 01	—2,088 15	1 34	—2,222 70	—2,088 15	—	—2,059 59
Totals.....	579,721 31	521,727 34	118,279 09	7,165 00	1,327 53	111,114 09	21 30	475,314 78

CREDIT

American Credit.....	90,458 74	90,358 74	76,946 00	71,425 21	5,520 79	76,946 00	85 16	97,812 27
National Surety.....	55,568 38	55,162 94	25,471 49	24,721 36	750 13	25,471 49	46 17	55,000 69
Totals.....	145,927 12	145,521 68	102,417 49	96,146 57	6,270 92	102,417 49	70 38	153,412 96

EXPLOSION

Continental.....	9 45	6 71	206 64	200 64	6 00	206 64	43 21	51 44
Fidelity-Phoenix Fire.....	478 91	478 27	206 64	478 27	6 00	206 64	43 21	337 20
Glen's Falls.....	63 25	63 25	—	63 25	—	—	—	63 25
Maryland Insurance.....	—540 00	—540 00	—	—540 00	—	—	—	36 00
Mount Royal.....	121 28	121 28	—	121 28	—	—	—	121 28
Niagara Fire.....	31 25	31 25	—	31 25	—	—	—	18 75
Providence Washington.....	—130 99	—130 99	6 89	6 69	20	6 89	6 89	—130 99
Westchester Fire.....	46 22	—67 43	6 89	6 69	20	6 89	6 89	220 93
Totals.....	79 37	—37 66	220 42	214 02	6 40	220 42	717 86

FORGERY

California.....	414 17	405 84	—	405 84	—	—	—	685 19
Canadian General.....	126 25	69 50	—	69 50	—	—	—	72 55
Canadian Indemnity.....	3,074 94	2,445 84	—166 80	2,445 84	110 40	—166 80	—	4,720 91
Employers Liability.....	—	—	—	—	—	—	—	—
First American.....	—	—	—	—	—	—	—	—
General Indemnity.....	253 59	253 59	—	253 59	—	—	—	—
Globe Indemnity.....	—	—	—	—	—	—	—	—
Grain Insurance.....	—	—	—	—	—	—	—	—
Maryland Casualty.....	—	—	—	—	—	—	—	—
Metropolitan Cas. of N.Y.....	—	—	—	—	—	—	—	—
National Surety.....	7,624 48	7,624 48	1,091 59	844 87	246 72	1,091 59	14 32	1,698 16
Royal Insurance.....	126 75	126 75	—	126 75	—	—	—	218 74
Toronto General.....	—	—	—	—	—	—	—	222 34
United States Fidelity.....	3,243 61	3,243 61	798 71	774 61	24 10	798 71	24 61	73 27
Totals.....	11,895 29	11,201 11	1,723 50	1,342 28	381 22	1,723 50	1 2	8,824 79

London & Lanes, G. & A.....	26,269 05	5,646 99	20,622 06	123,245 90	110 60	123,135 30	597,10	25,936 02	139,849 30
London & Provincial.....	140 18		140 18	8,717 59		5,098 39	6,218 85	160 45	1,217 59
London and Scottish.....									
Maryland Casualty.....	9,513 58	111 15	9,402 43	2,360 18		2,360 18	25,10	9,757 27	2,311 34
Merchants Fire.....	309 00		309 00					185 40	
Metropolitan Casualty.....	69,608 73	4,778 71	64,830 02	35,444 14		29,502 05	5,942 09	67,023 25	27,287 51
National Surety.....	2,750 47		1,730 26	5 44		5 44		1,694 44	5 44
North British & Mercantile.....	2,500 47	704 28	1,946 19	11,743 69		420 99	603 42	2,074 45	6,445 69
Norwich Assurance.....	17,700 47	1,681 97	11,008 45	1,789 23		1,217 32	11,19	10,111 07	1,813 33
North Western Fire.....	2,281 82	2,413 87	19,867 95	11,533 20		8,043 08	44 39	19,203 67	14,219 35
Ocean Acc. & Guarantee.....									
Phot.	205 49		295 49	973 45		853 45	329 45	368 81	1,273 45
Provident.....	257 00	63 50	103 50					129 37	
Prudential Assurance.....	2,659 12	102 50	2,556 62	589 19		589 19	23 05	2,070 94	249 19
Railway Assurers.....	668 03		668 03	64 11		64 11	9 60	745 19	64 11
Royal Exchange.....	11,381 73	2,660 03	8,721 70	4,285 52		4,154 04	49 14	11,818 09	7,370 52
Scottish Metropolitan.....	753 93	221 24	532 69					625 09	
Scottish Widows.....	1,579 54	121 45	1,458 09	5,939 80		545 90	407 37	1,570 69	3,239 80
Sea Insurance Office.....	8,195 79	961 00	7,234 79	343 08		303 93	4 21	8,084 09	-575 07
Travelers Giro.....									
Union Indemnity.....	11,439 64	100 00	11,339 64	120 90		120 90	1 06	5,876 54	320 90
Union of Canton.....	768 08		768 08					419 79	
United States Fidelity.....	168,604 18	23,461 18	145,143 00	50,854 03		44,253 24	34 33	156,152 38	30,768 47
Western.....	9,939 69	3,439 56	6,500 13	9,806 23		4,662 96	75 94	7,481 54	-1,043 74
World Marine & General.....	2,893 01	1,933 72	959 29	476 19		230 59	24 82	1,055 02	43 09
Yorkshire.....	1,340 33	80 00	1,260 33	67 90				1,296 26	42 90
Totals.....	1,139,947 51	196,066 74	943,880 77	813,130 77		587,076 58	42,988 28	992,208 30	434,804 71

HAIL

Continental.....	2,372 00		2,372 00	54 63		36 41	18 22	2,372 00	54 63
Fidelity Phoenix.....	2,074 88		2,074 88	748 10		698 44	54 66	2,074 88	748 10
First American.....	1,379 40		1,379 40	1,146 16		1,068 42	77 74	1,379 40	1,146 16
Fulton Fire.....									
Guardian Assurance Co.....	36,838 02		36,838 02	44,135 46		41,598 67	2,546 79	36,838 02	44,125 46
General Casualty of Paris.....	4,916 25	45 00	4,871 25	1,015 88		840 54	185 34	4,871 25	1,015 88
Great American.....	326 13		326 13	910 95		849 95	121 00	326 13	970 95
Home Insurance.....									
London-Canada.....									
Mercery.....									
New York.....									
Union Marine.....									
United Firemen.....									
Westminster.....									
Totals.....	47,906 68	45 00	47,861 68	48,061 18		45,077 43	2,983 75	47,861 68	48,061 18

TABLE XIII.—CASUALTY AND MISCELLANEOUS (OTHER THAN AUTOMOBILE) PREMIUMS AND LOSSES IN ONTARIO DURING 1931,
ACCORDING TO CLASSES OF INSURANCE—Continued

INLAND MARINE

Companies	Premiums Written			Losses Paid						Ratio of losses written		Net premiums earned		Net losses incurred		Ratio net losses incurred to net premiums earned				
	Gross less return premiums	Licensed reinsurance ceded	Net	Gross	Licensed reinsurance received	Claims paid (net)	Adjustment expenses (net)	Total (net)	Ratio of losses written		Net premiums earned		Net losses incurred		Ratio net losses incurred to net premiums earned					
									\$	c.	\$	c.	\$	c.	\$	c.	\$	c.	\$	c.
JOINT STOCK																				
Aetna.....																				
Alliance of Philadelphia.....																				
Automobile.....	5,335	76	5,335	76		16,036	16	241	82	16,277	98	305	07	5,597	75	16,277	98	290	78	
British America.....																				
British Canadian.....																				
British Empire.....																				
China Fire.....																				
Commercial Union.....	7,623	29	7,623	29	1,916	93	14,031	64	211	60	1,916	93	25	60	5,456	84	1,916	93	35	13
Continental Insurance.....																				
Eagle Star and Brit. Dom.....	3,798	94	3,189	29																
Federal Insurance.....																				
Fidelity-Phoenix Fire of N.Y.....																				
Fire Association of Phila.....	9,442	43	9,442	43																
Fireman's Fund.....																				
General Acc., Fire and Life.....																				
Gen. Cas. Ins. Co. of Paris.....																				
Globe and Rutgers.....																				
Hand-in-Hand.....																				
Hartford Fire.....	1,813	66	1,813	66																
Home.....	24,318	09	23,769	97	548	12	25,987	73	3,174	56	22,813	17	95	97	23,769	97	23,769	97	99	73
Imperial Guar. & Acc. Co.....																				
Insurance Co. of N.A.....	36,408	70	36,199	21	209	49	11,888	16	520	30	11,367	86	31	40	36,199	21	11,367	86	31	40
Liverpool & London & Globe.....																				
Marine Insurance.....																				
National Union Fire.....	3,699	86	3,699	86																
*New Brunswick Fire.....																				
Philadelphia.....																				
Providence-Washington.....	735	50	663	78	71	72	621	82	139	09	482	73	72	72	663	78	482	73	72	72
Royal Exchange.....	102	44	102	44																
St. Paul Fire and Marine.....	59	09	59	09																
St. Paul Fire and Marine.....	31,479	78	27,233	45	4,246	33	12,854	53			12,854	53	47	20	27,233	45	12,854	53	47	20
Scottish Metropolitan.....																				
Springfield.....	316	63	316	63																
Standard Marine.....	5,936	05	5,540	07	386	08	316	63												
Tokio Marine and Fire.....	10,126	00	9,442	43	683	57	9,442	43	1,582	96	8,317	11	88	08	9,384	79	8,317	11	101	03
Toronto General.....																				
Travellers Fire.....																				
Union of Canton.....																				
United States Fire.....	9,667	43	9,442	43	225	00	8,318	81			8,318	81	88	05	9,442	43	8,318	81	88	05

U.S. Mer. & Shippers.....	10,360 53	900 00	9,460 53	9,500 68	1,181 87	8,318 81	8,318 81	87.93	9,326 24	9,517 81	102.02
Western Assurance.....											
Yorkshire.....											
Totals.....	161,224 18	10,026 46	151,197 72	133,872 76	6,598 78	126,669 43	126,669 43	84.18	150,292 60	124,275 43	82.69

*All reinsured with Home Insurance Co.

INLAND TRANSPORTATION

	69,342 73	900 00	9,460 53	9,500 68	1,181 87	8,318 81	8,318 81	87.93	9,326 24	9,517 81	102.02
Joint Stock											
Aetna.....	69,342 73		69,342 73	2,068 37	25 00	1,967 53	1,967 53	75 84	47,713 77	2,567 33	5 38
Agricultural.....											
Alliance Assurance.....	1,015 47	143 50	871 97	221 73	8 57	213 16	213 16	24 45	1,062 56	1,213 16	114 17
Alliance of Philadelphia.....	21,440 61		21,440 61	10,538 47		9,818 78	9,818 78	719 69	18,931 04	14,708 93	82 66
American Alliance.....	15 00		15 00						11 00		
American & Foreign.....	858 49		858 49						858 49		
American Home.....											
Automobile.....	7,219 71		7,219 71	8 21		8 21	8 21	11	7,217 50	8 21	11
British America.....	25,794 32	4,017 68	21,776 64	4,197 00	458 74	3,738 26	3,738 26	17 17	20,710 40	4,318 26	20 85
British Canadian.....											
British Empire.....											
British Oak.....	543 50		543 50	191 60		183 52	183 52	8 08	633 80	191 60	30 23
Canada Security.....	362 45	11 15	351 30	9 50	3 56	5 94	5 94	1 61	230 21	5 94	2 58
Canadian General.....	994 89	-1 20	996 09	73 55		73 55	73 55	7 38	1,022 84	-58 45	
Canadian Indemnity.....									69 23		
Century.....									609 85		
Columbia.....	7,682 62		7,682 62						1,078 80		
Commercial Union.....	1,096 42		1,096 42						53 94		
Connecticut Fire.....	51 82		51 82	106 06		18 00	18 00	88 06	106 06	106 06	196 62
Continental Insurance.....	9,320 65	2,208 08	7,112 57	1,468 58		1,351 40	1,351 40	20 65	1,468 58	1,531 08	24 68
County Fire.....											
Dom. of Canada General.....	8,998 90	195 78	8,803 12	1,632 21		1,632 21	1,632 21	18 54	8,376 58	1,571 71	18 77
Eaton, T., General.....	14,050 53		14,050 53	386 69		386 69	386 69	2 75	14,050 53	386 69	2 75
Equitable Fire.....	979 99		979 99						73 44		
Federal Ins. of Jersey City.....	1,708 23		1,708 23						1,094 83		
Fidelity-Phoenix Fire.....	4,513 35	-43 74	4,513 35	3,740 40	2 14	3,738 26	3,738 26	17 17	3,431 84	215 61	6 28
Fire Association of Phila.....	21,732 90		21,732 90	1,166 22	70 52	1,095 70	1,095 70	18 50	19,904 31	4,320 26	21 71
Fireman's Fund.....	6,373 16	452 27	5,920 89	1,166 22		1,095 70	1,095 70		5,888 52	1,820 70	30 92
Firemen's Insurance.....	291 35		291 35						291 35		
First American.....	433 70		433 70	77 56		56 21	56 21	21 35	681 16	627 56	92 13
First National.....											
Gen. Acc. Fire & Life.....	4,949 78		4,949 78	432 78		408 78	408 78	24 00	5,264 31	432 78	8 22
Glen Falls.....	9,607 94	307 25	9,300 69	1,389 34	73 81	1,186 92	1,186 92	128 61	7,346 27	1,789 53	24 36
Globe Indemnity.....											
Globe & Krighers.....	995 64	37 96	995 64	250 11		220 33	220 33	29 78	962 28	275 11	28 59
Great American.....	481 04		481 04	-286 03		-290 03	-290 03	4 00	374 63	-786 03	
Guardian Ins. of Canada.....	920 48		920 48	115 00		115 00	115 00	12 49	1,218 12	115 00	9 44
Hartford Fire.....	23,122 41		23,122 41	9,692 41		9,682 41	9,682 41	10 00	9,692 41	9,499 87	41 20
Home.....	19,788 81		19,788 81	1,888 68		1,883 68	1,883 68	5 00	19,440 58	1,522 68	7 83
Imperial Guar. & Acc.....											
Insurance Co. of N.A.....	27,038 65	11 32	27,027 33	7,520 62		7,251 72	7,251 72	268 90	31,475 70	7,467 03	23 72
Insurance Co. of Penn.....											
Legal & General.....									618 46		
Liverpool & London & Globe.....	677 55	59 09	618 46						12,355 20	-42 98	
London Assurance.....	2,714 18		2,714 18	-42 98		-42 98	-42 98		851 35	57 39	6 74
London Guar. & Acc.....	1,154 95	40 00	1,114 95	52 39		52 39	52 39	4 70	836 35	102 38	
London & Lancs. G. & A.....	816 90		816 90	836 35		836 35	836 35		610 12	806 35	137 08
London & Lancs. Insurance.....	3,267 36		3,267 36	8 67		8 67	8 67		2,054 81	8 67	42
Marine Insurance.....	14,450 92		14,450 92	4,303 45		4,188 95	4,188 95	114 50	20,782 17	3,424 82	16 48

LIABILITY

	5,413 12	991 68	991 68	991 68	991 68	18 32	4,745 13	2,207 68	46 53
JOINT STOCK									
Aetna Life.....	5,413 12	991 68	991 68	991 68	991 68	18 32	4,745 13	2,207 68	46 53
Alliance Assurance.....									
Bankers Indemnity.....									
Boiler Inspection.....									
British America.....	1,953 68	711 69	711 69	711 69	711 69	36 43	1,597 40	729 60	45 68
British Canadian.....	40 00								
British Empire.....	1,675 59	91 35	91 35	91 35	91 35	8 73	1,689 90	2,280 25	135 29
Canada Accident.....	12,658 72	3,722 04	3,722 04	3,722 04	3,722 04	25 77	11,148 65	5,309 38	47 62
Canada Security.....	1,346 68	1,182 00	1,182 00	1,182 00	1,182 00	87 77	1,895 45	1,182 00	132 01
Canadian General.....	38,397 98	24,804 76	24,804 76	24,804 76	24,804 76	64 60	39,378 64	33,091 76	84 36
Canadian Indemnity.....	9,889 87	3,078 83	3,078 83	3,078 83	3,078 83	31 92	10,216 79	5,554 83	54 36
Canadian Surety.....	8,599 77	919 12	919 12	919 12	919 12	12 09	7,461 77	423 75	5 67
Car & General.....	79 68	1,173 61	1,173 61	1,173 61	1,173 61	81 71	96 84	84 12	86 86
Casualty Co. of Canada.....	3,903 86	1,138 22	1,138 22	1,138 22	1,138 22	27 55	3,453 43	1,024 92	29 67
Century Indemnity.....	22 94					50 00	237 65	—	1,450 00
Commercial Union.....	15,049 09	3,548 55	3,548 55	3,548 55	3,548 55	23 58	16,704 94	3,144 70	18 82
Continental Fire.....	6,349 11	730 75	730 75	730 75	730 75	13 74	7,151 03	4,417 15	19 82
Continental Casualty.....	14,500 40	4,575 78	4,575 78	4,575 78	4,575 78	36 96	15,232 17	7,232 13	28 96
Dom. of Canada-general.....	2,884 53	33,295 37	33,295 37	33,295 37	33,295 37	39 91	86,894 54	35,597 42	40 96
Employers Liability.....	84,236 41								
Fidelity Insur. Co. of N. Y.....	84,236 41								
Fidelity Insur. Co. of Canada.....	18,144 55	10,768 41	10,768 41	10,768 41	10,768 41	72 39	17,208 16	5,201 91	36 81
General Accident & Life.....	84,238 38	995 20	995 20	995 20	995 20	20 19	78,676 13	20,926 65	20 60
General Accident, Fire & Life.....	2,562 84	481 17	481 17	481 17	481 17	27 68	1,518 85	1,471 07	96 89
Gen. Casualty of America.....	10,362 40	1,062 46	1,062 46	1,062 46	1,062 46	5 42	4,523 05	5,874 56	129 88
Gen. Casualty of Paris.....	705 36	38 25	38 25	38 25	38 25	5 42	599 48	538 25	89 63
Globe Indemnity.....	154,098 26	5,978 90	5,978 90	5,978 90	5,978 90	68 80	159,135 82	125,012 01	78 55
Guardian Ins. of Canada.....	14,381 21	3,258 33	3,258 33	3,258 33	3,258 33	23 17	10,350 88	4,067 83	39 30
Guilthall.....	693 02	786 10	786 10	786 10	786 10	113 43	888 95	621 10	69 87
Harford Accident & Ind.....	18,727 13	—63 18	—63 18	—63 18	—63 18	35 69	16,424 63	—793 80
Harford Fire.....									
Harford Steam Boiler.....	8,419 84	7,777 89	7,777 89	7,777 89	7,777 89	27 38	8,562 44	1,441 54	16 84
Imperial Guar. & Accident.....	67 49	54 82	54 82	54 82	54 82		44 97		
Imperial Insurance Office.....	4,406 32	1,206 20	1,206 20	1,206 20	1,206 20	16	2,827 12	5 00	18
Indemnity of N. A.....	2,724 34	612 47	612 47	612 47	612 47	22 13	26,497 24	23,908 87	90 23
Law, Union and Rock.....	5,754 36	26,661 87	26,661 87	26,661 87	26,661 87	64 37	6,054 60	2,983 68	49 28
Liverpool & London & Globe.....	—70 19	5,794 55	5,794 55	5,794 55	5,794 55	150 15	7,875 57	11,975 83	152 06
Lloyd's Casualty.....	—6,345 33	—4,345 33	—4,345 33	—4,345 33	—4,345 33	83	11,045 83	7,875 57	74,612 37
London & Lanes, G. & A.....	55,719 76	23,856 57	23,856 57	23,856 57	23,856 57	98 10	42,068 15	11,618 50	177 36
London Guar. & Acc.....	283,295 05	28,979 05	28,979 05	28,979 05	28,979 05	21 96	21,252 47	5,363 40	25 23
London & Provincial.....	1,921 30	189 25	189 25	189 25	189 25	481 50	2,078 39	806 50	38 80
London & Scottish.....	1,222 29	1,222 29	1,222 29	1,222 29	1,222 29	43 99	1,163 16	5,537 66	476 09
Maryland Casualty.....	13,776 30	485 54	485 54	485 54	485 54	27 65	15,876 54	1,044 21	6 58
Merchants Casualty.....	485 54						459 26		
Metropolitan Casualty.....									
Motor Union.....	428 69	417 82	417 82	417 82	417 82	70 70	240 17	295 41	123 00
National Union Indemnity.....	1,112 74	1,112 74	1,112 74	1,112 74	1,112 74	21 57	812 15	812 15	28 68
Northern Assurance.....	11,602 87	3,28 36	3,28 36	3,28 36	3,28 36	13 05	10,586 52	3,036 17	28 68
North American Accident.....									
North British & Mercantile.....	3,828 55	3,828 55	3,828 55	3,828 55	3,828 55	33 53	3,893 46	483 53	12 42
Norwich Union.....	12,354 74	50 12	50 12	50 12	50 12	13 49	13,292 65	2,466 36	18 55
Ocean Accident and Guar.....	20,270 54	1,303 56	1,303 56	1,303 56	1,303 56	11 52	21,297 58	4,235 31	19 89
Pilot.....	1,672 62	31 00	31 00	31 00	31 00	3 99	1,263 81	121 77	9 63
Preferred Accident.....	31 00						35 80		
Provident Assurance.....									
Provident.....	2,018 61	2,018 61	2,018 61	2,018 61	2,018 61	38 04	2,434 15	1,816 84	74 64

TABLE XIII.—CASUALTY AND MISCELLANEOUS (OTHER THAN AUTOMOBILE) PREMIUMS AND LOSSES IN ONTARIO DURING 1931, ACCORDING TO CLASSES OF INSURANCE—Continued
LIABILITY—Continued

Companies	Premiums Written			Net			Losses Paid						Ratio of losses written		Net premiums earned		Net losses incurred		Ratio net losses incurred to net premiums earned	
	Gross less return premiums		Licensed reinsurance ceded	Gross		Licensed reinsurance received	Claims paid (net)		Adjustment expenses (net)		Total (net)		Ratio of losses written		Net premiums earned		Net losses incurred			
	\$	c.	\$	c.	\$	c.	\$	c.	\$	c.	\$	c.	\$	c.	\$	c.	\$	c.		
JOINT STOCK																				
Prudential Assurance.....	1,103	41	864	22	6	00	6	00	6	00	6	00	6	00	6	00	851	71	—19	00
Railway Passengers.....	3,681	82	3,681	82	968	31	968	31	6	00	968	31	6	00	968	31	3,753	34	2,768	31
Royal Exchange.....	8,929	48	8,753	07	986	57	986	57	79	12	00	986	57	79	12	00	8,846	00	8,846	00
Royal Insurance.....	13,568	21	13,568	21	3,994	45	3,802	35	132	20	00	3,994	45	132	20	00	18,574	01	3,754	45
Scottish Metropolitan.....	1,150	01	1,004	37	996	16	67	50	780	00	148	66	928	66	00	1,028	68	928	66	
Stuyvesant.....	351	11	323	41	44	25	44	25	44	25	44	25	44	25	44	25	363	18	44	25
Sun Insurance Office.....	41,781	72	33,371	91	20,628	47	3,965	03	13,991	14	2,677	30	16,663	44	50	00	31,633	73	19,916	94
Toronto General.....	6,012	55	6,012	55	572	94	572	94	335	53	187	41	572	94	8	70	5,812	13	3,967	42
Travelers' Indemnity.....	34,958	53	34,958	53	17,437	07	3,002	76	14,434	26	3,002	76	17,437	07	49	88	37,902	31	24,290	11
Travelers' Insurance.....	1,999	39	1,999	39	967	27	967	27	967	27	967	27	967	27	48	38	1,692	48	3,342	27
Union Assurance Society.....	1,278	56	1,278	56	114	92	114	92	114	92	114	92	114	92	3	51	1,716	33	249	92
Union Indemnity.....	95,061	24	95,061	24	21,030	67	3,640	83	17,389	84	3,640	83	21,030	67	22	12	84,582	81	28,211	67
Union of Canton.....	601	50	601	50	15	00	15	00	15	00	15	00	15	00	2	26	429	11	315	00
Union Marine and Fire.....	33,949	56	33,949	56	15,838	01	15,838	01	14,850	55	987	46	15,838	01	46	66	35,298	58	22,248	01
United States Fidelity.....	10,753	83	10,753	83	484	32	484	32	387	70	69	50	484	32	4	75	8,410	06	778	20
United States Guarantees.....	15,737	39	15,737	39	1,654	51	1,654	51	632	48	192	91	1,654	51	11	07	6,042	32	1,227	59
Western.....	3,515	34	3,515	34	646	67	646	67	—34	33	81	00	646	67	1	64	3,161	58	121	67
World Marine & General.....	15,041	02	15,041	02	9,081	66	9,081	66	6,621	84	2,428	82	9,081	66	60	21	14,527	28	—3,169	34
Zurich.....	1,787	90	1,787	90	172	00	172	00	172	00	172	00	172	00	9	62	1,806	33	422	00
MUTUAL																				
Lumberman's Mut. Casualty.....	1,008,833	96	66,815	86	438,704	48	31,167	18	355,553	72	51,983	58	407,537	30	43	26	951,296	63	506,956	22
Totals.....	1,008,833	96	66,815	86	438,704	48	31,167	18	355,553	72	51,983	58	407,537	30	43	26	951,296	63	506,956	22

LIVE STOCK

Canadian General.....
Hartford Acc. & Indemnity.....
Hartford Live Stock.....
Home Indemnity.....
Indemnity of N.A.....
Pilot.....
Toronto General.....
Yorkshire.....
Totals.....	25,699	24	25,699	24	47,937	32	47,937	32	47,150	00	787	32	47,937	32	186	53	31,619	64	28,202	32

OCEAN MARINE

JOINT STOCK											
Alliance of Philadelphia.....	1,319 50	616 68	1,319 50	616 68	1,319 50	616 68	1,319 50	616 68	1,319 50	616 68	46.73
Automobile.....	5,761 19	1,297 28	5,761 19	1,297 28	5,761 19	1,297 28	5,761 19	1,297 28	5,761 19	1,297 28	22.51
British American.....	24,079 90	22,385 15	22,820 15	3,097 13	19,288 02	19,288 02	84.52	21,735 96	19,967 02	19,967 02	91.86
British Empire.....	9,698 32	401 79	9,296 53	5,414 81	5,414 81	5,414 81	58.25	9,962 62	5,101 81	5,101 81	51.21
British Traders.....	213 68	213 68	—	3,746 23	3,746 23	2,811 88	2,811 88	2,186 26	2,811 88	2,811 88	128.61
Columbia.....	—	234 61	—	—	—	—	—	—	—	—	—
Continental Union.....	3,600 76	810 80	3,600 76	810 80	810 80	810 80	22.52	3,600 76	810 80	810 80	22.52
Eagle Star & British Dom.....	13,402 12	24 40	13,377 72	10,986 60	10,970 91	10,970 91	82.01	13,058 26	10,516 91	10,516 91	80.54
Fidelity-Phoenix Fire, N.Y.	14,542 69	1,936 00	12,606 69	4,558 41	3,413 08	3,413 08	27.07	12,511 39	—	—	—
Fire Association of Phila.....	—	—	—	—	—	—	—	—	—	—	—
Fremen's Fund.....	—	—	—	—	—	—	—	—	—	—	—
Glens Falls.....	1,574 29	2 50	1,574 29	2 50	2,323 04	2,323 04	25.01	1,574 29	2 50	210 00	8,400 00
Home Fire & Marine.....	9,290 53	1 34	9,289 19	2,323 04	2,323 04	2,323 04	25.01	9,289 19	2,323 04	2,323 04	24.04
Home Insurance.....	—	—	—	—	—	—	—	—	—	—	—
Imperial Guar. & Acc.....	8,117 60	42	8,117 18	889 60	889 60	889 60	10.96	8,117 18	889 60	889 60	10.96
Insurance Co. of N.A.....	9,273 90	2,142 02	9,273 90	2,142 02	471 44	471 44	41.00	6,894 16	512 44	512 44	43.76
Liverpool & London & Globe.....	2,142 02	—	2,142 02	—	486 48	486 48	43.13	1,500 85	720 14	720 14	67.55
Marine Insurance.....	720 14	—	720 14	—	—	—	—	—	—	—	—
National Union Fire.....	—	—	—	—	—	—	—	—	—	—	—
*New Brunswick Fire.....	5,997 33	1,609 56	4,387 77	1,304 56	499 17	805 39	18.36	4,046 50	805 39	805 39	19.90
Norwich Union Fire.....	—	—	—	—	—	—	—	—	—	—	—
Philadelphia Fire.....	—	—	—	—	—	—	—	—	—	—	—
Phoenix of London.....	10,268 16	3,203 72	7,064 44	—	—	—	—	—	—	—	—
Providence-Washington.....	409 16	219 50	189 66	1 60	591 14	591 14	57.52	4,320 90	648 66	189 66	74.39
Queen of America.....	4,320 90	—	4,320 90	—	2,239 20	2,239 20	15.01	4,320 90	2,344 20	2,344 20	15.01
Royal Exchange.....	—	—	—	—	—	—	—	—	—	—	—
Royal Insurance.....	—	—	—	—	—	—	—	—	—	—	—
St. Paul Fire & Marine.....	18,990 98	1,069 95	17,921 03	187 80	105 52	82 28	18.88	16,501 72	—	—	—
Standard Marine.....	14,556 44	1,178 72	13,377 72	1,275 36	1,783 05	3,384 18	82.01	12,877 84	10,482 91	10,482 91	81.40
Tokio Marine & Fire.....	—	—	—	—	—	—	—	—	—	—	—
Toronto General.....	42,117 48	6,706 58	35,410 90	11,893 70	861 81	11,031 89	31.15	37,568 04	7,512 89	7,512 89	20.00
Union of Canton.....	7,193 09	2,805 30	4,387 70	1,811 64	1,006 26	805 38	18.36	4,387 79	805 38	805 38	18.36
United States Fire.....	13,430 57	52 85	13,377 72	10,803 95	10,803 95	10,803 95	81.43	13,377 72	10,874 95	10,874 95	81.29
U.S. Merchants & Shippers.....	13,386 07	—	13,433 21	—	9,937 73	9,937 73	73.98	13,411 12	10,971 73	10,971 73	81.81
Western.....	1,69,532 66	123,892 38	45,640 28	1,37,425 57	100,927 54	36,498 03	79.97	43,064 32	33,036 03	33,036 03	76.71
Yorkshire.....	594 72	—	594 72	—	—	—	—	676 77	—	—	—
Totals.....	401,718 21	145,194 19	256,524 02	213,739 38	109,510 38	133,900 44	52.33	253,191 18	118,046 28	118,046 28	46.62

PLATE GLASS

JOINT STOCK											
Alliance Assurance.....	2,271 26	653 35	2,271 26	653 35	653 35	653 35	28.76	2,017 78	542 35	542 35	26.88
British America.....	1,781 49	454 93	1,781 49	454 93	454 93	454 93	25.51	1,335 18	409 93	409 93	30.70
British Canadian.....	195 36	170 00	195 36	170 00	170 00	170 00	8.70	280 08	10 34	10 34	3.60
British Empire.....	203 32	10 34	203 32	10 34	10 34	10 34	5.09	200 08	10 34	10 34	3.60
Canada Accident & Fire.....	7,052 43	219 25	6,833 18	1,449 33	1,449 33	1,449 33	21.21	8,001 59	1,794 33	1,794 33	22.25
Canada Security.....	3,271 65	1,236 15	2,035 50	256 73	256 73	256 73	12.61	1,547 63	346 73	346 73	25.73
Canadian Fire.....	1,847 75	694 61	1,847 75	694 61	694 61	694 61	37.59	2,071 73	744 61	744 61	35.94

*All reinsured with Home Insurance Co.

Maryland Casualty.....	1,972 18	1,972 18	692 92	692 92	35, 13	2,307 21	562 74	24 39
Metropolitan Casualty.....	298 86	298 86	127 01	127 01	42 50	154 03	127 01	82 46
Motor Union.....	906 19	906 19	314 55	314 55	314 55	750 06	314 55	41 94
Mount Royal.....	4,149 72	4,149 72	1,846 93	1,846 93	44 51	9,186 98	1,846 93	21 18
National Provincial.....	2,639 61	2,639 61	1,497 89	1,497 89	56 75	2,965 02	1,552 89	52 37
National Union Indemnity.....	157 46	157 46	83 03	83 03	24 90	184 20	83 03	45 08
North American Accident.....	1,295 20	1,295 20	421 27	421 27	32 53	1,257 55	421 27	33 50
North British & Mercantile.....	11,008 08	11,008 08	3,800 63	3,800 63	34 52	10,939 17	3,610 13	33 00
Northern Assurance.....	10,489 06	10,489 06	3,236 35	3,236 35	30 85	9,662 42	3,506 35	36 91
Norwich Union.....	483 10	483 10	65 81	65 81	13 02	331 40	65 81	19 86
Oceidental Fire.....	62,031 65	62,031 65	20,260 17	20,260 17	32 66	58,272 07	20,230 17	34 72
Ocean Accident & Guar.....	975 39	975 39	305 18	305 18	31 29	951 33	302 58	41 27
Pilot.....	849 31	849 31	160 66	160 66	14 00	690 92	200 66	29 04
Provident.....	1,371 71	1,371 71	537 41	537 41	39 18	1,110 56	537 41	48 39
Prudential Assurance.....	1,336 49	1,336 49	312 33	312 33	23 37	1,407 72	362 33	25 74
Railway Passengers.....	4,908 44	4,908 44	1,559 47	1,559 47	31 77	5,170 31	1,519 47	29 39
Royal Insurance.....	616 62	616 62	321 98	321 98	52 22	679 35	321 98	47 39
Scottish Metropolitan.....	843 09	843 09	153 42	153 42	27 48	558 63	153 42	27 46
Southwestern.....	601 33	601 33	153 42	153 42	36 22	558 63	153 42	27 46
Sun Insurance Office.....	2,978 55	2,978 55	1,078 88	1,078 88	36 22	3,134 34	977 88	30 24
Toronto General.....	— 47 37	— 47 37	133 00	133 00	5 00	166 47	133 00	79 89
Trans-Canada.....	6,798 29	6,798 29	2,978 33	2,978 33	43 81	6,538 80	3,078 14	47 07
Travellers Indemnity.....	434 38	434 38	184 44	184 44	42 46	417 59	184 44	44 17
Union Assurance Society.....	680 22	680 22	33 34	33 34	4 90	244 54	33 34	13 63
Union Indemnity.....	143 50	143 50	280 50	280 50	20 92	90 05	280 50	37 69
Union Marine.....	1,340 75	1,340 75	1,725 80	1,725 80	41 42	5,258 27	1,805 11	35 47
Union of Canton.....	4,166 02	4,166 02	1,725 80	1,725 80	15 30	2,459 90	1,619 17	25 17
United States Fidelity.....	2,992 20	2,992 20	789 61	789 61	17 44	612 17	2,992 20	25 01
Western.....	17,159 56	17,159 56	8,579 78	8,579 78	2,511 48	8,974 50	2,244 97	25 01
World Marine & General.....	2,450 77	2,450 77	851 71	851 71	34 75	2,535 81	726 71	28 66
Yorkshire.....	3,304 96	3,304 96	1,169 19	1,169 19	36 01	3,246 92	1,180 19	36 35
Zurich.....	3,023 09	3,023 09	833 30	833 30	27 56	3,160 35	833 30	29 84
Zurich.....	573 11	573 11	833 30	833 30	281 23	281 23	833 30	29 84
MOTUALS								
Lumbermen's Mut. Cas. Co.....	3,023 09	3,023 09	833 30	833 30	27 56	3,160 35	833 30	29 84
Portage la Prairie.....	573 11	573 11	833 30	833 30	281 23	281 23	833 30	29 84
Totals.....	277,643 32	12,498 81	98,737 54	4,100 42	577 59	269,144 21	95,193 66	35 37

PROPERTY

JOINT STOCK								
Aetna.....	144 43	144 43	9,257 01	9,257 01	180 65	245 64	180 65	15 72
Alliance of Philadelphia.....	409 40	409 40	1,812 78	1,812 78	57,894 39	9,101 47	57,894 39	15 72
Boiler Inspection.....	94,354 33	94,354 33	2,525 32	2,525 32	127 28	8 22	127 28	2 50
Canadian General.....	652 90	652 90	274 08	274 08	— 33 06	36,610 96	— 33 06	1 41
Connecticut Fire.....	5 00	5 00	378 82	378 82	31 21	4 44	31 21	4 44
Continental Insurance.....	326 86	326 86	315 48	315 48	11,591 86	28 03	11,591 86	31 56
Equitable Fire & Marine.....	41,355 75	41,355 75	11,591 86	11,591 86	2 57	4,830 13	4,830 13	1 41
General Accident of Canada.....	34 15	34 15	17 02	17 02	57 80	— 1 00	57 80	— 1 00
General Casualty of Paris.....	1,114 40	1,114 40	462 32	462 32	39,968 98	2,467 02	39,968 98	20 92
Glens Falls.....	168 75	168 75	168 75	168 75	2,467 02	10 15	2,467 02	10 15
Globe & Rutgers.....	29,091 24	29,091 24	8,128 15	8,128 15	13 40	57 09	13 40	57 09
Hartford Fire.....	2,467 02	2,467 02	7,241 07	7,241 07	887 08	10 15	887 08	10 15
Hartford Steam Boiler.....	26 25	26 25	859 54	859 54	13,274 73	859 54	13,274 73	6 50
Home.....	189 00	189 00	3,000 61	3,000 61	13,274 73	859 54	13,274 73	6 50
Liverpool & London & Globe.....	390 67	390 67	859 54	859 54	13,274 73	859 54	13,274 73	6 50
Liverpool-Manitoba.....	390 67	390 67	859 54	859 54	13,274 73	859 54	13,274 73	6 50
Maryland Casualty.....	— 409 57	— 409 57	859 54	859 54	13,274 73	859 54	13,274 73	6 50

Continental Casualty.....	112,897 20	180 00	112,717 20	74,103 49	171 30	73,296 83	635 27	73,932 10	65 59	105,159 00	91,850 63	87 34
Dominy's Liability.....	69,747 12	8,740 90	61,006 22	44,209 34	2,846 28	41,163 06	200 00	41,363 06	67 80	63,763 66	37,913 66	59 46
Employers' Liability.....	70,392 47	50,838 19	70,392 47	50,838 19	1,636 22	49,155 27	46 70	49,201 97	69 89	73,766 10	51,396 97	69 67
Fidelity & Casualty of N. Y.	108 00	108 00	108 00	108 00	917 25	2,204 55	2,204 55	89 07	2,576 92	2,085 55	80 03
Fidelity Ins. of Canada.....	5,385 75	1,550 57	2,474 06	3,121 80	1,543 65	20,298 44	155 97	20,454 41	78 30	27,020 92	21,639 41	80 93
General Accident of Canada	27,074 59	7 00	26,172 02	21,998 94	836 96	797 50	38 76	836 26	47 10	1,826 82	1,073 26	58 75
General Acc., Fire & Life.....	1,768 62	54 00	1,715 02	1,370 97	2,172 97	2,172 97	2,172 97	34 63	6,098 20	1,687 97	27 68
General Casualty of Paris.....	6,329 61	5 00	6,250 43	12,900 50	895 18	12,082 27	19 05	12,101 32	53 92	24,031 27	10,369 32	43 14
Globe Indemnity.....	23,944 96	1,304 51	22,540 45	12,900 50	895 18	12,082 27	12,101 32	53 92	24,031 27	10,369 32	43 14
Guardian Ins. of Canada.....	1,423 85	1,304 15	1,303 85	840 30	840 30	840 20	1,847 76	1,246 30	67 45
Guuldahl.....	698 49	90 00	1,595 04	710 57	710 57	710 57	119 42	648 19	405 57	62 57
Hartford Acc. & Indemnity.....	1,304 15	90 00	1,214 15	1,802 50	4 00	1,763 50	35 00	1,798 50	148 13	1,285 17	1,348 50	104 93
Home Indemnity.....	86 00	86 00	86 00	86 00	86 00	86 00	86 00	86 00
Hudson Bay.....	24,022 07	472 25	23,549 77	12,103 33	70 46	11,997 87	35 00	12,032 87	51 10	24,516 64	13,858 87	56 53
Imperial Guar. & Acc.....	1,211 57	33 87	1,177 70	80 77	303 57	500 00	43 00	543 00	46 10	1,126 54	443 00	39 32
Imperial Insurance Office.....	1,261 50	133 33	1,528 17	60 71	60 71	60 71	11 49	390 77	60 71	15 54
Indemnity Co. of N. A.....	2,281 90	284 00	1,997 90	2,132 19	136 83	1,995 36	1,995 36	99 87	2,094 76	2,295 36	109 58
Law, Union & Rock.....	4,623 47	148 29	4,475 18	2,140 38	21 43	2,118 95	2,118 95	47 35	4,009 99	1,823 95	45 48
Legal & General.....	11,267 81	1,720 06	9,547 75	9,042 55	1,699 75	7,342 80	7,342 80	76 90	9,793 46	8,244 80	84 18
Lloyd's Casualty.....	20,999 41	2,347 75	18,651 06	12,942 95	871 53	12,071 42	12,071 42	64 72	19,796 42	13,416 42	67 77
London Guar. & Acc.....	90 00	45 00	45 00	45 00	45 00	45 00	45 00	45 00
London & Lancs. G. & A.....	4,627 19	457 84	4,627 19	3,268 43	3,268 43	3,268 43	70 64	4,637 61	2,404 03	53 13
London & Provincial	90 00	45 00	45 00	45 00	45 00	45 00	45 00	45 00
London & Scottish.....	90 00	45 00	45 00	45 00	45 00	45 00	45 00	45 00
Maryland Casualty.....	4,627 19	457 84	4,627 19	3,268 43	3,268 43	3,268 43	70 64	4,637 61	2,404 03	53 13
Merchants and Employers	457 84	118 00	457 84	118 00	118 00	118 00	25 77	359 62	118 00	32 81
Metropolitan Casualty Co.....	10 00	10 00	10 00	10 00	10 00	10 00	10 00	10 00
Monarch Accident.....	2,445 86	986 90	2,304 40	2,060 03	26 79	2,033 24	2,033 24	84 91	2,629 82	2,562 24	97 43
Motor Union.....	10,247 82	5,043 79	5,204 03	7,873 47	3,152 42	4,164 91	556 14	4,721 05	90 72	5,718 37	5,599 05	97 91
North American Accident.....	19,397 05	2,687 04	16,710 01	14,582 19	2,435 78	11,788 41	358 00	12,146 41	72 69	16,892 51	11,286 41	66 81
North British & Mercantile.....	286 04	286 04	286 04	286 04	286 04	286 04	286 04	286 04
Northern Assurance.....	30,592 60	3,512 35	27,080 25	19,625 94	3,220 11	16,285 71	120 12	16,405 83	60 58	28,166 61	16,755 83	59 49
North River.....	801 28	577 74	801 28	375 00	375 00	375 00	46 80	867 03	375 00	43 25
Norwich Union Fire.....	8,249 83	200 97	8,048 86	4,344 94	434 94	3,214 37	3,214 37	76 61	598 32	434 94	72 69
Occidental Fire.....	1,334 12	267 97	1,066 15	2,241 57	663 68	1,577 89	1,577 89	148 00	1,044 78	8,914 37	104 41
Ocean Accident & Guar.....	5,845 56	200 00	5,645 56	4,435 50	335 71	4,099 79	72 62	4,099 79	72 62	6,761 31	2,949 79	43 63
Pilot.....	1,622 59	163 06	1,459 53	1,314 86	1,314 86	1,314 86	90 09	1,530 33	1,339 86	81 55
Preferred Accident.....	2,539 67	81 50	2,458 17	571 44	571 44	571 44	2,284 49	2,284 49	481 44	21 07
Prudential Assurance Co.....	36,387 57	741 58	36,387 57	30,746 55	46 58	28,938 47	1,808 08	30,746 55	84 50	41,583 32	29,904 86	71 92
Railway Passengers.....	664 33	664 33	664 33	664 33	664 33	664 33	70 66	859 96	526 56	61 23
Royal Exchange.....	21,191 61	110 76	21,080 85	12,416 11	12,446 11	12,446 11	59 04	20,841 87	14,066 11	67 49
Royal Insurance.....	11,161 05	256 60	10,904 45	6,056 98	54 27	6,056 98	6,056 98	54 27	12,075 01	6,933 26	57 42
Scottish Metropolitan.....	4,379 63	4,152 88	4,123 03	2,729 85	23 33	2,706 52	2,706 52	65 64	4,151 78	1,606 52	38 69
Sun Insurance Office.....	7,148 71	4,152 88	2,995 83	5,825 20	3,434 47	2,392 90	— 2 17	2,392 90	79 80	3,139 87	2,002 73	89 26
Toronto General.....	32,275 77	32,275 77	32,275 77	17,487 13	17,341 63	145 50	17,487 13	54 18	31,321 78	19,417 13	61 99
Travelers Insurance.....	13,827 66	2,255 15	13,827 66	6,968 00	6,968 00	6,968 00	50 39	15,658 55	6,201 59	39 61
Union Assurance Society.....	2,255 15	6,39 349 79	2,255 15	1,368 04	1,368 04	1,368 04	60 66	2,462 91	1,418 17	57 58
Union Marine.....	6,39 349 79	6,39 349 79	6,39 349 79	6,39 349 79	6,39 349 79	6,39 349 79	6,39 349 79	6,39 349 79	6,39 349 79	6,39 349 79
Union of Canton.....	1,161 05	4,379 63	1,161 05	4,379 63	4,379 63	4,379 63	4,379 63	4,379 63	4,379 63	4,379 63
United States Fidelity.....	7,148 71	4,152 88	2,995 83	5,825 20	3,434 47	2,392 90	— 2 17	2,392 90	79 80	3,139 87	2,002 73	89 26
Western.....	32,275 77	32,275 77	32,275 77	17,487 13	17,341 63	145 50	17,487 13	54 18	31,321 78	19,417 13	61 99
World Marine.....	13,827 66	2,255 15	13,827 66	6,968 00	6,968 00	6,968 00	50 39	15,658 55	6,201 59	39 61
Yorkshire.....	2,255 15	6,39 349 79	2,255 15	1,368 04	1,368 04	1,368 04	60 66	2,462 91	1,418 17	57 58
Zurich.....	6,39 349 79	6,39 349 79	6,39 349 79	6,39 349 79	6,39 349 79	6,39 349 79	6,39 349 79	6,39 349 79	6,39 349 79	6,39 349 79
MUTUAL												
Metropolitan Life.....	13,827 66	2,255 15	13,827 66	6,968 00	6,968 00	6,968 00	50 39	15,658 55	6,201 59	39 61
Royal Guardians.....	2,255 15	6,39 349 79	2,255 15	1,368 04	1,368 04	1,368 04	60 66	2,462 91	1,418 17	57 58
Totals.....	6,39,349 79	39,528 18	599,821 61	417,838 48	25,072 99	388,507 77	4,257 72	392,765 49	65 48	614,313 31	402,163 37	65 46

County Fire.....	62 04	134 86	62 04	88 87	87 42	1 45	88 87	143 24	11 39	88 87	780 24
Equitable Fire & Marine.....	1 828 96	839 89	1 694 10	6,642 95	99 17	200 35	6,543 78	386 27	2,113 72	6,898 78	3,26 38
Fidelity-Phoenix Fire of N. Y.....	839 89	12 98	839 89	29 10	22 60	6 50	29 10	3 46	273 79	29 10	10 62
Fremont's Ins. Co. of Newark.....	12 98	12 98	52 69	40 66	12 03	52 69	405 93	22 21	52 69	237 24
Home Fire.....	1,374 40	101 61	1,272 70	1,396 82	1,348 72	48 10	1,396 82	109 71	-1,597 08	1,366 82	71 02
Home Falls.....	-1,043 05	-125 44	-917 61	3,647 90	3,445 16	47 50	3,192 66	7 69	4,495 35	3,192 66	8 29
Globe & Rutgers.....	427 31	427 31	32 85	32 85	32 85	504 56	41 85	8 29
Great American.....	3,290 73	3,290 73	161 25	161 25	161 25	3,286 88	720 65	21 92
Guardian Ins. Co. of Canada.....	30,787 55	30,787 55	538 25	538 25	538 25	43,937 63	16,340 78	37 11
Hartford Fire.....	14,818 78	13,274 72	1,574 06	14,848 78
Home Fire.....
Hudson Bay.....	4 23	4 23	162 96	2 28	16	2 44	21 65	16 00	2 44	14 70
Imperial Assurance.....	561 05	550 68	11 27	162 96	160 52	28 88	158 51	2 42	28 88	1,193 39
Imperial Guar. & Accident.....	20 72	2 50	18 22	32 00	3 12	43 72
Imperial Insurance Office.....	39 59	-3 00	42 59
Independence.....	4,805 96	2 00	4,803 96
Insurance Co. of N. A.....	-132 68	-121 72
Insurance Co. of Penna.....
La Salle.....	179 62	173 42	6 20
London Canada.....	200 00	240 94	200 00
Maryland Insurance.....	1,892 22	1,631 28
Mercury.....	17 08	17 08
Michigan.....	479 13	160 95	318 18	1 92	1 92	1 92
Mount Royal.....	-7 50	-7 50
National Fire.....	198 01	51 83	146 18	1,543 58	1,399 49	144 09	1,543 58	1,055 94	2,810 74	1,294 49	45 05
National Union Fire.....	100 99	98 35	200 75
Niagara Fire.....	211 00	10 25	200 75
Niagara Falls.....	10 78	10 78
North Empire.....
North River.....	3,840 42	3,840 42	1,288 34	1,123 54	164 80	1,288 34	33 54	4,087 95	1,365 34	33 39
Northwestern.....
Patriotic.....	01	-05	06
Philadelphia Fire.....	923 01	398 94	524 07	1,269 59	533 22	12 01	736 37	140 51	91 40	736 37	805 69
Phoenix Ins. of Hartford.....	539 26	61 91	477 35	162 90	13 43	7 24	149 47	31 31	502 02	149 47	29 77
Phoenix of London.....
Pioneer.....	2 64	2 64
Planet.....	-2 70	-2 70
Providence-Washington.....	501 08	151 87	349 21	493 06	485 18	7 88	493 06	141 19	155 88	493 06	320 42
Provident.....	583 87	583 87
Queen.....	-80 06	11 63
Reliance.....	27 01	27 01
Royal.....	157 48	125 75	31 73	3 84	2 31	1 53	4 82	127 57	1 53	1 81
Security.....	34	-17	51
St. Paul Fire & Marine.....	4,823 21	269 66	4,553 55	551 74	501 43	50 31	551 74	12 10	5,343 64	650 02	12 16
Sentinel.....	17 03	-05	17 08
Springfield.....	420 44	76 53	343 91
Sun Insurance Office.....	4 07	1 11	2 96	3 57	2 23	44	2 67	90 20	23 89	2 67	11 17
Svea.....	54 89	54 89
Toronto General.....	2,209 04	2,209 04	2,827 43	2,743 93	83 50	2,827 43	127 99	4,137 11	2,822 43	68 22
Union Marine.....	12 39	12 39
Union of Canton.....	1 85	-05	1 90
United Firemen's.....	6 63	1 00	5 63
United States Fire.....	155 31	155 31	517 76	517 76	517 76	936 11	101 85	517 76	508 36
Virginia Fire.....	173 62	173 62	4,734 64	4,734 64	6 00	411 70	548 20	75 88	411 70	548 20
Westchester Fire.....	-53 13	-35 13	-17 01	1,050 51	623 79	10 13	633 92	193 88	633 92	326 96
Westminster.....	699 03	31 05	667 98	20 70	17 70	3 00	20 70	511 34	20 70	4 05

TABLE XIII.—CASUALTY AND MISCELLANEOUS (OTHER THAN AUTOMOBILE) PREMIUMS AND LOSSES IN ONTARIO DURING 1931,
 ACCORDING TO CLASSES OF INSURANCE—Continued
 WEATHER—Continued

Companies	Premiums Written			Losses Paid					Ratio of losses paid to premiums written	Net premiums earned	Net losses incurred	Ratio net losses incurred to net premiums earned	
	Gross less return premiums		Net	Licensed reinsurance ceded	Gross	Licensed reinsurance received	Claims paid (net)	Adjustment expenses (net)					Total (net)
	\$	c.											
MUTUAL													
Hardware Dealers.....			2 25										
Lumbermen's Mutual.....			1 00										
Minnesota Implement.....			6 16										
Northwestern Mutual.....			1,697 43		92 60								
Portage la Prairie.....													
Retail Hardware.....													
Wanawana.....													
FARMERS' MUTUAL													
Huron Weather.....			9,091 25		2,521 18								
Ontario Farmers' Weather.....			11,040 81		3,919 14								
Western Farmers' Weather.....			22,219 14		10,276 08								
Totals.....	108,033 48		104,882 62	3,150 86	68,023 25	10,646 56	52,269 08	5,107 61	57,376 69	79,671 80	42,524 88	53.38	

V

APPENDICES

APPENDIX I

REVIEW OF 1932 LEGISLATION, ONTARIO

During the recent Session of the Legislature certain amendments were effected to *The Insurance Act*, R.S.O. 1927, Chapter 222, by an amendatory Act cited *The Insurance Act*, 1932 (1932, c. 24). Further amendments were effected by *The (Automobile) Insurance Act*, 1932 (1932, c. 25), pursuant to which Part VI of *The Insurance Act*, as amended by Sections 14, 15 and 16 of *The Insurance Act*, 1929, is repealed, and a new Part VI substituted therefor. These amendments, except *The (Automobile) Insurance Act*, came into force on the date of Royal Assent, viz., March 29th, 1932. *The (Automobile) Insurance Act* comes into force on a day to be named by the Lieutenant-Governor by his proclamation.

The following is a synopsis of the amendments so effected:

Definitions:

Section 1 of the Act is amended by new definitions of "automobile" and "automobile insurance." These definitions are changed to be uniform with those in Part VI respecting automobile insurance. (See Chapter 25.)

Annual Statements:

Section 70 (1) is amended by adding at the commencement thereof the words "subject to the provisions of Section 237a." The purpose of this amendment is to enable the Grand Lodge of Ontario, I.O.O.F., a licensed mutual benefit society, to prepare and file its annual statement showing its affairs as at the 30th day of September, instead of the 31st day of December next preceding.

Section 106 (4) of the Act is amended to make the provision correspond with Section 70 (5) as amended by Section 6 of *The Insurance Act*, 1931, which relates to the manner in which all insurers must show in their annual statements their liability for premiums not fully earned at the end of the calendar year.

A new Section 237a is added which provides for the acceptance of statements of mutual benefit societies which grant benefits solely through subordinate lodges or branches for a fiscal year other than the calendar year. [See also amendment to Section 70 (1).]

Reciprocal Insurance—Taxation:

Section 254 of *The Insurance Act* is amended to increase the rate of premium tax from "one and one-third" to "two" per cent. of the gross premiums or deposits collected from subscribers in respect of risks located in Ontario after deducting returns for cancellations, considerations for reinsurances with licensed insurers, and all amounts returned to subscribers or credited to their accounts as savings.

This amendment places reciprocal exchanges on the same basis for taxation purposes as fire insurance companies taxable under *The Corporation Tax Act* as amended in 1932.

Licensing of Agents:

Section 256 (15) of the Act is amended by adding at the end thereof the words "and further provided that in the case of insurers authorized to undertake classes of insurance other than life insurance, officers or employees whose applications for license as insurance agents have been refused or whose licenses have been revoked or suspended, may not so act without the written approval of the Superintendent."

This amendment is proposed to strengthen the regulations respecting insurance agents and to enable the Superintendent to prohibit an agent who has lost his license or a person who has been refused a license from working for a company or agent as a salaried employee without his permission.

Section 256 (15a) of the Act as enacted by Section 10 (2) of *The Insurance Act*, 1930, is amended to direct the issue of special licenses to steamship and aircraft ticket agents as well as railway ticket agents for the writing of accident insurance.

Section 265 (2) of the Act is amended by adding at the end thereof the words "or in the placing of insurance for one person, firm, corporation, estate or family."

This amendment is proposed to enable the Superintendent to refuse an insurance agent's license to a corporation, e.g., formed for the purpose of placing the insurance of some estate or for the purpose of placing the insurance of an automobile or other finance or acceptance corporation and thereby securing what amounts to a rebate of premium.

Section 267 of the Act is amended by adding at the end thereof "and that he has been guilty of an offence."

Section 267 declares that an agent shall be deemed to hold premiums collected by him in trust for his company and that if he fails to pay over to his company within fifteen days such premiums, his failure shall be *prima facie* evidence that he has used or applied the said premiums for a purpose other than paying the same over to the company. The purpose of the amendment is to provide that such failure shall also be evidence that the agent has been guilty of an offence and as such subject to the penalties of section 77.

Rights of judgment creditor against insurer:

Section 11 provides for the application of Section 85 of the Act to all rights of action arising out of injury or damage occurring prior to the first day of September, 1930, notwithstanding the repeal of Section 85 by virtue of *The Insurance Act, 1930*.

Section 85 as it appears in R.S.O. 1927, Chapter 222, relates to the rights of claimants against insurers where execution against insured is returned unsatisfied. It was repealed as of the first day of September, 1930 because it was no longer necessary in view of Section 87 (4) of *The Highway Traffic Act* as enacted in 1930, and which applies only to accidents occurring after September 1st, 1930. It thus developed that in respect of accidents occurring prior to September 1st, 1930, there was no right of action against the insurer after that date either under old Section 85 of *The Insurance Act* or the new Section 87 of *The Highway Traffic Act*. The 1932 amendment is intended to cure this defect.

Prohibition of racial or religious discrimination:

The Insurance Act is amended by the addition of a new Section 92a which reads as follows:

"92a. Any licensed insurer which discriminates unfairly between risks within Ontario because of race or religion of the insured, shall be guilty of an offence."

This amendment is intended to put an end to the practice on the part of some insurance companies of discriminating against applicants for insurance on the ground of their race or religion.

Automobile Insurance:

By *The (Automobile) Insurance Act, 1932* (1932, c. 25), Part VI of *The Insurance Act* which relates to contracts of automobile insurance and provides what terms and conditions including "Statutory Conditions" may or shall be included in policies, is repealed, and a new Part VI, embodying a general revision of the existing statute, substituted therefor. In 1930 Ontario enacted so-called financial responsibility provisions in *The Highway Traffic Act* which provisions prescribed the coverage, terms and conditions of all motor vehicle liability policies "notwithstanding any law or statute to the contrary." These provisions conflicted with *The Insurance Act* and particularly with the statutory conditions which companies were expressly required to print in their policies. The result was the policies contained terms and conditions which are no longer applicable to claims of third parties by reason of the motor vehicle statutes.

The effect of this amendment is limited to incorporating in *The Insurance Act* provisions relating to motor vehicle liability policies already approved by the Legislature in its amendments to *The Highway Traffic Act*. These provisions are based upon the principle that every insured motorist should be financially responsible to victims of his negligence on the highway quite independently of the provisions of the motor vehicle laws requiring proof of financial responsibility in certain cases and that the insurer should be absolutely liable to such victims, notwithstanding any default or misrepresentation which, in the absence of such provisions, would constitute a valid defence by the company to any claim.

This Act came into force on the first day of September, 1932, pursuant to Proclamation of the Administrator of the Government of the Province of Ontario, dated June 14th, 1932.

The Insurance (Temporary Provisions) Act, 1932:

On account of the Privy Council Judgment in *Attorney-General of Quebec vs. Attorney-General of Canada* (The Quebec Insurance Reference), the existing laws of the Province relating to insurance require revision, and it is expedient to empower the Lieutenant-Governor in Council pending such revision to make orders and regulations by way of temporary provision. Accordingly an Act (1932, c. 26) was enacted under the above title. Sections 2, 3, 4 and 5 read as follows:

2. *Temporary provisions.*—The Lieutenant-Governor in Council shall have power to do and authorize such acts and things and to make from time to time such orders and regulations as he may deem necessary or advisable with respect to the business of insurance, and for the licensing or other authorization and regulation of insurers, and for amending, suspending, repealing or adding to any provision of *The Insurance Act* or any other Act of the Legislature relating to insurance.

3. *General powers as to enforcement.*—All orders and regulations made under this Act shall have the force of law, and shall be enforced in such manner and by such courts, officers and authorities as the Lieutenant-Governor in Council may prescribe, and may be varied, extended, or revoked by any subsequent order or regulation; but if any order or regulation is varied, extended or revoked, neither the previous operation thereof nor anything duly done thereunder shall be affected thereby nor shall any right, privilege, obligation or liability acquired, accrued, accruing or incurred thereunder be affected by such variation, extension or revocation.
4. *Penalties.*—The provisions of section 77 of *The Insurance Act* prescribing penalties for violation thereof shall apply to the violation of any order or regulation made under the authority of this Act.
5. *Commencement of Act.*—This Act shall come into force on a day to be named by the Lieutenant-Governor by his proclamation and, when proclaimed, it and the orders and regulations made thereunder shall have effect until the next session of the Legislature is prorogued.

In addition to the amendments effected to *The Insurance Act* heretofore described, certain amendments respecting other laws in Ontario and affecting the business of insurance were enacted as follows:

The Corporations Act:

By *The Corporations Tax Act, 1932*, clause (a) of section 3 (3) is repealed and the following substituted therefor:

- “(a) (i) Insurance companies.—Every life insurance company shall pay a tax of one and threequarters per centum on all gross premiums received by the company or its agent or agents in respect of the business transacted in Ontario less cash values of dividends to policyholders.
- (ii) Every fire insurance company shall pay a tax of one and two-thirds per centum calculated on the gross premiums received by the company or its agent or agents in respect of the business transacted in Ontario.
- (iii) Every other insurance company shall pay a tax of two per centum calculated on the gross premiums received by the company or its agent or agents in respect of the business transacted in Ontario.”

The effect of this amendment is to increase the tax on life insurance companies from $1\frac{1}{4}$ per cent. on premium income to $1\frac{3}{4}$ per cent. on premium income, and on fire insurance companies from 1 per cent. to $1\frac{2}{3}$ per cent., and on all other companies from 1 per cent. to 2 per cent.

The Highway Traffic Act, 1932:

By *The Highway Traffic Act, 1932* (1932, c. 32), clauses (a) and (b) of Section 77 of *The Highway Traffic Act*, are repealed and new clauses substituted therefor. The amendment was necessary to conform with the provisions of *The Automobile Insurance Act, 1932*.

Clause (a) of Section 78 (1) is amended to enable the Registrar of Motor Vehicles to adopt standard practice as to certificates filed under the Section.

Section 80 is amended to clarify the Section as to chauffeurs, etc., and their proofs of financial responsibility.

Section 87 is repealed and a new Section substituted therefor. The repealed sections relate to the financial responsibility of motorists, which provisions are incorporated in the 1932 amendments to *The Insurance Act* relating to automobile insurance.

The Companies Information Act:

Section 3 (3) of *The Companies Information Act* is amended by *The Statute Law Amendment Act (1932, c. 53)* to read as follows:

- “3. This section shall not apply to corporations registered under *The Loan and Trust Corporations Act* or to an insurer licensed under *The Insurance Act*, except where such corporation or insurer is selling its treasury stock in Ontario either directly or through any person or company.”

The Municipal Act:

The Municipal Act is amended by 1932, c. 29 to provide that every treasurer, deputy-treasurer, collector, etc., shall give security for the faithful performance of his duties and for the accounting for and paying over all money which comes into his hands. The security to be given shall be a bond, policy or guarantee contract of a guarantee company within the meaning of *The Guarantee Companies Securities Act*.

Mortgage Moratorium:

A new Act entitled *Mortgagors and Purchasers Relief Act, 1932* (1932, c. 49) gives the Courts further power with respect to the recovery of money secured by mortgage and similar matters

Toronto Firemen's Benefit Fund

By Section 7 of *The City of Toronto Act 1932* (1932, c. 93), By-laws Nos. 7951 and 10649 of the Council of the City of Toronto which relate to the Toronto Fire Department Superannuation and Benefit Fund were validated. The said section reads as follows:

"7. By-law No. 7951 passed by the council of the said corporation and being 'A By-law respecting the Toronto Fire Department Superannuation and Benefit Fund' and By-law No. 10649 passed by the said council and being 'A By-law respecting the Toronto Fire Department Superannuation and Benefit Fund' are and each of them is hereby declared to have been legally and validly passed by the said council and to be legal, valid and binding upon the said corporation and the ratepayers thereof and all contributors to and beneficiaries of the said Toronto Fire Department Superannuation and Benefit Fund, and notwithstanding any other act or instrument to the contrary, to be the consolidated constitution, by-laws and rules referred to in section 211 of *The Insurance Act* in force on and after the effective dates of the said by-laws respectively."

The Toronto Police Benefit Fund

By Section 8 of *The City of Toronto Act 1932* (1932, c. 93) By-law No. 13273 of the Council of the City of Toronto which relates to the Toronto Police Benefit Fund was validated. The said section reads as follows:

"8. By-law No. 13273 passed by the council of the said corporation and being 'A By-law respecting the Toronto Police Benefit Fund' is hereby declared to have been legally and validly passed by the said council and to be legal, valid and binding upon the said corporation and the ratepayers thereof and all contributors to and beneficiaries of the said Toronto Police Benefit Fund and, notwithstanding any other act or instrument to the contrary to be the consolidated constitution, by-laws and rules referred to in section 211 of *The Insurance Act* in force on and after the effective date of the said by-law."

APPENDIX II

REPORT OF STANDING COMMITTEE ON VALUATION OF SECURITIES

ASSOCIATION OF SUPERINTENDENTS OF INSURANCE
OF THE PROVINCES OF CANADA

The following resolution was adopted at the Fourteenth Annual Conference of the Association held in Winnipeg, Man., last September:

WHEREAS it is desirable that all provinces should prescribe the same basis of valuation of securities for use by insurers in completing Annual Statement Blanks;

BE IT RESOLVED: That the Provinces of Quebec and Ontario are hereby constituted the Association "Standing Committee on Valuation of Securities" with full power to determine the basis of valuation of securities and with instructions to publish through the Secretary not later than the 15th January in each year, a list of securities held by insurers as at the December 31st next preceding, with valuations thereof to be used in completing Annual Statement Blanks.

Your Committee has concluded to recommend that the values of bonds, debentures and stocks shall be fixed in respect of annual statements for the year ending December 31st, 1931, as follows:

1. For bonds and debentures:

- (a) Held on December 31st, 1930 and not since disposed of and not in default or intrinsically depreciated since the said date, the market values as at December 31st, 1930;
- (b) Acquired since December 31st, 1930, and not in default, the book values as at December 31st, 1931;
- (c) Other than those mentioned in (a) and (b) above, the market values as at December 31st, 1931;

2. For preferred and common stocks:

- (a) Held on June 30th, 1931, and not since disposed of, the market values as at the said date;
- (b) Acquired since June 30th, 1931, the book values as at December 31st, 1931.

In paragraph 1 of the foregoing the term "market value" does not mean the stock exchange quotation for a particular day. The expression "market values as at December 31st, 1930" means the market values used in the annual statements as of December 31st, 1930, and the expression "market values as at December 31st, 1931" means fair market value as determined by your committee.

On or about January 15th, 1932, a list of securities held by insurance companies with valuations thereof to be used in completing annual statement blanks as of December 31st, 1931, will be published and distributed by the Secretary of the Association.

B. A. DUGAL (Quebec).

R. LEIGHTON FOSTER (Ontario).

December 31st, 1931.

APPEN

UNLICENSED INSURANCE PLACED DURING
LICENSED PURSUANT TO SECTION

Name of Company	Armour, Bell, Boswell & Cronyn, Ltd.	Barton & Ellis, Ltd.	Hardy & Reynolds	Irish & Maulson, Ltd.
American Eagle, N.Y.		\$703,385		
Bankers & Shippers, N.Y.		7,500		
Canadian Union, Montreal		19,150		
Excess Ins. Co., London, Eng.				\$59,550
Federal Mutual			\$5,000	
Fitchburg			6,000	
Glen Cove Mutual, N.Y.		210,629	14,000	
Grain Dealers, Boston			10,100	
Harmonia Fire, N.Y.		294,370		
Importers & Exporters, N.Y.		4,000		
Indiana Mutual			485,475	
Industrial Ins., Ohio		23,000		
Knickerbocker, N.Y.		135,000		
Lloyds, Chicago		282,768		
Lloyds, London	\$68,250	1,567,839		3,240,450
Lumber Mutual			525,270	
Michigan Millers, Chicago			21,000	
Millers Mutual, Texas			41,750	
National Fire & Marine, N.J.		134,800		
National Implement, Minn.			47,500	
National Petroleum, Ill.				
National Retail			72,750	
New York State Ins. Co., N.Y.				95,000
Ohio Hardware, Ohio			136,050	
Ohio Underwriters, Ohio			48,500	
Pennsylvania Millers, Pa.			23,500	
Pennsylvania Mutual, Pa.			339,050	
Philadelphia National, Pa.				
Richmond, N.Y.		10,000		
Standard, N.Y.		152,500		
Twin Mutual, Boston			3,750	
Gross Amount Insurance Placed	\$68,250	\$3,544,941	\$1,779,695	\$3,395,000
Amount Cancellations	18,250	2,400,110	367,045	
Net Amount Insurance Placed	50,000	1,144,831	1,412,650	3,395,000
Gross Amount in Force, December 31st, 1931	\$50,000	\$1,144,831	\$1,412,650	\$3,426,015
Gross Premiums	\$580	\$37,904	\$34,395	\$8,930
Return Premiums	134	14,359	18,736	
Net Premiums Written	\$446	\$23,545	\$15,659	\$8,930

DIX III

1931 BY SPECIAL INSURANCE BROKERS

259 OF THE INSURANCE ACT

Mitchell & Ryerson	Muntz & Beatty, Ltd.	Osborn & Lange, Ltd.	Ring, Chas. E.	Smith & Walsh, Ltd.	Willis, Faber & Co., Ltd.	Total.
.....						\$703,385
.....						7,500
.....						19,150
.....						59,550
.....						5,000
.....						6,000
.....						224,629
.....						10,100
.....						294,370
.....						4,000
.....						485,475
.....						23,000
.....						135,000
.....						282,768
\$51,500	\$5,000	\$150,000	\$72,500	\$301,495	\$716,500	6,173,534
.....						525,270
.....						21,000
.....	70,000					41,750
.....	74,000					204,800
.....						47,500
.....						74,000
.....						72,750
.....						95,000
.....						136,050
.....						48,500
.....						23,500
.....						339,050
.....	30,000					30,000
.....						10,000
.....						152,500
.....						3,750
\$51,500	\$179,000	\$150,000	\$72,500	\$301,495	\$716,500	\$10,258,881
.....				127	28,500	2,814,032
51,500	179,000	150,000	72,500	301,368	688,000	1,444,849
\$51,500	\$179,000	\$150,000	\$72,500	\$301,368	\$648,000	\$7,435,864
\$416	\$932	\$830	\$986	\$5,844	\$4,616	\$95,433
.....	2	127	212	33,570
\$416	\$930	\$830	\$986	\$5,717	\$4,404	\$61,863

APPEN

STATEMENT OF THE LOCATION OF THE HEAD OFFICES AND NAMES
INCORPORATED BY ONTARIO OTHER

Name of Company	Class of Insurers	Head Office	President or Principal Officer
Algoma Mutual.....	Mutual.....	Sault Ste. Marie..	H. Knight.....
Amherst Island.....	Mutual.....	Stella.....	Samuel Miller.....
Ayr.....	Mutual.....	Ayr.....	Robt. Foulds.....
Bay of Quinte Agricultural.....	Mutual.....	Picton.....	H. McCartney.....
Bertie and Willoughby Farmers'...	Mutual.....	Wainfleet.....	A. J. Willson.....
Blanshard.....	Mutual.....	Science Hill.....	Duncan McVannell...
Blenheim, North.....	Mutual.....	Plattsville.....	A. Harley.....
Brant County.....	Mutual.....	Brantford.....	D. W. Miller.....
Canadian Millers'.....	Mutual.....	Hamilton.....	A. L. Noble.....
Caradoc Farmers'.....	Mutual.....	Mount Brydges..	Donald Campbell....
Chosen Friends, Canadian Order Society.....	Fraternal.....	Hamilton.....	Albert Chevalier.....
Civil Service Mutual Benefit.....	Fraternal.....	Ottawa.....	A. G. Kingston.....
Clinton Township.....	Mutual.....	Beamsville.....	E. Durham.....
Culross.....	Mutual.....	Teeswater.....	K. McKenzie.....
Dereham and W. Oxford.....	Mutual.....	Ingersoll.....	F. H. Gregg.....
Dorchester, North and South.....	Mutual.....	Harrietsville.....	S. S. McDermand....
Downie.....	Mutual.....	St. Paul's.....	Wm. Suehring.....
Dufferin Farmers.....	Mutual.....	Shelburne.....	W. J. Jelly.....
Dumfries, N., and Waterloo, S.....	Mutual.....	Galt.....	Jas. Betzner.....
Dunwich Farmers'.....	Mutual.....	Iona Station.....	John W. McCallum..
Easthope, South.....	Mutual.....	Tavistock.....	P. H. Murray.....
Economical.....	Cash-Mutual...	Kitchener.....	G. C. H. Lang.....
Ekfrid.....	Mutual.....	Appin.....	D. A. McCallum.....
Elma Farmers'.....	Mutual.....	Atwood.....	John S. Cowan.....
Empire Life Insurance Company...	Stock.....	Toronto.....	M. P. Langstaff.....
Eramosa.....	Mutual.....	Rockwood.....	Chas. Benham.....
Erie Farmers'.....	Mutual.....	South Cayuga....	J. Honsberger.....
Farmers' Central.....	Mutual.....	Walkerton.....	Moses Bilger.....
Farmers' Union.....	Mutual.....	Lindsay.....	Bruce McNevin.....
Federal Fire Insurance Co.....	Stock.....	Toronto.....	E. B. Stockdale.....
Foresters, Canadian Order of.....	Fraternal.....	Brantford.....	W. M. Couper.....
Formosa.....	Mutual.....	Formosa.....	Jno. F. Waechter....
Germania Farmers'.....	Mutual.....	Ayton.....	Andrew Schenk.....
Glengarry Farmers'.....	Mutual.....	Alexandria.....	D. A. Ross.....
Gore District.....	Cash-Mutual...	Galt.....	A. R. Goldie.....
Grand River.....	Mutual.....	Caledonia.....	R. H. Allan.....
Grenville Patron.....	Mutual.....	Spencerville.....	Robt. Mulholland....
Grey and Bruce.....	Mutual.....	Hanover.....	T. H. O'Neil.....
Guelph Township.....	Mutual.....	Guelph.....	Robt. Amos.....
Halton Union.....	Mutual.....	Campbellville....	C. E. Hood.....
Hamilton Firemen's Benefit Fund..	Fraternal.....	Hamilton.....	Edmund Nixon.....
Hamilton Police Benefit Fund.....	Fraternal.....	Hamilton.....	Chas. Boecker.....
Hamilton Township.....	Mutual.....	Cobourg.....	E. H. Martyn.....
Hand-in-Hand.....	Stock.....	Toronto.....	W. R. Houghton....
Hay Township.....	Mutual.....	Zurich.....	John Armstrong....
Hopewell Creek.....	Mutual.....	New Germany....	C. M. Wilhelm.....
Howard Farmers'.....	Mutual.....	Ridgetown.....	R. L. Smyth.....
Howick Farmers'.....	Mutual.....	Wroxeter.....	John A. Bryans.....
Huron Weather.....	Mutual.....	Woodham.....	Jas. Scott.....
Kent and Essex.....	Mutual.....	Merlin.....	Christian Johnston...
Knights of Malta, Chapter General.	Fraternal.....	Toronto.....	H. A. Hann.....

DIX IV

AND ADDRESSES OF PRINCIPAL OFFICERS OF ALL INSURERS
THAN MUTUAL BENEFIT SOCIETIES

Post Office	Vice-President	Post Office	Manager or Secretary	Post Office
Sault Ste. Marie Stella Glenmorris	J. A. Donaghue Wm. Glen Murdo Lillico	Sault Ste. Marie Stella Bright	Lt.-Col. T. H. Elliott E. C. McDonald A. L. Easton	Sault Ste. Marie Stella Ayr
Wellington Wainfleet St. Mary's Princeton St. George	W. Clark J. A. Barron Jas. A. Highet Morton Hall Samuel Des Larue	Ameliasburg Fonthill Science Hill Bright St. George	W. A. Davis Jno. G. Wills Thos. H. Driver Stuart Hastings J. A. Messecar	Picton Wainfleet Science Hill Plattsville Brantford
Toronto Southwold	R. A. Thompson Archie Walker	Lynden Muncey	J. T. White E. W. J. Sutherland	Hamilton Mt. Bydges
Montreal Ottawa Smithville	 L. H. Collard	 St. Catharines	C. H. Fitch J. J. McGill G. A. Tinlin	Hamilton Ottawa Beamsville
Teeswater	Thos. P. McDonald	Teeswater	F. G. Moffat	Teeswater
Salford Port Burwall Stratford Shelburne Copetown Dutton	R. W. Brink Wm. Kiddie W. M. Robertson J. A. Marshall J. M. Irwin W. R. Pollard	Woodstock Belmont St. Paul's Orangeville Galt Iona Station	T. R. Mayberry S. E. Facey Geo. Armstrong J. A. Richardson A. W. Hilborn W. A. Galbraith	Ingersoll Harrietsville St. Paul's Shelburne Galt Iona Station
Tavistock Kitchener Glencoe Atwood Toronto Rockwood Dunnville	Andrew Renicker L. J. Breithaupt L. L. McTaggart S. J. Love Jno. Grieve C. J. Smelser	St. Paul's Kitchener Appin Atwood Rockwood Selkirk	Edwin Caister W. H. Schmalz Herman Galbraith J. R. Hammond J. Ross Paterson W. A. Dickieson A. E. Havill	Tavistock Kitchener Appin Atwood Toronto Rockwood South Cayuga
Mildmay Reaboro Toronto Montreal Walkerton	John Oswald J. J. Robertson H. C. Schofield, M.P.P. Thos. Inglis	Chesley Dunsford Toronto Clifford	B. W. Schumacher Pearl James H. Begg Alf. P. Van Someren E. G. Kuntz	Walkerton Lindsay Toronto Brantford Formosa
Ayton Martintown Galt Caledonia South Mountain Walkerton Guelph	M. E. Murray E. J. MacDonald Jno. R. Blake Robt. S. Kerr John F. Black D. McKinnon J. P. Henderson	Neustadt Alexandria Galt York Kemptville Chesley Guelph	R. H. Fortune V. G. Chisholm J. N. MacKendrick J. E. Stubbs W. M. Snyder Wm. Ruttle Geo. McIntosh	Ayton Alexandria Galt Caledonia Spencerville Hanover Guelph
Freeman Hamilton Hamilton Port Hope Toronto Zurich Breslau Blenheim Fordwich Brucefield	T. L. Leslie W. R. Coyle Jos. Walmsley Reinholdt Miller M. May David Wilson A. McKercher Henry Rau	Georgetown Roseneath Toronto Dashwood Breslau Ridgetown Wroxeter Zurich	Thos. Moore Jas. Cochran Jas. McKay W. A. Hoskin C. H. C. Fortner Henry Eilber A. J. Frank A. Gillanders W. S. McKercher Chas. Monteith	Campbellville Hamilton Hamilton Cobourg Toronto Crediton New Germany Ridgetown Wroxeter Woodham
Kingsville Toronto	D. H. Brown	Chatham	T. B. Harvey John B. Pugh	Merlin Toronto

APPEN

STATEMENT OF THE LOCATION OF THE HEAD OFFICES AND NAMES
INCORPORATED BY ONTARIO OTHER

Name of Company	Class of Insurers	Head Office	President or Principal Officer
Lambton Farmers'	Mutual	Watford	Gilford Butler
Lanark	Mutual	Perth	D. McLean
Lennox and Addington	Mutual	Napanee	A. C. Parks
Lobo Township	Mutual	Ilderton	Wm. Chapman
London Police Benefit Fund	Fraternal	London	Jas. Singleton
London Township	Mutual	London	C. H. Perkin
McGillivray	Mutual	Parkhill	John Robinson
McKillop	Mutual	Seaforth	J. Benneweis
Maple Leaf	Mutual	Columbus	G. B. Mothersill
Merchants	Stock	Toronto	W. R. Houghton
Mutual Relief Life Ins. Co.	Mutual	Kingston	Dr. J. C. Connell
Nissouri	Mutual	Kintore	E. J. Gleason
Norfolk	Mutual	Simcoe	Roy Williams
North Kent	Mutual	Dresden	E. L. Moore
Oddfellows, Canadian Order of	Fraternal	Toronto	D. W. Donaldson
Oneida Farmers'	Mutual	Hagersville	W. G. Fagan
Ontario Commercial Travellers' Association	Fraternal	London	A. W. Howe
Ontario Equitable Life and Accident	Stock	Waterloo	Hon. C. A. Dunning
Ontario Farmers' Weather	Mutual	Grand Valley	Wm. Park
Ontario Threshermen's Mutual	Mutual	Chatham	J. M. Houston
Ottawa Firemen	Fraternal	Ottawa	Stanley Lewis
Ottawa Police Benefit Fund Ass'n.	Fraternal	Ottawa	Ropt. W. Mahoney
Otter	Mutual	Norwich	A. W. Eddy
Oxford Farmers'	Mutual	Embro	Jno. Whaley
Peel County	Mutual	Brampton	J. H. Rutherford
Peel and Maryborough	Mutual	Drayton	Wm. Newstead
Perth	Cash-Mutual	Stratford	G. G. McPherson K.C.
Pilot Insurance Company	Stock	Toronto	D. M. Ferry, Jr.
Prescott Farmers'	Mutual	Alfred	Saml. Parisien
*Provident Assurance Co.	Stock	Montreal, Que.	Hon. P. R. DuTremblay
Puslinch	Mutual	Arkell	W. J. Little
Queen City	Stock	Toronto	W. R. Houghton
Saltfleet and Binbrook	Mutual	Hannon	A. E. Walker
Sons of England	Fraternal	Toronto	Robt. Patching
Sons of Scotland	Fraternal	Toronto	Alex. Cowan
Southwold Farmers'	Mutual	Shedden	Mungo McNab
St. Joseph Union of Canada	Fraternal	Ottawa	J. S. Tetreault
*Stanstead and Sherbrooke	Stock	Sherbrooke, Que.	Hon. Jacob Nicol
Stratford, City of, Mutual Benefit Fund	Fraternal	Stratford	A. S. Kappel
†Sydenham	Mutual	Owen Sound	
Toronto General Ins. Co.	Stock	Toronto	G. Larrett Smith K.C.
Toronto Firemen's Benefit Fund	Fraternal	Toronto	W. D. Robbins
Toronto Police Benefit Fund	Fraternal	Toronto	Insp. Wm. Miller
Townsend Farmers'	Mutual	Waterford	S. C. Kitchen
Usborne and Hibbert	Mutual	Exeter	Frank McConnell

*Incorporated under Quebec Laws.

†Business reinsured in the Wawanesa Mutual Ins. Co. E. T. McDonald Department Manager of the Sydenham Branch.

DIX IV—Continued

AND ADDRESSES OF PRINCIPAL OFFICERS OF ALL INSURERS
THAN MUTUAL BENEFIT SOCIETIES—Continued

Post Office	Vice-President	Post Office	Manager or Secretary	Post Office
Croton	J. P. McVicar	Inwood	A. G. Minielly	Watford
Perth	F. Ferrier	Perth	J. E. Anderson	Perth
Napanee	A. Hartman	Odessa	W. R. Lott	Napanee
Denfield	A. B. Crawford	Ilderton	A. E. McKay	Ilderton
London			P. W. Harpur	London
Ettrick	Thos. J. Foster	London	Alfred T. Pattison	Denfield
Ailsa Craig	Wm. E. Lee	Clandeboye	A. E. Taylor	Parkhill
Brodhagan	Jas. Connolly	Goderich	D. F. McGregor	Seaforth
Oshawa	D. M. Morgan	Claremont	P. G. Purves	Columbus
Toronto			Chas. M. Horswell	Toronto
Kingston	A. J. Meiklejohn	Kingston	A. J. Meiklejohn	Kingston
Lakeside	F. E. Day	Embro	W. W. Day	Thamesford
Fairground	Wm. Collings	Langtown	N. S. Boughner	Simcoe
Thamesville	I. Bedford	Dresden	W. S. Holmes	Dresden
Toronto	George Sellar	Montreal	Robert Fleming	Toronto
Caledonia	E. S. Peart	Caledonia	Knud Wodskou	Hagersville
London	A. A. Morrison	London	Geo. T. Hair	London
Lucerne, Que.	Sen. H. W. Laird	Regina, Sask.	M. J. Smith	Waterloo
	J. C. Breithaupt	Kitchener		
	J. C. Haight K.C.	Waterloo		
Belwoods	C. E. Archibald	Grand Valley	W. A. Wansbrough	Grand Valley
Chatham	E. S. Down	Shedden	Ethel F. Sandison	Chatham
Ottawa			James J. O'Kelly	Ottawa
Ottawa			Jos. A. Downey	Ottawa
Scotland	Jas. Rettie	Burgessville	T. M. Cayley	Norwich
Embro	Jno. C. McPherson	St. Mary's	H. W. Sutherland	Embro
Bolton	J. A. Fletcher	Brampton	F. J. Thompson	Brampton
Moorefield	O. D. Whale	Alma	Robt. McArthur	Drayton
Stratford	James Jones	Mitchell	Geo. Kay	Stratford
Detroit	F. S. Brown	Detroit	N. Duffett	Toronto
Alfred	Ulric Doaust	Plantagenet	B. G. Parisien	Alfred
Montreal			J. H. Pigeon	Montreal
Hespeler	Thos. S. Doyle	Guelph	Thomas Arkell	Arkell
Toronto	Jos. Walmsley	Toronto	H. F. Crighton	Toronto
Bartonville	John Moffatt	Ancaster	C. I. Stewart	Hamilton
Ottawa	Wm. V. Oglesby		David J. Proctor	Toronto
Toronto			D. M. Robertson	Toronto
Iona Station	Geo. Silcox	Shedden	John H. Sells	Shedden
Sherbrooke			Charles Leclerc	Ottawa
Sherbrooke Que.	C. B. Howard	Sherbrooke, Que.	J. G. Armitage	Sherbrooke
Stratford			H. Denroche	Stratford
			E. T. Macdonald	Owen Sound
Toronto	{ Rt. Hon. A. Meighen	Toronto	} P. H. Horst	Toronto
Toronto	{ W. P. Fess	Toronto		
Toronto			G. A. Lascelles	Toronto
Toronto			Insp. Wm. Kelly	Toronto
Waterford	Wm. E. Mason	Simcoe	D. A. Hill	Waterford
Dublin	Angus Sinclair	Mitchell	W. A. Turnbull	Exeter

APPEN

STATEMENT OF THE LOCATION OF THE HEAD OFFICES AND NAMES
INCORPORATED BY ONTARIO OTHER

Name of Company	Class of Insurers	Head Office	President or Principal Officer
Walpole Farmers'	Mutual	Jarvis	J. B. McKenzie
Waterloo	Cash-Mutual	Waterloo	W. G. Weichel
Waterloo, North, Farmers'	Mutual	Waterloo	M. M. Shantz
Wawanosh, West	Mutual	Dungannon	Chas. F. Hewitt
Wellington	Stock	Toronto	W. A. Denton
Western Farmers' Weather	Mutual	Woodstock	Jas. Connolly
Westminster Township	Mutual	Wilton Grove	W. H. Weatherston
Williams, East	Mutual	Kerrwood	Jno. A. Morrison
Yarmouth	Mutual	St. Thomas	C. A. Campbell

DIX IV—Continued

AND ADDRESSES OF PRINCIPAL OFFICERS OF ALL INSURERS
THAN MUTUAL BENEFIT SOCIETIES—Continued

Post Office	Vice-President	Post Office	Manager or Secretary	Post Office
Nanticoke.....	Jno. Mitchell.....	Jarvis.....	Geo. L. Miller.....	Jarvis
Waterloo.....	J. H. Simpson.....	Guelph.....	Arthur Foster.....	Waterloo
Crosshill.....	J. W. Hartlein.....	Kitchener.....	Jos. H. Woods.....	Waterloo
Kincardine.....	Robt. Davidson.....	Dungannon.....	G. C. Treleaven.....	Dungannon
Toronto.....	E. B. Stockdale.....	Toronto.....	H. Begg.....	Toronto
Goderich.....	J. C. Henderson.....	Lakeside.....	E. L. Sutherland.....	Woodstock
Glanworth.....	R. A. McDougall.....	Glanworth.....	R. S. Nichol.....	Wilton Grove
Parkhill.....	Jno. McCallum.....	Denfield.....	Jno. A. McLeish.....	Kerrwood
Belmont.....	S. W. Zavitz.....	St. Thomas....	A. E. Bucke.....	St. Thomas

APPENDIX V
CLASSIFICATION OF AGGREGATE EXPERIENCE ON FIRE RISKS IN ONTARIO FOR YEARS 1923-30
(EXCLUDING EXPERIENCE OF RECIPROCAL EXCHANGES, FARMERS' MUTUALS AND ASSOCIATED NEW ENGLAND MUTUALS)

Class No.	FRAME PROTECTED			FRAME UNPROTECTED			BRICK PROTECTED			BRICK UNPROTECTED			FIRE-PROOF			Class No.
	Premiums written	Claims paid	Ratio (%)	Premiums written	Claims paid	Ratio (%)	Premiums written	Claims paid	Ratio (%)	Premiums written	Claims paid	Ratio (%)	Premiums written	Claims paid	Ratio (%)	
	\$	\$		\$	\$		\$	\$		\$	\$		\$	\$		
2	243,142	180,102	74.07	250,703	196,981	77.25	5,678	12,251	21.24	12,251	3,431	28.00	2,851	855	29.97	2
4	138,048	80,245	58.13	176,090	148,715	84.45	1,805,151	1,048,450	58.03	267,470	121,299	45.34	9,958	2,753	27.63	4
6	110,531	59,257	53.60	138,938	77,795	56.06	3,387,788	1,171,836	34.41	80,562	28,913	35.95	24,903	919	3.68	6
8	149,688	59,574	39.81	141,560	111,560	78.79	1,703,338	843,929	49.54	395,347	193,603	49.01	14,974	21,970	146.07	8
10	15,482,538	5,039,768	32.54	6,092,636	4,054,160	66.64	13,235,893	3,838,583	29.00	1,238,364	717,399	57.92	43,249	8,041	19.03	10
14	36,358	43,751	119.83	2,335,866	4,064,430	173.99	24,300	14,778	60.59	68,124	38,628	56.70	2,646	115	4.29	14
16	18,158	35,711	196.72	7,811,858	7,288,701	93.30	9,970	14,778	147.78	339,934	212,047	62.40	1,413	62	4.32	16
22	192,600	75,120	39.01	88,073	43,148	49.00	106,967	59,063	55.03	339,934	72	0.02	7,724	44	0.57	22
24	58,419	16,913	28.95	17,080	37,148	217.55	376,679	119,500	31.73	56,644	7,236	12.77	33,458	10,273	30.71	24
101	1,842,185	889,993	48.31	1,178,400	540,554	45.87	6,503,520	2,817,440	43.32	546,171	240,068	43.95	642,088	32,233	5.01	101
102	60,290	27,964	46.39	39,635	19,904	50.22	225,910	129,509	57.37	22,657	2,607	11.51	6,773	1,011	14.93	102
110	106,014	75,439	71.15	15,324	8,514	56.00	230,778	185,503	80.38	14,754	13,916	94.32	13,186	3,568	27.05	110
112	15,353	75,439	493.31	3,227	88	2.73	96,823	447,480	81.82	41,216	27,159	65.89	3,390	3,369	100.85	112
114	237,524	265,668	111.85	69,034	81,813	118.51	1,452,341	1,646,710	113.38	74,776	36,567	48.90	21,649	4,946	22.85	114
116	10,866	15,165	139.56	4,602	6,000	13.04	111,023	169,637	152.79	4,403	1,021	23.19	7,570	2,930	38.70	116
124	139,864	140,480	100.44	87,355	32,693	37.43	563,544	224,652	39.86	96,639	33,898	35.08	7,525	660	8.84	124
126	167,170	233,686	139.79	63,824	47,913	75.07	919,264	726,835	79.07	2,107	10,841	514.52	2,698	650	1.84	126
128	3,492	1,118	32.02	1,615	228	14.12	89,748	51,839	57.76	744	12	1.61	10,836	3,379	31.18	128
130	120,574	60,296	50.00	51,201	21,552	42.09	594,482	467,130	77.74	44,616	28,625	64.30	14,061	868	6.14	130
132	536,134	275,657	51.41	2,266,016	1,27,664	56.33	834,386	472,339	57.72	96,082	33,939	35.93	3,986	1,050	26.34	132
138	82,807	15,392	18.59	35,131	13,243	37.67	541,125	350,235	64.72	35,378	19,599	55.40	10,333	78.65	0.76	138
140	358,713	176,945	49.32	378,777	191,807	50.64	1,134,071	546,896	48.22	210,412	35,386	16.81	12,232	423	3.46	140
142	22,962	14,387	62.66	4,692	273	5.82	193,989	172,407	88.87	1,507	1,871	124.15	18,110	8,511	46.99	142
144	276,581	133,512	48.27	179,065	77,238	43.13	605,118	217,104	35.88	85,656	30,737	35.88	4,279	15	0.35	144
154	16,356	1,939	11.85	18,707	820	4.38	60,764	545	0.90	4,493	9,538	214.25	710	13	1.83	154
156	42,909	25,398	59.19	70,016	33,490	47.83	209,584	58,151	27.74	33,883	9,538	28.15	9,593	2	0.02	156
160	726,979	513,718	70.66	341,447	197,969	57.98	3,119,015	1,892,681	60.68	158,084	62,366	39.45	73,147	18,690	25.55	160
164	2,044	89	4.35	2,122	187	8.81	1,579	16,984	1,015	566	1,015	179.33	3,358	7,999	238.21	164
168	92,953	19,345	20.81	101,691	51,243	50.39	998,939	254,901	25.52	88,344	28,702	32.49	375,817	14,600	3.99	168
176	72,388	40,332	55.79	42,273	20,302	48.02	276,551	168,894	61.07	15,970	10,491	65.69	6,357	412	6.48	176
180	10,993	2,830	25.74	7,739	4,504	58.20	49,637	10,320	20.79	1,300	146	11.23	1,297	402	30.99	180
184	11,269	2,310	20.49	396,594	246,096	62.05	15,765	4,275	27.12	82,917	42,738	51.54	6,293	293	4.65	184
186	293,654	248,468	84.51	1,527,733	832,984	54.53	712,507	517,050	66.93	533,720	254,835	47.75	36,215	20,510	56.63	186
196	7,432	3,459	46.54	3,968	3,166	79.39	31,606	36,415	115.22	1,278	1,278	100.00	741	421	56.59	196
197	50,717	24,861	49.02	25,066	5,520	22.03	34,030	3,137	9.22	1,366	29	2.12	674	188	27.89	197
200	1,442,334	566,261	39.26	756,585	350,722	46.40	3,284,022	986,142	30.03	310,699	131,686	42.38	12,891	591	4.58	200
254	59,303	7,938	13.36	15,645	4,710	30.11	225,344	32,453	14.40	8,531	4,000	46.89	25,368	2,958	11.66	254
256	4,445	6,317	142.11	11,526	619.22	53.71	12,407	12,994	104.73	213	213	100.00	789	789	100.00	256
260	844,092	482,317	57.14	475,903	249,304	52.38	1,227,831	833,075	67.85	42,004	13,616	32.41	89,271	49,791	55.77	260
266	13,740	8,533	62.10	6,464	3,403	52.63	14,566	2,234	15.34	685	15	2.19	982	387	39.40	266
268	27,113	15,487	57.12	2,970	7,555	254.37	132,870	21,002	15.81	1,635	15	0.92	35,849	213	0.59	268
276	17,803	3,829	21.50	13,343	11,739	88.01	23,356	5,062	21.67	1,489	1,489	100.00	837	837	100.00	276
278	16,060	9,945	61.94	9,945	1,861	18.71	234,898	2,982	1.27	12,172	1,058	8.69	2,828	2,828	100.00	278

APPENDIX V—Continued
CLASSIFICATION OF AGGREGATE EXPERIENCE ON FIRE RISKS IN ONTARIO FOR YEARS 1923-30
(EXCLUDING EXPERIENCE OF RECIPROCAL EXCHANGES, FARMERS' MUTUALS AND ASSOCIATED NEW ENGLAND MUTUALS)

Table with 15 columns: Class No., Frame Protected (Premiums written, Claims paid, Ratio %), Brick Protected (Premiums written, Claims paid, Ratio %), Brick Unprotected (Premiums written, Claims paid, Ratio %), Fire-Proof (Premiums written, Claims paid, Ratio %), and Class No. (repeated). Rows list various insurance classes from 496 to 802.

EXPERIENCE ON FIRE INSURANCE RISKS IN ONTARIO CLASSIFIED AS TO CONSTRUCTION AND PROTECTION FOR YEARS 1923 TO 1930

Class No.	FRAME PROTECTED				FRAME UNPROTECTED				BRICK PROTECTED				BRICK UNPROTECTED				FIRE-PROOF			
	Premiums written	Claims paid	Ratio (%)	Premiums written	Claims paid	Ratio (%)	Premiums written	Claims paid	Ratio (%)	Premiums written	Claims paid	Ratio (%)	Premiums written	Claims paid	Ratio (%)	Premiums written	Claims paid	Ratio (%)		
804	28,727	10,935	38.07	6,436	1,658	25.76	1,304,939	620,782	47.57	6,234	140	2.24	204,413	4,792	2.34	804				
820	20,514	2,734	13.32	3,574	1,586	7.73	838,213	207,951	24.98	6,711	1,391	20.73	58,806	2,252	3.83	820				
842	269,444	51,070	18.95	69,723	21,403	32.30	883,070	215,539	24.52	48,802	7,606	15.58	22,029	7,323	33.24	842				
852	67,848	10,330	15.22	9,723	5,431	55.60	537,461	190,502	35.46	40,927	33,840	82.65	85,013	16,507	19.42	852				
858	18,601	1,115	5.99	2,110	543	3.01	36,710	234,963	103.26	11,911	1,115	9.36	6,803	-169	858				
862	131,632	3,713	2.82	25,174	29	0.11	322,716	18,394	5.70	20,789	4,412	1.97	67,090	101	862				
866	18,922	5,782	30.55	5,626	3,842	68.29	322,716	18,394	5.70	20,789	4,412	1.97	67,090	101	866				
886	192,341	32,667	16.98	63,901	13,375	21.16	3,902,641	1,654,968	42.39	141,353	18,689	13.21	50,344	17,265	34.29	886				
952	19,749	1,581	8.00	15,293	3,552	21.91	3,902,641	1,654,968	42.39	141,353	18,689	13.21	50,344	17,265	34.29	952				
956	3,305	555	16.79	4,634	1,631	35.20	36,805	1,333	3.62	364	01	25,650	325	1.27	956				
	36,818,306	17,489,799	47.50	38,564,282	24,855,061	64.40	74,022,046	37,590,083	50.78	8,066,036	4,259,101	52.80	4,973,941	1,348,418	27.11					
1923	4,924,609	2,723,614	55.31	4,869,240	3,978,103	81.69	9,136,573	5,475,387	59.93	1,058,983	9,25,714	87.81	568,692	254,527	44.76					
1924	4,394,695	2,188,627	50.38	4,877,495	3,397,215	68.57	8,924,106	5,744,052	63.09	1,015,029	640,253	60.51	636,707	223,049	34.26					
1925	4,376,660	2,348,957	53.67	4,643,234	3,366,639	72.50	9,106,839	4,581,153	50.30	992,321	468,108	47.17	584,647	103,795	17.75					
1926	4,739,699	1,869,993	39.45	5,042,870	2,637,555	52.31	9,413,272	3,838,934	40.78	1,000,959	422,967	42.25	532,422	105,996	19.90					
1927	4,537,612	2,260,445	49.82	4,825,219	2,680,339	55.55	9,304,217	3,672,154	39.47	1,009,149	339,550	33.65	566,851	86,119	15.19					
1928	4,710,397	1,813,059	38.49	4,759,094	2,375,620	49.02	9,668,586	4,504,290	46.59	1,031,377	447,554	43.59	634,405	203,298	32.05					
1929	4,764,330	1,785,138	37.47	4,925,127	3,179,260	64.55	9,513,248	4,752,861	49.96	1,004,420	538,745	53.64	725,516	87,920	12.12					
1930	4,370,304	2,499,966	57.20	4,622,003	3,240,330	70.11	8,955,205	5,021,252	56.07	953,798	476,210	49.23	724,701	283,714	39.15					
Totals	36,818,306	17,489,799	47.50	38,564,282	24,855,061	64.40	74,022,046	37,590,083	50.78	8,066,036	4,259,101	52.80	4,973,941	1,348,418	27.11					

APPENDIX V—Continued

INDEX TO CLASSIFICATION OF FIRE INSURANCE RISKS

CLASS NO.	NON-HAZARDOUS	CLASS NO.	MERCANTILE
2.	Barns and Stables, Private, other than farm.	140.	Mercantile Stocks—Hardware, Iron and Steel Bars and Piping, Cutlery, Surgical Instruments, Machinery, Belting, Mill Equipment, Supplies, Stoves, Tinware, House Furnishings, Wooden, Willow and Basketware, retail.
4.	Churches and Chapels.	142.	Mercantile Stocks—Hardware, Iron and Steel Bars and Piping, Cutlery, Surgical Instruments, Machinery, Belting, Mill Equipment Supplies, Stoves, Tinware, House Furnishings, Wooden, Willow and Basketware, wholesale.
6.	City and Town Halls, Courthouses, State Capitols, Armories, Fire Department Houses, Libraries (public), Museums of Art, and Natural History.	146.	Household Furniture in Mercantile Buildings.
8.	Colleges, Universities, Boarding Schools, Convents, Schools and Academies, with or without dormitories.	154.	Mercantile Stocks—Liquors and Wines, wholesale.
10.	Dwellings without Barns or with Barns Attached (excluding seasonal and farm risks), Apartment and Flat Houses, Palatial Dwellings (Apartment Houses having one general Dining Room, classify with Hotels, see 620).	156.	Lodge and Society Rooms (Masonic, Oddfellows, etc.), Contents only.
14.	Dwellings and Outbuildings—Summer or Winter only.	160.	Mercantile Stocks—Miscellaneous, wholesale and retail.
16.	Farm Risks (buildings and contents), including Live Stock.	164.	Mercantile Stocks—Millinery, Feathers, Artificial Flowers, wholesale.
22.	Garages (private).	168.	Offices and Banks, Telephone Exchanges, Buildings and Contents.
24.	Hospitals, Sanatoriums, Asylums (Deaf, Dumb, Blind, Orphan), Homes for the Aged.	176.	Restaurants, Contents only.
	MERCANTILE	180.	Saloons (Liquor), Contents only.
101.	Mercantile Buildings (including those with public hall or lodge rooms above), except 103 (see 168, 200, 184 and 186).	184.	Stores, Country (Remote or Cross-road), usually of moderate or small values, Buildings and Contents.
103.	Mercantile Buildings with Wholesale Occupancy exclusively.	186.	Stores, General (village or city), including Department Stores, Contents only.
102.	Mercantile Stocks—Agricultural Implements, Automobile and Carriage Salesrooms.	196.	Mercantile Stocks—Tobacco, Cigars, Smokers' Articles, wholesale.
110.	Mercantile Stocks—Boots and Shoes, retail.	197.	Wharf risks, Ferry Houses, Contents.
112.	Mercantile Stocks—Boots and Shoes, Leather Goods (Hides, Harness and Trunks), Rubber Goods, wholesale.	200.	Mercantile Buildings, Retail Occupancy, with Dwellings only above Grade Floor.
114.	Mercantile Stocks—Clothing, Hats, Caps, Furs and Men's Furnishings, retail, Merchant Tailor, Regalia, Costumer and Dressmaking.		WAREHOUSES
116.	Mercantile Stocks—Clothing, Hats, Caps, Furs and Men's Furnishings, wholesale.	254.	Cold Storage, Contents only.
124.	Mercantile Stocks—Drugs, Chemicals and Medicines, retail.	256.	Cotton (no compressing), Building and Contents.
126.	Mercantile Stocks—Drugs, Chemicals, and Medicines, wholesale.	260.	General storage, not specifically classed, Contents only.
128.	Mercantile Stocks—Dry Goods, Wool-lens, Carpets and Notions, Chinese and Japanese Goods, retail.	266.	Fibres (other than Cotton and Wool and Tobacco), Contents only.
130.	Mercantile Stocks—Dry Goods, Wool-lens, Carpets and Notions, Chinese and Japanese Goods, wholesale	268.	Household Furniture, Contents only.
132.	Mercantile Stocks—Furniture, Musical Instruments, Music, Undertakers' Establishments, Photographers' Supplies, Optical and Scientific Goods, retail.	276.	Tobacco, Building and Contents.
136.	Mercantile Stocks—Groceries, Meat, Fish, Butter, Cheese, Eggs, Fruit and Produce, retail.	278.	Whiskey, Building and Contents.
138.	Mercantile Stocks—Groceries, Meat, Fish, Butter, Cheese, Eggs, Fruit and Produce, wholesale.	280.	Wool, Contents only.
			MANUFACTURING SPECIALS
			WOODWORKERS
			(Building and Contents)
		300.	Agricultural Implement Factories, and other Factories having woodworking (principally hard) in conjunction with ironwork, painting, etc., such as Carriage, Bed Spring, Incubator, Refrigerator, Sewing Machine and Wringer Factories and Car Works.

APPENDIX V—Continued

INDEX TO CLASSIFICATION OF FIRE INSURANCE RISKS—Continued

CLASS NO.		CLASS NO.	
302.	General Woodworking, without power, including Carpenter and Cabinet Shops, Looking Glass and Picture Frame Factories, Cooper Shops.	366.	Celluloid Works—Celluloid and Celluloid Goods Factories.
304.	General Woodworking, with power and without finishing, Chair, Pail, Tub, Tank, Bobbin, Ladder, Wooden Toy Factories, Match Factories, Moulding, Turning, Wheel, Hub, Spoke and Spool Factories—Carpenter Shops with power.	368.	Cement Mills.
306.	Furniture, Organ, Piano, Graphophone, Rattan, Wooden Trunk, Casket and Billiard Table Factories—Clock Factories if with woodworking.	370.	Cereal Mills—Grist and Feed Mills and Rice Mills.
308.	Marine Railways, Shipyards, Boat Building, Dry Docks.	372.	Chemical works of the milder hazards.
316.	Planing Mills, Sash, Door, Blind and Wooden Box Factories—Dry Houses for Lumber.	374.	Chemical works of hazardous nature or with explosive hazard.
318.	Saw Mills.	386.	Clothing, Cap and Overall Factories—Tent, Awning, Sail and Rigging Lofts.
320.	Shingle, Stave, Lath, Veneer and Kindling Wood Mills—Excelsior Factories.	388.	Coal Breakers and Mining Buildings—Anthracite.
	METAL WORKERS	390.	Coal Tipples and Top Works—Bituminous.
	(Building and Contents)	394.	Collar, Cuff, Shirt, Corset, Waist and other White Goods Factories.
322.	Automobile Factories.	396.	Confectionery, Chocolate and Chewing Gum Factories.
324.	Heavy Metal Workers Generally—Foundries for Iron, Brass, Type Work and Stoves—Furnaces, Rolling Mills, Machine Shops (with Foundries connected)—Boiler Shops, Nut and Bolt Works, Bicycle and Firearms Factories, Locomotive Works, Wireworking and Drawing, Machine Shops without Foundries.	402.	Cotton Gins.
326.	Light Metal Workers generally—Hardware Factories for manufacturing Cutlery, Copper or Brassware, Axes, Tools, Nails, Tacks, Pins and Needles—also Clock Factories if no woodworking, Jewellery, Watch, Dental, Scientific and Surgical Instrument Factories, Miscellaneous Metal Workers, not otherwise specified, Silver, Aluminum and Tableware Factories—Electroplating.	404.	Cotton Mills (Full Process).
338.	Stamping Works—Tin, Hollowware, Iron Bedstead, Gas Fixtures, Lamp and Iron Toy Factories—Japanneries.	406.	Creameries, Powdered and Condensed Milk, Caseine and Cheese Factories.
	OTHER OCCUPATIONS	412.	Distilleries and Rectifying Works (Steam).
	(Building and Contents)	416.	Electric light and power plants (when separately insured), Water Works and Pumping Stations—Filtration Plants.
346.	Bakeries and Macaroni Factories.	418.	Fertilizer and Phosphate Factories.
350.	Bleacheries, Dye and Print Works.	420.	Flour Mills.
352.	Boot, Shoe, Slipper, Heel and Counter Factories.	424.	Fur Hat, Fur Cutting, Forming and Dressing Mills.
354.	Breweries.	426.	Glass Works.
356.	Brush and Broom Factories.	430.	Grain Elevators and Warehouses—Terminal.
358.	Canneries—Canning and Preserving Works for Fruit, Vegetables and Fish.	432.	Grain Elevators and Warehouses—Country.
		438.	Hemp and Jute Mills—Cordage and Bagging Factories—Waste and Shoddy Mills, Carpet Lining and Batting Factories.
		442.	Ice Factories.
		446.	Laundries (hand or power)—Cleaning Establishments.
		450.	Leather Goods Factories (except Boot and Shoe), such as Harness, Saddlery, Pocketbook, Glove, Bag, Leather Trunk, Whip and Sporting Goods.
		452.	Malt Houses.
		458.	Mining Risks (other than Coal, including Mining dredges).
		460.	Miscellaneous manufacturing establishments not otherwise classified.
		464.	Oil Works—Vegetable.
		466.	Oil—Vegetable in tanks.
		468.	Oil Works—Fish.
		470.	Oil Works—Minerals—Refineries, Oil Derricks, Pipe Lines.
		472.	Oil—Mineral—in Tanks or Sumps.
		474.	Packing Houses, Slaughtering, Rendering, Oleomargarine, Lard, Candle, Crude Glycerine and Glue Works.
		476.	Paint, Varnish, White Lead and Oil Colour Works—Turpentine Refineries, Printing Ink Works.
		480.	Paper, Pulp, Leather Board and Straw Board Mills.

APPENDIX V—Continued

INDEX TO CLASSIFICATION OF FIRE INSURANCE RISKS—Continued

CLASS NO.	
484.	Potteries, Brick, Tile, Plaster and Crucible Works—China Decorating.
486.	Printing Establishments, Lithographers, Book Binderies.
490.	Rubber Mills—Including Manufacture of Rubber Goods and Clothing.
492.	Salt Works.
494.	Silk Mills.
498.	Soap Factories (when insured separately from Packing Houses or other plants).
502.	Sugar Houses.
504.	Sugar (Cane and Beet) Refineries.
506.	Tanneries—(Heavy Leather).
508.	Tanneries—(Light Leather, Currying Shops, Morocco Works and Leather-making generally without japanning).
510.	Tanneries—(Light), with Japanning or Enamelling.
514.	Tobacco, Cigar, Cigarette and Snuff Factories.
516.	Tobacco Stemmeries, Prizeries and Re-handling Houses.
522.	Weaving and Knitting Mills (no Preparatory Process), Embroidery and Lace Curtain Factories.
526.	Wineries.
528.	Woollen Mills (full process—all Wool or Mixed Stocks), Worsted, Carpet, Knitting, Felting, Wool Hat Factories.
533.	Pulpwood in connection with mills.
534.	Pulpwood, Cordwood, Ties, Bark or Logs, when in bush or beside railway tracks.

NON-MANUFACTURING SPECIALS

(Building and Contents)

604.	Asylums—Insane and Inebriate, Poor Farms and Alms Houses, Jails, Prisons, Penitentiaries and Reform Schools.
606.	Barns and Stables (public)—Livery, Sales, Bus, Express, Hotel and Boarding.
617.	Builders' Risks—Buildings in Process of Construction.
620.	Club Houses (city), Y.M.C.A., Y.W.C.A.—Gymnasiums and Hotels and Boarding Houses (all the year round).
622.	Club Houses (country), Boat and Bath Houses, Yacht and Rowing Clubs, Hotels and Boarding Houses (Summer or Winter only).
624.	Coal and Wood Yards, Coal Trestles.
626.	Cotton Compresses, with Warehouses with Platforms if communicating therewith.
628.	Cotton Yards and Platforms, when not communicating with Compress.
630.	Exhibition Buildings, Carousels, Rinks, Fair Grounds, Race Tracks, Ball Grounds and Similar Amusement properties.

CLASS

NO.

636.	Garages (public).
642.	Hay Presses and Barns. <i>Hotels, see 620 and 622.</i>
648.	Ice Storage Houses.
650.	Lumber Yards, Wholesale and Mill.
652.	Lumber Yards, retail.
654.	Marble and Stone Yards with Power and Mills (not stone crushers).
656.	Miscellaneous Non-Manufacturing Specials not otherwise classified.
670.	Steam Railway Risks—(excluding Merchandise for other parties in Freight Houses), Street Railway and Traction Properties, including Storage and Operating Houses.
672.	Steamers, Vessels, Tugs, Ferry Boats, Marine Dredges, Yachts—Shipping in Port or Laid Up.
674.	Stock Yards.
680.	Theatres and Opera Houses, Moving Picture Houses.
682.	Tobacco Barns.
686.	Tobacco Curing Barns Using Artificial Heat.

MISCELLANEOUS

702.	Floaters, except Automobile and Cotton.
703.	Grain Growing in Fields.
704.	Hay and Grain in Stacks in Field.
705.	Floaters, Automobiles.
706.	Cotton, All Classes not otherwise provided for, including Floaters.
708.	Motion Picture Studios.
710.	Films Stored at Studios.
712.	Film Exchanges.
714.	Oil and Gasoline Filing Stations.
720.	Standing Timber.

AUTOMATIC SPRINKLERED RISKS

(Building and Contents)

802.	Miscellaneous—Non-hazardous.
804.	Miscellaneous—Mercantile Risks.
820.	Miscellaneous—Warehouses.
842.	Miscellaneous—Woodworkers.
852.	Miscellaneous—Metal Workers.
858.	Leather Workers.
862.	Cereal, Flour and Rice Mills and Elevators.
866.	Textile and Cloth Workers.
886.	Miscellaneous Manufacturing Specials not otherwise classified.
952.	Miscellaneous Non-manufacturing Specials.
956.	Street Railway and Traction Properties.

APPENDIX VI

CERTAIN MEMORANDA, RULINGS, ETC., ISSUED BY THE SUPERINTENDENT OF INSURANCE

MEMORANDUM

C.L. 9/1932

May 6th, 1932.

To—All insurers licensed to transact automobile insurance in Ontario.

From—The Superintendent of Insurance.

RE AUTOMOBILE INSURANCE PREMIUM RATES

Section 273 of *The Insurance Act* reads as follows:

"273.—(1) Every rating bureau shall, forthwith after adoption file in the office of the Superintendent duly certified copies of its constitution, articles of association and by-laws, and a list of members of such bureaus and their addresses, and thereafter shall file in the office of the Superintendent every amendment, revision or consolidation of its constitution, articles of association and by-laws, and notice of the admission of new members and the withdrawal of former members, within thirty days after the passing or adoption of such amendment, revision or consolidation, or after the admission or withdrawal of such members.

"(2) Every rating bureau and every licensed insurer shall make a return under oath to the Superintendent in such form and at such times as he may require, showing every or any schedule of rates fixed, made or charged by them, together with such further or other information concerning such rates as he deems necessary or desirable.

"(3) Every rating bureau and every licensed insurer shall give to the Superintendent at least ten days' notice of any change in the schedule of rates or rules applicable thereto, filed with the Superintendent pursuant to the preceding subsection, and shall file with the Superintendent amended schedules duly verified under oath showing particulars of all such changes before the effective date thereof.

"(4) Any rating bureau or licensed insurer which, having filed its schedules or rates pursuant to this section, fixes, makes or charges any rate or receives any premium which deviates from the schedules of rates fixed and filed with the Superintendent for and, the rules applicable to, any risks or class of risks, shall be guilty of an offence. R.S.O. 1927, c. 222, s. 273."

For the better administration of the above quoted section of the Act and in order to give all insurers ample notice of the intention to enforce it strictly, you are hereby required, pursuant to subsection 2, to make a complete new return on or before May 15th next without regard or reference to similar returns heretofore filed.

Attached hereto you will find two forms of Affidavit of Verification for use in making your return. If you are a member of the Canadian Automobile Underwriters Association, please use Form No. 1; if not, please use Form No. 2.

Please observe carefully the provisions of subsection 3 and subsection 4, particularly that ten days' notice is required when a change in rates is made, and that a penalty for deviation from filed rates is provided. Any insurer which deviates from its filed rates, incurs, upon conviction, a penalty of not less than \$20.00 and not more than \$200.00 for every offence and, in addition its license may be suspended or cancelled (see section 77).

On and after the return now required is made, insurers may anticipate that section 273 will be strictly enforced.

Please acknowledge receipt of this memorandum by return of mail.

R. LEIGHTON FOSTER.

FORM OF AFFIDAVIT OF VERIFICATION

(FOR MEMBERS OF CANADIAN AUTOMOBILE UNDERWRITERS ASSOCIATION)

FORM No. 1

(To be completed by the President or General Manager or Chief Executive Officer in Canada)

I....., of the City of..... in the County of....., make oath and say:

1. That I am the.....for the.....Company.

- 2. That I have personal knowledge of the rates fixed, made or charged by the said company for insurance of automobiles in Ontario.
- 3. That I have read and considered the provisions of Part XV of *The Insurance Act* (Ontario) pursuant to which this return is made.
- 4. That the schedules of rates and rules filed by the Canadian Automobile Underwriters' Association are complete and correct schedules showing every and any schedules of rates fixed, made or charged by the said company for the insurance of automobiles within Ontario, together with all rules necessary or incidental to the application of such rates or the interpretation of such schedules as at the date of this affidavit.
- 5. That the said schedules and rates and rules as changed from time to time by amended schedules duly verified under oath and filed with the Superintendent pursuant to subsection 3 of Section 273 of the Act, shall be deemed to be in force so long as the company transacts automobile insurance in Ontario and schedules of automobile premium rates and rules are required to be filed with the Superintendent of Insurance.

SWORN before me at the City }
of in the }
County of }
this day of }
....., 1932 }

FORM OF AFFIDAVIT OF VERIFICATION

(FOR COMPANIES NOT MEMBERS OF CANADIAN AUTOMOBILE UNDERWRITERS' ASSOCIATION)

FORM No. 2

(To be completed by the President or General Manager or Chief Executive Officer in Canada)

I of the City of in
the County of make oath and say:

- 1. That I am the for
the Company.
- 2. That I have personal knowledge of the rates fixed, made or charged by the said company for insurance of automobiles in Ontario.
- 3. That I have read and considered the provisions of Part XV of *The Insurance Act* (Ontario) pursuant to which this return is made.
- 4. That the exhibits attached hereto marked are complete and correct schedules showing every and any schedules of rates fixed, made or charged by the said company for the insurance of automobiles within Ontario, together with all rules necessary or incidental to the application of such rates or the interpretation of such schedules as at the date of this affidavit.
- 5. That the said schedules and rates and rules as changed from time to time by amended schedules duly verified under oath and filed with the Superintendent pursuant to subsection 3 of Section 273 of the Act, shall be deemed to be in force so long as the company transacts automobile insurance in Ontario and schedules of automobile premium rates and rules are required to be filed with the Superintendent of Insurance.

SWORN before me at the City }
of in the }
County of }
this day of }
....., 1932 }

C.L. 14/1932

MEMORANDUM

TORONTO, ONT, May 27th, 1932.

To—All insurers licensed to transact automobile insurance in the Province of Ontario.
From—The Superintendent of Insurance.

RE AUTOMOBILE INSURANCE PREMIUM RATES

On May 6th, 1932, you were requested (C L. 9, 1932) to make a return under oath, showing complete and correct schedules of the automobile insurance premium rates fixed, made or charged by your company within Ontario. All insurers received the same request and almost all have filed their returns. All such returns have been regarded since first made in 1926 as public documents open to inspection in the discretion of the Superintendent upon request.

On May 25th, 1932, I invited the following underwriters, representative of all branches of the automobile insurance business in the Province, to meet in my office to discuss plans for

co-operation with the Department in the administration and enforcement of this rate-filing section of the Act:

MR. SWORD
MR. DUFFETT
MR. KEARNS
MR. V. C. SMITH

MR. BURGESS
MR. HORST
MR. THOMPSON (absent)
MR. KING

I explained that the Department would welcome the co-operation of representative underwriters in reviewing the returns filed with the Department in order to determine their completeness and sufficient compliance with the Act, to advise the Department wherein such returns were deficient, and to review in the future such complaints as reach the Department concerning the failure of any insurer to adhere strictly to its filed schedules of rates in making quotations for individual risks or charging rates in contravention of the Act. The underwriters present were unanimously of the opinion that the returns should be open to inspection by any person showing a substantial interest, and that it would be in the best interests of the business and the public if the co-operation so sought were extended. They suggested that a special committee of eight companies and the Canadian Automobile Underwriters' Association should be appointed by me to co-operate with the Department in the way indicated. Acting upon the advice of these underwriters I have nominated the following committee:

Toronto General Insurance Company	Pilot Insurance Company
American Automobile Insurance Company	Lumbermen's Mutual Insurance Company
Union Insurance Society of Canton	London and Lancashire Insurance Company
Dominion of Canada Insurance Company	London Guarantee and Accident Insurance Co.
Canadian Automobile Underwriters' Association	

You are hereby advised that this special committee will hold its first meeting at an early date and be invited to commence immediately to review your return, along with the returns of all other licensed insurers and the Canadian Automobile Underwriters' Association and to report the result of its review to the Department. If, in the opinion of this committee, your return is incomplete or otherwise not a sufficient compliance with the Act, you will be asked to complete the return or to designate a representative to appear before the committee and explain your return. When all returns have been reviewed and completed to the satisfaction of the Department acting upon the advice of the committee, the returns of all insurers will be open for inspection by the authorized representative of any other insurer. Thereafter, if any complaint is received that any insurer is not complying strictly with the Act, the committee will be asked to investigate the complaint and recommend to the Department what action should be taken.

Your attention is directed to the fact that ten days' notice of any change in rates must be filed with the Superintendent and that any insurer which makes or charges any rate which differs from its filed rates shall be guilty of an offence punishable either by suspension or revocation of license or by a penalty of not less than \$20.00 and not more than \$200.00 for every offence recoverable under *The Summary Convictions Act*.

It is the hope and expectation of the Department that the wholehearted co-operation of all insurers in the manner indicated will assure a strict and impartial enforcement of the statute and serve to promote stability in the business to the benefit of all insurers and the general public.

Please acknowledge receipt of this Memorandum, and oblige.

R. LEIGHTON FOSTER.

C.L. 17/1932.

MEMORANDUM

To—All insurers licensed to transact automobile insurance in Ontario not members of the Canadian Automobile Underwriters' Association.

From—The Superintendent of Insurance.

RE AUTOMOBILE INSURANCE PREMIUM RATES

This memorandum is in furtherance of memoranda, dated May 6th and May 27th, 1932 (C.L. 9 and 14, 1932) on this subject.

An examination of your return indicates that it does not contain all the information which the Department deems necessary or desirable and which I am authorized to require to be filed. For your guidance and convenience a blank form of return has been prepared (Form S-16) and two copies are sent to you herewith. In deciding to prescribe this form of return and in its preparation I have acted upon the advice and received the assistance of the Committee of Underwriters described in my memorandum of May 27th (C.L. 14, 1932).

It seems to be generally conceded that insurers have a genuine interest in the enforcement of Section 273 of the Act and the completeness of the returns made thereunder to the extent to which it tends to stabilize conditions in the business. You will appreciate that if the Act is to be enforced strictly the returns made thereunder must be not only complete but standardized

to such an extent as to facilitate the detection of contraventions of the Act. Accordingly your co-operation in completing this new form of return upon behalf of your company is solicited.

The return already filed by your company will be held and deemed to be a complete schedule of your rates and rules for the purposes of the Act pending the completion of this new form of return and its filing by way of substitution for the original return effective as of the date of the affidavit contained therein. Nevertheless, if it would facilitate the preparation of your new return to receive the copy of your original return now on file it will be forwarded to you upon request.

Your attention is directed to the General Instructions on page 3 of the return.

In order that there will be no further delay in completing the returns filed with the Department and in commencing to investigate any complaints which may be filed, you are requested to file your new return duly verified not later than July 18th, 1932.

R. LEIGHTON FOSTER,
Superintendent of Insurance.

July 5th, 1932.

APPENDIX VII

RE "THE AUTOMOBILE INSURANCE ACT" AND STANDARD FORMS

ASSOCIATION OF SUPERINTENDENTS OF INSURANCE OF THE PROVINCES OF CANADA

Office of the Secretary, Parliament Buildings,
Toronto, Ont., June 30th, 1932.

C.L. 18/1932.

LETTER OF TRANSMITTAL AND APPROVAL

To—All insurers licensed to transact automobile insurance in the Provinces of Canada.

From—The Secretary of the Association of Superintendents of Insurance of the Province of Canada

RE "THE AUTOMOBILE INSURANCE ACT"

Pursuant to the Final Report of the Special Committee on Automobile Insurance Legislation of this Association, dated December 1st, 1931, "The Automobile Insurance Act" thereby recommended was enacted at the recent sessions of the Provincial Legislatures by the Provinces of British Columbia, Manitoba, Ontario and Nova Scotia, and in the three additional Provinces of Alberta, Saskatchewan and New Brunswick, wide powers were conferred upon the Lieutenant-Governor in Council which may be used to make the Act effective in these provinces by Order in Council.

It has been agreed among the provinces to recommend that the new Act be made effective in each province on the 1st day of September, 1932. The Proclamation of the Act in Ontario has already so issued.

The new Act, on and after the date of its coming into force, applies to all insurers carrying on the business of automobile insurance in each province and to all contracts made in the province. Inasmuch as the Act prescribes new forms of contract and involves new forms of policy, insurers are reminded that a new written application and a new form of policy must be issued in respect of all policies issued after the effective date of the Act either by what might be termed renewal or otherwise.

Section 9 of the Act (the section numbers differ in each province) reads as follows:

POLICY TO BE	9. No insurer shall issue or deliver a policy in the Province until a
APPROVED BY	copy of the form of policy has been on file with the Superintendent
SUPERINTENDENT	for at least thirty days, unless sooner approved in writing by him,
	nor if within that period the Superintendent notifies the insurer in
	writing that the said form of policy is not approved. The Superintendent shall, on
	being so required, specify the reasons for not approving or for disapproving thereof.

Arising out of the above quoted statutory provision, I transmit to you herewith a copy of a Report of a Committee of Underwriters, dated June 24th, 1932, with reference to forms of policy, application and endorsement under the new Act. This report has been considered by the Superintendent of Insurance or other proper supervising official in all provinces in which the Act may become effective this year and they have authorized me to concur therein on their behalf so far as their authority so to do may be anticipated in advance of the actual effective date of the Act.

On behalf of the seven provinces above named, you are hereby advised that I have concurred in the said Report to the extent to which it is possible so to do in advance and anticipation of the effective date of the Act.

The application, endorsement and policy forms now transmitted to you have been placed on file with the Superintendent of Insurance or other supervising official in every province of Canada and all insurers are hereby advised that it will be unnecessary for them to file forms of policy issued or delivered by them if they are identical with the Standard Forms as interpreted by the General Instructions embodied in the said report unless contrary advice is received from individual provinces.

All application, endorsement and policy forms not herein designated as "Standard" and hereby approved, such as the forms used for the classes and kinds of automobile insurance described on page 1 of the General Instructions, (Garages, Automobile Dealers and Manufacturers; Non-ownership (contingent) Liability, etc.,) and any other special forms, must be filed with the Superintendent in each province in strict conformity with the Act.

This Association is holding its Fifteenth Annual Conference in Winnipeg, Manitoba, on September 6th, 7th and 8th, 1932, when a report on Automobile Insurance legislation will be submitted and the desirability of appointing a "Standing Committee on Automobile Policy Forms" considered. Any matters arising out of the foregoing may conveniently be raised at that time.

R. LEIGHTON FOSTER,
Secretary.

June 24th, 1932.

REPORT—COMMITTEE OF UNDERWRITERS

On the 18th day of April, 1932, the undersigned underwriters representing the associated and unassociated stock and mutual insurers transacting automobile insurance in Canada were invited to consider and report upon what forms of policies and endorsements should be approved by you pursuant to Section 176 of the Ontario Insurance Act as enacted at the recent session of the Ontario Legislature.

The names of the insurer members of the Committee formed in pursuance of this invitation are as follows:

The American Automobile Insurance Co.	The Toronto General Insurance Co.
The Pilot Insurance Co.	The Portage La Prairie Mutual Insurance Co.
The San Insurance Office Limited	The Western Assurance Co.
The Ocean Accident and Guarantee Corp.	The Norwich Union Fire Insurance Society

During the past nine weeks our Committee has held nineteen meetings. At our unanimous request you agreed to act as Chairman during the regular sessions of the committee.

The organization of our Committee was made known to all insurers licensed to transact automobile insurance in the Province of Ontario by your Department memorandum C.L. 7/1932, dated April 18th, 1932. Subsequently, all such insurers were advised by Department memorandum C.L. 8/1932, dated April 22nd, 1932, of the proceedings of the first meeting and plans for its work.

At the first meeting of the Committee insurers were invited to submit any draft policy or endorsement forms prepared by them. The only draft forms presented were those prepared and recommended by a Policy Forms Committee of the Canadian Automobile Underwriters' Association. The forms so presented formed the basis of the Committee's work and, with certain changes and modifications approved by the Committee, are the forms now recommended for approval in this report.

The draft forms prepared by the Canadian Automobile Underwriters' Association were sent to all licensed insurers by the Association or with the Department memorandum of April 22nd, 1932, and all insurers were invited to study the forms carefully and submit their comments and suggestions on or before April 30th through one of the insurer members of the committee.

In the course of its deliberations the Committee considered numerous criticisms and suggestions received from insurers and, in addition, suggestions were made by personal representatives of some insurers, in particular the Travelers Insurance Company and the General Exchange Insurance Corporation.

On June 7th, by Interim Report addressed to you, the Committee made certain tentative recommendations and this Interim Report together with proposed forms and General Instructions explaining the use of such forms was sent by you to all insurers licensed to transact automobile insurance, with the request that any additional criticisms and suggestions not heretofore made be submitted through an insurer member of the Committee not later than June 15th, 1932.

Subsequently your Committee considered the further suggestions of insurers received pursuant to the Interim Report of June 7th with enclosures and now submits its final report. It is satisfactory to observe in passing that the Committee's tentative recommendations appear to have met with virtually unanimous approval and that the suggestions received related solely to the details of the Forms and Instructions.

Your Committee therefore respectfully makes the following recommendations:

1. *Effective Date of Act.* Your Committee recommends that the Act should be proclaimed effective in all provinces which enacted the legislation or are otherwise empowered to make it effective on the same date, viz., September 1st, 1932.

2. *Inter-Provincial Agreement.* Your Committee recommends that the Superintendent of Insurance, or other insurance supervising officials, in all such provinces should agree to approve the same policies and endorsement forms thus making possible standardization and uniformity in policy forms. It is respectfully suggested that pending the next Conference of the Association of Superintendents of Insurance of the Provinces of Canada the forms recommended for your approval by this Committee be approved by the Superintendent of Insurance, or other supervising official, in all such provinces, and that at such next Conference a Standing Committee on Automobile Policy Forms be appointed with authority to consider and approve on behalf of all such provinces what forms should be authorized from time to time to be used pursuant to Section 176 of The Ontario Insurance Act and comparable sections in the other provincial Acts.

3. *Endorsements.* Your Committee recommends that the term "policy" be interpreted to include "endorsements" pursuant to the definition of the term "policy" as meaning the instrument evidencing a contract contained in the interpretation section of the Act. Your Committee is of opinion that it would be futile to require policy forms to be approved by the Superintendent of Insurance without also requiring forms of endorsement to be approved by him, inasmuch as the latter frequently modify or vary the former and both must be read together in determining the terms and conditions of the contract of insurance.

4. *Standardization of Forms.* [NOTE.—The forms referred to herein and the "General Instructions" are not printed in this report but are contained in a separate loose-leaf pamphlet of "General Instructions" and "Standard Forms" issued by the Association of Superintendents of Insurance of the provinces of Canada.] Your Committee is of opinion that the best interests of the public will be served if substantial uniformity and standardization in automobile policy forms and endorsements can be achieved under the new Act. While it is appreciated that special classes of risks such as public vehicles (passenger hazard only) risks will require special and unusual treatment, nevertheless, it is believed that the great majority of the automobile insurance business is written upon forms of policy and endorsement which can readily and desirably be standardized.

Automobile policies in the past have excluded damage to the property of others used by or in charge of the insured under "Property Damage Exclusions," and while your Committee feels that insurers should not be liable for claims arising from this source under the new Act, this exclusion must be deleted from the policy forms by reason of the mandatory provisions of the new Act. Your Committee recommends that the Act should be amended later to provide this additional exclusion from liability.

Your Committee has not attempted to provide forms which will cover all cases. It has contented itself with reviewing and recommending for your approval at this time standard forms of owner's and driver's policies and a number of applications and endorsements which, in its opinion, are suitable for use in the majority of transactions.

Your Committee recommends that the Forms of Policy and Endorsement, as interpreted and explained by the "General Instructions," submitted with this report, be approved, and that no other forms proposed to be used in writing similar risks be approved.

It is further recommended that, where special forms of policy or endorsement are submitted for approval for use in special cases, approval of such forms be withheld or conditional or temporary approval only given until they can be reviewed by a committee of the Superintendents Association.

5. *Printing.* Your Committee recommends that insurers should refrain from ordering large supplies of the new forms at this time, in view of the possibility of changes in the legislation or desirable changes in the forms.

Dated at Toronto, this 24th day of June, 1932.

All of which is respectfully submitted.

H. L. KEARNS (American Auto)
P. H. HORST (Toronto General)
H. E. WITTICK (Pilot)
A. E. L. WELMORE (Portage)

D. M. DEWAR (Sun)
JOHN WILSON (Western)
R. C. MILNE (Ocean)
C. C. PAUL (Norwich Union)

APPENDIX VIII

AUTOMOBILE INSURANCE LOSS COST EXPERIENCE IN ONTARIO
FOR POLICY YEARS 1928, 1929, 1930 AND 1931

The following statistical tables numbered 1 to 15, inclusive, have been filed by the Canadian Automobile Underwriters' Association, the statistical agency designated to compile the Ontario Automobile Insurance Loss Cost Experience pursuant to Section 69a of *The Insurance Act*.

TABLE 1.—*Private Passenger Public Liability Experience in Ontario for the complete policy years 1928, 1929, 1930 and the incomplete policy year 1931 developed as of June 30th, 1932.*

Reference to column 6 of Table 1 will show that the pure premiums for public liability insurance on private passenger cars have risen from \$7.30 in 1928 to \$9.40 in 1931—an increase in loss cost per car exposed to risk of almost 29 per cent. for the period. While column 7 of the Table indicates a slight reduction in the ratio of reported claims compared with cars exposed to risks for 1931 compared with 1928, nevertheless, the average claim cost rose from \$258 in 1928 to \$373 for 1931, an increase of almost 45 per cent.

TABLE 2.—*Private Passenger Property Damage Experience in Ontario for the complete policy years 1928, 1929, 1930 and the incomplete policy year 1931 developed as of June 30th, 1932.*

Reference to column 6 of Table 2 will show that the pure premiums for property damage insurance on private passenger cars have declined from \$5.14 in 1928 to \$4.26 in 1931—a reduction in loss cost per car exposed to risk of 17 per cent. for the period. This is accounted for in the reduction of reported claims compared with cars exposed to risk (reference column 7) as the average claims cost has been \$38 uniformly in each of the four years 1928 to 1931, inclusive (reference column 8).

TABLES 3, 4, 5 and 6.—*Private Passenger Collision Experience in Ontario for the complete policy years 1928, 1929, 1930 and the incomplete policy year 1931 developed as of June 30th, 1932.*

Reference to column 6 of Table 3 will show that the pure premiums for collision damage insurance on private passenger cars have declined from \$18.58 in 1928 to \$13.95 in 1931—an average decrease in loss cost per car exposed to risk of 25 per cent. This is accounted for in the reduction of reported claims compared with cars exposed to risk (reference column 7) since the average claim cost rose from \$88 in 1928 to \$116 in 1931 (reference column 8).

TABLE 7.—*Private Passenger Automobile Fire Experience in Ontario for the complete policy years 1928, 1929, 1930 and the incomplete policy year 1931 developed as of June 30th, 1932.*

Reference to column 6 of Table 7 will show that the pure premiums for automobile fire insurance on private passenger cars have declined from \$2.20 in 1928 to \$1.78 in 1931—a reduction in loss cost per car exposed to risk of 19 per cent. for the period. This is accounted for in the reduction of the average claim cost from \$134 in 1928 to \$108 in 1931 which is approximately a 19 per cent. reduction (reference column 8). Since the frequency of accident in 1928 compared with 1931 appears about the same it may be said that reduction in loss cost for automobile fire insurance is due to the reduction in the value of cars.

TABLE 8.—*Private Passenger Automobile Theft Experience in Ontario for the complete policy years 1928, 1929, 1930 and the incomplete policy year 1931 developed as of June 30th, 1932.*

Reference to column 6 of Table 8 will show that the pure premiums for automobile theft insurance on private passenger cars have declined from \$1.58 in 1928 to .94 in 1931—a reduction in loss cost per car exposed to risk of 40 per cent. accounted for principally in the reduction of the average claim cost which declined from \$52 in 1928 to \$33 in 1931, almost a 40 per cent. reduction (reference column 8). The frequency of claim indicates little definite trend.

TABLES 9-14, inclusive.—*Commercial Automobile Insurance Experience in Ontario for the complete policy years 1928, 1929 and 1930 and the incomplete policy year 1931 developed as of June 30th, 1932.*

The volume of experience reported respecting insurance on commercial vehicles is not sufficient to establish full credibility for the purpose of rate-making. Nevertheless, by reference to column 6 of Tables 10, 11, 13 and 14, it will be seen that there is quite an improvement for 1931 compared with 1928 in the loss cost per car exposed to risk, affecting Property Damage, Collision, Fire and Theft commercial car insurance. It is noted that with respect to column 6 of Table 9 that the loss cost per car exposed to risk (affecting commercial car public liability insurance) rose from \$10.69 in 1928 to \$12.25 in 1931 an increase of almost 15 per cent.

TABLE 15.—*Experience of fleet-rated cars, all classes of cars so rated by insurers in Ontario for the complete policy years 1928, 1929, 1930 and the incomplete policy year 1931 developed as of June 30th, 1932.*

The percentage of losses incurred to premiums earned respecting cars fleet-rated has steadily improved. It is noted that loss ratios of losses incurred to premiums earned declined from 91.64 per cent. in 1928 to 46.57 per cent. in 1931. Experience of Public Vehicles also shown in Table 15 for the period 1928-1931, inclusive, fluctuates considerably from year to year. The volume of business reported in this class is so small that no conclusions can be arrived at from the experience.

TABLE 16.—*Automobile Insurance Experience on Garages, Automobile Dealers and Manufacturers in Ontario for the complete policy years 1928, 1929, 1930 and the incomplete policy year 1931 developed as of June 30th, 1932.*

The table shows the premiums earned, losses incurred, and loss ratio of losses incurred to premiums earned for the years 1928 to 1931, inclusive.

TABLE 1
BUREAU AND NON-BUREAU COMPANIES COMBINED

PROVINCE OF ONTARIO

Automobile Loss Cost Experience—Policy Years 1928, 1929, 1930 and Incomplete 1931 (18 Months)

PRIVATE PASSENGER CARS—PUBLIC UTILITY

ALL ONTARIO TERRITORIES COMBINED

Policy Year	Number of Cars Exposed	Earned Premiums	Indicated Incurred Losses	Number of Claims	Indicated Pure Premiums	Claim Frequency	Indicated Average Claim	Indicated Loss Ratio
(1)	(2) †	(3)	(4)	(5)	(6) ‡	(7)	(8)	(9)
1928.....	105,593	\$1,116,865	\$770,391	2,985	\$7 30	2.83%	\$258	68.98%
1929.....	99,903	1,464,389	850,784	2,548	8 52	2.55	334	58 10
1930.....	147,596	2,202,234	1,294,203	3,441	8 77	2.33	376	58.77
1931 †	150,231	2,045,243	1,412,284	3,782	9 40	2.52	373	69.06
Total.....	503,323	6,828,631	4,327,662	12,756	8 60	2.53	339	63.38

ONTARIO RATING TERRITORY A (TORONTO, HAMILTON, WINDSOR)

1928.....	50,831	\$590,533	\$428,980	1,769	\$8 44	3.48%	\$243	72.64%
1929.....	45,550	747,296	483,401	1,520	10 61	3.34	318	64 69
1930.....	59,487	1,028,702	637,643	1,756	10 72	2.95	363	61.99
1931 †	57,985	966,848	638,924	1,887	11 02	3.26	339	66.08
Total.....	213,824	3,333,379	2,188,948	6,932	10 24	3.24	316	65.67

ONTARIO RATING TERRITORIES B, C, AND D (REMAINDER OF PROVINCE)

1928.....	54,762	\$526,332	\$341,411	1,216	\$6 23	2.22%	\$281	64.87%
1929.....	54,353	717,093	367,383	1,028	5 76	1.89	357	51.23
1930.....	88,109	1,173,532	656,560	1,685	7 45	1.91	390	55.95
1931 †	92,275	1,078,295	773,360	1,895	8 38	2.05	408	71.72
Total.....	289,499	3,495,252	2,138,714	5,824	7 39	2.01	367	61.19

TABLE 2

BUREAU AND NON-BUREAU COMPANIES COMBINED

PROVINCE OF ONTARIO

Automobile Loss Cost Experience—Policy Years 1928, 1929, 1930 and Incomplete 1931 (18 Months)

PRIVATE PASSENGER CARS—PROPERTY DAMAGE

ALL ONTARIO TERRITORIES COMBINED

Policy Year	Number of Cars Exposed	Earned Premiums	Indicated Incurred Losses	Number of Claims	Indicated Pure Premiums	Claim Frequency	Indicated Average Claim	Indicated Loss Ratio
(1)	(2) †	(3)	(4)	(5)	(6) ‡	(7)	(8)	(9)
1928.....	99,612	\$829,512	\$511,949	13,512	\$5 14	13.56%	\$38	61.72%
1929.....	95,405	1,092,905	529,253	13,967	5 55	14.64	38	48.43
1930.....	144,288	1,701,434	711,815	18,526	4 93	12.84	38	41.84
1931 †	169,247	1,757,127	721,061	19,174	4 26	11.33	38	41 04
Total.....	508,552	5,380,978	2,474,078	65,179	4 86	12 82	38	45 98

ONTARIO RATING TERRITORY A (TORONTO, HAMILTON, WINDSOR)

1928.....	47,298	\$435,378	\$261,202	7,721	\$5 52	16.32%	34	59.98%
1929.....	42,925	556,908	276,271	8,094	6 44	18.86	34	49 61
1930.....	57,768	805,528	339,313	9,991	5 87	17 30	34	42 12
1931 †	64,905	813,973	319,090	10,107	4 92	15 57	32	39.20
Total.....	212,896	2,611,787	1,195,876	35,913	5 62	16 87	33	45 79

ONTARIO RATING TERRITORIES B, C AND D (REMAINDER OF PROVINCE)

1928.....	52,314	\$394,134	\$250,747	5,791	\$4 79	11 07%	\$43	63 62%
1929.....	52,480	535,997	252,982	5,873	4 82	11 19	43	47 20
1930.....	86,520	895,906	372,502	8,535	4 31	9 86	44	41 58
1931 †	104,342	913,154	401,971	9,067	3 85	8 69	44	42 62
Total.....	295,656	2,769,191	1,278,202	29,266	4 32	9 90	44	46 16

† Col. 2, "Number of Cars Exposed." This title means the number of cars insured for a period of 12 months.

‡ Col. 6, "Indicated Pure Premiums." This title means the average loss cost of cars insured for a period of 12 months.

† 1931 experience includes fleet-rated cars. The 1931 experience is reduced to an earned basis.

TABLE 3
BUREAU AND NON-BUREAU COMPANIES COMBINED
 PROVINCE OF ONTARIO

Automobile Loss Cost Experience—Policy Years 1928, 1929, 1930 and Incomplete 1931 (18 Months),
PRIVATE PASSENGER CARS—COLLISION
 ALL ONTARIO TERRITORIES COMBINED

Policy Year	Number of Cars Exposed	Earned Premiums	Indicated Incurred Losses	Number of Claims	Indicated Pure Premiums	Claim Frequency	Indicated Average Claim	Indicated Loss Ratio
(1)	(2)‡	(3)	(4)	(5)	(6)‡	(7)	(8)	(9)
1928.....	23,906	\$784,110	\$444,144	5,068	\$18 58	21.20%	\$88	56.64%
1929.....	22,235	815,480	417,852	4,310	18 79	19 38	97	51 24
1930.....	26,708	953,901	435,049	4,252	16 29	15 92	102	45 61
1931†.....	25,927	855,964	361,805	3,109	13 95	11 99	116	42 27
Total.....	98,776	3,409,455	1,658,850	16,739	16 79	16 95	99	48 65

ONTARIO RATING TERRITORY A (TORONTO, HAMILTON, WINDSOR)

1928.....	8,909	\$342,124	\$144,416	1,685	\$16 21	18.91%	\$86	42.21%
1929.....	7,072	308,833	117,953	1,236	16 68	17 48	95	38 19
1930.....	7,790	323,284	102,406	949	13 15	12 18	108	31 68
1931†.....	7,746	292,159	79,122	638	10 21	8 24	124	27 08
Total.....	31,517	1,266,400	433,897	4,508	14 08	14 30	98	35 05

ONTARIO RATING TERRITORIES B, C AND D (REMAINDER OF PROVINCE)

1928.....	14,997	\$441,986	\$299,728	3,383	\$19 99	22.56%	\$89	67.81%
1929.....	15,163	506,647	299,899	3,074	19 77	20 27	98	59 19
1930.....	18,918	630,617	332,643	3,303	17 58	17 46	101	52 75
1931†.....	18,181	563,805	282,683	2,471	15 55	13 59	114	50 14
Total.....	67,259	2,143,055	1,214,953	12,231	18 06	18 18	99	56 69

TABLE 4
BUREAU AND NON-BUREAU COMPANIES COMBINED
 PROVINCE OF ONTARIO

Automobile Loss Cost Experience—Policy Years 1929, 1930 and Incomplete 1931 (18 Months)
 ALL ONTARIO TERRITORIES COMBINED
PRIVATE PASSENGER CARS—COLLISION
 COLLISION (FULL COVERAGE)

1929.....	1,278	\$114,161	\$59,789	1,076	\$46 78	84.19%	\$56	52.37%
1930.....	1,041	97,826	46,982	946	45 13	90 87	50	48 03
1931†.....	948	76,851	37,646	664	39 71	70 04	57	48 99
Total.....	3,267	288,838	144,417	2,686	44 20	82 22	54	50 00

COLLISION (\$25 DEDUCTIBLE)

1929.....	11,452	\$419,632	\$233,893	2,373	\$20 42	20.72%	\$99	55.74%
1930.....	13,413	496,562	255,943	2,406	19 08	17 94	106	51 54
1931†.....	12,680	445,661	209,173	1,757	16 50	13 86	119	46 94
Total.....	37,545	1,361,855	699,009	6,536	18 62	17 41	107	51 33

COLLISION (\$50 DEDUCTIBLE)

1929.....	6,237	\$207,925	\$90,593	673	\$14 52	10.79%	\$135	43.57%
1930.....	7,438	249,036	95,618	704	12 86	9 46	136	38 40
1931†.....	7,505	228,083	88,120	539	11 74	7 18	163	38 64
Total.....	21,180	685,044	274,331	1,916	12 95	9 05	143	40 05

COLLISION (\$100 DEDUCTIBLE)

1929.....	3,268	\$73,762	\$33,577	188	\$10 27	5.75%	\$179	45.52%
1930.....	4,816	110,477	36,506	196	7 58	4 07	186	33 04
1931†.....	4,794	105,369	26,866	149	5 60	3 11	180	25 50
Total.....	12,878	289,608	96,949	533	7 53	4 14	182	33 48

‡Col. 2, "Number of Cars Exposed." This title means the number of cars insured for a period of 12 months.

‡Col. 6, "Indicated Pure Premiums." This title means the average loss cost of cars insured for a period of 12 months.

†1931 experience includes fleet-rated cars. The 1931 experience is reduced to an earned basis.

TABLE 5
BUREAU AND NON-BUREAU COMPANIES COMBINED

PROVINCE OF ONTARIO
Automobile Loss Cost Experience—Policy Years 1929, 1930 and Incomplete 1931 (18 Months)
ONTARIO TERRITORY A (TORONTO, HAMILTON, WINDSOR)
PRIVATE PASSENGER CARS—COLLISION
COLLISION (FULL COVERAGE)

Policy Year	Number of Cars Exposed	Earned Premiums	Indicated Incurred Losses	Number of Claims	Indicated Pure Premiums	Claim Frequency	Indicated Average Claim	Indicated Loss Ratio
(1)	(2) †	(3)	(4)	(5)	(6) ‡	(7)	(8)	(9)
1929.....	342	\$42,039	\$19,396	369	\$56 71	107.89%	\$53	46.14%
1930.....	251	32,344	11,901	228	47 41	90.84	52	36.80
1931†.....	190	20,835	5,599	120	29 47	63.16	47	26.87
Total.....	783	95,218	36,896	717	47 12	91.57	51	38.75
COLLISION (\$25 DEDUCTIBLE)								
1929.....	2,145	\$117,818	\$47,709	514	\$22 24	23.96%	\$93	40.49%
1930.....	1,932	109,207	39,793	374	20 60	19.36	106	36.44
1931†.....	1,885	101,067	32,247	269	17 11	14 27	120	31.91
Total.....	5,962	328,092	119,749	1,157	20 09	19.41	103	36.50
COLLISION (\$50 DEDUCTIBLE)								
1929.....	2,417	\$97,167	\$30,131	237	\$12 47	9.81%	\$127	31.01%
1930.....	2,542	107,020	29,359	227	11 55	8.93	129	27.43
1931†.....	2,528	97,409	25,333	162	10 02	6.41	156	26.01
Total.....	7,487	301,596	84,823	626	11 33	8.36	136	28.12
COLLISION (\$100 DEDUCTIBLE)								
1929.....	2,168	\$51,809	\$20,717	116	\$9 56	5.35%	\$179	39.99%
1930.....	3,065	74,713	21,353	120	6 97	3.92	178	28.58
1931†.....	3,143	72,848	15,943	87	5 07	2.77	183	21.89
Total.....	8,376	199,370	58,013	323	6 93	3.86	180	29.10

TABLE 6
BUREAU AND NON-BUREAU COMPANIES COMBINED

PROVINCE OF ONTARIO
Automobile Loss Cost Experience—Policy Years 1929, 1930 and Incomplete 1931 (18 Months)
ONTARIO TERRITORIES B, C AND D COMBINED (REMAINDER OF PROVINCE)
PRIVATE PASSENGER CARS—COLLISION
COLLISION (FULL COVERAGE)

Policy Year	Number of Cars Exposed	Earned Premiums	Indicated Incurred Losses	Number of Claims	Indicated Pure Premiums	Claim Frequency	Indicated Average Claim	Indicated Loss Ratio
(1)	(2) †	(3)	(4)	(5)	(6) ‡	(7)	(8)	(9)
1929.....	936	\$72,122	\$40,393	707	\$43 15	75.53%	\$57	56.01%
1930.....	790	65,482	35,081	718	44 41	90.89	49	53.57
1931†.....	758	56,016	32,047	544	42 28	71.77	59	57.21
Total.....	2,484	193,620	107,521	1,969	43 29	79.27	55	55.53
COLLISION (\$25 DEDUCTIBLE)								
1929.....	9,307	\$301,814	\$186,184	1,859	\$20 00	19.97%	\$100	61.69%
1930.....	11,481	387,355	216,150	2,032	18 83	17.70	106	55.80
1931†.....	10,795	344,594	176,926	1,488	16 39	13.78	119	51.34
Total.....	31,583	1,033,763	579,260	5,379	18 34	17.03	108	56.03
COLLISION (\$50 DEDUCTIBLE)								
1929.....	3,820	\$110,758	\$60,462	436	\$15 83	11.41%	\$139	54.59%
1930.....	4,896	142,016	66,259	477	13 53	9.74	139	46.66
1931†.....	4,977	130,674	62,787	377	12 62	7.57	167	48.05
Total.....	13,693	383,448	189,508	1,290	13 84	9.42	147	49.42
COLLISION (\$100 DEDUCTIBLE)								
1929.....	1,100	\$21,953	\$12,860	72	\$11 69	6.55%	\$179	58.58%
1930.....	1,751	35,764	15,153	76	8 65	4.34	190	42.37
1931†.....	1,651	32,521	10,923	62	6 62	3.76	176	33.59
Total.....	4,502	90,238	38,936	210	8 65	4.66	185	43.15

†Col. 2, "Number of Cars Exposed." This title means the number of cars insured for a period of 12 months.

‡Col. 6, "Indicated Pure Premiums." This title means the average loss cost of cars insured for a period of 12 months.

†1931 experience includes fleet-rated cars. The 1931 experience is reduced to an earned basis.

TABLE 7
BUREAU AND NON-BUREAU COMPANIES COMBINED
 PROVINCE OF ONTARIO

Automobile Loss Cost Experience—Policy Years 1928, 1929, 1930 and Incomplete 1931 (18 Months)
PRIVATE PASSENGER CARS—FIRE
 ALL ONTARIO TERRITORIES COMBINED

Policy Year	Number of Cars Exposed	Earned Premiums	Indicated Incurred Losses	Number of Claims	Indicated Pure Premiums	Claim Frequency	Indicated Average Claim	Indicated Loss Ratio
(1)	(2) ‡	(3)	(4)	(5)	(6) ‡	(7)	(8)	(9)
1928.....	126,118	\$619,403	\$277,009	2,066	\$2 20	1.64%	\$134	44.72%
1929.....	127,007	649,345	349,292	2,366	2 75	1 86	148	53.79
1930.....	156,308	787,368	415,779	2,916	2 66	1 87	143	52.81
1931†.....	161,278	764,509	287,251	2,668	1 78	1.65	108	37.57
Total.....	570,711	2,820,625	1,329,331	10,016	2 33	1 76	133	47.13

ONTARIO RATING TERRITORIES A, B AND D
 (Ontario excluding Northern Ontario)

1928.....	123,246	\$594,654	\$256,997	1,977	\$2 09	1 60%	\$130	43.22%
1929.....	125,117	624,842	329,977	2,303	2 64	1 84	143	52.81
1930.....	153,950	757,820	394,569	2,849	2 56	1 85	138	52.07
1931†.....	158,636	740,512	265,585	2,596	1 67	1 64	102	35.87
Total.....	560,949	2,717,828	1,247,128	9,725	2 22	1 73	128	45.89

ONTARIO RATING TERRITORY C
 (Northern Ontario)

1928.....	2,872	\$24,749	\$20,012	89	\$6 97	3.10%	\$225	80.86%
1929.....	1,890	24,503	19,315	63	10 22	3 33	307	78.83
1930.....	2,358	29,548	21,210	67	8 99	2 84	317	71.78
1931†.....	2,642	23,997	21,666	72	8 20	2 73	301	90.29
Total.....	9,762	102,797	82,203	291	8 42	2 98	282	79.97

TABLE 8
BUREAU AND NON-BUREAU COMPANIES COMBINED
 PROVINCE OF ONTARIO

Automobile Loss Cost Experience—Policy Years 1928, 1929, 1930 and Incomplete 1931 (18 Months)
PRIVATE PASSENGER CARS—THEFT
 ALL ONTARIO TERRITORIES COMBINED

Policy Year	Number of Cars Exposed	Earned Premiums	Indicated Incurred Losses	Number of Claims	Indicated Pure Premiums	Claim Frequency	Indicated Average Claim	Indicated Loss Ratio
(1)	(2) ‡	(3)	(4)	(5)	(6) ‡	(7)	(8)	(9)
1928.....	103,035	\$488,077	\$162,865	3,116	\$1 58	3.02%	\$52	33.37%
1929.....	107,783	488,320	206,763	3,226	1 92	2 99	64	42.34
1930.....	134,117	496,047	175,720	4,046	1 31	3 02	43	29.48
1931†.....	142,164	536,299	134,053	4,123	94	2 90	33	25.00
Total.....	487,099	2,108,743	679,401	14,511	1 39	2 98	47	32.22

ONTARIO RATING TERRITORY A (TORONTO, HAMILTON, WINDSOR)

1928.....	54,137	\$295,929	\$99,134	2,082	\$1 83	3.85%	\$48	33.50%
1929.....	50,319	285,592	105,186	2,113	2 09	4 20	50	36.83
1930.....	58,140	329,972	97,296	2,406	1 67	4 14	40	29.49
1931†.....	62,314	272,836	68,204	2,362	1 09	3 79	29	25.00
Total.....	224,910	1,184,329	369,820	8,963	1 64	3 99	41	31.23

ONTARIO RATING TERRITORIES B, C AND D (REMAINDER OF PROVINCE)

1928.....	48,898	\$192,148	\$63,731	1,034	\$1 30	2.11%	\$62	33.17%
1929.....	57,464	202,728	101,577	1,113	1 77	1 94	91	50.11
1930.....	75,977	266,075	78,424	1,640	1 03	2 16	48	29.47
1931†.....	79,850	263,463	65,849	1,761	82	2 21	37	24.99
Total.....	262,189	924,414	309,581	5,548	1 18	2 12	56	33.49

‡Col. 2, "Number of Cars Exposed." This title means the number of cars insured for a period of 12 months.
 †Col. 6, "Indicated Pure Premiums." This title means the average loss cost of cars insured for a period of 12 months.
 †1931 experience includes fleet-rated cars. The 1931 experience is reduced to an earned basis.

TABLE 9
BUREAU AND NON-BUREAU COMPANIES COMBINED

PROVINCE OF ONTARIO

Automobile Loss Cost Experience—Policy Years 1928, 1929, 1930 and Incomplete 1931 (18 Months)

COMMERCIAL CARS—PUBLIC LIABILITY

ALL ONTARIO TERRITORIES COMBINED

Policy Year	Number of Cars Exposed	Earned Premiums	Indicated Incurred Losses	Number of Claims	Indicated Pure Premiums	Claim Frequency	Indicated Average Claim	Indicated Loss Ratio
(1)	(2)†	(3)	(4)	(5)	(6)‡	(7)	(8)	(9)
1928.....	11,336	\$165,203	\$121,173	433	\$10 69	3.82%	\$280	73.35%
1929.....	10,705	221,521	120,216	356	11 23	3.33	338	54.27
1930.....	13,986	287,410	179,321	486	12 82	3.47	369	62.39
1931†.....	21,279	453,192	260,632	733	12 25	3.44	356	57.51
Total.....	57,306	1,127,326	681,342	2,008	11 89	3.50	339	60.44

ONTARIO RATING TERRITORY A (TORONTO, HAMILTON, WINDSOR)

1928.....	5,129	\$88,973	\$71,237	253	\$13 89	4.93%	\$282	80.07%
1929.....	4,009	103,187	65,892	183	16 44	4.56	360	63.86
1930.....	4,436	117,958	73,938	262	16 67	5.91	282	62.68
1931†.....	9,053	237,050	120,180	412	13 28	4.55	292	50.70
Total.....	22,627	547,168	331,247	1,110	14 64	4.91	298	60.54

ONTARIO RATING TERRITORIES B, C AND D (REMAINDER OF PROVINCE)

1928.....	6,207	\$76,230	\$49,936	180	\$8 05	2.90%	\$277	65.51%
1929.....	6,696	118,334	54,324	173	8 11	2.58	314	45.91
1930.....	9,550	169,452	105,383	224	11 03	2.35	470	62.19
1931†.....	12,226	216,142	140,452	321	11 49	2.63	438	64.98
Total.....	34,679	580,158	350,095	898	10 10	2.59	390	60.34

TABLE 10

BUREAU AND NON-BUREAU COMPANIES COMBINED

PROVINCE OF ONTARIO

Automobile Loss Cost Experience—Policy Years 1928, 1929, 1930 and Incomplete 1931 (18 Months)

COMMERCIAL CARS—PROPERTY DAMAGE

ALL ONTARIO TERRITORIES COMBINED

Policy Year	Number of Cars Exposed	Earned Premiums	Indicated Incurred Losses	Number of Claims	Indicated Pure Premiums	Claim Frequency	Indicated Average Claim	Indicated Loss Ratio
(1)	(2)†	(3)	(4)	(5)	(6)‡	(7)	(8)	(9)
1928.....	10,015	\$141,046	\$138,576	3,329	\$13 84	33.24%	\$42	98.25%
1929.....	9,406	186,598	130,026	3,433	13 82	36.50	38	69.68
1930.....	13,391	265,861	169,078	4,157	12 63	31.04	41	63.60
1931†.....	23,215	569,425	239,674	6,560	10 32	28.26	37	42.09
Total.....	56,027	1,162,930	677,354	17,479	12 09	31.20	39	58.25

ONTARIO RATING TERRITORY A (TORONTO, HAMILTON, WINDSOR)

1928.....	4,505	\$75,573	\$75,399	1,865	\$16 74	41.40%	\$40	99.77%
1929.....	3,509	88,161	65,620	1,834	18 70	52.27	36	74.43
1930.....	4,151	108,224	69,259	1,911	16 68	46.04	36	64.00
1931†.....	9,681	285,364	122,880	3,663	12 69	37.84	34	43.06
Total.....	21,846	557,322	333,158	9,273	15 25	42.45	36	59.78

ONTARIO RATING TERRITORIES B, C AND D (REMAINDER OF PROVINCE)

1928.....	5,510	\$65,473	\$63,177	1,464	\$11 47	26.57%	\$43	96.49%
1929.....	5,897	98,437	64,406	1,599	10 92	27.12	40	65.43
1930.....	9,240	157,637	99,819	2,246	10 80	24.31	44	63.32
1931†.....	13,534	284,061	116,794	2,897	8 63	21.41	40	41.12
Total.....	34,181	605,608	344,196	8,206	10 07	24.01	42	56.83

†Col. 2, "Number of Cars Exposed." This title means the number of cars insured for a period of 12 months.

‡Col. 6, "Indicated Pure Premiums." This title means the average loss cost of cars insured for a period of 12 months.

†1931 experience includes fleet-rated cars. The 1931 experience is reduced to an earned basis.

TABLE II
BUREAU AND NON-BUREAU COMPANIES COMBINED
 PROVINCE OF ONTARIO

Automobile Loss Cost Experience—Policy Years 1928, 1929, 1930 and Incomplete 1931 (18 Months)

COMMERCIAL CARS—COLLISION

ALL ONTARIO TERRITORIES COMBINED

Policy Year	Number of Cars Exposed	Earned Premiums	Indicated Incurred Losses	Number of Claims	Indicated Pure Premiums	Claim Frequency	Indicated Average Claim	Indicated Loss Ratio
(1)	(2) †	(4)	(4)	(5)	(6) †	(7)	(8)	(9)
1928.....	2,142	\$72,457	\$68,943	566	\$32 19	26.24%	\$122	95.15%
1929.....	1,744	70,316	48,321	429	27 71	24.60	113	68.72
1930.....	2,176	73,885	49,043	399	22 54	18.34	123	66.38
1931†.....	4,461	149,294	54,599	377	12 24	8.45	145	36.57
Total.....	10,523	365,952	220,906	1,771	20 99	16.83	125	60.36

ONTARIO RATING TERRITORY A (TORONTO, HAMILTON, WINDSOR)

1928.....	958	\$36,744	\$38,517	252	\$40 21	26.30%	\$153	104.83%
1929.....	593	27,229	19,202	160	32 38	26.98	120	70.52
1930.....	547	22,532	12,780	95	23 36	17.37	135	56.72
1931†.....	1,780	68,350	18,592	125	10 44	7.02	149	27.20
Total.....	3,878	154,855	89,091	632	22 97	16.30	141	57.53

ONTARIO RATING TERRITORIES B, C AND D (REMAINDER OF PROVINCE)

1928.....	1,184	\$35,713	\$30,426	314	\$25 70	26.52%	\$97	85.20%
1929.....	1,151	43,087	29,119	269	25 30	25.37	108	67.58
1930.....	1,629	51,353	36,263	304	22 26	18.66	119	70.62
1931†.....	2,681	80,944	36,007	252	13 43	9.40	143	44.48
Total.....	6,645	211,097	131,815	1,139	19 84	17.14	116	62.44

TABLE 12

BUREAU AND NON-BUREAU COMPANIES COMBINED

PROVINCE OF ONTARIO

Automobile Loss Cost Experience—Policy Years 1929, 1930 and Incomplete 1931 (18 Months)

ALL ONTARIO TERRITORIES COMBINED

COMMERCIAL CARS—COLLISION

COLLISION (FULL COVERAGE)

Policy Year	Number of Cars Exposed	Earned Premiums	Indicated Incurred Losses	Number of Claims	Indicated Pure Premiums	Claim Frequency	Indicated Average Claim	Indicated Loss Ratio
(1)	(2) †	(3)	(4)	(5)	(6) †	(7)	(8)	(9)
1929.....	237	\$16,248	\$8,396	141	\$35 43	59.49	\$60	51.67%
1930.....	216	10,482	7,858	113	36 38	52.31	70	74.97
1931†.....	197	12,609	3,533	76	17 93	38.58	46	28.02
Total.....	650	39,339	19,787	330	30 44	50.77	60	50.30

COLLISION (\$25 DEDUCTIBLE)

1929.....	791	\$29,320	\$18,880	176	\$23 87	22.25	\$107	64.39%
1930.....	1,118	37,618	22,052	188	19 72	16.82	117	58.62
1931†.....	1,532	57,033	22,327	172	14 57	11.23	130	38.96
Total.....	3,441	124,241	63,259	536	18 38	15.58	118	50.92

COLLISION (\$50 DEDUCTIBLE)

1929.....	383	\$14,532	\$9,864	69	\$25 75	18.02%	\$143	67.88%
1930.....	434	14,519	9,617	57	22 16	13.13	169	66.24
1931†.....	1,058	34,795	13,075	79	12 36	7.47	166	37.58
Total.....	1,875	63,846	32,556	205	17 36	10.93	159	50.99

COLLISION (\$100 DEDUCTIBLE)

1929.....	333	\$10,216	\$11,181	43	\$33 58	12.91%	\$260	109.45%
1930.....	408	11,266	9,516	41	23 32	10.05	232	84.47
1931†.....	1,674	44,587	15,664	50	9 36	2.99	313	35.13
Total.....	2,415	66,069	36,361	134	15 06	5.55	271	55.03

†Col. 2, "Number of Cars Exposed." This title means the number of cars insured for a period of 12 months.

†Col. 6, "Indicated Pure Premiums." This title means the average loss cost of cars insured for a period of 12 months.

†1931 experience includes fleet-rated cars. The 1931 experience is reduced to an earned basis.

TABLE 13
BUREAU AND NON-BUREAU COMPANIES COMBINED

PROVINCE OF ONTARIO

Automobile Loss Cost Experience—Policy Years 1928, 1929, 1930 and Incomplete 1931 (18 Months)

COMMERCIAL CARS—FIRE

ALL ONTARIO TERRITORIES COMBINED

Policy Year	Number of Cars Exposed	Earned Premiums	Indicated Incurred Losses	Number of Claims	Indicated Pure Premiums	Claim Frequency	Indicated Average Claim	Indicated Loss Ratio
(1)	(2) †	(3)	(4)	(5)	(6) †	(7)	(8)	(9)
1928.....	10,974	\$66,753	\$67,076	287	\$6 11	2.62%	\$234	100.48%
1929.....	11,892	82,335	79,849	280	6 71	2.35	285	96.98
1930.....	13,474	87,462	90,098	367	6 69	2.72	246	103.01
1931 †.....	22,783	170,465	116,872	469	5 13	2.06	249	68.56
Total.....	59,123	407,015	353,895	1,403	5 99	2.37	252	86.95

ONTARIO RATING TERRITORIES A, B AND D (ONTARIO EXCLUDING NORTHERN ONTARIO)

1928.....	10,814	\$64,767	\$58,801	260	\$5 44	2.40%	\$226	90.79%
1929.....	11,701	79,854	76,788	272	6 56	2.32	282	96.16
1930.....	13,303	85,528	89,689	363	6 74	2.73	247	104.87
1931 †.....	22,511	166,571	115,559	464	5 13	2.06	249	69.38
Total.....	58,329	396,720	340,837	1,359	5 84	2.33	251	85.91

ONTARIO RATING TERRITORY C (NORTHERN ONTARIO)

1928.....	160	\$1,986	\$8,275	27	\$51 72	16.88%	\$306	416.67%
1929.....	191	2,481	3,061	8	16 03	4.19	383	123.38
1930.....	171	1,934	409	4	2 39	2.34	102	21.15
1931 †.....	272	3,894	1,313	5	4 83	1.84	263	33.72
Total.....	794	10,295	13,058	44	16 45	5.54	297	126.84

TABLE 14

BUREAU AND NON-BUREAU COMPANIES COMBINED

PROVINCE OF ONTARIO

Automobile Loss Cost Experience—Policy Years 1928, 1929, 1930 and Incomplete 1931 (18 Months)

COMMERCIAL CARS—THEFT

ALL ONTARIO TERRITORIES COMBINED

Policy Year	Number of Cars Exposed	Earned Premiums	Indicated Incurred Losses	Number of Claims	Indicated Pure Premiums	Claim Frequency	Indicated Average Claim	Indicated Loss Ratio
(1)	(2) †	(3)	(4)	(5)	(6) †	(7)	(8)	(9)
1928.....	6,726	\$18,556	\$6,293	113	\$ 94	1.68%	\$56	33.91%
1929.....	7,956	22,306	11,960	145	1 50	1.82	82	53.62
1930.....	8,946	24,464	9,309	189	1 04	2.11	49	38.05
1931 †.....	13,769	27,427	7,890	211	57	1.53	37	28.77
Total.....	37,397	92,753	35,452	658	95	1.76	54	38.22

ONTARIO RATING TERRITORY A (TORONTO, HAMILTON, WINDSOR)

1928.....	3,107	\$8,976	\$2,428	44	\$ 78	1.42%	\$55	27.05%
1929.....	3,721	9,480	4,346	87	1 17	2.34	50	45.84
1930.....	3,497	9,070	6,259	116	1 69	3.32	54	69.02
1931 †.....	6,385	12,185	4,665	132	73	2.07	35	38.28
Total.....	16,710	39,711	17,698	379	1 06	2.27	47	44.57

ONTARIO RATING TERRITORIES B, C AND D (REMAINDER OF PROVINCE)

1928.....	3,619	\$9,580	\$3,865	69	\$1 07	1.91%	\$56	40.34%
1929.....	4,235	12,826	7,614	58	1 80	1.37	131	59.36
1930.....	5,449	15,394	3,050	73	56	1.34	42	19.81
1931 †.....	7,384	15,242	3,225	79	44	1.07	41	21.16
Total.....	20,687	53,042	17,754	279	86	1.35	64	33.47

† Col. 2, "Number of Cars Exposed." This title means the number of cars insured for a period of 12 months.

‡ Col. 6, "Indicated Pure Premiums." This title means the average loss cost of cars insured for a period of 12 months.

† 1931 experience includes fleet-rated cars. The 1931 experience is reduced to an earned basis.

TABLE 15
BUREAU AND NON-BUREAU COMPANIES COMBINED
PROVINCE OF ONTARIO

Automobile Loss Ratio Data—Policy Years 1928, 1929, 1930 and Incomplete 1931 (18 Months)

FLEETS—Private Passenger, Commercial
and Public Automobiles
All Coverages Combined

Public Vehicles—Taxicabs and Jitneys
All Coverages Combined

ALL ONTARIO TERRITORIES COMBINED

ALL ONTARIO TERRITORIES COMBINED

Policy Years	Earned Premiums	Indicated Incurred Losses	Indicated Loss Ratio
1928.....	\$538,600	\$493,559	91.64%
1929.....	1,204,297	745,111	61.87
1930.....	1,380,062	681,968	49.42
1931†.....	1,138,665	530,231	46.57
Total.....	4,261,624	2,450,869	57.71

Policy Years	Earned Premiums	Indicated Incurred Losses	Indicated Loss Ratio
1928.....	\$6,559	\$6,059	92.38%
1929.....	27,858	17,660	63.39
1930.....	23,373	12,557	53.72
1931†.....	18,575	14,960	80.54
Total.....	76,365	51,236	67.09

Public Vehicles—Buses—All Coverages
Combined

ALL ONTARIO TERRITORIES COMBINED

Policy Years	Earned Premiums	Indicated Incurred Losses	Indicated Loss Ratio
1928.....	\$23,440	\$22,502	96.00%
1929.....	42,668	14,728	34.52
1930.....	43,789	14,468	33.04
1931†.....	125,411	48,824	38.93
Total.....	\$235,308	\$100,522	42.72

Public Vehicles—(ex Taxis, Jitneys and Buses)
All Coverages Combined

ALL ONTARIO TERRITORIES COMBINED

Policy Years	Earned Premiums	Indicated Incurred Losses	Indicated Loss Ratio
1928.....	\$14,731	\$3,306	22.44%
1929.....	25,560	18,343	71.76
1930.....	44,751	17,252	38.55
1931†.....	49,727	24,964	50.20
Total.....	134,769	63,865	47.39

†1931 experience includes fleet-rated cars.

TABLE 16
BUREAU AND NON-BUREAU COMPANIES COMBINED
PROVINCE OF ONTARIO

Automobile Loss Ratio Data—Policy Years 1928, 1929, 1930 and Incomplete 1931 (18 Months)

Garages, Auto Dealers and Manufacturers—
Public Liability }
Property Damage } Combined
Collision }

Garages, Auto Dealers and Manufacturers—
Fire }
Theft } Combined

ALL ONTARIO TERRITORIES COMBINED

ALL ONTARIO TERRITORIES COMBINED

Policy Years	Earned Premiums	Indicated Incurred Losses	Indicated Loss Ratio
1928.....	\$68,259	\$35,074	51.38%
1929.....	139,312	65,163	46.77
1930.....	171,502	77,150	44.98
1931†.....	140,076	68,432	48.85
Total.....	519,149	245,819	47.35

Policy Years	Earned Premiums	Indicated Incurred Losses	Indicated Loss Ratio
1928.....	\$43,507	\$21,532	49.49%
1929.....	113,257	19,515	17.23
1930.....	121,742	46,487	38.18
1931†.....	46,546	14,596	2.581
Total.....	335,052	102,130	30.48

†1931 experience includes fleet-rated cars.

†1931 experience includes fleet-rated cars.

APPENDIX IX

REPRESENTATIVE AUTOMOBILE INSURANCE RATES FOR PRIVATE PASSENGER CARS PROMULGATED BY THE CANADIAN AUTOMOBILE UNDERWRITERS' ASSOCIATION AND FILED PURSUANT TO SECTION 273 OF THE INSURANCE ACT COVERING THE PERIOD FROM APRIL 1ST, 1928, TO DECEMBER 1ST, 1932

PUBLIC LIABILITY AND PROPERTY DAMAGE INSURANCE RATES

EFFECTIVE APRIL 1ST, 1928, TO FEBRUARY 1ST, 1929

	Public Liability			Property Damage		
	Ford, Chevrolet, Durant (4 cyl.), Essex, Overland	Auburn (6 & 8 cyl.), Buick, Hudson, Oldsmobile	Cadillac, Stutz, Pierce-Arrow	Ford, Chevrolet, Durant (4 cyl.), Essex, Overland	Auburn (6 & 8 cyl.), Buick, Hudson, Hupmobile, Oldsmobile	Cadillac, Stutz, Pierce-Arrow
Toronto, Hamilton and Windsor*.....	\$11 00	\$13 00	\$17 00	\$9 00	\$11 00	\$14 00
Remainder of Province*..	9 00	11 00	14 00	7 00	9 00	12 00

EFFECTIVE FEBRUARY 1ST, 1929, TO FEBRUARY 1ST, 1931

Toronto, Hamilton and Windsor*.....	\$16 00	\$19 00	\$25 00	\$13 00	\$16 00	\$21 00
Remainder of Province*..	13 00	16 00	21 00	10 00	13 00	18 00

EFFECTIVE FEBRUARY 1ST, 1931, TO DECEMBER 1ST, 1932

Toronto, Hamilton and Windsor.....	\$15 00	\$19 00†	\$23 00	\$11 00	\$15 00†	\$19 00
18 Smaller cities and towns.....	11 00	16 00†	18 00	9 00	12 00†	15 00
Remainder of Province..	10 00	14 00†	16 00	8 00	11 00†	13 00

1933 PREMIUM RATES (EFFECTIVE DECEMBER 1ST, 1932)

Toronto, Hamilton and Windsor.....	\$17 00	\$22 00†	\$26 00	\$9 00	\$12 00†	\$16 00
18 Smaller cities and towns.....	13 00	18 00†	21 00	9 00	12 00†	15 00
Northern Ontario.....	10 00	14 00†	16 00	8 00	11 00†	13 00
Remainder of Province..	10 00	14 00†	16 00	6 00	8 00†	10 00

Deduct from the combined 1933 Public Liability and Property Damage Rates 10 per cent. for "no claims bonus" allowed for 12 months accident free record.

*During 1928, 1929 and 1930 insurers permitted a discount from the above rates of 10 per cent. when all five forms of coverage were insured under one policy, viz.: Public Liability, Property Damage, Collision, Fire and Theft. If three coverages were insured under the one policy, viz.: Public Liability, Property Damage and Collision, a discount of 5 per cent. was allowed.

†In the 1932-1933 premium rates for Public Liability and Property Damage the 6-cylinder Oldsmobile is rated the same as Ford, Chevrolet.

COLLISION INSURANCE RATES

EFFECTIVE APRIL 1ST, 1928, TO FEBRUARY 1ST, 1929
ON CHEVROLET AND FORD CARS

Toronto, Hamilton and Windsor*				Remainder of Province*			
Full Coverage	\$25 Deductible	\$50 Deductible	\$100 Deductible	Full Coverage	\$25 Deductible	\$50 Deductible	\$100 Deductible
\$81 00	\$37 00	\$24 00	\$13 00	\$54 00	\$24 00	\$17 00	\$12 00

EFFECTIVE FEBRUARY 1ST, 1929, TO FEBRUARY 1ST, 1931
ON CHEVROLET, FORD AND PLYMOUTH CARS

Toronto, Hamilton and Windsor*				Remainder of Province*			
Full Coverage	\$25 Deductible	\$50 Deductible	\$100 Deductible	Full Coverage	\$25 Deductible	\$50 Deductible	\$100 Deductible
\$101 00	\$46 00	\$30 00	\$16 00	\$67 00	\$30 00	\$21 00	\$15 00

EFFECTIVE FEBRUARY 1ST, 1931, TO DECEMBER 1ST, 1932
ON CHEVROLET, FORD AND PLYMOUTH CARS

Toronto, Hamilton and Windsor				Remainder of Province			
Full Coverage	\$25 Deductible	\$50 Deductible	\$100 Deductible	Full Coverage	\$25 Deductible	\$50 Deductible	\$100 Deductible
\$87 00	\$39 00	\$26 00	\$14 00	\$57 00	\$26 00	\$18 00	\$13 00

1933 PREMIUM RATES (EFFECTIVE DECEMBER 1ST, 1932)
ON CHEVROLET, FORD AND PLYMOUTH CARS

Toronto, Hamilton and Windsor				18 Smaller Cities and Towns and Northern Ontario				Remainder of Province			
Full Coverage	\$25 Deductible	\$50 Deductible	\$100 Deductible	Full Coverage	\$25 Deductible	\$50 Deductible	\$100 Deductible	Full Coverage	\$25 Deductible	\$50 Deductible	\$100 Deductible
\$87 00	\$39 00	\$26 00	\$14 00	\$57 00	\$26 00	\$18 00	\$13 00	\$46 00	\$21 00	\$14 00	\$10 00

*During 1928, 1929 and 1930 insurers permitted a discount from the above rates of 10 per cent. when all five forms of coverage were insured under one policy, viz.: Public Liability, Property Damage, Collision, Fire and Theft. If three coverages were insured under the one policy, viz.: Public Liability, Property Damage and Collision, a discount of 5 per cent. was allowed.

AUTOMOBILE FIRE INSURANCE RATES

EFFECTIVE APRIL 1ST, 1928, TO FEBRUARY 1ST, 1931

(1) ON FORD CARS

Toronto, Hamilton and Windsor*		Northern Ontario*		Remainder of Province*	
Open Models	Closed Models	Open Models	Closed Models	Open Models	Closed Models
\$2 20	\$3 05	\$6 70	\$9 10	\$2 20	\$3 05

(2) ON CHEVROLET CARS

\$3 05	\$3 45	\$9 10	\$10 30	\$3 05	\$3 45
--------	--------	--------	---------	--------	--------

EFFECTIVE FEBRUARY 1ST, 1931, TO JANUARY 20TH, 1932

(1) ON FORD CARS

\$2 10	\$2 90	\$4 35	\$5 95	\$2 10	\$2 90
--------	--------	--------	--------	--------	--------

(2) ON CHEVROLET CARS

\$2 90	\$3 25	\$5 95	\$6 70	\$2 90	\$3 25
--------	--------	--------	--------	--------	--------

EFFECTIVE JANUARY 20TH, 1932, TO DECEMBER 1ST, 1932, AND 1933 RATES
EFFECTIVE DECEMBER 1ST, 1932

(1) ON FORD CARS (4 CYLINDER)

\$2 10	\$2 90	\$4 35	\$5 95	\$2 10	\$2 90
--------	--------	--------	--------	--------	--------

(2) ON FORD CARS (8 CYLINDER)

\$2 90	\$3 25	\$5 95	\$6 70	\$2 90	\$3 25
--------	--------	--------	--------	--------	--------

(3) ON CHEVROLET CARS (1931 AND EARLIER 4 AND 6-CYLINDER MODELS)

\$2 90	\$3 25	\$5 95	\$6 70	\$2 90	\$3 25
--------	--------	--------	--------	--------	--------

(4) ON CHEVROLET CARS (1932 MODELS)

\$3 25	\$3 65	\$6 70	\$7 50	\$3 25	\$3 65
--------	--------	--------	--------	--------	--------

*During 1928, 1929 and 1930 insurers permitted a discount from the above rates of 10 per cent. when all five forms of coverage were insured under one policy, viz.: Public Liability, Property Damage, Collision, Fire and Theft. If three coverages were insured under the one policy, viz.: Public Liability, Property Damage and Collision, a discount of 5 per cent. was allowed.

AUTOMOBILE THEFT (FULL COVERAGE) INSURANCE RATES

EFFECTIVE APRIL 1ST, 1928, TO FEBRUARY 1ST, 1931

(1) ON FORD AND CHEVROLET CARS

Toronto, Hamilton and Windsor*			Remainder of Province*		
Ford			Ford		
Open		Closed	Open		Closed
\$2 70		\$3 70	\$1 75		\$2 35
	Chevrolet			Chevrolet	
\$3 70		\$4 15	\$2 35		\$2 65

FEBRUARY 1ST, 1931, TO DECEMBER 1ST, 1932

Toronto, Hamilton and Windsor			Remainder of Province		
Ford (4 cylinder)			Ford (4 cylinder)		
Open		Closed	Open		Closed
\$1 95		\$2 70	\$1 70		\$2 30
	Chevrolet (1931 and Earlier)			Chevrolet (1931 and Earlier)	
\$2 70		\$3 05	\$2 30		\$2 60
	Ford (V8)			Ford (V8)	
\$2 70		\$3 05	\$2 30		\$2 60
	Chevrolet (1932)			Chevrolet (1932)	
\$3 05		\$3 40	\$2 60		\$2 95

1933 RATES EFFECTIVE DECEMBER 1ST, 1932

Toronto, Hamilton and Windsor		Northern Ontario		Remainder of Province	
Ford (4 cyl.)		Ford (4 cyl.)		Ford (4 cyl.)	
Open	Closed	Open	Closed	Open	Closed
\$1 60	\$2 15	\$1 70	\$2 30	\$1 35	\$1 85
	Ford (V8)			Ford (V8)	
\$2 15	\$2 45	\$2 30	\$2 60	\$1 85	\$2 10
Chevrolet (1931 and Earlier)	Chevrolet (1931 and Earlier)	Chevrolet (1931 and Earlier)	Chevrolet (1931 and earlier)	Chevrolet (1931 and earlier)	
\$2 15	\$2 45	\$2 30	\$2 60	\$1 85	\$2 10
	Chevrolet (1932)			Chevrolet (1932)	
\$2 45	\$2 70	\$2 60	\$2 95	\$2 10	\$2 35

*During 1928, 1929 and 1930 insurers permitted a discount from the above rates of 10 per cent. when all five forms of coverage were insured under one policy, viz.: Public Liability, Property Damage, Collision, Fire and Theft. If three coverages were insured under the one policy, viz.: Public Liability, Property Damage and Collision, a discount of 5 per cent. was allowed.

APPENDIX X

UNDERWRITERS' AGENCIES

The following insurers have been licensed to issue policies through the underwriters' agencies noted after their respective names:

Company	Agency
Aetna Insurance Company.....	Aetna Fire Underwriters' Agency.
Employers' Liability Assurance Corporation, Limited.....	Britannic Underwriters' Agency.
Norwich Union Fire Insurance Society, Limited.....	British and Canadian Underwriters' Agency.
British Colonial Fire Insurance Company.....	British Underwriters' Agency of America.
Retail Hardware Mutual Fire Insurance Company.....	Canadian Hardware and Implement Underwriters.
Hardware Dealers' Mutual Fire Insurance Company.....	
Minnesota Implement Mutual Fire Insurance Company.....	Canadian Motor Underwriters' Agency.
Lumbermen's Mutual Casualty Company.....	
Central Manufacturers' Mutual Fire Insurance Company.....	Delaware Underwriters.
Westchester Fire Insurance Company.....	Edinburgh Underwriters' Agency.
Scottish Union and National Insurance Company.....	Globe Underwriters' Agency.
Globe & Rutgers Fire Insurance Company.....	Home Underwriters.
Home Insurance Company.....	Laurentian Underwriters' Agency.
British Colonial Fire Insurance Company.....	London Underwriters' Agency.
London Assurance.....	Montreal Underwriters' Agency.
Insurance Company of North America.....	Nova Scotia Underwriters' Agency.
Home Insurance Company.....	Protector Underwriters.
Phoenix Insurance Company.....	Providence Underwriters' Agency.
Providence-Washington Insurance Company.....	Rochester Underwriters' Agency.
Great American Insurance Company.....	St. Lawrence Underwriters' Agency.
Western Assurance Company.....	Winnipeg Fire Underwriters' Agency.
Home Insurance Company.....	

APPENDIX XI

INSURANCE BROKERS

List of special insurance brokers licensed to transact business with unlicensed insurers for license term ending 30th June, 1933:


Barton & Ellis, Limited, Toronto.	Osborne & Lange, Limited, Montreal.
Irish & Maulson, Limited, Toronto.	Ring, Charles Edward, Toronto.
Mitchell & Ryerson, Toronto.	Smith & Walsh, Limited, Toronto.
Muntz & Beatty, Limited, Toronto.	

APPENDIX XII

GUARANTEE COMPANIES

List of licensed insurers whose bonds have, by Order-in-Council of the Lieutenant-Governor of Ontario, been authorized for acceptance in lieu of personal or private suretyship prescribed or required by The Guarantee Companies Securities Act, R.S.O. 1927, Chap. 230, or The Judicature Act, R.S.O. 1927, Chap. 88, or of The Public Officers' Act, R.S.O. 1927, Chap. 17, or any other Act of the Province of Ontario, wherein or whereby His Honour-in-Council is empowered to authorize the giving or acceptance of securities or of the personal bonds of sureties:

Alliance Assurance Company.	London Guarantee and Accident Company, Limited.
American Surety Company of New York.	London and Provincial Marine and General Insurance Company, Limited.
British American Assurance Company.	Maryland Casualty Company.
British Canadian Assurance Company.	Metropolitan Casualty Insurance Company of New York.
British Empire Assurance Company.	National Surety Company.
Canada Security Assurance Company.	North British and Mercantile Insurance Company.
Canada Accident and Fire Assurance Company.	Northern Assurance Company, Limited.
Canadian General Insurance Company.	Norwich Union Fire Insurance Society Limited.
Canadian Indemnity Company.	Ocean Accident and Guarantee Corporation, Limited.
Canadian Surety Company.	Phoenix Assurance Company, Limited.
Casualty Company of Canada.	Pilot Insurance Company.
Century Indemnity Company.	Provident Assurance Company.
Dominion of Canada General Insurance Company.	Prudential Assurance Company, Limited.
Employers' Liability Assurance Corporation, Limited.	Railway Passengers' Assurance Company of London, England.
Fidelity and Casualty Company of New York.	Royal Exchange Assurance Company.
Fidelity Insurance Company of Canada.	Royal Insurance Company.
General Accident Assurance Company of Canada.	Scottish Metropolitan Assurance Company, Limited.
General Casualty Company of Paris.	Sun Insurance Office.
Globe Indemnity Company of Canada.	Toronto General Insurance Company.
Guarantee Company of North America.	Union Indemnity Company.
The Guardian Insurance Company of Canada, Montreal, Quebec.	United States Fidelity and Guaranty Company.
Hartford Accident and Indemnity Company.	Western Assurance Company.
Imperial Guarantee and Accident Insurance Company of Canada.	World Marine and General Insurance Company, Limited.
Imperial Insurance Office.	Yorkshire Insurance Company.
London and Lancashire Guarantee and Accident Company of Canada.	



290839

Gov.Doc. Ontario. Legislative Assembly
Ont Sessional papers.
L Vol.64, pt.2 (1952)

**University of Toronto
Library**

**DO NOT
REMOVE
THE
CARD
FROM
THIS
POCKET**

Acme Library Card Pocket
Under Pat. "Ref. Index File"
Made by LIBRARY BUREAU

