

. Doc.
nt

SESSIONAL PAPERS

VOL. LXXIV.—PART II

SEVENTH SESSION

OF THE

TWENTIETH LEGISLATURE

OF THE

PROVINCE OF ONTARIO

SESSION 1942

TORONTO

Printed and Published by T. E. Bowman, Printer to the King's Most Excellent Majesty
1943

419625
14.2.44



CONTENTS FOR PART II

REPORTS

LANDS AND FORESTS

INSPECTOR OF LEGAL OFFICES

INSURANCE

LOAN AND TRUST CORPORATIONS



REPORT
OF THE
Minister of Lands and Forests
OF THE
PROVINCE OF ONTARIO

For the Fiscal Year ending
March 31st, 1941

PRINTED BY ORDER OF
THE LEGISLATIVE ASSEMBLY OF ONTARIO
SESSIONAL PAPER No. 3, 1942



ONTARIO

TORONTO

Printed and Published by T. E. Bowman, Printer to the King's Most Excellent Majesty
1942

TO HIS HONOUR,

The Lieutenant-Governor of the Province of Ontario.

MAY IT PLEASE YOUR HONOUR:

The undersigned has the honour to present to your Honour, Report on the Operations of the Department of Lands and Forests for the fiscal year, April 1st, 1940, to March 31st, 1941.

PETER HEENAN,

Minister.

HONOURABLE PETER HEENAN,
Minister of Lands and Forests.

We have the honour to submit herewith a Report on the Operations of the Department of Lands and Forests for the fiscal year, April 1st, 1940, to March 31st, 1941.

W. C. CAIN,
Deputy Minister, Lands and Forests.

C. H. FULLERTON,
Surveyor-General.

C O N T E N T S

PART I

APPENDICES:

	Page
No. 1. Department Inside Officers and Clerks	24
2. Department Outside Agents and Inspectors	28
3. Gross Revenue	35
4. Revenue Refunds	37
5. Lands Sold and Leased, with Collections	38
6. Receipts (Special Funds)	39
7. Disbursements	40
8. Timber Cut	42
9. Revenue from Woods and Forests	44
10. Acreage under License	44
11. Timber Areas disposed of	45
12. Locations, etc., under Free Grant Section, Public Lands Act	66
13. Lands Sold and Patented	69
14. Instruments Issued	80
15. Report of Records Branch	80

PART II

No. 16. Report of Surveyor General	83
17. Statement Crown Surveys	88

PART III

18. Forest Fire Protection	91
Radio	93
Organization	96
Fires	98
19. Provincial Air Service	114
20. Reforestation	119

ANNUAL REPORT
FOR FISCAL YEAR ENDING—MARCH 31, 1941

STAFF

Changes in personnel for the year resulting from enlistments, demise, and resignations are reported in Appendix 1 herein.

The death of Arthur H. O'Neil of the Woods Branch on November 5th, 1940 is regretfully noted. Mr. O'Neil was appointed July 19, 1906, from which time he gave loyal efficient service and his charitable kindly disposition will be sadly missed.

Enlistments in His Majesty's Armed Forces and resignations have reduced the staff and every effort is being made by those who remain to efficiently carry on the administration in the interests of essential war time economy.

Appendices 1, 2 and 3 include names, rank, date of appointment and salary rate of permanent officials of both inside or Head Office and outside services.

LEGISLATION

The first legislative enactment in the past session of the House was The Abitibi Power and Paper Company, Limited Moratorium Act which briefly, as the title suggests, provides for stay of foreclosure and sale proceedings and forbids further action without consent of the Attorney General pending consideration of the Report of the Royal Commission appointed November 1, 1940, and having in mind "that if the present rate of earnings maintain for some time to come the shareholders may well have a substantial equity in the property."

The Algoma Central and Hudson Bay Railway Company Act ratifies an agreement between the Crown and the Company for settlement of long overdue Provincial Land Tax arrears and railway fine charges and Corporation Tax.

The Northern Development Act was amended to provide authority to reduce, or write off, principal or interest charged against any lands. This includes Crown land with reference to Settlers' Loans or Liens.

The Provincial Land Tax Act was amended as set forth under "Provincial Land Tax Act".

The Railway Fire Charge Act was amended to make charges due and payable at the commencement of the fiscal year.

The Surveys Act was amended to provide for monumenting of subdivisions and to cure a redundancy in the Municipal Surveys Section.

SELECT COMMITTEE

As reported last year this body was created April 18, 1939, to investigate, inquire into and report on all matters pertaining to the administration of Natural Resources by the Department of Lands and Forests.

Their final report on the administration will be printed.

The findings and recommendations of the Committee may result in certain changes in method or otherwise but full review of the same is a matter that involves time and the Committee's report will consequently be dealt with more fully in the next Annual Report.

LAND TRANSACTIONS

The processes of alienation of Crown land are covered by the Public Lands Act and the regulations thereunder principally, and so far as this Department is concerned may be by outright sale or free grant, or in the case of rental by lease or License of Occupation. The Province contains an estimated 102,870 square miles of potential agricultural land. Its total land area is 363,282 square miles and it covers over 11% of the area of all Canada.

Lands are disposed of to settlers under both sale and free grant on modest terms set forth in the regulations to encourage land settlement and open and develop the country.

Islands and mainland are rented under lease in the Provincial Parks and Temagami Forest for summer resort purposes. Elsewhere Crown lands are sold outright or rented under License of Occupation for summer resort purposes.

In townsites Crown lots are sold, leased or licensed depending upon the local conditions.

In subdivided areas the Lands Branch deals with land transactions and in unsubdivided areas the Surveyor General deals with them as well as the islands in Georgian Bay.

In the Provincial Parks and Forests land has not been permanently alienated of recent years because of the purposes for which they were created.

To protect forest resources and game and fish is essential to conservation of the national wealth, and the protected parks and forests along with the game preserves provide reservoirs in effect for repletion of contiguous areas.

Controlled occupation of land in such areas under proper conditions has contributed to this.

There are areas also where prospective water-power or other development has required non-permanent alienation in the interest of eliminating possible future claims for compensation in connection with expropriations.

Appendix No. 14 sets forth a classified table of leases and Licenses of Occupation issued and includes the number of Patents issued during the fiscal period by classification and in total and all sales are reported in Appendices 12 and 13.

Comparative summaries of sales of Settlers' Lands in the past several successive fiscal periods are:

	1937-38	1938-39	1939-40	1940-41
Algoma	7	5	10	8
Cochrane.....	269	240	260	190
Kenora.....	4	3	5	21
Nipissing.....	12	8	4	10
Sudbury.....	70	50	43	42
Timiskaming.....	51	82	45	19
Thunder Bay.....	6	12	19	16
Sundry.....	23	16	9	44
	442	416	395	350

This includes Free Grant sales.

Sundry includes Muskoka, Parry Sound and other Southern Ontario areas.

Free grant figures including grants to returned Soldiers are:

	1937-38	1938-39	1939-40	1940-41
Algoma	2	2	2	...
Kenora	86	64	79	48
Nipissing.....	14	10	11	9
Sudbury.....	17	13	13	3
Parry Sound.....	11	14	17	9
Thunder Bay.....	30	35	31	20
Muskoka.....	5	2	1	2
Rainy River.....	102	104	3	18
Sundry.....	49	33	39	34
	316	277	196	143

The good land in free grant townships is obviously on the way to exhaustion. War conditions undoubtedly have contributed to the falling off of applications for Settlers' Lands but free grant applications only aggregate about half what they did four years ago and sales have consistently declined as well. It will be noted that free grant cancellations approximate the total locations four years ago.

In this connection it should be borne in mind that in the clay belts many lots have been abandoned in recent years.

One of the chief reasons is the control exercised over the cutting of pulpwood. Through the holdback system the Department has been consistently weeding out the pulpwood farmer and many of them have left the country.

The contrast between the early years a quarter of a century ago and today is evident in the steadily extending clearances visible from the railway and highway and the drainage of formerly wet areas and the effect of the sun on widely cleared areas is having its effect toward fulfilling the promise that this land so definitely holds.

The opening of the highway from Hearst to Nakina this year will bridge the last gap between the eastern and western road systems of the Province and complete a transcontinental motor route in Canada but for the present no farming land contiguous thereto will be opened to settlers.

There is still plenty of good land available to bona-fide settlers and a lot of it is accessible by good roads.

It is perhaps not too early to consider the possibilities of immigration as a result of the war. One fact outstanding is that there is plenty of room in Ontario on excellent land for agricultural workers in the north, to say nothing of the values of local water-power.

SUMMER RESORT LANDS

As a result of activities of the Tourist and Publicity Bureau of the Prime Minister's Department, inquiries for Summer Resort lands from the United States have increased and reflect a very definite desire to participate in some of the summer activities for which nature has so bountifully endowed Ontario. It is confidently expected that a large increase in American visitors to Ontario will result and this is bound to bring a great number who will own or rent their summer places here.

Appendix No. 13 shows the transactions in both mainland and island summer resort land of the Crown in the past year but it does not record the rentals, of which there are many.

These are included in Appendix 14.

PROVINCIAL LAND TAX

The Land Tax Branch of the Department of Lands and Forests is charged with the assessment and taxation of lands in the unorganized territories of the Province of Ontario under the Provincial Land Tax Act. The annual taxes collectible, of which 90% will be realized during the year for which they are levied, average approximately \$130,000.00. Since 1927, when taxes were first collected under the Act, the net revenue has been in excess of \$2,000,000.00. Revenue for the fiscal year ending March 31, 1941 amounted to \$169,608.77. The excess over and above the average collections represents a reduction in arrears of taxes.

In the administration of the Land Tax Branch a great deal of detailed work is involved. In each year some 23,000 tax bills are submitted to land-owners, and changes in the data shown on the land rolls and other records of the Branch are being constantly made. Under the Act a general assessment of Lands subject to taxation is required to be made every three years. Notwithstanding the large amount of detailed work carried on, it is to be noted that the cost of administration of the Branch has decreased. For the fiscal year ending March 31, 1941 it is calculated that the operating expenses of the Branch were approximately 6% of the revenue for that period.

The Provincial Land Tax Act was considerably amended at the Session of the Legislature in 1940, and the past year's operation of the Land Tax Branch would indicate that these amendments have assisted in clearing away many difficulties both for the Branch and for the taxpayers.

In 1941 it was found advisable to further amend the Act by more clearly defining the exemption from taxation of lands acquired under the Mining Act. Experience shows that many people have acquired title to lands under the Mining Act and have then proceeded to devote such lands for purposes far removed from mining. Such lands are now liable to assessment and taxation under the Provincial Land Tax Act.

Special legislation was enacted ratifying and confirming an agreement made between the Crown and the Algoma Central and Hudson Bay Railway Company dated the 18th day of March, 1940. At the time that the said Agreement was entered into the Railway Company was indebted to the Crown in respect of corporation tax, Provincial land tax and railway fire charges. Under the terms of the said Agreement the Company paid to the Crown a substantial sum of money and also reconveyed to the Crown some 36 townships containing approximately 850,000 acres of land which the Company had acquired under the various acts of the Legislature as railway subsidy land grants. As part of the consideration for the settlement the Crown has declared the balance of the railway subsidy land of the Company exempt from taxation under both the Provincial Land Tax Act and the Railway Fire Charge Act, so long as such lands remain in the ownership and possession of the Company.

RELIEF LAND SETTLEMENT

In September 1942, ten years will have elapsed since the original Settlers were placed under this Plan. While no new Settlers have received the benefits of the Plan since early in 1935, each year the subject has been fully reported and complete information is therefore of record in the Annual Report by years, and the data so compiled constitutes a very definite compendium on the subject of subsidized land settlement in Ontario.

This movement was the first of its kind in Ontario where not only the Federal Government assisted with the subsidies but the Municipalities also assisted, to their own benefit it must be admitted. While the Province was obliged to bear the cost of administration the remaining expense was shared. The total cost to the Province was under \$200,000.00. Three hundred and sixteen of the families placed remain. If all of the outlay were charged to those who remain without considering abandonees—the remainder—it would only average about \$600.00 each. That is a great deal less than the cost of direct relief would have been had the families remained in urban centres. It must be admitted that many families received relief after being placed from time to time and the cost of it is not included in the \$200,000.00, but the saving in taking care of these people is obvious as the improvement in their

condition and outlook over a period approaching ten years for the earliest of them.

It has been more or less clearly set forth that the human material was not always good. Naturally the Municipalities of origin were glad to be rid of trouble-makers, radicals and others who created difficulties. The beneficiaries themselves enthusiastically welcomed the opportunity and the change by which many more than those who still remain on the land benefited.

It will be noted that 20% of the total abandoned their properties or refused to proceed in the first two years. Since then, a considerable number have been reemployed and the latter number exceeds 18% of the total.

Some of the abandonees remained in the North, having found employment there. 52% of the total still remain on the land. Some of their children have come to maturity, married and remained in the North.

They have upwards of 5,000 acres of cleared land and have increased their stock and improved their homes in many cases.

There are marketing difficulties it is true, but the resourceful ones have faced them and have adapted themselves to pioneer conditions and made a living for themselves.

Under war conditions there may be a further exodus to get employment but it is impossible to make even a reasonable forecast.

Included in those recorded as still on the land may be some, who after obtaining Patent, sold out and returned to some urban centre. As the Departmental record ceases when Patent issues, or the settler pays the vendor of Patented land in full, a comprehensive figure is not available.

Undoubtedly the Plan has been greatly to the advantage of the bulk of those who remain on the land and it has contributed something to the opening up of the country.

In the administration of the work on occasion it was necessary to transfer stock or chattels from a settler who left to one who remained. In such cases where no cash was available a note acknowledged the debt. Some of these have not been paid. In other cases where private land was used it was necessary to advance the money to pay for registration of title.

It has been impossible to collect some of these items.

When the settler disappears he leaves little behind of any value and the property in many cases was of less value than when he got it. The vendor was often obliged to pay arrears of taxes on the property which reverted to him and as he could not be expected to pay more, was no source from which such unpaid fees could be recovered.

Final settlement was made with Ottawa in 1937 for the remaining balances due from the Dominion against our outlay.

Since then when abandonment involved seizure and disposal of chattels, building material or stock or when registration fees advanced recovered, or

notes for stock or chattels were paid, the following totals have been applied as recoveries:

1937-38.....	\$1095.65
1938-39.....	499.21
1939-40.....	1014.04
1940-41.....	284.78
	Total.....\$2893.68

PROVINCIAL PARKS

Directly under control of the Department through the resident staffs in each there are four Provincial Parks, dedicated to the principle of conservation, in timber, land, wild life and the enjoyment of the public.

Quetico and Algonquin have much in common. They are in the forest area. They are large. They shelter big populations of wild life and they are patronized by people who appreciate and enjoy the added charm of their remoteness.

Ipperwash and Rondeau, though small and far from identical in size; serve almost identical purposes. Being located in or adjacent to populated long established communities far from the forest area, and served by excellent motor roads, they provide holiday sanctuary for thousands of people who are permanent residents of sections of the Province from which the forest disappeared generations ago and with it fish and game as they are known in the forest areas.

Not only our own citizens but thousands of visitors from the United States patronize these Parks.

In all but Ipperwash summer cottage sites can be obtained on a rental basis.

Algonquin and Quetico offer fine fishing, canoe trips and camping and cottage privileges.

Rondeau offers duck shooting in the fall, fishing, and cottage sites.

Each year the Revenue and Expenditure of all are dealt with in Appendices 3, 4 and 7 and from time to time improvements are dealt with in narrative form.

In addition to the foregoing there is a group of Islands in Georgian Bay which constitute a Provincial Park known as Franklin Island Provincial Park, but as yet it is not operated like the others under a local staff. There is a commercial Tourist Camp within the limits of this Park.

Though in a Provincial Forest and not a Provincial Park the Timagami lakes are extensively patronized by vacationists. Many of the islands are held under lease for Cottage or Commercial Camp purposes and there is a local Steamboat Service. Highway No. 11 and the T. & N. O. Ry. cross this forest.

TIMBER ADMINISTRATION

As forecast in last years report, the revenue for the past fiscal year was increased as a result of larger markets and consequently extended bush operations.

Appendix No. 8 provides details of timber returned.

The annual cut which appears this year is the timber cut in the winter of 1940 returned during the spring and summer.

War needs and domestic housing enterprises and other construction, resulting from conditions and pay rolls brought about by the war, are bound to create extended markets if only temporary ones, and this will no doubt reflect itself on the Ontario lumber industry.

Canadian exports of lumber and flooring to the United Kingdom increased in 1940 to nearly 50% over 1939. The export of similar classifications to the United States also increased in the same period.

The Timber Control Board anticipates an increase in the business generally.

BUSH OPERATIONS

Reference to page 18 of last years report shows comparative figures for preceding years and as stated in the foregoing the details of returns from the bush appear in Appendix 8.

Timber Licenses and Saw-mill Licenses

As set forth in Appendix 10, a total of 901 Timber Licenses and Renewals issued covering rights to take Crown timber. The total area involved was 12,503 square miles.

All sawmills and Pulp and Paper mills are required to be licensed annually at nominal rates under the Mills Licensing Act. There were 1,254 of these in the year, many of them small portable outfits with under 5 M ft. B.M. per diem capacity.

Timber Sales

Appendix No. 11, shows details of all sales made in the fiscal period naming the purchaser, classifying species covered and giving the rates at which the sale was made.

The total number of sales was 147.

In the four previous years sales annually were:

1936.....	80	1938.....	142
1937.....	86	1939.....	89

It will be noted that 65 of the current sales were for simple pulpwood operations. In each case the proportion and prices are quoted as set forth in Appendix No. 11.

ORDER IN COUNCIL.—Reductions—Inspection of Manufacturing Clause. The following verbatim copy speaks for itself:

Copy of an Order-in-Council approved by the Honourable the Lieutenant-Governor, dated the 10th day of May, A.D., 1940.

Upon the recommendation of the Honourable the Minister of Lands and Forests, the Committee of Council advise that in regard to sawlog and pulpwood operations conducted within the Province of Ontario up to April 1st, 1941, be subject to the following rates and conditions:

1. *Sawlogs*—That the reduced rates as obtained for the 1939-40 operating season and as established by Order-in-Council dated the 9th day of May, A.D., 1939, be continued for the 1940-41 operating season, but shall apply only to timber sold by public tender prior to September 11th, 1934, and in no instance be less than Crown dues.

2. *Sawlogs*—That the Manufacturing Conditions of the Crown Timber Act be suspended insofar as they apply to hardwood logs cut for export to any part of the British Empire, Authority is found in the Crown Timber Amendment Act of 1939.

3. *Damaged Timber*—That the Minister be authorized to fix rates for fire damaged, insect damaged and wind-thrown timber on both licensed and unlicensed Crown lands, as follows:—

Spruce and Balsam Pulpwood	—a minimum of 50c per cord,
Log Timber	—such rates as would be commensurate with the value of the timber damaged.

4. *Pulpwood*—That the Manufacturing Conditions of the Crown Timber Act, insofar as they apply to pulpwood, be suspended in order to permit the export of pulpwood of any kind cut from leased or licensed Crown lands during the 1940-41 operating season, and that terms and conditions shall be as hereafter set out:

- (a) The contract or certified copy of the contract between the producer and final purchaser must be submitted for the approval of the Minister. The contract must set out prices, terms and conditions relative to the purchase.
- (b) All pulpwood to be exported under and by virtue of the authority recommended to be granted hereunder shall be subject to the production of evidence satisfactory to the Minister, to be furnished before shipment clearance is granted, that the pulpwood will not be used in the production or manufacture of newsprint nor will it be used in the production or manufacture of pulp to be used for the production or manufacture of newsprint.
- (c) Local labour must be used in connection with the work or cutting or preparing the pulpwood for export and the wages paid must be fair

and reasonable and in accordance with wage schedules where established.

- (d) Unless otherwise provided for in a previous agreement or authority, Spruce Pulpwood cut from Crown lands for domestic use shall be subject to a reduction of 40 cents from the regular Crown dues of \$1.40 per cord. Spruce Pulpwood cut from Crown lands and authorized to be exported shall not be subject to any reduction from the regular Crown dues of \$1.40 per cord.

Unless otherwise specifically provided for in a previous agreement or authority, there shall be imposed on all Spruce and Balsam Pulpwood exported an export levy of 25 cents per cord.

- (e) On any area being operated for the purpose of cutting pulpwood for export there shall be, in addition to the protection charge of \$6.40 per square mile, a ground rental charge of \$5.00 per square mile.
- (f) Where contracts for the export of pulpwood are approved there shall be required from the operator such security as may be deemed advisable to assure payment of the dues and charges, and the meeting of any obligations respecting cutting operations.
- (g) Before clearance for export is issued, all Crown charges must be paid in full.

The Committee further advise that the Minister be authorized to treat with pulpwood concessionaires or timber licensees in the Province of Ontario for the purpose of enabling those pulpwood operators who are in possession of contracts for the sale of export pulpwood to operate on the concession or limit upon such terms as may be mutually agreed upon between such concessionaire or licensee and such operator, subject to the approval and direction of and the issuance of permission by the Minister of Lands and Forests.

Certified,

(Sgd.) C. F. BULMOR,

Clerk, Executive Council.

EXPORT PULPWOOD

The principle involved in permitting export of pulpwood will no doubt be dealt with in the forth-coming report of the select Committee. In the last calendar year the export figures are:

	<i>From Crown Lands</i>	<i>From Other Lands</i>	<i>Total Cords</i>
1940.....	360,286	169,478	529,764

SURVEYS

In Part II of this report will be found a record in detail of the surveys in the past fiscal period along with certain narrative comment on the subject of surveys at large.

RADIO

The Department operates a Commercial radio telephone and telegram service as well as the system for strictly service purposes and details appear in Part III of this report.

Air Service—Fire Protection—Reforestation

These branches of the Departmental administration are carefully dealt with in Part III of this report.

REVENUE AND EXPENDITURE

In Appendices 3, 5 and 6, collections will be noted under classified headings by source. These are largely self-explanatory and therefore indicate the origin of the money. Among them from time to time are:

Clergy Lands—Common School Lands—University Lands.

Revenues from these sources have been, in effect, subsidies to education in Ontario.

In its early days, with its revenue possibilities very limited and an increasing population requiring education, the natural resources and particularly land exerted their influence in enabling the educational authorities of the day to finance the necessary projects.

The Grammar School Fund was created by 2 Victoria, Chapter 10, 1839, which provided that revenue collected for certain specifically designated lands should be distributed by the Council of King's College among the grammar schools of Upper Canada. 4 and 5 Victoria, Chapter 19, 1841 enacted by the first parliament of the United Province covered the same ground but it placed the distribution of the funds to the grammar schools under the Governor in Council. 22 Victoria, Chapter 63, 1859 gave further specific authority for administration of the Grammar School Fund.

The Common School Fund was created by 12 Victoria, Chapter 200, 1849, which was designed to produce or create from the sale of public lands a fund of sufficient size to yield one hundred thousand pounds annually for the support of Common Schools and the establishment of Township and Parish libraries.

Under Sec. 14, Chapter 159, of the Public Lands Act of 1853 provision was made to use some of the common school funds for local improvements. The Order-in-Council of December 7, 1855 which authorized the practice was rescinded March 6, 1861.

Confederation and the British North America Act brought about further changes.

Sec. 142 of the B.N.A. Act provided that settlement between Upper and Lower Canada of debts, credits, properties, etc. should be arbitrated and the arbitrators in an award of September 13, 1870 declared the grammar school fund and the improvement fund to be the property of Ontario and the Common School Fund to be held by the Dominion Government and distributed to Ontario and Quebec according to population and that money received by Ontario after June 30, 1867 should be paid to the Dominion and apportioned to the Provinces by them.

Payments to the consolidated revenue of Ontario are covered by Chapter 20, Sec. 2, R.S.O. 1914.

Copy of a Message Communicated Severally to Both Houses of the Parliament of Upper Canada by the President Administering the Government of the Province on Monday, 18th June, 1798.

York, 18th June, 1798.

PETER RUSSELL, President.

To the Honourable the Legislative Council and the House of Assembly:

The President has great satisfaction in being authorized to communicate to the Legislative Council and the House of Assembly, that His Majesty has been graciously pleased to take into his Royal consideration their petition, "humbly imploring His Majesty that he would be graciously pleased to direct His Government in this Province to appropriate a certain portion of the waste lands of the Crown as a fund for the establishment and support of a respectable Grammar school in each District thereof, and also of a College or University for the instruction of youth in the different branches of liberal knowledge," and being always ready to show his parental regard for the welfare of his subjects in the furtherance of so important an object as the instruction of youth, and to assist and encourage the exertions of his Province in laying the foundation for promoting sound learning and a religious education, he has condescended to express his most gracious intention to comply with the wishes of his Legislature of the Province of Upper Canada in such manner as shall be judged most effectual. First by the establishment of free Grammar schools in those Districts in which they are called for, and in due process of time by establishing other seminaries of a larger and more comprehensive nature for the promotion of religious and moral learning and the study of arts and sciences. With this view the President is directed to consult the Members of His Majesty's Executive Council, and the Judges and Law Officers of the Crown in Upper Canada, and to report to the Secretary of State in what manner and to what extent a portion of the Crown Lands may be appropriated and rendered productive towards the formation of a fund for the above purposes, out of which His Majesty may, according to his pleasure, allot such salaries as he shall judge proper for Schoolmasters of such schools, who are to be appointed by His Majesty's Governor, or the person administering His Majesty's Government within the Province for the time being, subject to His Majesty's approbation signified thro' one of his principal Secretaries of State.

(Signed) P. R.

Message to the House of Assembly—Friday, 29th February, 1828.

P. MAITLAND—

The Lieutenant-Governor transmits to the House of Assembly, in compliance with its address, a copy of the Royal Charter for erecting the University of King's College in this Province.

The Lieutenant-Governor further informs the House that His Majesty has been pleased to grant as endowment for the University, two hundred and twenty-five thousand, nine hundred and forty-four acres of the Crown Lands, and to appropriate from the revenues of the Crown the sum of one thousand pounds sterling, per annum, for sixteen years for the erection of the buildings, and also that several of the religious societies in England have contributed to the institutions by donations of money for the purchase of books, and by the foundation of scholarships for missionaries to the Indian tribes.

Government House, 29th February, 1828.

In 1798 the Legislative Assembly set aside 549,000 acres of land as an endowment of higher education in Upper Canada. Later on, upon re-surveying, and some minor changes in the location of the lands, the total acreage was found to be 550,274. Of this amount 190,573 acres were for Grammar Schools, 63,966 acres for Upper Canada College, leaving a balance of 295,735 acres for a provincial university. When the charter was granted to King's College in 1828, however, the endowment made was only 225,944 acres.

It was further agreed in 1828, that the sum of £1,000. per annum should be paid to King's College for 16 years, to aid in the erection of buildings. This annuity was paid for 4½ years and then suspended.

In 1895 a committee reported on the matter of the endowment to the Senate of the University of Toronto and representations were made to the Provincial Government with the result that in 1897 an Act was passed (60 Vic., cap. 59) granting the University the sum of \$7,000.00 per annum forever in extinction of all claims which the University might have in regard to the alleged shortage in their endowment, and certain other minor claims which they made against the Crown.

In the same Act 6 townships were set apart in Northern Ontario, for which separate books were to be kept by the Department of Lands and Forests, and all money received from sales of land therein to be paid to the Bursar of the University.

Of the 225,944 acres which were granted to the University in 1828, nearly all were sold to provide funds. All that is now left of the original endowment are a few acres in Port Hope valued at \$6,895.00 and other lands in various townships valued at \$152.00. The lands which were sold yielded the University approximately \$1,500,000.00.

In 1907 the Government granted the University the Old Parliament Buildings site on Front Street, comprising slightly over 9 acres, and valued at \$200,000.00. The University received rent for this property from the Grand Trunk Railway Company for a year or two and then sold it to that Company, the proceeds being for the erection and equipment of certain buildings.

Clergy lands or reserves were created in Ontario when the original Canadian Colony was divided into Upper and Lower Canada and they were set apart for the maintenance of religion and the diffusion of christian knowledge.

3 and 4 Victoria, Chapter 78, 1840 passed to make clear their purpose and effect and remove any doubt as to interpretation.

George 3, Chapter 31, Sec. 36, provided in the first place for them and subsequent sections specified their use.

George 4, Chapter 62, Sec. 7-8, further elaborated.

The collections from all these sources now, however, are small and irregular and indicate their exhaustion.

Also included in the classified revenue statement—Appendix 3—is revenue from the Back to the Land investment. The amounts that have been shown under this heading each year may properly be considered salvage as they represent proceeds of stock, equipment or chattels, left behind by Relief Land Settlers who clear out, or similar items seized and sold to prevent total loss. The revenue under Forests service is largely perquisites paid by staff.

Lac Seul storage dam revenue is due to the Lac Seul Conservation Act 1928 and an agreement between the Government of Canada and the Government of Ontario:

“Whereby Ontario shall construct a Dam for the purposes of Conservation, regulation and power at Lower Ear Falls, at the outlet of Lac Seul on lands owned by the Crown in the right of the Province of Ontario, which said Dam shall be absolutely owned, controlled and operated by Ontario.

By the terms of the Agreement, the Government of the Dominion of Canada shall reimburse the Government of the Province of Ontario to the extent of three fifths of the Capital Cost of the dam, and also after the Dam has been completed and put into operation, they shall pay to Ontario, interest at the rate of five percent per annum on the two fifths of the Capital Cost of the Dam borne by the Province of Ontario and shall also pay the whole of the Cost of Maintenance and operation of the Dam until powers on said waters have been developed and put to use.”

Disbursements as classified in Appendix 7 are largely self-explanatory.

The actual cost of forest fire fighting is classified in a comparative table in Part III of this report as a breakdown covering this particular work. It is part of forest service cost.

The outlay on clearing townsites inevitably brings to mind the fires at Haileybury and New Liskeard which were fed by slash and brush too close to the municipal limits. Where such hazards are on Crown land they must be removed in the interest of safety.

Insect control and tree disease activity is essential and conducted under W. R. Haddow.

The money spent for flowing easements was in connection with Winnipeg River water levels where, by arrangement with Manitoba and the Dominion,

settlements were made with claimants. The complete report on the settlement is in the office of the Inspector of Surveys.

Long Lac Water Course revenue refers to and has its origin in agreements between the Crown and Pulpwood Supply Company, Ltd., dated March 31, 1937, and July 6, 1937 recorded on pages 93 and 99 of the Annual Report for 1938, and is part of the plan to amortize the outlay on the diversion of Long Lac and tributary waters, whereby power resources have been increased and inaccessible pulpwood rendered marketable.

Other items of revenue are self-explanatory.



APPENDICES

PART I

Appendix No. 1

Permanent Officials, Inside Service, for the Fiscal Year April 1, 1940 to March 31, 1941.

Branch	Name	Designation	When Appointed	Remarks	
Main Office	Heenan, Hon. P.	Minister	1931, July 11		
	Gain, W. C.	Deputy Minister	1903, Mar. 1		
	Ferguson, A.	Assistant to Deputy Minister	1915, Dec. 15		
	Byrnes, K. M.	Secretary to Minister and Departmental Secretary	1934, July 17		
	Harrison, E.	Secretarial Stenographer	1920, May 14		
	Healy, A. L.	Clerk Stenographer, Group 2	1939, June 10		
	Metzler, J. B.	Solicitor and Provincial Land Tax Collector	1939, Feb. 1		
	Molesworth, V. M.	Senior Clerk Stenographer	1928, April 10		
	Slattery, J. M.	Office Boy	1939, Oct. 16		
	Stephens, A. M.	Clerk Stenographer, Group 1	1927, Oct. 4		
	Thompson, J. B.	Statistician	1925, Feb. 2	Resigned Sept. 30, 1940.	
	Lands Branch	Adams, M. N.	Clerk Stenographer, Group 1	1930, Feb. 5	
		Campbell, H. M.	Clerk Stenographer, Group 1	1934, Nov. 1	
Carey, A. R.		Clerk, Group 1	1925, July 7		
Draper, S.		Chief Clerk	1900, May 1		
Eaton, E. F.		Clerk, Group 1	1927, Aug. 15		
Foster, B. P.		Clerk, Group 1	1930, July 2		
Griffith, F. J.		Senior Clerk Stenographer	1921, Jan. 22		
Halliday, E. G.		Senior Clerk	1907, Feb. 21		
Hayes, H.		Clerk Stenographer, Group 1	1931, Feb. 11		
Hutcheon, J.		Senior Clerk	1923, Nov. 22		
Nicol, G. L.		Clerk Stenographer, Group 1	1930, Feb. 5		
O'Neil, E. F.		Senior Clerk	1902, July 7		
Pepler, A. V.		Senior Clerk Stenographer	1922, Sept. 14		
Ross, S.		Senior Clerk	1917, July 9		
Stewart, F. E.		Senior Clerk Stenographer	1927, July 25		
Taylor, M. M.		Clerk Stenographer, Group 1	1934, May 4		
Turner, M. E.		Clerk Stenographer, Group 2	1934, Mar. 7		
Wallace, B. M.		Clerk Stenographer, Group 1	1932, July 18		
Armitage, M. C.		Clerk Stenographer, Group 1	1927, Oct. 18		
Bowland, C.		Clerk, Group 1	1908, July 9		
Bryson, J.	Senior Clerk	1927, Jan. 4			
Clarke, C. H.	Head Clerk, Group 2	1905, Aug. 9			

Accounts Branch.....	Donald, L. G..... Killoran, K. M..... Langevin, M. C..... Lount, H. M..... McMahan, N. B..... Peppiatt, M. J..... Wilson, E. M.....	Senior Clerk..... Clerk Stenographer, Group 1..... Cheque Writer, Group 2..... Accountant, Group 1..... Clerk, Group 1..... Clerk Stenographer, Group 1..... Clerk Stenographer, Group 1.....	1924, June 2 1939, Nov. 1 1928, Jan. 3 1903, Oct. 1 1931, July 21 1940, Oct. 15 1937, Aug. 4	Enlisted Oct. 4, 1939. Transferred to Dept. of Health, Fort William, Sept. 4, 1940.
Files Branch.....	Black, R. N..... Harris, G..... Kelly, J. P..... Knight, C. G..... Madigan, B. W..... Meredith, T. A..... Mutholland, S..... McAteer, H..... Rawlinson, M. E..... Samuels, F..... Sheridan, E. J.....	Senior Clerk..... Senior Clerk..... Clerk, Group 1..... Senior Clerk..... Clerk, Group 2..... Senior Clerk Messenger..... Senior Clerk..... Filing Clerk, Group 2..... Clerk, Group 3..... Principal Clerk..... Clerk, Group 1.....	1915, Dec. 13 1925, Jan. 14 1927, Apr. 19 1921, June 1 1935, Jan. 2 1929, Mar. 29 1918, May 6 1939, Oct. 23 1930, Feb. 5 1903, Dec. 5 1937, Feb. 1	Resigned March 31, 1940.
Provincial Land Tax Office.....	Craddock, M. M..... Hinton, G. J..... Madill, S..... McKinnon, H. M..... Riches, E. P.....	Clerk, Group 1..... Senior Clerk..... Clerk Stenographer, Group 1..... Clerk Stenographer, Group 1..... Clerk Stenographer, Group 1.....	1928, Mar. 7 1925, May 4 1927, July 14 1938, June 30 1925, Aug. 10	
Surveys Branch.....	Fullerton, C. H..... Barnard, W. A. C..... Barr, F. L..... Burwash, N. A..... Carroll, W. E..... Chard, N. L..... Crombie, A. C..... Hadley, I. M..... Heath, W. H..... Morris, J. L..... Prentice, J. M..... Pugh, M. B..... Stork, G. F. M..... Weaver, W. F.....	Surveyor-General..... Senior Map Draughtsman, Group 1..... Senior Draughtsman, Group 2..... Assistant Inspector of Surveys..... Draughtsman, Group 2..... Clerk Stenographer, Group 2..... Clerk Stenographer, Group 1..... Clerk Stenographer, Group 2..... Geographer..... Inspector of Surveys..... Clerk, Group 2..... Clerk, Group 1..... Senior Clerk Stenographer..... Surveyor and Senior Draughtsman.....	1915, Oct. 15 1928, Jan. 1 1923, Oct. 31 1917, Apr. 26 1931, July 18 1931, June 22 1939, Sept. 5 1932, Oct. 5 1923, Nov. 28 1928, Mar. 1 1939, Jan. 3 1929, Aug. 15 1927, July 28 1930, Mar. 25	

Appendix No. 1—Continued

Permanent Officials, Inside Service, for the Fiscal Year April 1, 1940 to March 31, 1941.

Branch	Name	Designation	When Appointed	Remarks
Surveys Branch—Continued.	Wilson, A.	Draughtsman, Group 3.	1929, Apr. 15	Leave of Absence without salary from Nov. 12, 1940, to make surveys, etc. in connection with Air Training Plan.
	Angood, M. F.	Clerk Stenographer, Group 2	1939, Sept. 5	
Forestry Branch	Baker, M. H.	Mechanical and Safety Engineer	1925, May 11	
	Bald, J.	Senior Clerk Stenographer	1913, June 12	
	Bishop, J. M.	Senior Map Draughtsman, Group 2	1924, Mar. 1	
	Canning, H. A.	Senior Clerk	1928, Dec. 1	
	Cooper, E. W.	Senior Clerk	1921, Jan. 6	
	Doherty, E. H.	Senior Clerk Stenographer	1934, Sept. 26	
	Fenwick, A. R.	Assistant Forester, Group 2	1927, June 6	
	Foster, G. W.	Clerk, Group 2	1934, Apr. 30	Resigned Aug. 31, 1940.
	Garnham, F. T.	Photographer (Aerial)	1925, June 27	Enlisted Dec. 1, 1940.
	Harris, G. W.	Senior Clerk	1906, Sept. 1	
	Johnston, R. N.	Forester	1915, Aug. 15	
	Kearns, W. H.	Photographer (Aerial)	1924, May 10	
	Lockwood, E. A.	Stock Clerk, Group 1	1935, Dec. 2	
	McKyes, A. S.	Senior Clerk Stenographer	1921, May 9	
	Mills, C. R.	Assistant Provincial Forester	1921, Mar. 28	Resigned Nov. 16, 1940.
	Noble, C. E.	Clerk Group 2	1931, Feb. 26	Enlisted Dec. 1, 1939.
	Overend, M. E.	Clerk Stenographer, Group 1	1928, Feb. 10	
	Parsons, H. H.	Assistant Forester and Draughtsman	1937, Jan. 18	
	Rogers, N. L.	Principal Clerk	1911, Aug. 1	
	Rowland, M. C.	Senior Clerk Stenographer	1912, May 1	
	Smyth, J. R. G.	Clerk, Group 1	1931, May 25	
	Westland, C. E.	Principal Clerk	1923, May 16	
	Wilson, M. M.	Senior Clerk Stenographer	1926, Nov. 4	Resigned June 30, 1940.
	Armer, E. C.	Senior Clerk Stenographer	1909, Aug. 6	
	Brodie, J. A.	Chief Clerk	1923, May 15	
	Bryce, J. J.	Senior Clerk Stenographer	1922, July 24	
Doyle, A. M.	Clerk Typist, Group 2	1932, Feb. 15		
Ferguson, J.	Senior Clerk Stenographer	1919, Aug. 4		

Woods and Forests Branch	Gillard, H. D. Judd, Wm. Lee, J. T. Meeking, S. D. O'Neil, A. H. Oungley, E. F. Sharpe, T. J. F. Telfer, E. H.	Head Clerk, Group 1 Clerk, Group 1 Principal Clerk Principal Clerk Principal Clerk Clerk, Group 1 Assistant Deputy Minister of Forestry Principal Clerk	1897, Dec. 6 1928, Apr. 24 1917, June 25 1910, Feb. 8 1906, July 19 1921, May 4 1922, May 15 1915, Sept. 27	Died Nov. 5, 1940.
Woodmen's Employment Act	Campbell, R. A. Woodward, W.	Inspector of Timber Operations and Inspector under Woodmen's Employment Act Investigator	1934, July 13 1934, Oct. 15	
Insect Control and Tree Diseases	Haddow, W. R.	Forest Pathologist	1931, June 16	

Appendix No. 2

Permanent Officials, Outside Service, for the Fiscal Year April 1, 1940 to March 31, 1941.

Name	Post Office Address	District or County	Date of Appointment to Service	Remarks	
Alexander, J. A.	Fort Frances	<i>Lands Agents</i> Part Rainy River District Muskoka District Part District Sudbury and Algoma Certain Lots in Township Wicksteed. Part Districts Nipissing and Sudbury " District of Temiskaming	1921, May 26	Also Homestead Inspector.	
Bruce, T.	Bracebridge		1936, Aug. 12		
Darby, J. W.	Massey		1936, July 2	For Salary see District and Assistant Foresters.	
Easton, H. J.	Hornepayne		1932, May 23		
Gingras, A.	Verner		1934, Nov. 28		
Green, N. R.	New Liskeard		" District of Temiskaming	1935, Dec. 15	For Salary see District and Assistant Foresters.
Hough, J. A.	Matheson		" District of Cochrane	1926, Apr. 20	
Kavanagh, T. F.	Bancroft		" Hastings County	1936, Jan. 1	For Salary see District and Assistant Foresters.
Mackey, T. F.	Kapuskasing		" District of Cochrane	1926, May 16	
Marchildon, J. P.	North Bay		" Districts Nipissing and Parry Sound	1934, Sept. 1	For Salary see District and Assistant Foresters.
McKinnon, C.	Kenora	" District of Kenora	1939, Nov. 24		
O'Gorman, P.	Cochrane	" District of Cochrane	1919, Oct. 1	For Salary see District and Assistant Foresters.	
Phillips, G. H. R.	Sault Ste. Marie	" District of Algoma	1924, May 12		
Smith, L. G.	Bruce Mines	" District of Algoma	1934, Nov. 1	For Salary see District and Assistant Foresters.	
Towne, T. G.	Englehart	" District of Temiskaming	1935, June 1		
Tranor, W. G.	Hilton Beach	St. Joseph Island	1925, Sept. 12	Empowered to take Applications.	
Tremblay, T.	Hears	Part District of Cochrane	1934, May 14		
Ward, E. L.	Pembroke	Part Renfrew County	1930, Jan. 1	For Salary see District and Assistant Foresters.	
Wilson, S. H.	Port Arthur	" District of Thunder Bay	1921, Nov. 26		
Whytall, A. E.	Parry Sound	" Parry Sound and Muskoka	1934, Nov. 20	For Salary see District and Assistant Foresters.	
Bastien, J. A.	Chelmsford	<i>Homestead Inspectors</i> West Part of Sudbury District Muskoka District Centre Part of Temiskaming District of Kenora	1913, May 12		For Salary see Lands Agents.
Bruce, T.	Bracebridge		1936, Aug. 12		
Hough, Wm.	Englehart		1926, Jan. 18		
Skillen, J. L.	Dryden		1934, Nov. 15		

Smith, L. G. Van Horn, L. E.	Bruce Mines Monteith	Part District of Algoma " District of Cochrane	1934, Nov. 1 1920, Jan. 27	For Salary see District and Assistant Foresters.
---	-------------------------------------	---	-------------------------------	--

Appendix No. 2—Continued
District and Assistant Foresters and Chief Forest Rangers

Name	Post Office Address	Classification	District or County	Date of Appointment to Service	Remarks
Acheson, L.	Elk Lake	Chief Forest Ranger, Group 1	North Bay	1921, Oct. 25	
Ardenne, M.	Tweed	Assistant Forester, Group 2	Trent	1924, May 23	
Bliss, K. H.	Tenagami	Chief Forest Ranger and Assistant Forester, Group 1	Tenagami	1929	Enlisted, July 17, 1940.
Bouchey, A. C.	Sudbury	Chief Forest Ranger, Group 2	Sudbury	1925, Nov. 2	
Boulbee, R.	Powassan	Chief Forest Ranger, Group 1	Parry Sound	1929, June 20	
Caldwell, J. H.	Parry Sound	Chief Forest Ranger, Group 1	Georgian Bay	1925, Nov. 2	Enlisted July 29, 1940.
Cleaveley, A.	Minaki	Chief Forest Ranger, Group 1	Kenora	1928, Apr. 1	
Cram, W. D.	Kenora	District Forester, Group 1	Kenora	1923, May 19	
Crosbie, H. W.	Tweed	District Forester, Group 1	Trent	1923, May 15	
Dawson, F. J.	Port Arthur	Act'g. District Forester, Group 2	Port Arthur	1929, Feb. 6	Enlisted July 16, 1940.
Delaley, G. W.	Port Frances	District Forester, Group 1	Port Frances	1928, Mar. 1	Enlisted Aug. 23, 1940.
Elliott, W.	Sudbury	Chief Forest Ranger, Group 1	Sudbury	1921, July 11	
Fink, J. J.	Cochrane	Chief Forest Ranger, Group 1	Cochrane	1925, Oct. 5	
Fletcher, N. B.	Parry Sound	Assistant Forester, Group 2	Georgian Bay	1923, Dec. 1	Superannuated Dec. 16, 1940.
Gimby, W. E.	Sault Ste. Marie	Chief Forest Ranger, Group 2	Sault Ste. Marie	1934, Nov. 20	
Goodall, R. F.	Sault Ste. Marie	Chief Forest Ranger, Group 1	Sault Ste. Marie	1928, May 28	
Green, N. R.	New Liskeard	Acting Assistant Forester	New Liskeard	1935, Dec. 15	
Horn, J. M.	Ignace	Assistant District Forester	Sioux Lookout	1926, May 6	
Hurd, A.	Cochrane	Chief Forest Ranger, Group 1	Cochrane	1922, Oct. 15	
Kennedy, D. J.	North Bay	Chief Forest Ranger, Group 2	North Bay	1923, Apr. 25	
Kennedy, T. J.	Sudbury	Chief Forest Ranger, Group 1	Sudbury	1926, May 1	
L'Abbe, J. P.	Port Arthur	Chief Forest Ranger, Group 1	Port Arthur	1926, Oct. 7	
Legris, H. M.	Dacre	Chief Forest Ranger, Group 1	Trent	1930, Mar. 10	
Legris, J. P.	Macdonald	District Forester, Group 2	Port Arthur	1910, Oct. 5	
Leman, A. W.	Tweed	Assistant Forester, Group 2	Trent	1937, May 26	
McCausland, H. L.	Port Frances	District Forester, Group 2	Port Frances	1927, May 24	Enlisted Aug. 6, 1940.
McDonnell, J. R.	Port Arthur	Chief Forest Ranger, Group 1	Port Arthur	1920, May 1	
McEwen, P.	Sudbury	District Forester	Sudbury	1920, May 15	
McGown, T. N.	Sudbury	Chief Forest Ranger, Group 2	Sudbury	1934, Dec. 17	
McInnes, C.	Parry Sound	Chief Forest Ranger, Group 2	Georgian Bay	1927, Apr. 4	
McInnes, D. C.	New Liskeard	Chief Forest Ranger, Group 1	Part District of Temiskaming	1919, Nov. 15	
McKee, J. P.	North Bay	Chief Forest Ranger, Group 1	North Bay	1920, Sept. 1	
McManus, M. J.	Amprior	Chief Forest Ranger, Group 2	Renfrew	1933, Nov. 1	

MacDougall, F. A.	Algonquin Park	Superintendent	Algonquin	1923, May 15	Also Superintendent Algonquin Prov. Park. Also Crown Lands Agent. Also Crown Lands Agent. Also Crown Lands Agent.
Mackey, T. E.	Kapuskasing	District Forester	Kapuskasing	1926, May 16	
Marchildon, J. P.	North Bay	Assistant District Forester	North Bay	1934, Sept. 1	
O'Gorman, P.	Cochrane	District Forester	Cochrane	1919, Oct. 1	
Parmer, F. R.	Kenora	Chief Forest Ranger, Group 1	Kenora	1929, Mar. 25	
Phillips, G. H. R.	Sault Ste. Marie	District Forester, Group 1	Sault Ste. Marie	1924, May 12	Also Crown Lands Agent. Enlisted Feb. 12, 1940.
Potter, E. E.	Swastika	Chief Forest Ranger, Group 2	Cochrane	1930, Apr. 1	
Regan, J. L.	Timmins	Assistant Forester, Group 1	Cochrane	1927, Nov. 1	
Richardson, C. R.	Fort Frances	Chief Forest Ranger, Group 1	Fort Frances	1923, Nov. 24	
Robinson, W. J.	Kapuskasing	Assistant District Forester	Kapuskasing	1928, Oct. 8	
Rowe, F. E.	Port Arthur	Chief Forest Ranger, Group 1	Port Arthur	1929, Sept. 11	
Rowlandson, J.	Cochrane	Assistant District Forester	Cochrane	1937, Nov. 1	
Ruxton, J.	Armstrong	Chief Forest Ranger, Group 2	Kenora	1928, Apr. 1	
Smith, D. H.	Sault Ste. Marie	Assistant District Forester	Sault Ste. Marie	1935, Feb. 1	
Smith, L. G.	Bruce Mines	Assistant Forester, Group 2	Part District of Algoma	1934, Nov. 1	Also Crown Lands Agent and Homestead Insp.
Snow, R. D. L.	Parry Sound	Assistant Forester, Group 2	Georgian Bay	1928, May 15	
Spence, S. D.	Sudbury	Chief Forest Ranger, Group 2	Sudbury	1926, Apr. 4	
Strain, J. H.	Sudbury	Chief Forest Ranger, Group 2	Sudbury	1929, Apr. 22	Enlisted Aug. 20, 1940.
Thorpe, T.	Sudbury	Assistant District Forester	Sudbury	1918, Sept. 23	
Ward, E. L.	Penbrooke	District Forester, Group 2	Algonquin	1930, Jan. 1	Also Crown Lands Agent.
Whelan, P. J.	Renfrew	Assistant Forester, Group 1	Algonquin	1908, Feb. 4	
Whytall, A. E.	Parry Sound	District Forester, Group 2	Georgian Bay	1934, Nov. 20	
Young, M. P.	Kenora	Clerk Stenographer, Group 2	Kenora	1934, Sept. 24	

Appendix No. 2—Continued

Permanent Officials, Outside Service, for the Fiscal Year April 1st, 1940, to March 31, 1941.

Name	Classification	Date of Appointment to Service	Remarks
Beaton, R.	Carpenter	<i>Air Service</i>	
Chapman, W. G.	Foreman, Engine Shop	1938, Dec. 27	
Christensen, A. W.	Carpenter	1933, Jan. 11	Enlisted Nov. 30, 1939.
Clark, J. M.	Engineer, Group 1	1929, Oct. 23	
Clucas, C. M.	Superintendent of Stores	1937, Feb. 10	
Culliton, J. P.	District Superintendent	1925, June 15	Enlisted Sept. 5, 1940.
Day, H. W.	Engineer, Group 1	1932, May 15	Enlisted March 3, 1941.
Denning, A. E.	Engineer, Group 1	1933, May 11	Enlisted Nov. 7, 1939.
Doan, G. A.	Engineer, Group 1	1925, Apr. 1	
Donnelly, J. T.	Engineer, Group 1	1929, Oct. 15	
Drew, E. G.	Junior Pilot, Group 1	1938, May 3	
Failes, L. R.	Engineer, Group 2	1930, Nov. 1	
Fiskar, U. W.	Engineer, Group 1	1925, Feb. 1	
Fleming, D. J.	Senior Pilot, Group 2	1937, June 14	
Fraser, R. H.	Engineer, Group 1	1928, June 19	
Gill, G. A.	Engineer, Group 1	1932, June 21	
Hallatt, H. M.	Engineer, Group 1	1925, May 11	
Hancox, P. T.	Engineer, Group 2	1935, May 1	
Hardman, J.	Tailor and Sail Maker	1925, Oct. 1	
Hendry, J.	Engineer, Group 1	1938, May 3	Enlisted Oct. 4, 1939.
Hill, W. J.	Carpenter	1925, Oct. 1	
Hodgson, E. A.	Assistant Plant Superintendent	1927, Apr. 1	
Hughes, F. T.	Junior Pilot, Group 1	1926, Jan. 1	
Humble, J. R.	Junior Pilot, Group 1	1935, Feb. 2	
Hyde, J. F.	Engineer, Group 1	1932, Feb. 11	
Kincaid, J.	Plant Superintendent	1924, June 1	
Kraushaar, D. N.	Engineer, Group 1	1938, Apr. 25	
Kunkel, L.	Senior Clerk	1927, May 16	
McMillan, H. J.	Watchman	1936, Dec. 24	
McPhail, D. J.	Clerk, Group 1	1936, Jan. 3	
Macaulay, S.	Engineer, Group 2	1930, Nov. 1	
Miles, G. E.	Engineer, Group 1	1924, June 1	Resigned July 10, 1940.
	Engineer, Group 1	1929, Mar. 1	

Milling, J. H. V.	Junior Engineer	1932, June	7	Resigned May 17, 1940.
Murray, D. H.	Principal Clerk	1924, Apr.	28	
Murray, Wm.	Sheet Metal Worker, Group 1	1930, Jan.	20	
Noble, J. C.	Principal Clerk	1925, Apr.	27	
Parr, P. E.	Engineer, Group 2	1928, Dec.	1	
Phillips, H. J.	Engineer, Group 1	1924, May	3	
Ponsford, G. E.	Director of Provincial Air Service	1934, July	25	
Richards, E. S.	Engineer, Group 2	1938, May	1	
Sauve, P. L.	Senior Pilot, Group 2	1940, Jan.	3	
Sherbourne, J.	Engineer, Group 1	1924, June	1	
Simard, A. H.	Shop Foreman	1924, May	28	
Simard, J. E. K.	Engineer, Group 1	1925, June	7	
Taylor, J. M.	Senior Pilot, Group 2	1935, Feb.	1	
Terry, J.	Stationary Engineer, Group 3	1925, Mar.	1	
Tweed, W. W.	Senior Pilot, Group 2	1930, May	5	
Wilcox, W. H.	Carpenter	1925, Oct.	1	
Willmot, F. F.	Engineer, Group 1	1933, July	1	
Windsor, A. D.	Junior Pilot, Group 2	1937, May	1	
Wright, C. E.	Engineer, Group 2	1927, July	18	
				Enlisted Jan. 4, 1940.
				Resigned July 20, 1940.
				Discontinued Services Nov. 13, 1940.
				Enlisted July 1, 1940.
				Enlisted Feb. 19, 1940.
				Resigned Sept. 20, 1940.

Appendix No. 2—Continued

Permanent Officials, Outside Service, for the Fiscal Year April 1st, 1940, to March 31, 1941.

Name	Classification	District	Date of Appointment to Service	Remarks
Bayly, G.	Assistant Forester, Group 1	Reforestation	1924, Mar. 1	
Carnan, R. S.	Forester	Head Office, Toronto	1928, Jan. 14	
Marritt, I. C.	Forester	"	1922, June 1	
Richardson, A. H.	Forester	"	1921, June 15	
Simmons, J. F. L.	Assistant Forester, Group 1	"	1928, Mar. 19	
Stanley, F. W.	Senior Clerk	"	1927, May 7	
Wattie, C. M.	Senior Clerk	"	1926, Nov. 15	
Wheatley, A. B.	Assistant Forester, Group 2	"	1930, May 19	Enlisted Dec. 10, 1940.
Zavitz, E. J.	Provincial Forester	"	1905, May 1	
Newman, J. S.	Supt. Forest Station, Group 1	Norfolk Forest Station	1913, Oct. 1	
Telford, E.	Deputy Foreman	"	1907, Aug. 7	
Adamson, M. A.	Supt. Forest Station, Group 3	Midhurst Forest Station	1928, May 16	Enlisted Sept. 4, 1940.
Spence, A. H.	Foreman, Group 1	"	1922, Oct. 2	
Linton, G. M.	Supt. Forest Station, Group 3	Orono Forest Station	1921, Sept. 12	
Hall, W. J.	Foreman, Group 2	"	1922, Aug. 15	

Name	Classification	Date of Appointment to Service	Remarks
Freedman, H. H.	Radio Operator, Group 1	Radio Service	
Goodier, J.	Radio Operator, Group 1	1934, May 23	
Lloyd, C. E.	Radio Inspector	1937, Oct. 16	
Olson, J. H.	Radio Operator, Group 1	1936, May 20	
Madill, L. J.	Radio Engineer	1934, May 23	
		1935, Jan. 29	On Leave of Absence without Salary for duration of war.

Appendix No. 3

Statement of Revenue of the Department of Lands and Forests for the Fiscal Year
ending March 31st, 1941.

Service	\$	c.	\$	c.	\$	c.
LANDS COLLECTIONS						
<i>Crown Sales:</i>						
Agricultural.....	43,404	84				
Townsites.....	11,557	54				
			54,962	38		
Clergy Lands.....			41	00		
Common School Lands.....			77	95		
University Lands.....			156	82		
					55,238	15
<i>Rent (not including Parks)</i>						
Water Power Leases.....			571,351	76		
Other Leases and Licenses of Occu- pation.....			67,200	44		
Bruce Beach.....			2,127	30		
Jordan Harbour.....			52	18		
Temagami Islands.....			7,501	50		
					648,233	18
<i>Provincial Land Tax</i>					169,956	67
<i>Woods and Forests:</i>						
Bonus.....			1,370,149	49		
Timber Dues.....			2,041,192	11		
Ground Rent.....			136,626	71		
Fire Protection Tax.....			543,522	19		
Transfer Fees.....			1,100	00		
Mill Licenses.....			600	33		
Cullers' Examination Fees.....			140	00		
Scalers' Wages.....			66,553	40		
					4,159,884	23
<i>Parks:</i>						
<i>Algonquin Provincial Park:</i>						
Rentals.....	8,290	63				
Perquisites.....	929	50				
Licenses.....	9,709	68				
Telephone Collections.....	2,265	73				
Sale of Furs.....	169	05				
Sale of Gas and Oil.....	2,083	69				
Sale of Syrup.....	122	00				
Sale of Wood and Building Logs...	499	29				
Miscellaneous.....	259	73				
			24,329	30		
<i>Rondeau Provincial Park:</i>						
Rentals.....	9,805	42				
Sale of Gravel.....	4	75				
Sale of Syrup.....	683	75				
Sale of Lumber and Wood.....	1,293	31				
Sale of Furs.....	10	00				
Sale of Venison.....	362	10				
Miscellaneous.....	204	35				
			12,363	71		
Carried forward.....			36,693	01	5,033,312	23

Appendix No. 3—Continued

Statement of Revenue of the Department of Lands and Forests for the Fiscal Year ending March 31st, 1941.

Service	\$	c.	\$	c.	\$	c.
Brought Forward.....					5,033,312.23	
Quetico Provincial Park:						
Rentals.....	210.00					
Licenses.....	6,912.00					
Sale of Furs.....	78.95					
Fines.....	100.00					
Miscellaneous.....	103.00					
			7,403.95			
Ipperwash Beach Provincial Park:						
Rentals.....	518.75					
Miscellaneous.....	34.18					
			552.93			
					44,649.89	
Agents—Office Fees.....			485.15			
Air Service.....			5,794.32			
Back to the Land Movement.....			284.78			
Casual Fees.....			480.30			
Clearing Townsites and Removing Fire Hazards.....			38.39			
Forest Service.....			38,506.02			
Lac Seul Storage Dam.....			18,904.33			
Radio Service.....			27,916.41			
Reforestation.....			5,643.14			
Surveys—Office Fees, Maps, etc.....			2,247.14			
Sale of Sand and Gravel.....			1,094.84			
To Provide for Acquiring Flowage Easements.....			8,873.90			
					110,268.72	
Total Collections.....					5,188,230.84	
<i>Deduct:</i>						
Revenue Refunds as per Appendix No. 4.....					21,806.61	
					5,166,424.23	
Collections transferred to Interest Account—Lac Seul Storage Dam.....					13,873.79	
Net Revenue.....					5,152,550.44	

Appendix No. 4

Statement of Revenue Refunds of the Department of Lands and Forests for the Fiscal
Year ending March 31, 1941.

Service	§	c.
Algonquin Provincial Park—Rentals.....	40.	00
Air Service.....	107.	08
Bruce Beach—Rentals.....	1,042.	13
Casual Fees.....	20.	46
Crown Rent.....	563.	84
Forest Service.....	38.	98
Jordan Harbour—Rentals.....	30.	07
Land Sales.....	1,417.	54
Mill Licenses.....	14.	00
Provincial Land Tax.....	347.	90
Radio Service.....	11,504.	08
Reforestation.....	1.	00
Surveys—Office Fees.....	31.	50
Temagami Islands—Rental.....	15.	00
Timber Dues.....	6,633.	03
	21,806.	61

Appendix No. 5

Statement of Lands Sold and Leased. Amount of Sales and Leases, and the amount Collections for the Fiscal Year ending March 31st, 1941.

Service	Acres Sold and Leased	Amount of Sales and Leases	Collections on all Sales, Leases, Land Taxes, etc.
<i>Lands Sold:</i>			
Agriculture, Townsites, etc.....	28,837.595	\$ c. 38,933.69	\$ c. 54,962.38
Clergy Lands.....			41.00
Common School Lands.....			77.95
University Lands.....			156.82
<i>Lands Leases:</i>			
Crown.....	17,948.480	14,926.85	667,057.98
Provincial Land Tax.....			169,956.67
	46,786.075	53,860.54	892,252.80

Appendix No. 6

Statement of Receipts of the Department of Lands and Forests for the Fiscal Year ending March 31st, 1941, which are considered as Special Funds.

Service	\$	c.	\$	c.
<i>Clergy Lands:</i>				
Principal.....	25	00		
Interest.....	16	00		
	41		41	00
<i>Common School Lands:</i>				
Principal.....	43	77		
Interest.....	34	18		
	77		77	95
<i>University Lands:</i>				
Principal.....	117	62		
Interest.....	39	20		
	156		156	82
	275		275	77

Appendix No. 7

Statement of the Disbursements of the Department of Lands and Forests for the Fiscal Year ending March 31st, 1941.

Service	\$	c.	\$	c.
MAIN OFFICE AND BRANCHES:				
Permanent Salaries—Lands.....			112,444.	71
Permanent Salaries—Forestry.....			59,657.	56
Temporary Salaries—Lands.....			7,709.	64
Temporary Salaries—Forestry.....			779.	03
AGENTS—Salaries.....	18,531.	88		
Operating Expenses.....	5,039.	13		
			23,571.	01
AIR SERVICE—Salaries.....	154,343.	91		
Operating Expenses.....	142,417.	33		
			296,761.	24
ANNUITIES AND BONUSES TO INDIANS—Treaty No. 9.....			22,108.	00
BOARD OF SURVEYORS—Grant.....			200.	00
CLEARING TOWNSITES AND REMOVING FIRE HAZARDS.....			14,950.	12
COMPENSATION, ETC., FOR WORKMEN INJURED IN GOVERNMENT WORK AS AWARDED BY THE WORKMEN'S COMPENSATION BOARD.....			16,921.	36
FOREST SERVICE—Salaries.....	965,775.	34		
Operating Expenses.....	491,353.	75		
			1,457,129.	09
INSECT CONTROL—Salaries.....	2,700.	00		
Operating Expenses.....	4,542.	09		
			7,242.	09
IPPERWASH BEACH PROVINCIAL PARK—Salaries.....	1,676.	50		
Operating Expenses.....	1,342.	30		
			3,018.	80
LAC SEUL STORAGE DAM.....			35.	55
MAINTENANCE—Lands.....			11,549.	47
MAINTENANCE—Forestry.....			10,993.	76
RADIO SERVICE.....			46,823.	91
REFORESTATION—Salaries.....	224,596.	09		
Operating Expenses.....	97,581.	43		
			322,177.	52
RONDEAU PROVINCIAL PARK—Salaries.....	9,954.	25		
Operating Expenses.....	3,648.	42		
			13,602.	67
SURVEYS.....			3,500.	68
TRAVELLING EXPENSES—Lands.....			2,063.	19
TRAVELLING EXPENSES—Forestry.....			826.	39
TO PROVIDE FOR ACQUIRING FLOWAGE EASEMENTS AND DISCHARGING CLAIMS, ETC., ETC.....			382.	20
WOODMEN'S EMPLOYMENT ACT—Salaries.....	7,500.	00		
Operating Expenses.....	747.	71		
			8,247.	71
STATUTORY:				
Minister's Salary.....			8,000.	00
Refunds.....			1,059.	50
SPECIAL WARRANTS:				
To cover the cost of preliminary Work, research, preparation of documents in connection with the investigation into the administration, etc., of the Natural Resources by the Department of Lands and Forests.....			418.	15
To cover the cost in connection with the hearing before The Royal Commission which is investigating the affairs and the financial position of the Abitibi Power & Paper Company Limited.....			2,322.	53
Total Expenditure.....			2,454,495.	88

Appendix

TIMBER CUT DURING OPERATING YEAR

PROVINCE OF	Area covered by timber license	Saw Log Timber					
		Red and White Pine		Jack Pine		Other	
ONTARIO	Square Miles	Pieces	Feet	Pieces	Feet	Pieces	Feet
	12,503	2,246,921	106,263,525	3,293,543	56,565,344	3,270,003	94,494,756

PROVINCE OF	Stave	Birch	Mining	Shingle	Cedar	Cedar		Poles	Ties
	Bolts	Vencer	Timber	Bolts		Pieces	Lin. Ft.		
	ONTARIO	Cords	Cords	Cords	Cords	Cords			
	20	60	1,622	378	4	271	3,172	16,303	520,594

No. 8

MARCH 31st, 1939, TO MARCH 31st, 1940.

Boom and Dimension Timber						Car Stakes	Cordwood		Box- wood
Red and White Pine		Jack Pine		Other			Hard	Soft	
Pieces	Feet	Pieces	Feet	Pieces	Feet	Pieces	Cords	Cords	Cords
28,146	3,577,572	14,958	961,152	50,027	4,996,517	4,437	29,452	105,224	24

Posts	Piling		Piling		Lagging		Lagging		Pulpwood
	Pieces	Feet	Pieces	Lin. Ft.	Cords	Pieces	Pieces	Lin. Ft.	Cords
36,173	600	58,117	67,740	1,290,621	34	223	36,027	1,450,616	1,233,449

Appendix 9

Statement of Timber Revenue for the Period April 1st, 1940 to March 31st, 1941.

Timber Dues.....	\$1,903,731.78	
Interest on Timber Dues.....	15,934.71	
Timber Sale Deposits.....	121,525.62	
		\$2,041,192.11
Bonus on Timber Cut.....	\$1,363,357.09	
Annual Bonus (Certain Agreements).....	6,792.40	
		\$1,370,149.49
Fire Protection.....	\$541,786.85	
Interest on Fire Protection.....	1,735.34	
		\$543,522.19
Ground Rent.....	\$135,176.34	
Interest on Ground Rent.....	1,450.37	
		\$136,626.71
Transfer Fees.....		1,100.00
Mill License Fees.....		600.33
Scalers' Wages.....		66,553.40
Cullers' Examination Fees.....		140.00
		\$4,159,884.23
Less Refund Timber Dues.....	\$6,633.03	
Less Refund Mill License Fees.....	14.00	
		\$6,647.03
		\$4,153,237.20

Appendix No. 10

ACREAGE UNDER LICENSE

The number of Crown Timber Licenses and Renewals issued (where the holder pays regulation Ground Rent and Fire Tax charges) from April 1st, 1940 to March 31st, 1941, was 901 covering an area of 12,503 square miles.

Appendix No. 11

Timber areas disposed of from April 1st, 1940, to March 31st, 1941

Date Offered 1940	Date Sold 1940	Locality	Area sq. miles	No. of Tenders	To Whom Sold	Prices Paid				Proposition	File
						Kind of Timber	Bid	Upsset Bonus	Dues		
April 10	April 29	McKinnon Township (Part)	4½	1	Wilfred Herbert, General Delivery, Sudbury, Ont.	Hemlock Birch Spruce Spruce Pulpwood Balsam Pulpwood <i>Cedar Poles:</i> 30 ft. and less 31 ft. to 40 ft. Cedar Posts	50 50 25 65 65 65 05 01	2 50 2 00 4 00 05 05 10 10 50 02	1 50 2 50 2 00 1 40 70 25 50 02	Mixed	25809
April 11	April 29	Pratt Township (Part)	1½	1	John Tolen, Steeman, Ont.	Spruce Pulpwood Birch Fuelwood Cedar Posts White Pine 25 2 50	1 40 50 02 2 50	Mixed	35191
April 12	April 29	Laurier Township (Part)	½	3	R. J. Osborne, Trout Creek, Ont.	Spruce Pulpwood Balsam Pulpwood	10 10	10 10	1 40 70	Pulpwood	20688
May 2	May 27	Blount Township (Part)	2	1	A. E. Wicks, Ltd., Cochrane, Ont.	Spruce Pulpwood Balsam Pulpwood	10 10	1 40 70	Pulpwood	42060 Vol. 2
May 3	May 20	Area vicinity of Pakwash Lake, Kenora District	4¼	1	Keetch Lumber and Supply Company, Red Lake, Ont.	Spruce Logs Jackpine Logs	25 25	4 75 4 25	2 00 2 50	Logging	61306
May 6	May 22	Richardson Township (Part)	¼	2	Ben Tighe, P.O. Box 61, Fort Frances, Ont.	Jackpine Jackpine Pulp Poplar Pulp Spruce Pulp Cedar Posts	50 15 10 35 01	2 50 10 10 35 01	2 50 40 40 1 40 02	Mixed	60473

Appendix No. 11
Timber areas disposed of from April 1st, 1940, to March 31st, 1941

Date Offered 1940	Date Sold 1940	Locality	Area sq. miles	No. of Tenders	To Whom Sold	Kind of Timber	Prices Paid			Proposition	File
							Bid	Upset Bonus	Dues		
May 10	May 20	Spragge Township (Part).....	1/4	1	William Folz, Spragge, Ont.	Poplar Pulpwood..... Spruce Pulpwood..... Balsam Pulpwood.....	05 05 05	25 25 25	10 1 40 70	Pulpwood	61028
May 11	May 27	Cardiff, Duncannon and Faraday Townships (Parts).....	34.2	1	G. W. Jones, Bancroft, Ont.	Spruce Pulp..... Balsam Pulp..... Poplar Pulp.....	20 20	1 40 70 40	Pulpwood	18289 Vol. 3
May 11	May 27	Marter Township, Parcel 2 (Part).....	1/4	1	Robert Hack, Englehart, Ont.	Spruce Logs..... Spruce Pulpwood..... Poplar Pulpwood.....	1 00 05	5 50 10 05	2 00 1 40 40	Logs and Pulpwood	60136 Vol. 1
May 11	May 27	Marter Township, Parcel 1 (Part).....	1/4	1	Frank Kruger, Wawbewawa, Ont.	Poplar Pulpwood.....	10	05	40	Pulpwood	60136 Vol. 1
May 15	May 30	Kendall Township, Parcel 1.....	1/4	1	T. Chalykoff, Hearst, Ont.	Spruce Pulpwood..... Balsam Pulpwood.....	02	10 Same rate as tendered on Spruce Pulp	1 40	Pulpwood	1955
May 15	May 30	Casgrain Township, Parcel 2.....	1/4	1	T. Chalykoff, Hearst, Ont.	Spruce Pulpwood..... Balsam Pulpwood.....	20 90	1 40 70	Pulpwood	1955
May 17	May 30	Springer Township (Part).....	1	2	Steve Lajeunesse, Sturgeon Falls, Ont.	Spruce Pulpwood..... Poplar Pulpwood.....	05 05	25 10	1 40 40	Pulpwood	46941
May 15	May 30	Crear Township (Part).....	1	1	Alfred Gignac, River Valley, Ont.	Spruce Pulpwood..... Balsam Pulpwood.....	25 10	1 40 40	Pulpwood	42086
May 20	May 30	Area Vicinity of Nulla Lake, Thunder Bay District.....	1	1	Steve Andrews, Loon, Ont.	Spruce Pulpwood..... Balsam Pulpwood..... Pine Timber.....	05 05 05	10 30 4 50	1 40 70 2 50	Logs and Pulpwood	19756 Vol. 2

Appendix No. 11

Timber areas disposed of from April 1st, 1940, to March 31st, 1941

Date Offered 1940	Date Sold 1940	Locality	Area sq. miles	No. of Tenders	To Whom Sold	Kind of Timber	Bid	Upset Bonus	Dues	Proposition	File
May 23	June 6	Fox Township, Parcel 2 (Part)	1/4	1	Albert Mercier, Norembega, Ont.	Spruce Pulpwood, Balsam Pulpwood	05	50 1 25	1 40 70	Pulpwood	80562
May 23	June 6	Clute Township (Part)	1 1/4	1	M. Chartrand, Driftwood, Ont.	Spruce Pulpwood, Balsam Pulpwood	05	40 1 15	1 40 70	Pulpwood	20905
June 1	June 10	Ingram Township (Part)	1/4	1	A. Walter Roach, Thornloe, Ont.	Spruce Sawlogs, Spruce Pulpwood, Cedar Logs, Cedar Posts	80 05 1 00 01	50 10 50 02	2 00 1 40 50 02	Mixed	25626
May 25	June 10	Fell Township (Part)	1 1/2	1	Felix Denis, Crystal Falls, Ont.	Spruce Pulpwood, Poplar Pulpwood	05 05	25 10	1 40 40	Pulpwood	13795
May 23	June 12	Stoddart Township (Part)	2	1	Arthur Lecours, Hearsf, Ont.	Spruce Logs, Spruce Pulpwood, Balsam Pulpwood	1 00	2 00 15 85	2 00 1 40 70	Logs and Pulpwood	122014
May 29	June 12	Badgerow Township (Part)	1 1/2	3	J. A. Pilon, Vermer, Ont.	Spruce Pulpwood, Balsam Pulpwood, Poplar Pulpwood	85 25	25 10	1 40 70 40	Pulpwood	46094
May 28	June 12	Badgerow Township (Part)	2	1	Wilfred Gareau, Vermer, Ont.	Spruce Pulpwood, Balsam Pulpwood, Poplar Pulpwood	25	1 40 95 10	1 40 70 40	Pulpwood	46094
May 30	June 11	Bastedo Township (Part), Parcel 1	1	3	Wilfred Gareau, Vermer, Ont.	Spruce Pulpwood, Balsam Pulpwood, Poplar Pulpwood	25	25 1 20 10	1 40 70 40	Pulpwood	2499A

Appendix No. 11

Timber areas disposed of from April 1st, 1940, to March 31st, 1941

Date Offered 1940	Date Sold 1940	Locality	Area sq. miles	No. of Tenders	To Whom Sold	Prices Paid				Proposition	File
						Kind of Timber	Bid	Upset Bonus	Dues		
May 30	June 14	Bastedo Township, Parcel 2 (Part)	$\frac{3}{4}$	3	Wilfred Gareau, Verner, Ont.	Spruce Pulpwood Balsam Pulpwood Poplar Pulpwood	25	25 1 20 10	1 40 70 40	Pulpwood	2499A
May 30	June 14	Machin Township (Part)	$\frac{1}{4}$	1	Arthur Gauthier, Fauquier, Ont.	Spruce Pulpwood Balsam Pulpwood	01	15 86	1 40 70	Pulpwood	31750
June 1	June 17	Leitch Township, Parcel 1 (Part)	$\frac{1}{4}$	1	John J. Cooper, Gardiner, Ont.	Spruce Pulpwood Balsam Pulpwood Spruce and Balsam Logs	05	60 1 35	1 40 70	Logs and Pulp	46605
June 1	June 17	Brower Township, Parcel 2 (Part)	$\frac{1}{2}$	1	T. B. Skidmore, Brower, Ont.	Spruce Pulp Balsam Pulp	05	40 1 15	1 40 70	Pulpwood	46605
June 4	June 18	Hugel Township (Part)	1	1	J. A. Pilon, Verner, Ont.	Spruce Pulpwood Balsam Pulpwood Poplar Pulpwood	55	25 1 50 10	1 40 70 40	Pulpwood	12656
June 13	June 20	Tudor Township (Part)	$\frac{1}{4}$	1	Alex Gordon, Bannockburn, Ont.	Pine Cedar Cedar Posts Spruce Pulp Balsam Pulp		5 00 2 50 02 1 40 20	2 50 1 50 02 1 40 70	Mixed	11957 Vol. 2
June 13	June 20	Townships of Cardiff, Mayo, Montegale, Herschel, Tudor (Parts)	$2\frac{1}{2}$	1	G. W. Jones, Bancroft, Ont.	Spruce Pulpwood Balsam Pulpwood Poplar Pulpwood			1 40 70 40	Pulpwood	18289 Vol. 3
June 7	June 21	Clute Township (Part)	$\frac{1}{2}$	1	William Strehorn Hunta, Ont.	Spruce Pulpwood	05	25	1 40	Pulpwood	20905

Appendix No. 11

Timber areas disposed of from April 1st, 1940, to March 31st, 1941

Date Offered 1940	Date Sold 1940	Locality	Area sq. miles	No. of Tenders	To Whom Sold	Prices Paid				Proposition	File
						Kind of Timber	Bid	Upset Bonus	Dues		
June 10	June 22	Darling Township (Part)	1 1/4	3	Messrs. Stewart Bros., Waba, Ont.	White Pine Red Pine Spruce Spruce Pulpwood Balsam Pulpwood Poplar Pulpwood Cedar Posts Fuelwood (Hard) Fuelwood (Soft) <i>Cedar Poles:</i> 30 ft. and less 31 ft. to 40 ft. 41 ft. to 50 ft. 51 ft. and over	3 00 2 50 2 50 25 10 20 02 15 15 10 10 25 25 25	5 00 5 00 3 00 10 10 20 02 15 15	2 50 2 50 2 00 1 40 70 40 02 50 25	Mixed	22342
June 13	June 22	Denbigh Township (Part)	1 1/4	1	Lorne Thompson, Slate Falls, Ont.	Hemlock Spruce Birch Poplar Maple Spruce Pulpwood Balsam Pulpwood Fuelwood (Hard) Fuelwood (Soft)	05 05 05 05 05 05 05 05	1 50 3 00 2 50 2 00 2 50 20 15 15	1 50 2 00 2 50 2 00 2 50 1 40 70 50 25	Mixed	16086
June 6	June 24	Haggart Township (Part)	1 1/4	1	Pierre Guevremont, Strickland, Ont.	Spruce Pulpwood Balsam Pulpwood	60 1 30	1 40 70	Pulpwood	4120 Vol. 3	
June 8	June 24	Haggart Township, Parcel 2	1 3/4	1	Edouard Gravel, Gregoire Mills, Ont.	Spruce Pulpwood Balsam Pulpwood	01	60 1 31	Pulpwood	4120 Vol. 3	

Appendix No. 11

Timber areas disposed of from April 1st, 1940, to March 31st, 1941

Date Offered 1940	Date Sold 1940	Locality	Area sq. miles	No. of Tenders	To Whom Sold	Prices Paid				Proposition	File
						Kind of Timber	Bid	Upset Bonus	Dues		
June 3	June 27	Morrow Gardiner, Sutcliffe, Bessborough and Canfield Townships (Parts)	100	1	T. A. Hancock, c/o T. H. Hancock, Ltd., Toronto	Spruce Logs..... Spruce Pulp..... Balsam Pulp.....	1 10 05 05	4 00 10 70	2 00 1 40 70	Logs and Pulpwood	116826
June 14	June 27	Savard Township (Part)	1 4	1	W. H. Nichol, R.R. No. 1, Charlton P.O., Ont.	Spruce Pulpwood.....	05	10	1 40	Pulpwood	18646
June 17	June 28	Haggart Township (Part)	1 4	1	Valmore Bedard, Departure Lake, Ont.	Spruce Pulpwood..... Spruce Logs.....	60 5 00	1 40 2 00	Logs and Pulpwood	4120 Vol. 3
June 24	July 8	Sabine Township (Part)	1 4	2	Martin Daly, Barry's Bay, Ont.	Spruce Pulpwood..... Balsam Pulpwood..... Cedar and Tamarac Ties.....	15 35 07	20 20	1 40 70 10	Pulpwood and Ties	24875
July 10	July 22	Eilber Township (Part)	1 4	1	J. E. Plourde, Mattice, Ont.	Spruce Pulpwood..... Balsam Pulpwood.....	30 1 11	1 40 70	Pulpwood	25116
July 8	July 30	Jocko Township (Part)	11	1	Awrey Lumber Co. Ltd., Markstay, Ont.	White Pine..... Hardwood..... Spruce..... Spruce Pulpwood.....	50 50 50 10	5 00 2 00 3 00 10	2 50 2 50 2 00 1 40	Logs and Pulp	122782
July 8	July 30	Ridout Township (Part)	1 1/2	1	J. B. Morgan Lumber Co. Ltd., Harbour Commission Bldg., Toronto, Ont.	Hardwoods..... Spruce and Balsam..... Itemlock.....	2 50 3 00 1 50	2 50 2 00 1 50	Logging	37386

Appendix No. 11

Timber areas disposed of from April 1st, 1940, to March 31st, 1941

Date Offered 1940	Date Sold 1940	Locality	Area sq. miles	No. of Tenders	To Whom Sold	Prices Paid		Proposition	File	
						Kind of Timber	Bid			
July 15	July 30	McCrea Township (Part).....	1 1/4	2	Lakaci Toma, Lowther P.O., Ont.	Spruce Pulpwood..... Balsam Pulpwood.....	10	25 1 40 1 05 70	Pulpwood Pulpwood	61271 Vol. 2
July 15	July 30	Houghton Township (Part).....	1 1/2	1	J. F. Bishop, Spanish, Ont.	Spruce Pulpwood..... Balsam Pulpwood.....	10	25 1 40 1 05 70	Pulpwood	67392
July 9	Aug. 1	Area Vicinity of Pooh-Bah-Lake designated "R-6-40" Rainy River District.....	7	1	J. A. Mathieu, Ltd., Rainy Lake, Ont.	Red and White Pine. Spruce.....		2 50 2 50 2 00 2 00	Logging	114399
July 9	Aug. 1	Hawley Township (Part).....	5	2	L. Portelance, Sudbury, Ont.	Jackpine..... Red and White Pine. Spruce.....	1 55 2 05 2 10	4 50 2 50 6 00 2 50 5 00 2 00	Logging	98721
July 22	Aug. 8	Guilford Township (Part).....	7	1	Thomas S. Woolfings, Englehart, Ont.	Spruce Pulpwood..... Balsam Pulpwood.....		40 1 40 1 10 70	Pulpwood	18285
July 22	Aug. 8	Fauquier Township (Part).....	4 3/4	1	Haileybury Lumber Co. Ltd., Haileybury, Ont.	Spruce.....		3 75 2 00	Logging	26805
July 22	Aug. 8	Shedden Township (Part).....	2 1/2	1	J. F. Bishop, Spanish, Ont.	Poplar Pulp..... Spruce Pulp..... Balsam Pulp.....	05 05 05	15 40 05 1 40 05 05 70	Pulpwood	23848 Vol. 2
July 25	Aug. 12	Pyne Township (Part).....	1 1/4	2	K. Kannisto, Arpin P.O., Ont.	Spruce Pulpwood..... Balsam Pulpwood.....	11	45 1 40 1 26 70	Pulpwood	80562

Appendix No. 11
Timber areas disposed of from April 1st, 1940, to March 31st, 1941

Date Offered 1940	Date Sold 1940	Locality	Area sq. miles	No. of Tenders	To Whom Sold	Prices Paid		Upset Bonus	Dues	Proposition	File
						Kind of Timber	Bid				
July 29	Aug. 15	Fauquier Township (Part).....	1/2	1	Arthur Filion, Moombam, Ont.	Spruce Pulpwood..... Balsam Pulpwood.....	25 95	1 40 70	Pulpwood	26805
Aug. 3	Aug. 15	Township 167 (Part) Algoma District.....	1/2	1	Earl Rowan, Blind River, Ont.	Hardwood..... Hemlock.....	2 00 1 50	2 50 1 50	Logging	22894
July 30	Aug. 19	Idlington Township (Part) Parcel 1.....	1/4	1	Eugene Levesque, Harty Station, Ont.	Spruce Pulpwood..... Balsam Pulpwood.....	30 1 00	1 40 70	Pulpwood	81410 Vol. 3
July 30	Aug. 19	Idlington Township (Part) Parcel 2.....	1/2	1	R. Forget, Opasatika, Ont.	Spruce Pulp..... Balsam Pulp.....	35 1 08	1 40 70	Pulpwood	81410 Vol. 3
July 30	Aug. 19	Idlington Township, Parcel 3.....	1/2	1	R. Forget, Opasatika, Ont.	Spruce Pulpwood..... Balsam Pulpwood.....	20 93	1 40 70	Pulpwood	81410 Vol. 3
Aug. 12	Aug. 29	Elber Township (Part).....	1/4	1	J. H. Dellaire, Mattice, Ont.	Spruce Pulpwood..... Balsam Pulpwood.....	25 95	1 40 70	Pulpwood	25116
Aug. 12	Aug. 29	Hanlan Township (Part).....	3/4	1	Fontaine Lumber and Timber Co. Ltd., Hears, Ont.	Spruce Pulpwood..... Spruce Logs..... Balsam Pulpwood.....	15 3 75 85	1 40 2 00 70	Logs and Pulpwood	25525
Aug. 12	Aug. 30	McCrea Township (Part).....	1	1	Alf Berube, Opasatika, Ont.	Spruce Pulpwood..... Balsam Pulpwood.....	35 1 06	1 40 70	Pulpwood	61271 Vol. 2
Aug. 12	Aug. 30	Rowe Township (Part).....	1/2	1	Campbell Timber Company, Fort Frances, Ont.	Red and White Pine..... Jackpine..... Spruce..... Spruce Pulpwood.....	5 00 3 25 3 75	2 50 2 50 2 00 1 40	Logging and Pulpwood	106592

Appendix No. 11

Timber areas disposed of from April 1st, 1940, to March 31st, 1941

Date Offered 1940	Date Sold 1940	Locality	Area sq. miles	No. of Tenders	To Whom Sold	Prices Paid				Proposition	File
						Kind of Timber	Bid	Upset Bonus	Dues		
Aug. 13	Aug. 30	McCowan and McCrea Townships (Parts) Parcel 1...	1/2	1	V. Roy, Opatatika, Ont.	Spruce Pulpwood...	01	35 1 06	1 40 70	Pulpwood	109699
Aug. 13	Aug. 30	McCowan Township (Part) Parcel 3.....	3/4	1	Joe Pohonka, Lowther, Ont.	Spruce Pulpwood... Balsam Pulpwood.....		25 95	1 40 70	Pulpwood	109699
Aug. 13	Aug. 30	McCowan Township (Part) Parcel 6.....	3/4	3	Rosario Chamberland, Lowther, Ont.	Spruce Pulpwood... Balsam Pulpwood.....	15	35 1 20	1 40 70	Pulpwood	109699
Aug. 13	Aug. 30	McCowan Township, Parcel 4...	1/2	2	Joe Matko, Lowther, Ont.	Spruce Pulpwood... Balsam Pulpwood.....	26	35 1 31	1 40 70	Pulpwood	109699
Aug. 13	Aug. 30	McCowan Township, Parcel 5...	1/4	3	Narcisse Veilleux, Lowther, Ont.	Spruce Pulpwood... Balsam Pulpwood.....	08	35 1 13	1 40 70	Pulpwood	109699
Aug. 22	Sept. 12	Timber Berth "R.7.40", Rainy River District.....	13	1	J. A. Mathieu, Ltd., Rainy Lake, Ont.	Red and White Pine Spruce.....		2 75 2 00	2 50 2 00	Logging	122840
Sept. 3	Sept. 16	Chapman Township (Part).....	3/4	2	Messrs. Good and Zurlbrigg, Sundridge, Ont.	Hardwoods..... Hemlock..... Spruce..... Fuelwood (Hard) Spruce Pulpwood... Balsam Pulpwood... Cedar Poles.....	50	1 50 1 00 1 25 25 35 30 25	2 50 1 50 2 00 50 1 40 plus	Mixed Dues	11641
Aug. 28	Sept. 19	Haulan and Bannerman Townships (Parts).....	15 3/4	1	Fontaine Lumber and Timber Co. Ltd., Hearst, Ont.	Spruce Logs.....		3 50	2 00	Logging	116499

Appendix No. 11
Timber areas disposed of from April 1st, 1940, to March 31st, 1941

Date Offered 1940	Date Sold 1940	Locality	Area No. of sq. miles	To Whom Sold	Prices Paid				Proposition	File	
					Kind of Timber	Bid	Upside Bonus	Dues			
Sept. 15	Sept. 23	Casgram Township (Part)	1.4	1	Arsene Brochu, Hallebourg, Ont.	Spruce Pulpwood Balsam Pulpwood	1 40 1 70	30 1 00	1 40 1 70	Pulpwood	196761
Sept. 6	Sept. 23	Colquhoun Township (Part)	1.4	1	J. M. Charpentier, Driftwood, Ont.	Spruce Pulpwood Balsam Pulpwood	1 40 1 70	35 1 05	1 40 1 70	Pulpwood	182941
Sept. 1	Sept. 23	Elmhurst Township (Part)	1	1	Sturgeon River Gold Mines, Ltd., 320 Bay St., Toronto	Jackpine Logs Spruce Logs Poplar Logs Spruce Pulpwood	4 00 1 50 2 00 25	4 00 1 50 2 00 25	2 50 2 00 2 00 1 40	Logs and Pulpwood	122811
Sept. 6	Sept. 30	Lount Township (Part)	6.2	3	W. G. Tough, South River, Ont.	Hemlock Logs Hardwood Logs Spruce and Balsam Cedar Poles: 30 ft. and less 31 ft. to 40 ft. 41 ft. to 50 ft. 51 ft. and over	50 1 00 50 05 10 15 25	1 50 2 50 4 00 05 10 20 35	1 50 2 50 2 00 1 50 2 50 4 00	Logs and Poles	36665
Sept. 11	Sept. 30	Tudor Township (Part)	1	1	H. C. Lloyd, Bamockburn, Ont.	Elm Maple Poplar Pulpwood Spruce Pulpwood Balsam Pulpwood Fuelwood (Hard)	50 10 10 10 10	2 50 2 50 20 20 15	2 50 2 50 40 1 40 20 70 50	Mixed	11957 Vol. 2
Sept. 11	Sept. 30	Abinger Township (Part)	3.4	2	Eady and Graham, Eganville, Ont.	Hemlock Hardwoods Spruce and Balsam Cedar	1 50 1 50 2 50 2 50	1 50 2 50 3 00 1 50	1 50 2 50 2 00 1 50	Logging	106661

Appendix No. 11

Timber areas disposed of from April 1st, 1940, to March 31st, 1941

Date Offered 1940	Date Sold 1940	Locality	Area sq. miles	No. of Tenders	To Whom Sold	Prices Paid			Proposition	File
						Kind of Timber	Bid	Upset Bonus		
Sept. 11	Sept. 30	Otto Township (Part)	1/4	1	Alex Westling, Swastika, Ont.	Jackpine Logs Spruce Logs Spruce Pulp Balsam Pulp	1 00 4 00 5 50 40 1 10	2 50 2 00 1 40 70	Logging and Pulpwood	34019
Sept. 11	Sept. 30	Laughton Township (Part)	1/2	1	John J. Cooper, Gardiner, Ont.	Spruce Logs Spruce Pulpwood Balsam Pulpwood	25 10 05	2 00 1 40 70	Logs and Pulp	121185
Sept. 11	Oct. 3	Brunswick and Connaught Townships (Parts)	16 1/2	1	M. J. Poupore, Cogama, Ont.	Red and White Pine Jackpine	25 25	5 00 3 00	Logging	122981
Sept. 11	Oct. 3	Papineau Township (Part)	9 3/4	2	R. H. Bourassa, Sturgeon Falls, Ont.	Poplar Pulpwood Spruce Pulpwood (Balsam Pulp 10% of quantity of Spruce cut) Balance of Balsam Pulp	10 15 1 10 20	40 25 70 70	Pulpwood	123443
Sept. 13	Oct. 3	Devitt Township (Part)	1	1	Placide Poulin, Fryatt, Ont.	Spruce Pulp Balsam Pulp	20 90	1 40 70	Pulpwood	108423
Sept. 20	Oct. 4	Kingsford Township (Part)	1/4	1	A. D. Whidden, and Jas. Munroe, Devlin, Ont.	Poplar Pulp Spruce Pulp Balsam Pulp	05 10 05	40 1 40 70	Pulpwood	459333
Sept. 23	Oct. 10	Boyd Township (Part)	2 1/4	1	John Montreuil, Mattawa, Ont.	Hardwoods Hemlock	55 35	2 00 1 00	Logging	123050
Sept. 23	Oct. 10	Ferric Township (Part)	1/2	1	Joseph Schmeier, Magnetewan, Ont.	Hardwoods Hemlock	1 25 1 75	2 50 1 50	Logging	5328

Appendix No. 11

Timber areas disposed of from April 1st, 1940, to March 31st, 1941

Date Offered 1940	Date Sold 1940	Locality	Area sq. miles	No. of Tenders	To Whom Sold	Prices Paid				Proposition	File
						Kind of Timber	Bid	Upset Bonus	Dues		
Sept. 23	Oct. 10	McCowan Township (Part)	1.4	3	Rossaire Chamberland, Lowther, Ont.	Spruce Pulpwood Balsam Pulpwood	28	35 1 33	1 40 70	Pulpwood	1096699
Sept. 25	Oct. 14	Willison Township (Part)	1.2	1	N. E. Mortson, Kirkland Lake, Ont.	Jackpine Spruce	05 05	5 00 5 50	2 50 2 00	Logging	33684
Sept. 28	Oct. 14	Radeliffe Township (Part)	1.4	2	Frank Pastway, Combermere, Ont.	Pine Hardwood Spruce Cedar Posts Poplar Pulp Spruce Pulp Balsam Pulp Fuelwood (Soft)	2 00 2 00 2 00 01 25 05 10	2 50 2 50 2 00 02 40 60 35 25	2 50 2 50 2 00 02 40 40 70 25	Logging	46730
Sept. 30	Oct. 21	Timber Berth R. 8-40, Rainy River District	12	1	J. A. Mathieu, Ltd., Rainy Lake, Ont.	Red and White Pine Spruce Pulpwood		3 00 10	2 50 1 40	Logging and Pulpwood	80748
Oct. 3	Oct. 21	Timber Berth R 9-40, Rainy River District	6	1	Alex E. Sawicki, Emo, Ont.	Red and White Pine Spruce Logs Spruce Pulp Cedar Poles: 30 ft. and less 31 ft. to 40 ft. 41 ft. to 50 ft. 51 ft. and over Cedar Posts	30 15 12	4 50 3 50 30	2 50 2 00 1 40 25 50 75 1 00 02	Mixed	4751

Appendix No. 11

Timber areas disposed of from April 1st, 1940, to March 31st, 1941

Date Offered 1940	Date Sold 1940	Locality	Area sq. miles	No. of Tenders	To Whom Sold	Prices Paid				Proposition	File
						Kind of Timber	Bid	Tipset Bonus	Dues		
Oct. 4	Oct. 21	Fauquier Township (Part).....	1/2	1	Northern Traders, Ltd., Kapuskasing, Ont.	Spruce Pulp..... Balsam Pulp.....	40 1 10	1 40 70	Pulpwood	26805
Oct. 4	Oct. 21	Owens Township (Part).....	1 1/2	1	Messrs. Beauchene Bros., Kapuskasing, Ont.	Spruce Pulpwood..... Balsam Pulpwood.....	01	40 1 11	1 40 70	Pulpwood	123108
Oct. 10	Oct. 28	Loudon Township (Part).....	1 3/4	2	T. N. Desmarais, Noelville, Ont.	Red and White Pine..... Jackpine..... Spruce.....	2 50 2 50 50	5 00 3 50 4 00	2 50 2 50 2 00	Logging	12146
Oct. 11	Oct. 31	Crothers Township (Part).....	12	1	Acme Timber Company, Ltd., Sudbury, Ont.	Jackpine..... Spruce.....	3 00 3 50	2 50 2 00	Logging	192533
Oct. 16	Nov. 4	Nansen Township (Part).....	1/2	1	Pierre Gauthier, Fauquier, Ont.	Spruce Pulpwood..... Balsam Pulpwood.....	01 95	1 40 70	Pulpwood	117405

Appendix No. 11

Timber areas disposed of from April 1st, 1940, to March 31st, 1941

Date Offered 1940	Date Sold 1940	Locality	Area sq. miles	No. of Tenders	To Whom Sold	Prices Paid				Proposition	File
						Kind of Timber	Bid	Upset Bonus	Dues		
Oct. 18	Nov. 4	Lyndock Township (Part).....	1/4	1	Herb. Hyderman, Eganville, Ont.	Hemlock..... Basswood..... Spruce..... Maple..... Birch..... Balsam..... Elm..... Poplar..... Spruce Pulp..... Balsam Pulp..... <i>Cedar Poles:</i> 30 ft. and less..... 31 ft. to 40 ft..... 41 ft. to 50 ft..... 51 ft. and over.....	10 50 1 50 1 00 15 10	1 50 2 50 3 00 2 50 2 50 2 00 2 50 2 00 75 40 25 25 25 25	1 50 2 50 2 00 2 50 2 00 2 50 2 00 1 40 70	Mixed	109461
Oct. 18	Nov. 4	Ma-char Township (Part).....	1/2	2	Waino Maki, South River, Ont.	Hemlock..... Birch..... White Pine..... Spruce..... Spruce Pulpwood..... Fuelwood.....	10 50 1 50 1 00 15 10	1 50 2 50 5 00 2 50 1 40 15	1 50 2 50 2 50 2 00 1 40 50	Mixed	21136
Oct. 18	Nov. 4	Kendall Township (Part) Parcel 1.....	1/4	1	Arsene Brochu, Haldenwood, Ont.	Spruce Pulpwood..... Balsam Pulpwood.....	32	20 1 22	1 40 70	Pulpwood	19676
Oct. 18	Nov. 4	Auld and Lundy Townships (Parts).....	1/2	3	J. Aitchison, New Liskeard, Ont.	Jackpine..... Spruce.....	2 00 2 00	5 00 5 50	2 50 2 00	Logging	20416
Oct. 18	Nov. 4	Pyne Township (Part), Parcel 6	1/4	1	Emil Lagace, Norembega, Ont.	Spruce Pulpwood..... Balsam Pulpwood.....		20 90	1 40 70	Pulpwood	80562

Timber areas disposed of from April 1st, 1940, to March 31st, 1941

Date Offered 1940	Date Sold 1940	Locality	Area sq. miles	No. of Tenders	To Whom Sold	Prices Paid				Proposition	File
						Kind of Timber	Bid	Upset Bonus	Dues		
Oct. 18	Nov. 4	Pyne Township (Part), Parcel 1	1 1/4	1	E. Hakala, Arpin, Ont.	Spruce Pulpwood	25	1 40		Pulpwood	S0562
						Balsam Pulpwood	95	70			
Oct. 18	Nov. 4	Pyne Township (Part), Parcel 3	1 1/4	1	Wilfred Viau, Norembega, Ont.	Spruce Pulpwood	02	15 40		Pulpwood	S0562
						Balsam Pulpwood	87	70			
Oct. 18	Nov. 4	Pyne Township (Part), Parcel 5	1 1/2	1	Messrs. Dubault and Cheff, Cochrane, Ont.	Spruce Pulpwood		20 40		Pulpwood	S0562
						Balsam Pulpwood		90 70			
Oct. 18	Nov. 1	Casgrain Township (Part)	1 1/4	1	Arsene Brochu, Hallewood, Ont.	Spruce Pulpwood		30 40		Pulpwood	19476
						Balsam Pulpwood		1 00 70			
Oct. 16	Nov. 7	Blain Township (Part)	1	2	A. Waaranen, Box 33, Swastika, Ont.	Spruce Logs	2 00	5 50	2 00	Logs and Pulp	95840
						Spruce Pulp	25	10 40			
Oct. 17	Nov. 7	Caribaldi Township (Part)	2 1/4	1	Westree Lumber Co. Ltd., Westree, Ont.	Jackpine Timber	10	3 50	2 50	Logging	28724
Oct. 25	Nov. 12	Shackleton Township (Part)	1 1/4	1	Albert Sauve, Fauquier, Ont.	Spruce Pulpwood	05	10 40		Pulpwood	16067
						Balsam Pulpwood		85 70			Vol. 2
Oct. 25	Nov. 12	Bayly Township (Part)	1 1/2	1	J. T. Shortt, Tomstown, Ont.	Red, White and Jack Pine	50	5 00	2 50	Logging	23516
						Spruce	50	5 50	2 00		
Oct. 25	Nov. 12	Bayly and Skead (Parts)	3 1/2	2	Robt. MacCallum, Earleton, Ont.	Jackpine	1 50	5 00	2 50	Logs and Pulpwood	52445
						Spruce	1 50	5 50	2 00		
						Spruce Pulpwood	10	10 40			

Appendix No. 11

Timber areas disposed of from April 1st, 1940, to March 31st, 1941

Date Offered 1940	Date Sold 1940	Locality	Area sq. miles	No. of Tenders	To Whom Sold	Prices Paid				Proposition	File
						Kind of Timber	Bid	Upset Bonus	Dies		
Oct. 28	Nov. 12	Montgomery and Patton Townships (Parts)	1/2	1	Wm. Laforge, Iron Bridge, Ont.	Hardwood	10	1 50	2 50	Logging	26036
						Hemlock	10	1 50	1 50		
Oct. 31	Nov. 12	Catharine Township (Part)	1/4	2	Shepherdson Company, Per W. C. Shepherdson, New Liskeard, Ont.	Jackpine Spruce	1 50	5 00	2 50	Logs and Pulpwood	9469 Vol. 2
						Spruce Pulpwood	1 50	5 50	2 00		
							1 5	10	1 40		
Oct. 23	Nov. 14	Armagh Township (Part)	9	1	Construction Supplies, North Bay, Ont.	Red and White Pine		5 00	2 50	Logging	109199
Nov. 5	Nov. 18	Haycock Township (Part)	1/4	4	J. W. Husak, General Delivery, Kenora, Ont.	Spruce Pulpwood	1 40		1 40	Pulpwood	24421
Oct. 26	Nov. 18	Mafeking Township (Part)	1	2	Wilfred W. Wright, Eagle River, Ont.	Jackpine Ties	06	03	10	Logs and Ties	28507
						Spruce Logs	25	4 00	2 00		
						Poplar Logs	10	05	1 40		
Nov. 5	Nov. 18	Lebel Township (Part)	1/4	2	Walter Little, Kirkland Lake, Ont.	Jackpine	1 50	5 00	2 50	Logs and Pulp	34816
						Spruce Pulpwood	05	60	1 40		
						Poplar Pulpwood		10	40		
Nov. 5	Nov. 21	McCrea Township (Part)	1/2	2	J. De Kaspe, Lowther, Ont.	Spruce Pulpwood	11	25	1 40	Pulpwood	61271
						Balsam Pulpwood		1 06	70		

Timber areas disposed of from April 1st, 1940, to March 31st, 1941

Date Offered 1940	Date Sold 1940	Locality	Area sq. miles	No. of Tenders	To Whom Sold	Prices Paid				Proposition	File
						Kind of Timber	Bid	Upset Bonus	Dues		
Nov. 7	Nov. 25	Cardwell Township (Part)	1½	1	A. A. Fry, Rosseau, Ont.	Pine Spruce and Balsam Poplar Tamarac Hardwoods	50 50 50 50	5 00 3 50 2 00 1 50 2 50	2 50 2 00 2 00 1 50 2 50	Logging	36657
Nov. 6	Nov. 22	Glamorgan Township (Part)	¾	1	L. H. and J. J. Hunter, Gooderham, Ont.	Maple, Birch and Basswood Poplar Spruce and Balsam Hemlock		2 50 2 00 2 50 2 00	2 50 2 00 2 00 1 50	Logging	26207
Nov. 6	Nov. 25	Merrick Township (Part)	4	2	G. V. Roy, North Bay, Ont.	Pine Hardwood	1 75 50	5 00 2 00	2 50 2 50	Logging	3322
Nov. 1	Nov. 25	Bonfield Township (Part)	¼	1	L. B. Christie, Callander, Ont.	Red Pine Pole Timber		25	25	Poles	4972
Nov. 16	Nov. 27	Baxter Township (Part)	3	2	McGibbon Lumber Co. Ltd., Penetang, Ont.	Pine Tamarac Spruce and Balsam Poplar Ash and Oak	1 10 50 75 25 1 00	4 50 1 50 2 00 1 50 2 50	2 50 1 50 2 00 1 50 2 50	Logging	48611
Nov. 13	Dec. 2	Haggart Township (Part)	¼	1	Valmore Bedard, Departure Lake, Ont.	Spruce Pulpwood Balsam Pulpwood		50 1 20	1 40 70	Pulpwood	1120 Vol. 3
Nov. 13	Dec. 2	Brower Township (Part)	¼	1	Stanley Sinclair, Cochrane, Ont.	Spruce Pulpwood Balsam Pulpwood	05	40 1 15	1 40 70	Pulpwood	16605

Appendix No. 11

Timber areas disposed of from April 1st, 1940, to March 31st, 1941

Date Offered 1940	Date Sold 1940	Locality	Area No. of sq. miles	To Whom Sold	Prices Paid				Proposition	File
					Kind of Timber	Bid	Upset Bonus	Dues		
Nov. 13	Dec. 2	Blount Township (Part)	1.4	William E. King, Gardiner, Ont.	Spruce Logs Spruce Pulpwood Balsam Pulpwood	25 05	4 00 40 1 15	2 00 1 40 70	Logs and Pulp	42060
Nov. 13	Dec. 2	Hallelujah Point between Bleack Bay and Rainy Lake, Rainy River District	11.2	F. Cornell, Fort Frances, Ont.	Red and White Pine Jackpine Spruce Pulp		5 00 3 00 30	2 50 2 50 1 40	Logs and Pulp	613B
Nov. 20	Dec. 4	Carlow Township (Part)	1.2	Sheldon McPherson, Boulter, Ont.	Spruce Balsam Hemlock Pine Poplar Pulpwood	05 05 05	4 00 4 00 2 00 5 00 20	2 00 2 00 1 50 2 50 40	Logs and Pulp	27404
Nov. 19	Dec. 5	Area vicinity of Arrow and Sand Lakes, Thunder Bay District	11.2	Thunder Bay Lumber Co. Ltd., Port Arthur, Ont.	White Pine Jackpine Spruce		3 00 3 00 3 00	2 50 2 50 2 00	Logging	95281
Nov. 19	Dec. 5	Keefer Township (Part)	9	Feldman Timber Co. Ltd., Schumacher, Ont.	Spruce Red and White Pine Spruce Pulpwood Balsam Pulpwood <i>Cedar Poles:</i> 25 ft. to 30 ft. 31 ft. to 40 ft. 41 ft. to 50 ft.		4 25 5 00 10	2 00 1 40 70	Mixed	98082
Nov. 28	Dec. 6	Shackleton Township (Part)	1.4	Louis Gravel, Gregoire Mills, Ont.	Spruce Pulpwood Balsam Pulpwood	15	10 95	1 40 70	Pulpwood	16067 Vol. 2

Timber areas disposed of from April 1st, 1940, to March 31st, 1941

Date Offered 1940	Date Sold 1940	Locality	Area sq. miles	No. of Tenders	To Whom Sold	Prices Paid			Proposition	File
						Kind of Timber	Bid	Upset Bonus		
Nov. 27	Dec. 7	Raglan Township (Part)	1½	2	Henry O. Fleguel, Schutt, Ont.	Maple..... Oak..... Hemlock..... Elm..... Basswood..... Birch..... Poplar..... Spruce and Balsam.....	1 10 1 00 1 10 1 10 2 50 1 10 1 00 1 00	2 50 2 50 1 50 2 50 2 50 2 50 2 00 3 00	Logging	69001
Nov. 21	Dec. 9	Gurd Township (Part)	1½	1	Harry Reichstein, Trout Creek, Ont.	Birch..... Spruce and Balsam.....	50 50	3 00 2 50	Logging	61090
Nov. 19	Dec. 9	Fraleigh Township (Part)	1½	1	Jack Jacobson, Nola, Ont.	White Pine..... Spruce and Balsam.....	75 75	6 00 4 00	Logging	26210
Nov. 26	Dec. 16	Township 202 (Part)	2	1	Charles Schultz, Thessalon, Ont.	Red and White Pine..... Spruce..... Jack Pine.....	3 50 3 00 2 50	2 50 2 00 2 50	Logging	109661
Dec. 7	Dec. 20	Melick Township (Part)	1¼	1	John Wyder, Kenora, Ont.	Jack Pine Logs..... Spruce Pulpwood..... Balsam Pulpwood..... Jack Pine Fuelwood..... Birch Fuelwood.....	1 00 1 45 20 25 20	2 50 1 40 70 25 50	Mixed	9477A
Dec. 21	Dec. 30	Machin Township (Part)	1¼	1	Arthur Gauthier, Fauquier, Ont.	Spruce Pulpwood..... Balsam Pulpwood.....	01	16 87	Pulpwood	31750
Dec. 12	1941 Jan. 3	Wardrope Island (Part) Manitoulin District	1¼	1	Hocken Manufacturers Ltd., Espanola, Ont.	Red and White Pine..... Spruce..... Other Timber.....	6 00 4 00 3 00	2 50 2 00 plus dues	Logging	41794

Appendix No. 11

Timber areas disposed of from April 1st, 1940, to March 31st, 1941

Date Offered 1940	Date Sold 1941	Locality	Area sq. miles	No. of Tenders	To Whom Sold	Prices Paid				Proposition	File
						Kind of Timber	Bid	Upset Bonus	Dues		
Dec. 12	Jan. 3	Mafeking Township (Part)	1	2	J. P. Skene, Oxdrift, Ont.	Jack Pine Ties..... Spruce Logs..... Spruce Pulpwood.....	05 1/2 1 00 47	04 4 15 10	10 2 00 1 40	Mixed	28507
Dec. 24	Jan. 10	Colter Township (Part)	8	1	F. D. Stevens, Geraldton, Ont.	Jack Pine Logs.....	5 50	2 50	Logging	118853
1941 Jan. 9	Jan. 18	Humphrey Township (Part)	1/4	1	D. C. Bissonette, Sr., Stanley House, Ont.	Birch..... Mixed Hardwood..... Spruce and Balsam..... Hemlock.....	2 50 2 50 2 00 1 50	2 50 2 50 2 00 1 50	Logging	57925
Jan. 6	Jan. 21	Hoatham Island, North Channel, Georgian Bay	1	2	J. F. Bishop, Spanish, Ont.	Red and White Pine..... Poplar Pulpwood.....	50 05	5 00 25	2 50 40	Logs and Pulp	11380
Jan. 6	Jan. 23	Aweres Township (Part)	3/4	1	William Boston, Sault Ste. Marie Ont.	Hard Fuelwood.....	15	50	Fuelwood	29120
Jan. 10	Jan. 24	Cavendish Township (Part)	1/4	2	Chas. B. Elnhirst, Indian River, Ont	Maple..... Birch..... Elm..... Hemlock..... Hardwood.....	2 00 2 00 1 00 3 00 55	2 50 2 50 2 50 1 50 15	2 50 2 50 2 50 1 50 50	Logging	9388A
Jan. 16	Jan. 25	Himsworth Township (Part)	1/4	3	Rich. Rowlandson, Powassan, Ont.	White Pine.....	3 50	5 00	2 50	Logging	31324
Jan. 21	Feb. 12	Area North of Gull River and North of T. B. M. 47 Kenora District	4	1	J. Winterbottom, Dryden, Ont.	Spruce Pulpwood..... Balsam Pulpwood.....	10 80	1 40 70	Pulpwood	115755

Timber areas disposed of from April 1st, 1940, to March 31st, 1941

Date Offered 1941	Date Sold 1941	Locality	Area sq. miles	No. of Tenders	To Whom Sold	Prices Paid				Proposition	File
						Kind of Timber	Bid	Upside Bonus	Dues		
Jan. 24	Feb. 12	Tudor Township (Part).....	1/4	2	Charles Murphy, Steenburg, Ont.	Maple, Birch and Elm..... Basswood..... Poplar..... Spruce..... Tamarac..... Hemlock..... Pine..... Posts, Cedar..... Poles 30 ft. and less.....	2 00 2 50 1 00 2 50 2 00 2 50 2 50 5 00 07 03 10 15	2 50 3 50 2 00 4 00 2 50 2 50 5 00 03 02 15 25	2 50 2 50 2 00 2 00 1 50 2 50 5 00 02 02 25	Logging, Posts and Poles	11957
Jan. 25	Feb. 12	Frangleigh Township (Part).....	1 1/2	3	R. Pifer, Fort William, Ont.	Jack Pine Logs..... Jack Pine Pulp..... Poplar Pulp..... Balsam Pulp.....	25 10 25 50	5 00 20 10 40	2 50 40 10 70	Logs and Pulp	26210
Jan. 27	Feb. 17	Cherriman Township (Part)....	9	4	P. W. Shaw, Markstay, Ont.	White and Red Pine..... Jack Pine..... Spruce.....	2 75 1 75 1 75	5 00 4 00 4 50	2 50 2 50 2 00	Logging	11340
Feb. 1	Feb. 21	Parkinson Township (Part)....	1/2	1	Clar. A. Tulloch, Iron Bridge, Ont.	Poplar Pulpwood.....	05	10	40	Pulpwood	19755
Feb. 24	Mar. 10	Halkirk Township (Part).....	2	1	A. Sawicki, Emo, Ont.	Jack Pine Logs.....	10	3 50	2 50	Logging	28771
Mar. 15	Mar. 24	Owens Township (Part).....	3/4	1	P. H. Larabie, Kapuskasing,	Poplar Sawlogs..... Spruce Pulpwood..... Balsam Pulpwood..... Spruce and Balsam Logs.....	25 20 90 3 25	2 00 1 40 2 70 2 00	Logs and Pulp	13555
Feb. 26	Mar. 24	Thorning Township (Part).....	1 1/2	1	John J. Cooper, Gardiner, Ont.	Spruce Pulpwood..... Spruce Logs..... Balsam Pulpwood.....	05 25	20 4 00 95	1 40 2 00 70	Logs and Pulp	53229

Appendix No. 12—Continued

Township	District or County	Agent	No. persons located	No. of acres located	No. of purchasers	No. of acres sold	No. persons can'd.	No. of acres resumed	No. patents issued	No. of acres patented
Field	Nipissing	Verner			1	160.50	1	140	1	
Springer	"	"					3	310	1	220
Bonfield	"	J. P. March-	2	177			4	400		
Calvin	"	ildon					3	296.90		
Cameron	"	North Bay					1	132		
Chisholm	"	"	2	211			2	319	2	194
Ferris	"	"	1	50			2	200	1	100
Grant	"	"	1	160.50	1	50	4	641.50		
Lauder	"	"			1	8				
MacPherson	"	"					2	276.50		
Mattawan	"	"					2	201		
Papineau	"	"	1	100			3	300		
Blair	Parry Sound	A.E. Whytall							1	16
Carling	"	Parry Sound	2	200			1	100	1	100
Chapman	"	"					1	162		
Christie	"	"							1	100
Conger	"	"	1	100						
Croft	"	"			2	308.43			2	308.43
Ferguson	"	"					1	172		
Foley	"	"					3	476		
Gurd	"	"					3	393		
Henvey	"	"			1	87.29				
Himsworth	"	"					1	199	2	299
Joly	"	"	1	100			3	296		
Laurier	"	"					1	100		
Lount	"	"	1	200	1	221	1	200	1	221
McConkey	"	"					2	200		
McKellar	"	"	1	99			1	99		
McMurrick	"	"					1	101		
Monteith	"	"					1	99		
Pringle	"	"	1	100					2	300
Proudfoot	"	"							1	100
Spence	"	"	1	22	1	100	1	200		
Strong	"	"	1	100			2	200		
Wilson	"	"					2	142		
Anstruther	Peterboro	A. N. Wilson					4	546		
Cavendish	"	Kinmount					2	299		
Chandos	"	"					1	97		
Galway	"	"					2	213		
Blue	Rainy River	J. A. Alexander			2	4	1	41	3	482
Burriss	"	Fort Frances							1	161
Crozier	"	"					1	162		
Dance	"	"	1	160			3	489		
Devlin	"	"							1	106.75
Dewart	"	"	5	711.50			7	897.50	1	159.50
Fleming	"	"			1	50	3	478.50		
Kingsford	"	"	1	80.50			1	169.50		
McCrosson	"	"					1	80.25	2	151.50
Mather	"	"					1	161	1	159
Nelles	"	"	1	82			2	244		
Pattullo	"	"	1	41						
Potts	"	"	1	160			1	161	2	317.565
Pratt	"	"	1	154	1	10				
Richardson	"	"	1	160			1	160.50		
Shenston	"	"							2	160.50
Sifton	"	"	1	159.50					1	177
Spohn	"	"					2	325.50	2	160
Sutherland	"	"	2	235			2	320	3	479
Tait	"	"	2	241.50			1	77.50		
Tovell	"	"	1	80			2	203		

Appendix No. 12—Continued

Township	District or County	Agent	No. persons located	No. of acres located	No. of purchasers	No. of acres sold	No. persons can'd	No. of acres resumed	No. patents issued	No. of acres patented
Algona	Renfrew	E. L. Ward							1	96.58
Buchanan	"	Pembroke							1	95
Head	"	"					3	290		
Maria	"	"					1	201		
Petawawa	"	"					2	200	1	200
Rolph	"	"	2	205			2	205		
Wylie	"	"					3	300	1	100
Balfour	Sudbury	P. McEwen							1	160
Broder	"	Sudbury	1	75			1	76.50		
Dill	"	"	1	80			1	160	1	160
Gamey	"	"			1	163.50			1	163.50
Graham	"	"			1	11				
Hanmer	"	"					1	150	1	169
Morgan	"	"					1	77		
Neelon	"	"			1	80.50				
Hagar	"	A. Gingras			2	98.50	6	633.84	1	136.41
Martland	"	Verner							1	156.50
Ratter	"	"			1	7.50	4	634		
Baldwin	"	J. W. Darby					1	79.50	2	37.08
Merritt	Sudbury	Massey			1	78	2	308.50	1	63
Blake	Thunder Bay	S. H. Wilson	2	320			2	240	1	186
Conmee	"	Pt. Arthur	1	79.75			4	418.75		
Dawson Rd.	"	"			2	25.50				
Gillies	"	"			1	50			2	317
Gorham	"	"	3	390.75	2	46	5	578.75	3	319.67
Oliver	"	"	1	161	1	1	1	162		
Lybster	"	"	1	80						
MacGregor	"	"					1	160	1	120.67
McTavish	"	"							1	74.1
Marks	"	"	1	163	1	3	2	323.50	2	155.50
Pardee	"	"	4	560			3	480	1	159
Pearson	"	"	1	160.50	2	13.50	2	322	3	495
Scoble	"	"	2	160	1	160	2	160	3	480
Stirling	"	"					1	160.50	1	179
Strange	"	"	1	79			1	156		
Ware	"	"	3	320.25			6	809.50	3	484
Admaston	Renfrew	Unattached							1	100
Brougham	"	"							1	54
Brudenell	"	"	1	100			1	100	7	866
Burns	"	"					1	149		
Clara	"	"	1	45						
Griffith	"	"	1	50			2	150		
Hagarty	"	"	1	100					2	300
Jones	"	"	1	196			2	283	1	200
Lyndoch	"	"	3	198			4	442	6	828
Radcliffe	"	"	1	100			5	600	3	270.18
Raglan	"	"	1	50			1	100	3	152
Richards	"	"	1	184			6	730	1	100
Sebastopol	"	"	3	142	1	100	3	142	5	544.50
Sherwood	"	"	1	50			1	50	3	342
Boulter	Nipissing	Unattached							1	100
Lyell	"	"					8	911		
Murchison	"	"	1	190			2	90	1	88
Abinger	Leamox and	"							1	100
Denbigh	Addington	"					3	302		
Rawdon	Hastings	"			1	59.50			2	159.50
Palmerston	Frontenac	"	1	144						
Totals.			135	15,883	53	2,915.97	316	38,618.84	154	16,063.949

No. of Lots assigned—116.

No. of acres assigned—13,894.983.

Appendix No. 13

Statement showing the number of purchasers and of acres sold; of lots resumed for non-performance of settlement duties; and of patents issued in Townships other than Free-Grant during the year ending March 31st, 1941.

Township	District or County	Agent	No. of Purchasers	No. of acres sold	No. of lots cancelled	No. of acres resumed	No. patents issued	No. of acres patented
Awere	Algoma	D. H. Smith			1	30		
Vankoughnet	"	S. S. Marie			1	74		
Bright	"	L. G. Smith,	1	160				
Colben	"	Bruce Mines			3	524		
Gould	"	"	1	132			1	147.50
Gladstone	"	"					2	319.50
Shedden	"	"			1	160	1	302.702
Victoria			4	617.9				
Blount	Cochrane	A. Hurd,	1	89	14	1183		
Brower	"	Cochrane	3	227.75	6	559	2	217.75
Calder	"	"	10	753.99	16	1407.67	1	151
Clute	"	"	4	297.72	8	920.35	6	701.94
Colquhoun	"	"	2	151	7	521		
Fox	"	"	4	319.25	7	636.75	1	155.50
Fournier	"	"	7	554.50	5	506.50	2	312.50
Glackmeyer	"	"	2	228	5	582.08		
Haggart	"	"	19	1405.56				
Hanna	"	"	3	223.95			1	60.28
Kendrey	"	"	7	537.87				
Kennedy	"	"	3	225	1	151		
Lamarche	"	"			2	156		
Leitch	"	"	1	68	1	72		
Newmarket	"	"	5	374	2	158.20	3	395.25
Pyne	"	"	1	80	3	239.75	2	163.25
Beatty	"	J. A. Hough,			3	235.25		
Bond	"	Matheson	2	163.75	1	81.25		
Bowman	"	"	1	80	2	158.75	3	317.25
Carr	"	"	1	80			3	449.196
Calvert	"	"	2	160	1	80.50	1	81
Clergue	"	"	5	393.25	3	323.25	1	80.25
Currie	"	"			2	233.25	2	319.206
Dundonald	"	"	4	232.25	1	156		
German	"	"	2	161.25	2	231		
Matheson	"	"	5	406	7	670.13	2	267.19
McCart	"	"	3	240.50	4	320.50		
Shaw	"	"	1	75.50	3	223.25	1	170.57
Stock	"	"	4	296.50	9	728.583	3	395
Teefy	"	"	1	75.50				
Walker	"	"	1	.50	5	210.60	2	153.94
Hislop	"	"					2	241.50
Mountjoy	"	"	1	54.50	2	117.50	11	1324.13
Taylor	"	"			2	239.75	1	160
Fauquier	"	T. E. Mackey,	2	150	8	910	1	142
Idington	"	Kapuskasing	5	486	9	873	2	160
Machin	"	"	1	75	6	518.50	3	321
McCrea	"	"	9	675	4	400.50	2	223.035
Nansen	"	"	1	75	2	147	1	1
O'Brien	"	"			3	309	1	.12
Owens	"	"			9	877	2	199
Shackleton	"	"	4	300	2	225.50	5	459.50
Williamson	"	"	5	496	4	365		
Barker	"	Thos. Trem- blay	1	75	2	150	2	147.93
Casgrain	"	Hearst	7	522	8	646	1	150
Devitt	"	"	16	1116.910	45	3432	4	441.40
Eilber	"	"	12	903.50	36	2777.50	6	713.554

Appendix No. 13—Continued

Township	District or County	Agent	No. of purchasers	No. of acres sold	No. of lots cancelled	No. of acres resumed	No. patents issued	No. of acres patented
Hanlan	Cochrane	Hearst	8	718	12	977	1	75
Kendall	"	"	13	1048.50	14	1124	5	674
Lowther	"	"	5	374.50	79	6059	2	200
McCowan	"	"			2	149.50	3	225.50
Cameron	Nipissing	J. P. Marchil-					2	222
Phelps	"	don			2	320	4	638.20
Widdifield	"	North Bay			5	800	1	160
Crerar	"	A. Gingras,					1	162.3
Falconer	"	Verner	1	154.50			1	158.50
Hugel	"	"			1	160		
Loudon	"	"			4	598		
Awrey	Sudbury	P. McEwen,	3	307.05	1	80	1	139.323
Bigwood	"	Sudbury	1	172.50	1	81.25	1	81.25
Broder	"	"					2	104.6
Burwash	"	"	5	478.70	1	65.15	1	136.50
Capreol	"	"	1	73.75				
Cleland	"	"	12	1166.85	1	78.75	1	83.1
Creighton	"	"	1	72.50		82.25		
Delamere	"	"			1	158.50		
Dryden	"	"	6	336.30	2	234	1	76.75
Drury	"	"	1	120	1	120	1	81.50
Lorne	"	"	1	65.78			3	492.50
Louise	"	"	2	274.50	2	322		
Waters	"	"			1	154.72		
Cherriman	"	A. Gingras,	1	160				
Haddo	"	Verner			1	84.25		
Henry	"	"			4	396.25		
Loughrin	"	"	1	161.50	2	237.75	2	319.75
Mason	"	"	1	159.50				
Harrow	"	J. W. Darby,			2	320		
May	"	Massey	1	143	1	133.50	1	154
Salter	"	"	1	40	1	12	1	53
Shakespeare	"	"			1	160.50		
Brethour	Timiskaming	N. R. Green,	1	80.25	2	318.50	1	80.75
Casey	"	New Liskeard					1	40.38
Firstbrook	"	"			2	160.333		
Harris	"	"					2	158.50
Harley	"	"					1	156.409
Henwood	"	"					1	79.50
Hilliard	"	"	1	157				
Hudson	"	"	1	80.25			2	320.50
Lorrain	"	"	1	40				
Benoit	"	J. A. Hough,						
		Matheson	6	470.25	3	240	2	297.9
Bayley	"	T. G. Towne,					1	79.25
Blain	"	Englehart			1	79.50		
Chamberlain	"	"	1	78.50	1	78.50		
Dack	"	"	1	78.75				
Eby	"	"	1	80	2	160		
Evanturel	"	"	1	71.50	1	71.50	2	161.22
Ingram	"	"	1	80	1	80.50	1	160
Marquis	"	"	3	233.25	5	399.50	1	155
Marter	"	"			3	240.25	1	160
Otto	"	"	1	76.25	1	80	3	311.383
Pacaud	"	"	2	159.25	2	158	1	160
Pense	"	"	1	161	3	233.75	1	161
Robillard	"	"	2	162.75	1	81.50		
Savard	"	"	1	80.50	3	241.25	1	79.75
Sharpe	"	"					1	79.50

Appendix No. 13—Continued

Township	District or County	Agent	No. of purchasers	No. of acres sold	No. of lots cancelled	No. of acres resumed	No. patents issued	No. of acres patented
Devon	Thunder Bay	S. H. Wilson,	2	278	3	438	3	474
Forbes	"	Port Arthur..	2	320	2	272	1	160
Fowler	"	"					1	195
Jacques	"	"	1	119.50	2	279		
Sibley	"	"	1	161				
Drayton	Kenora	C. McKinnon			1	1.6		
Drayton Res.	"	Kenora	2	29.39	1	11.5		
Hartman	"	"	2	320			1	160
Jaffray	"	"	2	294	3	320		
Pettypiece	"	"	1	172			1	172
Umbach	"	"			1	130		
Harvey	Peterboro	Unattached..			2	410	3	478.70
Culross	Bruce	"					1	100
Saugeen	"	"					6	631
Wickstead	Algoma	"	3	209			1	52
Egremont	Grey	"	1	100			1	100
Proton	"	"					1	99
Hinchinbrook	Frontenac	"	1	13.6				
Kennebec	"	"	2	176.25	1	235	1	129
Miller	"	"			1	100		
Olden	"	"	1	163.50			1	163.50
Darling	Lanark	"	1	20.50			1	20.50
Yonge	Leeds	"	1	100			1	100
Rutherford	Manitoulin	"	1	160	1	72		
Bagot	Renfrew	"	1	142.50			1	142.50
Laxton	Victoria	"	1	100			1	100
Rama	Ontario	"			1	100		
Reach	"	"	1	2.002			1	2.002
Marlborough	Carleton	"					1	100
Saltfleet	Wentworth	"	1	.087			1	1.28
Bertie	Welland	"	1	.023				
Houghton	Norfolk	"					1	50
Totals..			297	24,737.682	265	41,422.916	172	20,154.240

No. of Lots assigned—210. No. of Acres assigned—21,464.60.

Appendix No. 13—Continued

Statement showing the number of purchasers, acres sold and patents issued in Cities, Towns and Town Plots.

Towns, etc.	District or County	No. of acres sold	No. of purchasers	No. of patents issued	No. of acres patented
Hornepayne.....	Algoma.....	1.17	2	3	1.02
Wawa City.....	".....	.62	6	17	2.07
Southampton.....	Bruce.....			2	.9
Alexandra.....	Cochrane.....			2	1
Guibord.....	".....	4.6	1		
Kapuskasing.....	".....			1	.14
Hearst.....	".....	1.42	2	4	8.67
Missinabi.....	".....	.34	2	10	1.87
Owen Sound.....	Grey.....	1.525	1		
Hudson.....	Kenora.....	5.997	31	23	3.79
McFarlane.....	".....			2	.69
Waldhof.....	".....			1	.42
Winnipeg River Crossing.....	".....			4	1.68
Niagara.....	Lincoln.....	4.146	2	2	4.146
Killarney.....	Manitoulin.....	.5	1		
Whitney.....	Nipissing.....	4.767	21		
Pembroke.....	Renfrew.....			1	.295
Windsor.....	Sandwich.....	.079	1	2	.119
Barrie.....	Simcoe.....			1	.634
Foleyet.....	Sudbury.....	.60	5		
Gogama.....	".....			1	.11
Jellicoe.....	Thunder Bay.....	.087	1		
Nakina.....	".....	22.07	2	3	.53
Rosspport.....	".....	.934	2		
Savant.....	".....	.16	1	2	.48
Kirkland Lake.....	Timiskaming.....			4	.35
Matachawan.....	".....	.11	1		
Bobcaygeon.....	Victoria.....			1	.50
Totals.....		49.125	82	86	29.414

No. of Lots assigned—9. No. of Acres assigned—1,520.

No. of Transfers (Town Lots)—67. Area—16,731 acres.

Locations by Returned Soldiers and Cancellations for Non-performance of Settlement Duties.

District	Agency	Locations		Cancellations	
		No.	Acres	No.	Acres
Cochrane.....	Cochrane.....			6	695.25
".....	Hearst.....	2	150.	2	150.
".....	Matheson.....	4	352.	6	530.50
Nipissing.....	North Bay.....	1	160.	1	160.
Sudbury.....	Massey.....			1	139.9
".....	Sudbury.....	1	64.		
".....	Verner.....			1	160.50
Timiskaming.....	Englehart.....			1	81.
	Totals.....	8	726.	18	1,917.15

Appendix No. 13—Continued

MAINLAND SOLD AND PATENTED

Under Summer Resort Regulations.

Part or Parcel	Township	No. of acres sold	No. of acres patented
<i>District of Algoma:</i>			
Loc. 16, Pt. NW $\frac{1}{4}$ Sec. 11.	Aweres.	.12	
Loc. 20, Pt. NW $\frac{1}{4}$ Sec. 11.	"	.06	
Pt. SE $\frac{1}{4}$ Sec. 16.	"	3.	
Pt. Lot 1, Con. 4.	Cobden.	.93	
Pt. Lot 1, Con. 4.	"	2.32	
Pt. Lot 1, Con. 6.	Kirkwood.	5.	
Pt. Lot 3, Con. 6.	"	4.2	
Pt. Lot 3, Con. 6.	"	1.	
Loc. 39, Pt. Lot 5, Con. 1.	McMahon.	1.75	
Loc. 42, Pt. Lot 5, Con. 1.	"		1.48
Pt. Lot 3, Con. 6.	Parkinson.	2.10	
Pt. Lot 3, Con. 6.	"	.85	
Pt. Lot 3, Con. 6.	"	1.	
<i>District of Cochrane:</i>			
Pt. Lot 9, Con. 8.	Fauquier.	1.39	
Pt. Lot 9, Con. 8.	"	1.188	
Pt. Lot 9, Con. 8.	"	.897	
Pt. Lot 9, Con. 4.	German.		1.
Pt. Lot 7, Con. 6.	"	.56	
Pt. Lot 7, Con. 6.	"	.464	
Pt. Lot 7, Con. 6.	"	.493	
Pt. Lot 7, Con. 6.	"	.472	
Pt. Lot 7, Con. 6.	"	.494	
Pt. Lot 7, Con. 6.	"	.517	
Pt. Lot 11, Con. 1.	Stock.	2.35	
Pt. Lot 11, Con. 1.	"	2.04	
Pt. Lot 11, Con. 1.	"	2.12	
Pt. Lot 4, Con. 5.	Whitney.		3.19
<i>County of Frontenac:</i>			
Pt. Lot 32, Con. 8.	Kennebec.	.48	
Pcl. D. Pt. Lot 23, Con. 11.	Miller.		.74
<i>County of Haliburton:</i>			
Pt. Lot 30, Con. 6.	Cardiff.	2.58	
Pt. Lot 3, Con. 4.	Glamorgan.	5.	
Pt. Lot 3, Con. 4.	"	3.	
Pt. Lot 13, Con. 12.	"	1.	
Pt. Lot 16, Con. 13.	"	1.	
Pt. Lot 16, Con. 14.	"		3.
Pt. Lot 11, Con. 15.	"	1.3	
Pt. Lot 12, Con. 15.	"	.2	
Pt. Lot 12, Con. 15.	"	2.5	
Pt. Lot 20, Con. 10.	Lutterworth.	2.12	
Pt. Lot 20, Con. 10.	"		.18
Pt. Lot 20, Con. 2.	McClintock.	.5	
Pcl. Lot 8, Con. 12.	"	1.	
Pt. Lot 6, Con. 2.	Sherborne.	1.	
Pcl. 14, Pt. Lot 8, Con. 2.	Stanhope.	.9	
Pcl. 15, Pt. Lot 8, Con. 2.	"	1.8	
Pcl. 19, Pt. Lot 8, Con. 2.	"	.9	
Pt. Lot 19, Con. 10.	"		5.
Pt. Lot 19, Con. 10.	"		4.
Pt. Lot 21, Con. 10.	"	1.25	1.25
Pt. Lot 21, Con. 10.	"	5.	
Pt. Lot 21, Con. 10.	"		4.7
Pt. Lot 22, Con. 10.	"		2.

Appendix No. 13—Continued
MAINLAND SOLD AND PATENTED
 Under Summer Resort Regulations.

Part or Parcel	Township	No. of acres sold	No. of acres patented
<i>County of Hastings:</i>			
Pt. Lot 2, Con. 7.	Bangor	4.9	4.9
Pt. Lot 2, Con. 7.	"	4.4	4.4
Pt. Lot 2, Con. 7.	"	3.9	3.9
Pt. Lot 3, Con. 9.	"	2.	
Pcl. 2, Lot 2, Con. 6.	Wicklow	.247	
Pcl. 7, Lot 2, Con. 6.	"	1.045	
<i>District of Kenora:</i>			
Pcl. between L.K. 321 and 411.	Boys	.10	.10
Pt. Lot 17, Con. 1.	Drayton	4.08	
Pt. Lot 14, Con. 6.	"		5.48
Pt. Lot 15, Con. 6.	"		6.25
Pt. Lot 18, Con. 6.	"	3.88	3.88
Pt. Lot 20, Con. 6.	"	12.71	12.71
Pt. Lot 6, Con. 4.	Langton	.98	
Pt. Lot 6, Con. 4.	"		1.
Pt. Lot 7, Con. 3.	Rugby	.50	
Pt. Lot 2, Con. 2.	Temple	4.64	
Pt. Lot 2, Con. 2.	"	4.95	
L.K. 525 Maneigwess Lake	24.		4.78
L.K. 576 Clearwater Bay, Lake of the Woods.		4.04	4.04
<i>County of Lanark:</i>			
Pt. Lot 23, Con. 9.	Darling	1.05	
<i>County of Lennox and Addington:</i>			
Pt. Lot 21, Con. 4.	Ashby	5.	
<i>District of Muskoka:</i>			
Pcl. 5, Lot 20, Con. 4.	Baxter		3.16
Pt. Lot 20, Con. 9.	"	1.	
Pcl. 2841, Lot 2, Con. 10.	"		1.66
Pt. Lot 32, Con. 12.	"	18.3	18.3
Pcl. 2 Plan R. 48.	"		1.66
Pt. Lot 8, Con. 2.	Cardwell		4.2
Pt. Lot 30, Con. 14.	Chafley	3.27	
Pt. Lot 30, Con. 14.	"	4.87	
Pt. Lot 30, Con. 14.	"	5.	5.
Pcl. 3, Lot 11, Con. 8.	Oakley	5.2	
Pcl. 7, Lot 11, Con. 8.	"	3.6	
Pt. Lot 19, Con. A.	Ridout		2.3
Pt. Lot 2, Con. 9.	"		5.
Pt. Lot 27, Con. 4.	Ryde		2.8
Pt. Lot 16, Con. 13.	Watt	.29	.29
Pt. Lot H, Con. 19.	Wood	4.93	
<i>District of Nipissing:</i>			
Pt. Lot 5, Con. 5.	Airy	5.	
Pt. Lot 24, Con. 15.	Bondfield	2.	
Pcl. 2, Lot 22, Con. 17.	Ferris	.5	
Pt. Lot 9, Con. 6.	Grant		1.85
Pt. Lot A, Con. 3.	MacPherson	3.	
<i>District of Parry Sound:</i>			
Pt. Lot 41, Con. 7.	Carling	2.	
Pt. Lot 41, Con. 7.	"	2.	
Pt. Lot 41, Con. 7.	"	1.	
Pt. Lot 42, Con. 8.	"	5.	
Pt. Lot 42, Con. 8.	"	2.	
Pt. Lot 42, Con. 8.	"	2.	
Pt. Lot 45, Con. 8.	"	2.	

Appendix No. 13—Continued
MAINLAND SOLD AND PATENTED
 Under Summer Resort Regulations.

Part or Parcel	Township	No. of acres sold	No. of acres patented
<i>District of Parry Sound:—Continued</i>			
Pt. Lot 45, Con. 8.	Carling	5.	
Pt. Lot 75, Con. 11	"	5.	
Pt. Lot 12, Con. 9.	Conger	3.9	
Pt. Lot 12, Con. 9.	"	4.7	
Pt. Lot 12, Con. 9.	"	6.	
Pt. Lot 26, Con. 8.	Hardy	5.	
Pt. Lot 11, Con. 14	Laurier		1.8
Pt. Lot 14, Con. 8.	McDougall	7.7	
Pt. Lot 28, Con. 7.	McKenzie	5.	
Pt. Lot 26, Con. 15.	Nipissing		1.
Pt. Lot 11, Con. 18.	"	5.	5.
<i>County of Peterborough:</i>			
Pt. Lot 15, Con. 16.	Burleigh		1.
Pt. Lot 30, Con. 1.	Cavendish	1.7	
Pt. Lot 19, Con. 4.	"	5.	
Pt. Lot 4, Con. 7.	"		.16
Pt. Lot 20, Con. 5.	Methuen	3.13	3.13
<i>District of Rainy River:</i>			
Loc. 66, Clearwater Lake.			1.3
Loc. 150, Clearwater Lake.		1.6	
Loc. 5, Burditt Lake.		3.2	
Loc. 26, Burditt Lake.			.8
Loc. 59, One Sided Lake.		1.	
<i>County of Renfrew:</i>			
Pt. Lot 13, Con. 13.	Hagarty	.75	
Pt. Lot 6, Con. 10.	Jones	2.37	2.37
Pt. Lot 6, Con. 7.	Radcliffe		6.34
<i>District of Sudbury:</i>			
Pt. Lot 1, Con. 4.	Broder	.23	
Pt. Lot 7, Con. 2.	"	5.2	
Pt. Lot 9, Con. 6.	"	1.	1.
Pt. Lot 9, Con. 6.	"	.63	
Pt. Lot 10, Con. 1.	Fairbank		1.04
Pt. Lot 10, Con. 1.	"		2.08
Pt. Lot 10, Con. 1.	"		1.01
Pt. Lot 10, Con. 1.	"	2.11	
Pt. Lot 10, Con. 1.	"	.66	
Pcl. 16.	Foleyet	.06	
Pt. Lot 4, Con. 4.	Gough	5.	
Pt. Lot 4, Con. 1, Lake Panache	Louise	3.77	
Pt. Lot 4, Con. 1, Lake Panache.	"	4.98	
Pt. F. L. 23.	"	5.	
Pt. Lot 1, Con. 1.	McKim	2.492	
Pt. Lot 1, Con. 1.	"		1.9
Pt. Lot 1, Con. 1.	"		3.35
Pt. Lot 1, Con. 1.	"	5.06	
Pt. Lot 1, Con. 1.	"		3.03
Pcl. 23, Wanapitei Lake.	MacLennan	3.3	
Pcl. 24, Wanapitei Lake.	"		3.4
Pcl. 29, Wanapitei Lake.	"		5.5
Pcl. 30, Wanapitei Lake.	"	5.6	5.6
Pcl. 31, Wanapitei Lake.	"		4.2
Pcl. 32, Wanapitei Lake.	"	3.9	
Pcl. 34, Wanapitei Lake.	"	5.25	
Pcl. 36, Wanapitei Lake.	"		5.
Pt. Lot 5, Con. 2.	Waters	1.04	
Pt. Lot 5, Con. 2.	"		1.2

Appendix No. 13—Continued
MAINLAND SOLD AND PATENTED
 Under Summer Resort Regulations.

Part or Parcel	Township	No. of acres sold	No. of acres patented
<i>District of Thunder Bay:</i>			
Pcl. 16, Trout Lake	Gorham69
Pcl. 28, Trout Lake	"		1.53
Pt. Lot 10, Con. 4.	Jacques	5.	5.
P.P. 150, Lower Shebandowan Lake			1.66
Loc. J. K. 175	Nakina	1.99	1.99
Loc. J. K. 169, Cordingly Lake	"64	.64
<i>District of Timiskaming:</i>			
M.A. 10	Grenfell		2.8
T.C. 11, Sesekinika Lake	"		3.19
Pt. Lot 10, Con. 3.	Hudson	2.	
Pt. Lot 10, Con. 3.	"		3.77
Pcl. 22, Lot 1, Con. 3.	Ingram138	
Pcl. 9, Lot 1, Con. 2.	Otto		4.
Pcl. 10, Lot 1, Con. 2.	"		4.
	Totals	329.327	214.68

No. of Cancellations, 4. Area 8.60 acres.

No. of Sales, 118. No. of Patents, 67.

No. of Licenses of Occupation, 97. Area, 140.005 acres.

Appendix No. 13—Continued
ISLANDS SOLD AND PATENTED
Under Summer Resort Regulations.

Part or Parcel	Township	No. of acres sold	No. of acres patented
<i>District of Algoma:</i>			
Pcl. 2, Pine Island	Tarbutt		3.
Pcl. 5, Pine Island	"		4.9
Pcl. 7, Pine Island	"	4.7	
Pt. St. Joseph	Hilton	5.	
<i>County of Frontenac:</i>			
15 Bobs Lake	Bedford		4
36 Bobs Lake	"		3.3
Island Opp. Lot 15, Con. 1	S. Canonto	3.	3.
Bond, Loughborough Lake	Storrington	6.	
Turtle, Loughborough Lake	"94
Bear Berry, Loughborough Lake	"81
<i>County of Haliburton:</i>			
B. Deer Lake	Cardiff	2.	
A. West Lake	"		5.
<i>County of Hastings:</i>			
B.F. 1, Lake St. Peter	McClure74	.74
<i>District of Kenora:</i>			
Big Narrows, Whitefish Bay			42.24
E.B. Monument Bay, Lake of the Woods		6.771	6.771
23, Eagle Lake	Langton		1.
24, Eagle Lake	"	4.2	4.2
<i>County of Lanark:</i>			
5, Otty Lake	N. Elmsley1	.1
<i>County of Leeds:</i>			
Island, Upper Beverley Lake	Bastard33	
Huckleberry, Charleston Lake			3.93
<i>County of Lennox and Addington:</i>			
White's, Hay Bay	S. Fredricksburg		4.9
<i>District of Manitoulin:</i>			
G.K. 2303, Georgian Bay			9.6
T.P. 126, Georgian Bay		2.22	
Pt. T.P. 532, Georgian Bay		10.9	
Pt. T.P. 532, Georgian Bay		10.	
T.P. 615, Georgian Bay26	
T.P. 813, Georgian Bay49	
T.P. 1372, Georgian Bay		4.44	
T.P. 2513, Georgian Bay			1.33
Pcl. 10, T.P. 1503, McGregor Bay			5.
T.P. 1606, McGregor Bay84
Pt. J. D. 1646		5.	
F.L. 50, Pt. Burnt Isd.	Robinson	11.05	11.05
<i>District of Muskoka:</i>			
127, Georgian Bay	Baxter98	.98
Island, Ou-Ouw-Da-Ze Lake, Opp. Lot 31, Con. 14	Chaffey4
69, Georgian Bay	Gibson		4.50
Pcl. J., 138, Georgian Bay	"		25.2
Burnt, Big Wind Lake	Oakley	2.9	
<i>District of Nipissing:</i>			
Pcl. 6473, W. French River	Bertram	1.	
9, Lake Nipissing	Loudon		4.
M1, Lake Nipissing	MacPherson		1.

Appendix No. 13—Continued
ISLANDS SOLD AND PATENTED
Under Summer Resort Regulations

Part or Parcel	Township	No. of acres sold	No. of acres patented
<i>District of Nipissing:—Continued</i>			
M17, Lake Nipissing	MacPherson75
S35	Springer	2.
<i>District of Parry Sound:</i>			
75C, Georgian Bay	Carling36
C275, Georgian Bay	“	1.78	1.78
Porcupine, Blackstone Lake	Conger	8.
B. 181, Georgian Bay	Cowper	14.3
B. 248, Georgian Bay	“5
B. 537, Georgian Bay	“	9.5
B. 587, Georgian Bay	“	10.9
B. 712, Georgian Bay	“	4.16
B. 811, Georgian Bay	“	2.6	2.6
Tak-It-Aisy, Georgian Bay	“	1.7
Island, Whitestone Lake, Opp. Lot 62, Con. 3	Hagerman45
Jubilee, Lorimer Lake	2.3
Wanaki, Opp. Lot 25, Con. 11	Hardy81	.81
Minosin, Memesagamasing Lake	“	12.
A112, Georgian Bay	Harrison4
A76S, Georgian Bay	“	3.83
318A, Georgian Bay	“75	.75
356A, Georgian Bay	“	1.5	1.5
527A, and 1154A, Georgian Bay	“78
1106A, Georgian Bay	“	2.9	2.9
Pt. T.P. 3464	Mowat	4.56
Pt. T.P. 3464	“	3.08	3.08
K.G. 9229	“8
K.G. 9253	“8	.8
A.R. 9, A.R. 26, Georgian Bay	Wallbridge	9.6
A.R. 10, Georgian Bay	“	1.5	1.5
<i>County of Peterborough:</i>			
Calf, Eel's Lake	Anstruther6
<i>District of Sudbury:</i>			
Island, Silver Lake, Opp. Lot 6, Con. 5	Broder25
Island, Lake St. Charles, Opp. Lot 7, Con. 6	“	1.4
Island, LaCloche Lake, Opp. Lot 12, Con. 3	Harrow	1.67
Swanson, Fairbank Lake	Fairbank35
Blueberry, Wanapitei Lake	MacLennan	4.3
N. French River	Mason	1.
G.R. 57, Wanapitei Lake	Rathbun	5.7	5.7
Island, Long Lake, Opp. Lot 1, Con. 1	Waters	6.7	6.7
<i>District of Rainy River:</i>			
Pcl. 1, Is. H, Clearwater Lake	Fleming	3.
J. Clearwater Lake	“	2.6
G. 958	Watten	9.5
G. 991	“	2.	2.
G. 1222, Rainy Lake	1.2
G. 1241, Rainy Lake	2.7	2.7
G. 1425, Rainy Lake	3.3	3.3
G. 1428, Rainy Lake	6.1	6.1
Pcl. 3, Id. A. 10, Rainy Lake	2.6
Pcl. 4, Id. A. 10, Rainy Lake	7.
Totals		187.281	254.331

No. of Cancellations, 1. Area, 0.55 acres.

No. of Sales, 51. No. of Patents, 59.

No. of Licenses of Occupation, 19. Area, 30.40 acres.

Appendix No. 13—Continued

MISCELLANEOUS CONVEYANCES, ETC., ISSUED

Township	District or County	Sales		Patents, Etc.	
		No.	Area	No.	Area
<i>Miscellaneous:</i>					
Hodgins.....	Algoma.....			1	85.
Ottawa.....	Carleton.....	1	.10	1	.10
Haycock.....	Kenora.....			1	164.68
Kirkup.....	".....			1	133.15
Unsurveyed.....	".....	1	42.24		
Unsurveyed.....	".....	1	98.		
Unsurveyed.....	".....	1	44.		
Unsurveyed.....	".....			1	159.92
Unsurveyed.....	".....			1	147.25
Unsurveyed.....	".....			1	1.568
Unsurveyed.....	Rainy River.....	1	2.29		
Unsurveyed.....	".....			1	68.5
Hardwick.....	Thunder Bay.....			1	66.30
Upsala.....	".....	3	429.		
Teck.....	Timiskaming.....			1	4.
Bertie.....	Welland.....			1	.023
<i>Vesting Orders:</i>					
Fisher.....	Algoma.....	1	.8	1	.8
Keppel.....	Grey.....	1	1.72	1	1.72
Chapman.....	Parry Sound.....	1	.055	1	.055
Ivanhoe.....	Sudbury.....	1	.023	1	.023
	Totals.....	12	618.228	14	141.521

Appendix No. 14

PATENTS OFFICE (LANDS BRANCH)

Statement of Patents, etc., Issued during the year ending March 31st, 1941.

Public Land Patents.....	333	
Free Grant ".....	129	
Pine ".....	14	
Release of Pine.....	11	
Transfers (Town Lots).....	67	
Patents " ".....	86	
Vesting Orders.....	4	
Water Power Leases.....	2	
	<hr/>	646
Mining Land Patents.....	555	
" Rights ".....	8	
" Leases ".....	266	
	<hr/>	829
Crown Leases.....	10	
" " (Summer Resort).....	3	
Algonquin Park Leases.....	15	
Bruce Beach Leases.....	2	
" " Renewals.....	17	
Timagami Leases.....	11	
	<hr/>	58
		<hr/>
Total.....		1533
Licenses of Occupation (Mines).....	52	
" " (Lands).....	291	
" " (Lands) (Summer Resort).....	116	
" " (Algonquin).....	3	
	<hr/>	462
Licenses of Occupation Cancelled.....	93	
Crown Leases Cancelled.....	30	


Appendix No. 15

RECORDS BRANCH

April 1st, 1940, to March 31st, 1941.

Communications received:	
From Crown Land Agents.....	7,692
From District Foresters.....	5,333
From Mining Records.....	2,627
From Homestead Inspectors.....	661
From Superintendent Algonquin Park.....	444
From Superintendent Quetico Park.....	31
From Superintendent Rondeau Park.....	212
From Supervisor Ipperwash Park.....	43
Orders-in-Council.....	58
Telegrams.....	208
All other sources.....	26,908
	<hr/>
Total incoming (Minister's Office and Land Tax Branch not included).....	44,217
Communications sent out to Crown Land Agents, District Foresters, Inspectors and Park Superintendents.....	14,000
To General Public.....	18,000
Re Statistics.....	600
Re Mill Licenses.....	1,820
Re Maps and Blue Prints.....	5,500
Summer Home Booklets and Pamphlets.....	2,200
	<hr/>
Total outgoing (Minister's Office and Land Tax Branch not included).....	42,120
Files:	
New Files Issued—General.....	1,400
New Files Issued—Accounts Chargeable.....	848
New Files Issued—Accounts Free.....	118

PART II
SURVEYS BRANCH



Appendix No. 16

REPORT OF THE SURVEYOR-GENERAL.

It is more or less generally recognized that Ontario is singularly endowed with a variety of exceptional topographical features, altitude, and material wealth, within its geographical limits, and with them all land surveys are intimately involved.

The limited surveys provided by early explorers with primitive equipment led the way in what we know as Ontario, to the unique development that has taken place already and to the further development that is definitely indicated for the future.

During the period since the Conquest, the provincial boundaries have expanded and contracted from time to time.

Excepting the brief period when the south limit of the Canadian colony extended to the confluence of the Ohio and Mississippi Rivers, the south limit of the present Province was along the Great Lakes. The north limit changed from time to time from the height of land to the Albany River, and thence to Hudson's Bay and the present boundary of Manitoba. The west limit was seriously in dispute with Manitoba for a period many years ago and the determination of the east limit was settled in recent years between Ontario and Quebec.

As the land was shorn of its timber and opened to the sun, cultivation and industrial enterprise, the work of the surveyor extended, pressing ever northward, till we have, today, a population of, roughly, four million souls, ten per cent of which is found north of the French River, a territory once described as a rocky, barren waste.

It is only of recent years that the benefit of observation and photography from the air has been available as an aid to the laborious processes of specific area delineation on the ground.

In a geographical expanse of 412,589 square miles of land and water, approximately three and one-half times as large as the British Isles, we now have:

Subdivided Townships.....	1,137
Unsubdivided ".....	1,242
Partly Subdivided Townships.....	29
	<hr/>
Total.....	2,408
Counties.....	42
Provisional Counties.....	1
Districts.....	12
Mining Divisions.....	12
Provincial Parks.....	4
Provincial Forests.....	8
Game Preserves on Crown Lands.....	12

In addition to these, numerous meridian and base lines have been surveyed in the northern part of the Province, which, together with railways,

roads and highways, provide the fundamental requirements essential for aerial mapping in the vast and sparsely settled portions of Northern Ontario.

The rich and great mineral lands of the Province have attracted thousands of prospectors, with the result large numbers of mining claim surveys are made each year, which, in turn, provide material for accurate mapping.

The geographical maps of the Province show how the spaces were filled in as the tide of population flowed. They show a variety of survey, resulting from the exigencies and conditions of time as it passed under legislation and regulations suited to the times.

For descriptive purposes Ontario is classified into two areas, Northern and Southern, with the French and Mattawa Rivers forming the line of demarcation. Northern Ontario, which is sometimes referred to as "New Ontario", contains in the neighborhood of 363,000 square miles, and in this part of the Province the township surveys are based on meridian and parallel lines of latitude. In Southern or "Old Ontario", which contains some 50,500 square miles, the townships surveyed in the northern, central and eastern portions were, generally speaking, based on lines run parallel and at right angles to Lake Ontario and the St. Lawrence River, with several townships fronting on the Ottawa River being laid out at right angles thereto. In the southwestern portion of the Province the orientation of township surveys was made to conform to boundaries established by Indian Treaties, Colonization Roads, and by lines drawn parallel and at right angles to the contour of the lake shores, which accounts for the irregularity in the orientation of the townships.

In the year 1783 the settlement of lands in Canada under tenure of free and common socage was first introduced. In this year United Empire Loyalists located along the banks of the St. Lawrence and its lakes, in what is now the Province of Ontario.

The first British surveys were made in 1785 when John Collins, Deputy Surveyor-General, instructed Lewis Knotte to survey lots of 200 acres in the first two or three Concessions of the Townships of Hallowell and Ameliasburgh, and in the same year P. McNiff was instructed to lay out the front line of the second and third Concessions in Lancaster Township, and of the second, third and fourth Concessions in Osnabruck and Williamsburg Townships, leaving roads 40 feet wide between each Concession, and between every fifth lot. The lots contained 200 acres, being 19 chains wide by 105.27 chains deep, posts being planted at the front angles of each lot. The Concession lines and Township boundaries only were run in the original survey. Shortly after this the width of road allowances was changed to 66 feet, and the width and depth of the lots changed, the area of the lots still being 200 acres.

The fronts of the Concessions were generally run approximately parallel to the river bank or lake shore and the sides of the lots were generally at right angles to the Concession, with some exceptions. This system was used, with some variation in the width and depth of the lots until 1818, except on the south shore of Lake Ontario between Niagara and Hamilton, where lots were 100 acres, 20 chains wide by 50 chains in depth, with one chain road allowance between Concessions and between every second lot. All the side lines were run and the Concessions were not run.

In 1818, what is known as the Double Front System of Survey was adopted. In this system both sides of the road allowance between Concessions were posted, marking the fronts of the half lots in each Concession, the half lot extending to the centre of the Concession. These lots were laid out with a frontage of 30 chains and a depth of 66.67 chains, and contained 200 acres.

In none of the foregoing systems were any check or proof lines run between the Concessions.

On March 27th, 1829, on the report of William Chewett, Surveyor-General, an Order-in-Council was passed inaugurating the first system of Sectional Surveys. The lots were 30 chains wide and the Concessions 66.67 chains in depth with an allowance for road between each alternate Concession and between every third lot.

The centre line of the road allowance between each alternate Concession was run and posts planted on the survey line and at 50 links on either side, making the survey line the front of the two adjoining Concessions. The centre line of the road allowance between every sixth lot was also run, making blocks of 2400 acres, 181 chains x 133.34 chains. This system was continued to 1851. During this period, however, a modification of this system was made at the request of the Canada Company in the survey of the Company's lands in their Huron Tract.

This system reduced the sections to 1000 acres, ten lots of 100 acres each, lots 20 chains x 50 chains, sections $1\frac{1}{4}$ miles square. These surveys were performed by the Government under the system suggested by the Canada Company at a charge of 6£ per 1000 acres or 3c. per acre. The Government adopted this system for Crown land surveys in 1851.

In 1859 the six mile square Townships, divided into blocks approximately 1 mile square, were introduced in the area north of Lake Nipissing and the French and Mattawa Rivers. At first these were surveyed under the sectional system, each 1 mile square block being numbered, there being 36 sections in each Township. These were divided into quarter sections of 160 acres and posts were planted at half mile points on all survey lines, to mark the corners of the sections and quarter sections. Subsequently, the blocks were divided into two lots of 320 acres and each Township contained six Concessions of twelve lots in each Concession. The front of each Concession was posted for the lots on that Concession and the lots were disposed of as half lots of 160 acres, thus reverting to the single front system of survey.

By an Order-in-Council of April 24th, 1906, the system of nine mile square Townships was adopted for the clay belt in Northern Ontario. The Townships were nine miles square, laid out with road allowances between each alternate Concession and every sixth lot with double fronts on each alternate Concession. The lots were 25.25 chains in width and 59.50 chains in depth, each lot containing 150 acres, there being 12 lots in each block, containing 1800 acres. These Townships contained 12 Concessions with 28 lots in each Concession.

To summarize, the various systems under which townships have been laid out in the Province of Ontario since the year 1785, are as follows:

- (a) Single Front.
- (b) Front and Rear.
- (c) Double Front.
- (d) 2400 acre section.
- (e) 1000 acre section.
- (f) 640 acre section or six mile township.
- (g) 1800 acre section or nine mile township.

In Ontario no person may act as a Surveyor unless authorized to practice as a Land Surveyor, according to the provisions of "The Land Surveyors' Act", or so authorized before the passing thereof, according to the laws then in force, and unless registered under the provisions of the said Act.

In the annual report each year certain of the more important surveys are dealt with by publishing, verbatim, the reports of the Surveyor responsible for the work, and these have been printed for many years. They provide an imperishable record of conditions found by the Surveyor, and consequently an invaluable reference record.

From this source most intimate data will be permanently forthcoming to the advantage of present and future administrators and the public alike.

The outlay is classified and all of the work performed is recorded annually, though the details are not published to cover the smaller and less important ones.

In limited space it is not possible to formulate a complete retrospective of the surveys of Ontario from the days and records of the early explorers, but reference to previous annual reports and the accomplishments to date as reflected by the official plans testify to the magnitude of the Surveyor's task since the woodsman's axe dropped the first tree in what we now so proudly call Ontario.

The task, however, has only begun. Vast areas of the King's domain have still to be delimited and described by the Surveyor, and this work continues annually as most urgently required, the most of it at public expense.

The following survey work was carried out under instructions from this Branch, during the year ending March 31st, 1941:

Confirmation survey of Summer Resort Locations on Lake St. Peter, Township of McClure, by F. W. Beatty, O.L.S., Pembroke.

Summer Resort Locations in the vicinity of Armstrong, District of Thunder Bay, by R. F. Dynes, O.L.S., Sioux Lookout.

Summer Resort Locations on Boshkung and Kushog Lakes, Township of Stanhope, by Speight, vanNostrand, Ward & Anderson, O.L.S., of Toronto.

MUNICIPAL SURVEYS

No.	Date of Instructions	Description	Date of Confirmation
807	Sept. 14, 1940	Establish certain lines Township of Albion.	Unconfirmed

TOWNSITE SUBDIVISIONS

The following subdivisions, laid out for Townsite purposes, on lands located, sold or patented subsequent to the 19th day of March, 1910, were approved and the selection of Crown Lots made under authority of the Townsites Act R.S.O., 1937, Chapter 46:

	Date of Order-in- Council
Part of Mining Claim T.C. 711, Township of Teck.....	May 10, 1940
Part of Mining Claims M.R. 6321 and M.R. 6451, Township of Cairo.....	July 18, 1940
Part of Mining Claims L. 2678, L. 2679 and L. 5941 Township of Teck.....	Aug. 16, 1940

Appendix No. 17

Statement of Crown Surveys completed and closed during the 12 Months Ending March 31st, 1941.

No.	Date of Instructions	Name of Surveyor	Description of Survey	Amount Paid
1	May 9, 1940	Beatty, F. W.	Confirmation survey Summer Resort Locations on Lake St. Peter, Township of McClure.	\$ 741.75
2	Oct. 7, 1940	Dynes, R. F.	Summer Resort Locations in the vicinity of Armstrong, District of Thunder Bay.	469.05
3	Apr. 15, 1940	Speight, vanNostrand, Ward & Anderson	Summer Resort Locations on Boshkung and Kushog Lakes, Township of Stanhope.	1,227.73
				\$2,438.53

Statement of Crown Surveys commenced previous to March 31st, 1940, and completed during the 12 months ending March 31st, 1941.

May 2, 1938	Abrey, G. S.	Survey part of Severn Falls Road, Township of Matchedash.	\$1,062.15
			\$1,062.15
			\$3,500.68

PART III
FORESTRY BRANCH



Appendix No. 18

I.—FOREST FIRE PROTECTION

(1) *Legislation*

There were no changes in the Forest Fires Prevention Act nor the regulations thereunder during the year.

(2) *Organization and Personnel*

Two enlistments in the active service forces necessitated the appointment of acting District Foresters in the following Districts:—Port Arthur, July 16th; Fort Frances, August 23rd. The District Forester in the Cochrane District was superannuated on September 1st and no new appointment has been made.

Four Chief Rangers enlisted in the active service forces necessitating the appointment of acting Chief Rangers in the following divisions:—Longlac, July 23rd; Pays Plat, July 24th; Georgian Bay East, July 28th; Sudbury South, August 20th.

The Timagami East and Latchford divisions were amalgamated on October 1st. The former Chief Ranger at Latchford was transferred to Timagami as Chief Ranger of the amalgamated divisions to be known as the Timagami East division. No replacement was therefore necessary for the Chief Ranger of the Timagami East division who enlisted on July 16th.

New Chief Rangers were appointed to the Franz division, August 21st and to the A.C.R. division, February 1st

Townships M, I and E were transferred from the Mississagi East division to the Webbwood division; townships 3, 4 and B were transferred from the Sudbury South division to the Mississagi East division, and township A was transferred from the Sudbury South division to the Webbwood division on June 21st. The township of Capreol was transferred from the Sudbury South division to the Sudbury North division on February 28th.

Under a new arrangement of the Sault Ste. Marie District, effective January 1st, the Mississagi South division disappeared and the A.C.R. and Blind River divisions adjusted and a new division to be known as the Sault division created.

The boundary line between the A.C.R. and Sault divisions is as follows:—Commencing at the intersection of the north boundary of township 29, range XVI, with Lake Superior; thence easterly along the northern boundary of townships 29, 28, 27, 26, 25, and 24 in range XVI to the north-easterly angle of township 24, range XVI; thence northerly along the westerly boundary of township 23, range XVII, to the north-westerly angle thereof; thence easterly along the northern boundary of townships 23 and 22, range XVII to the north-easterly angle of township 22, range XVII; thence southerly along the eastern boundary of township 22, range XVII and township 22, range XVI, to the south-easterly angle of township 22, range XVI; thence easterly along the northern boundary of township 8H and 8G to the north-easterly angle of township 8G.

The boundary between the rearranged Blind River division and the newly created Sault Division is as follows:—Commencing at the north-easterly angle of township 8G; thence southerly along the eastern boundary of townships 8G, 7G, 6G, 5G, 4G, 3G, to the south-easterly angle of township 3G; thence south-westerly in a straight line to the south-westerly angle of township 196; thence easterly along the southern boundary of township 196 to the south-easterly angle thereof; thence southerly along the eastern boundary of townships 195, Otter, Haughton, Bridgland, Kirkwood and due south from the south-easterly angle of the township of Kirkwood to the north channel of Lake Huron.

The Chief Ranger's headquarters for the A.C.R. division was transferred from Sand Lake to Wawa on January 1st.

NUMBER OF MEN ON DUTY INCLUDING CHIEF AND
DEPUTY CHIEF RANGERS

	1940	1939	1938	1937	1936	1935	1934
April 1st.....	82	88	88	93	53	38	143
April 15th.....	116	115	107	101	68	65	150
May 1st.....	362	258	274	258	128	297	243
May 15th.....	709	762	799	788	433	521	526
June 1st.....	1,025	1,074	1,077	951	785	860	834
June 15th.....	1,080	1,114	1,110	979	913	933	920
July 1st.....	1,088	1,140	1,130	977	939	925	933
July 15th.....	1,092	1,141	1,150	988	945	934	937
August 1st.....	1,093	1,142	1,142	998	940	932	916
August 15th.....	1,094	1,139	1,141	1,000	934	935	923
September 1st.....	1,022	1,082	1,100	965	916	929	889
September 15th.....	783	838	924	871	874	472	784
October 1st.....	477	335	560	351	391	229	356
October 15th.....	336	220	419	209	183	117	262
October 31st.....	192	190	264	114	127	90	186

The average daily force, including Chief and Deputy Chief Rangers, was as follows: April, 133; May, 689; June, 1,067; July, 1,091; August, 1,095; September, 797; October, 323. The largest number of men on duty at any one time, including Chief and Deputy Chief Rangers was 1,100.

RADIO SERVICE

The supervision of the radio communication system was assumed by the forest protection service on November 1st.

Radio communication is used mainly by the forest protection service for communication between lookout towers and to link up telephone ground communications where telephone facilities are not available. In addition to the main service, radio supplies air-to-ground communication for aircraft in flight for rapid reporting of fires in districts incompletely covered by lookout towers. Commercial radio stations are maintained by the Department at four points,—Kenora, Sioux Lookout, Red Lake and Pickle Lake, under an agreement with the Canadian Marconi Company who supply the radio equipment and receive a portion of the revenue over the commercial system.

Forest Protection Radio Service

One hundred and sixty radio stations were operated for forest fire protection purposes alone during the fiscal year.

RADIO SETS IN USE 1940-41.

District	Total	Tower Sets	Port-able Sets	Boat Sets	Pack Sets	T.R. 200	Model 30	Miscellaneous
Sioux Lookout . . .	19	15	1	2	1
Kenora.....	12	8	1	1	2
Fort Frances... .	15	9	2	2	{ 1 AVT 7 Aircraft set 1 300X Transmitter
Port Arthur....	19	9	1	1	2	1	{ 2—300X 1—RK 20 1—852 1—25—125
Kapuskasing... .	14	10	2	2
Cochrane.....	10	9	1
Sault Ste. Marie	15	12	1	2
Sudbury.....	31	29	2
North Bay.....	25	18	3	4
	160	119	12	6	6	5	5	7

These consisted of 119 ultra-high frequency 5 — 7 meter tower sets, 12 ultra-high frequency portable sets, 6 ultra-high frequency 5 — 7 meter boat sets, 6 medium wave pack sets, 5 T R 200 medium wave sets, 5 model 30 medium wave sets and 7 miscellaneous sets. The 5 T R 200's were rented equipment, the balance are owned by the Department.

In addition to the above, aircraft were equipped with R C A aircraft sets as follows:

- Stinson Reliant—O A V —Kenora District
- Stinson Reliant—O A W—Port Arthur District
- Stinson Reliant—O A Y —Port Arthur District
- Stinson Reliant—B G M —Fort Frances District
- Stinson Reliant—B G H —Sioux Lookout District

Revenues and Expenditures

The total expenditures for radio during the year was \$46,824.91; net revenue amounted to \$16,412.33.

CLASSIFICATION OF EXPENDITURES

Item	1940-41	1939-40	1938-39	1937-38
Payroll.....	\$27,824.57	\$30,952.11	\$39,152.44	\$38,283.82
Equipment.....	5,686.73	10,642.44	7,972.26	3,599.85
Improvements.....		370.19	117.63	19,638.64
Freight, Express, etc.....	1,037.20	926.48	1,192.56	1,260.05
Maintenance.....	3,582.45	2,998.80	9,691.00	4,618.24
Travel.....	4,132.25	3,657.60	4,969.85	5,808.09
Miscellaneous.....	4,561.71	6,454.28	1,903.87	1,920.61
Totals.....	\$46,824.91	\$56,001.90	\$64,999.61	\$75,129.30
Revenue.....	\$16,412.33	\$18,198.42	\$17,932.06	\$31,359.41

New Equipment Constructed

During the year 28 new sets were constructed as follows:—

- (1)—Twenty standard ultra-high frequency tower sets to equip newly constructed towers.
- (2)—Six ultra-high frequency portable sets constructed for portable use and operating on frequencies used for lookout tower communication.
- (3)—Two 100 watt transmitters were assembled to replace previously rented equipment.

This equipment was distributed as follows:—

Kapuskasing	—3 tower sets
Kenora	—2 tower sets
Fort Frances	—1 tower set
Cochrane	—3 tower sets
Sudbury	—6 tower sets
Sault Ste Marie	—2 tower sets 1 portable (O.F.B.)
Port Arthur	—3 tower sets 2 100 watt sets
North Bay	—5 portables (O.F.B.)

(3) *Expenditures*

The total expenditure for the year was \$925,010.18; the amount of Fire Tax collected was \$543,522.19; miscellaneous revenue \$38,467.04.

CLASSIFICATION OF EXPENDITURES

Item	1940-41	1939-40	1938-39	1937-38
Pay Roll.....	\$555,773.82	\$571,003.77	\$604,973.08	\$535,802.43
Equipment.....	58,527.38	88,152.35	88,238.77	102,189.49
Improvements.....	34,488.37	49,615.99	70,307.69	37,243.56
Extra Fire Fighting.....	124,190.37	74,095.54	122,270.34	240,833.05
Freight, Express, Postage, etc.	12,058.77	12,337.82	13,215.06	13,323.70
Gasoline and Oil.....	42,130.52	41,318.10	40,644.74	39,630.30
Maintenance.....	77,508.89	82,565.75	78,904.22	84,271.76
Travel.....	15,118.56	15,406.09	18,869.46	14,389.63
Rent.....	3,836.00	4,421.65	4,213.50	5,047.93
Miscellaneous.....	1,377.50	967.05	8,984.15	5,852.24
	\$925,010.18	\$939,894.11	\$1,050,621.01	\$1,078,584.09
Expenditure Refunds.....	Not Deducted	Not Deducted	Not Deducted	\$439,216.98
Totals.....	\$925,010.18	\$939,894.11	\$1,050,621.01	\$639,367.11

ORGANIZATION AND PERSONNEL

District	Area (acres)	Headquarters	Supervisory Staff	Chief Ranger Division	Headquarters
Sioux Lookout	18,200,000	Sioux Lookout	1 District Forester 1 Assistant District Forester 4 Chief Rangers 11 Deputy Chief Rangers	Red Lake Sioux Lookout Armstrong Lake St. Joseph	Red Lake Sioux Lookout Sioux Lookout Sioux Lookout
Kenora	9,600,000	Kenora	1 District Forester 3 Chief Rangers 9 Deputy Chief Rangers	Kenora Minaki Ignace	Kenora Minaki Ignace
Fort Frances	4,300,000	Fort Frances	1 District Forester 1 Chief Ranger 4 Deputy Chief Rangers	Fort Frances	Fort Frances
Port Arthur	13,100,000	Port Arthur	1 District Forester 4 Chief Rangers 13 Deputy Chief Rangers	Thunder Bay Nipigon Longlac Pays Plat	Port Arthur Macdonald Longlac Pays Plat
Kapuskasing	12,900,000	Kapuskasing	1 District Forester 4 Chief Rangers 10 Deputy Chief Rangers	Kapuskasing Hearst Nakina Oba	Kapuskasing Hearst Nakina Oba
Cochrane	8,700,000	Cochrane	1 District Forester 4 Chief Rangers 12 Deputy Chief Rangers	Cochrane Abitibi Timmins Swastika	Cochrane Lowbush Timmins Swastika
Sault Ste. Marie	10,100,000	Sault Ste. Marie	1 District Forester 1 Assistant Forester 3 Chief Rangers 14 Deputy Chief Rangers	A.C.R. Mississagi South Blind River Franz	Sault Ste. Marie Ranger Lake Blind River Franz
Sudbury	12,500,000	Sudbury	1 District Forester 7 Chief Rangers 18 Deputy Chief Rangers	Foleyet West Foleyet East Mississagi West Mississagi East Webbwood Sudbury North Sudbury South	Foleyet Gogama Chapleau Biscotasing Española Skead Sudbury

ORGANIZATION AND PERSONNEL

District	Area (acres)	Headquarters	Supervisory Staff	Chief Ranger Division	Headquarters
North Bay.....	5,400,000	North Bay.....	1 District Forester..... 4 Chief Rangers..... 13 Deputy Chief Rangers.....	Timagami North..... Timagami East..... Latchford..... North Bay.....	Elk Lake Timagami Latchford North Bay
Parry Sound.....	3,200,000	Parry Sound.....	1 District Forester..... 1 Assistant Forester..... 2 Chief Rangers..... 5 Deputy Chief Rangers.....	Georgian Bay West..... Georgian Bay East.....	Parry Sound Powassan
Algonquin.....	3,300,000	Algonquin Park.....	1 District Forester..... 1 Assistant District Forester..... 2 Chief Rangers..... 6 Deputy Chief Rangers.....	Algonquin North..... Algonquin South.....	Pembroke Murchison Twp.
Tweed.....	3,200,000	Tweed.....	1 District Forester..... 1 Assistant Forester..... 2 Chief Rangers..... 5 Deputy Chief Rangers.....	Trent..... Madawaska.....	Bancroft Dacre
Total Area (acres).....	104,500,000				

CLASSIFICATION OF FOREST AREAS BURNED OVER
By Month

District	April		May		June		July		August		September		October		Totals (Acres)
	Acres	Per Cent.	Acres	Per Cent.	Acres	Per Cent.	Acres	Per Cent.	Acres	Per Cent.	Acres	Per Cent.	Acres	Per Cent.	
Sioux Lookout			27		9		4,067	5.1	75,862	94.3	437	0.6	43		80,445
Kenora			75	2.5	590	19.9	286	9.6	1,745	59.0	137	4.6	135	4.5	2,968
Fort Frances					362	9.0	3,128	78.0	69	1.7	443	11.1	8	0.2	4,010
Port Arthur	2,776	21.1	344	2.6	3,945	30.0	1,800	14.1	2,914	22.1	546	4.2	782	5.9	13,167
Kapuskasing	3		5		10	0.1	7,048	69.3	3,093	30.5	6	0.1			10,165
Cochrane	83	8.3	675	67.1	153	15.2	12	1.1	83	8.3					1,006
North Bay	74	14.0	196	37.2	6	1.1	15	2.9	236	44.8					527
Sudbury	1,466	57.7	662	26.1	163	6.4	158	6.2	90	3.6					2,539
Sault Ste. Marie	909	26.1	377	10.9	4	0.1	8	0.2	2,175	62.5	3	0.1	3	0.1	3,479
Parry Sound	983	79.3	232	18.7	9	0.7	10	0.8	6	0.5					1,240
Algonquin	1,215	95.7	31	2.7	3	0.2	15	1.2	2	0.2					1,269
Tweed	373	46.7	195	24.4	8	1.0	9	1.1	24	3.0	2	0.3	188	23.5	799
Totals	7,882	6.5	2,822	2.3	5,262	4.3	16,616	13.7	86,299	70.9	1,574	1.3	1,159	1.0	121,614

CLASSIFICATION OF AREA BURNED OVER

By Origin

District	Settlers		Campers		Railways		Lightning		Logging Operations		Mining Operations		Smokers		Road Construction		Incendiary		Prospectors		Miscellaneous		Unknown		Totals (Acres)
	Acres	Per Cent.	Acres	Per Cent.	Acres	Per Cent.	Acres	Per Cent.	Acres	Per Cent.	Acres	Per Cent.	Acres	Per Cent.	Acres	Per Cent.	Acres	Per Cent.	Acres	Per Cent.	Acres	Per Cent.	Acres	Per Cent.	
Sioux Lookout.	2	0.5	715	0.9			74,696	92.9	10		24		146	0.2			7		18		2		4,825	6.0	80,445
Kenora.....	46	1.6	1,923	64.8	48	1.6	649	21.9	1		1		212	7.2	6	0.2	15	0.5			49	1.7	18	0.6	2,968
Port Frances.....	6	0.2	44	1.1			3,937	98.1					13	0.4	4	0.1	1						5	0.1	4,010
Port Arthur.....	675	5.1	1,905	14.5	7		7,809	62.1	42	0.3			755	5.7	1,668	12.7					66	0.5	240	1.8	13,167
Kapuskasing.....	1,181	11.6	1,132	11.2	4		780	7.7	7,024	69.1			13	0.1			10	0.1					13	0.1	10,165
Cochrane.....	5	0.5	1	0.1	1	0.1			15	1.5			3	0.3			400	39.8					8	0.1	1,006
North Bay.....	21	4.0	67	12.7			28	5.3	1	0.2			133	25.2			160	30.4					38	7.2	527
Stubbury.....	142	5.6	507	20.0	12	0.5	50	2.0			8	0.3	626	24.6			1,186	46.7			1		7	0.3	2,539
Sault Ste. Marie.....	10	0.3	114	3.3	482	13.9	2,248	61.6	3	0.1			578	16.6			44	1.2					186	15.0	3,479
Parry Sound.....	179	14.4	292	23.6	10	0.9			22	1.8			545	43.8			6	0.5					7	0.6	1,240
Algonquin.....	24	1.9	54	4.2	1	0.1	12	1.0					125	9.8			871	68.6					175	13.8	1,269
Tweed.....	305	38.1	340	42.5	10	1.3	15	1.9					90	11.3			25	3.1					14	1.8	739
Totals.....	2,596	2.1	7,094	5.9	575	0.5	90,224	74.2	7,118	5.9	33		3,239	2.7	1,678	1.4	2,725	2.2	18		667	0.5	5,647	4.6	121,614

CLASSIFICATION OF FOREST AREAS BURNED OVER

District	Number of Fires	Mature Growth		Second Growth		Young Growth		Slash Not re-stocking	Old Burn Not re-stocking	Muskeg	Barren	Grass	Totals (Acres)
		Coniferous	Hard-wood	Coniferous	Hard-wood	Coniferous	Hard-wood						
Sioux Lookout	161	8,878		20,438	3,910	24,384	2,990	1,564	15,542	5		4	80,445
Kenora	160	157	5	740	69	322	286	468	534	60	216	111	2,908
Fort Frances	71	169		59	2	1,260	321	1,314	604	119	50	112	4,010
Port Arthur	182	1,761	1,456	1,520	109	1,974	547	1,666	2,257	765	29	1,443	13,167
Kapuskasing	37	297	225	365	20	1,152	2,367	7,327	211	306		25	10,165
Cochrane	25	102				219	267	175	82		1	160	1,006
North Bay	31	5		7	8	54	168	30	50	50	63	92	527
Sudbury	105	12		57	1,009	149	315	422	175	22	136	242	2,539
Sault Ste. Marie	61	204	115	67	206	6	168	1,344	457	57	183	672	3,479
Parry Sound	66	3		14	215	10	243	249	225	20	57	204	1,240
Algonquin	46			150	4	107	900	3	1	2	77	25	1,269
Tweed	60		8	13	96	24	277	12	216		91	62	799
Totals	1,014	11,588	1,809	23,130	5,678	29,661	6,719	17,574	20,354	1,346	903	2,852	121,614
1939 Totals	961	3,807	575	2,542	352	1,892	956	3,087	8,363	187	6,649	688	29,098
1938 "	1,292	11,551	5,915	23,760	6,128	26,676	23,030	23,402	10,597	4,021	673	2,492	138,245
1937 "	1,453	52,972	9,983	34,756	3,662	47,954	8,755	27,770	31,281	3,226	2,423	2,004	224,746
1936 "	2,264	380,504	34,514	140,287	23,358	168,181	90,423	94,175	201,409	65,613	41,716	13,253	1,264,433
1935 "	1,309	41,428	9,947	24,120	8,654	30,470	29,110	34,900	38,937	9,848	17,633	5,615	250,662
1934 "	1,568	60,845	8,028	20,668	11,276	8,902	22,883	22,824	31,575	3,117	3,608	4,907	198,633

CLASSIFICATION OF LAND BURNED OVER

District	Fires Burning on one Class of Land only					Fires Burning on Both Crown and Private Land										Totals					
	Crown Land					Private Land					Originating on Crown Land						Originating on Private Land				
	No. of Fires	Area in Acres	Per Cent.	No. of Fires	Area in Acres	Per Cent.	No. of Fires	Area in Acres	Per Cent.	No. of Fires	Area in Acres	Per Cent.	No. of Fires	Area in Acres	Per Cent.		No. of Fires	Area in Acres	Per Cent.	No. of Fires	Area in Acres
Sioux Lookout	137	79,614	99.0	27	831	1.0													164	80,445	
Kenora	101	2,208	74.5	56	728	24.5													160	2,968	
Fort Frances	63	3,825	95.4	10	177	4.4													74	4,010	
Port Arthur	139	9,410	71.5	42	3,752	28.5													182	13,167	
Kapuskasing	9	282	2.8	26	7,063	75.4													37	10,165	
Cochrane	5	133	13.2	19	723	71.9													25	1,006	
North Bay	23	117	22.2	11	410	77.8													34	527	
Sudbury	51	1,356	53.4	52	977	38.5													105	2,339	
Sault Ste Marie	23	926	26.6	36	2,003	57.6													61	3,479	
Parry Sound	16	338	27.3	48	521	42.0													66	1,240	
Algouquin	28	1,068	84.2	16	125	9.8													46	1,269	
Tweed	35	672	84.1	25	127	15.9													60	799	
Totals	630	99,949	82.2	308	18,037	14.8													1,014	121,614	

MEANS OF FIRE DETECTION

District	Division	Total Fires	Air Service		Towers		Rangers		Public	
			Number	Per Cent.	Number	Per Cent.	Number	Per Cent.	Number	Per Cent.
Sioux Lookout.	Red Lake.....	44	20	45.4	3	6.9	7	15.9	14	31.8
	Sioux Lookout.....	62	22	35.5	18	29.0	7	11.3	15	24.2
	Armstrong.....	33	7	21.2	12	36.4	2	6.0	12	36.4
	Lake St. Joseph.....	25	10	40.0	10	40.0	5	20.0
Kenora.....	164	59	36.0	43	26.2	16	9.7	46	28.1
	Kenora.....	109	29	26.6	35	32.1	7	6.4	38	34.9
	Minaki.....	28	11	39.3	4	14.3	4	14.3	9	32.1
	Ignace.....	23	19	82.7	4	17.3
Fort Frances.....	160	59	36.8	39	24.4	11	6.9	51	31.9
	74	21	28.4	37	50.0	4	5.4	12	16.2
Port Arthur.....	Thunder Bay.....	116	15	12.9	40	34.6	18	15.5	43	37.0
	Nipigon.....	33	8	24.2	11	33.4	7	21.2	7	21.2
	Longlac.....	9	2	22.2	4	44.5	3	33.3
	Pays Plat.....	24	9	37.5	8	33.3	7	29.2
	182	34	18.6	55	30.3	33	18.2	60	32.9
Kapusksing.....	Nakind.....	4	1	25.0	3	75.0
	Oba.....	8	1	12.5	3	37.5	1	12.5	3	37.5
	Kapusksing.....	21	6	28.6	8	38.1
	Hearst.....	4	1	25.0	3	75.0
Cochrane.....	37	1	2.7	11	29.8	8	21.6	17	45.9
	Cochrane.....	9	1	11.1	3	33.3
	Abitibi.....	6	2	33.3	4	66.7
	Timmins.....	10	3	30.0	5	50.0
Swastika.....	25	2	20.0	5	50.0
	6	24.0	12	48.0

MEANS OF FIRE DETECTION

District	Division	Total Fires		Air Service		Towers		Rangers		Public	
		Number	Per Cent.	Number	Per Cent.	Number	Per Cent.	Number	Per Cent.	Number	Per Cent.
North Bay	Timagami North	14		5	35.7	3	21.1	6	42.9		
	Timagami East	3		1	33.3	1	33.3	1	33.4		
	North Bay	12		1	33.3	4	33.3	1	33.4		
	Latchford	5		5	100.0						
		34		15	44.1	8	23.5	11	32.4		
Sudbury	Foleyet West	4		3	75.0						
	Foleyet East	6	25.0	3	50.0	2	33.3	1	16.7		
	Sudbury North	14		6	42.8	2	14.3	6	42.9		
	Sudbury South	36		15	41.7	1	2.8	18	50.0		
	Webbwood	34		13	38.2	7	20.9	13	38.3		
	Mississagi East	2	2.6			1	50.0	1	50.0		
	Mississagi West	9		5	55.6	1	11.1	3	33.3		
South Ste. Marie		105		45	42.9	11	13.3	12	40.0		
	A.C.R.	16		3	18.8	3	18.8	9	56.2		
	Blind River	31		1	3.3	8	25.8	22	70.9		
	Mississagi South	1						1	100.0		
	Franz	13		3	23.1	1	7.7	7	53.8		
Parry Sound		61		6	9.9	12	19.7	39	63.8		
	Georgian Bay West	21		8	38.1	2	9.5	11	52.4		
	Georgian Bay East	45		15	33.4	6	13.3	24	53.3		
Algonquin		66		23	34.8	8	12.1	35	53.1		
	Algonquin North	18		9	50.0	2	11.1	5	27.8		
	Algonquin South	28		8	28.6	9	32.1	10	35.7		
Tweed		46		17	37.0	11	23.9	15	32.6		
	Trent	46		37	80.5	3	6.5	6	13.0		
	Madawaska	14		9	64.3			5	35.7		
Totals		60		46	76.7	3	5.0	11	18.3		
		1,011		343	33.8	135	13.3	351	34.6		

(5) *Burning Permits*

The number of burning permits issued was 14,522, approximately one thousand less than the previous year. The acreage covered by permits was 41,986 acres, an increase of 3,798 acres over the previous year.

STATEMENT OF PERMITS ISSUED

Division	Number of Permits						
	1940	1939	1938	1937	1936	1935	1934
Red Lake.....	23	76	40	107	187	156	139
Sioux Lookout.....	66	45	80	88	234	244	314
Lake St. Joseph.....	6	2	27				
Armstrong.....	120	199	168	167	188	169	187
Kenora.....	740	757	1,011	146	229	256	875
Ignace.....	8	5		506	869	697	
Minaki.....	43	49	58	59	70	80	63
Fort Frances.....	300	424	69	54	42	52	45
Thunder Bay.....	1,590	905	1,297	948	969	952	2,049
Nipigon.....	77	163	159	76			123
Pays Plat.....	4	15	1	19			
Longlac.....	214	135	156	18			82
Nakina.....	9	10	12	18	26	25	33
Hearst.....	1,458	2,146	1,495	1,541	2,271	1,820	2,023
Oba.....	18	30	44	45	34	20	38
Kapuskasing.....	1,058	867	837	1,216	1,847	2,183	2,696
Cochrane.....	1,972	1,878	1,655	2,054	2,673	2,997	2,456
Abitibi.....	6	10	9	26			
Swastika.....	424	639	587	864	911	1,149	1,825
Timmins.....	995	777	455	982	1,505	1,352	1,299
A.C.R.....	132	178	205	183	184	240	296
Blind River.....	181	258	313	315	306	428	452
Mississagi South.....	4	8	4	4			
Franz.....	44	56	61	65	72	155	49
Foleyet West.....	110	120	136	111	137	143	145
Foleyet East.....	121	189	142	161	175	171	189
Mississagi West.....	21	17	32	39	48	45	88
Mississagi East.....	59	75	80	67	33	90	118
Webbwood.....	433	428	528	466	549	820	626
Sudbury North.....	145	205	188	171	242	121	90
Sudbury South.....	547	777	853	430	793	997	1,089
Timagami West.....					50	52	50
Timagami North.....	2,044	2,166	2,388	2,219	1,877	1,367	1,082
Timagami East.....	44	98	27	37	38	59	64
Latchford.....	21	42	44	40	49	34	66
North Bay.....	776	811	862	920	1,245	969	1,051
Georgian Bay West.....	89	143	190	253	259	244	288
Georgian Bay East.....	214	300	308	371	410	371	303
Algonquin North.....	69	93	97	52	43	73	70
Algonquin South.....	109	152	72	145	43	103	203
Trent.....	110	134	165	205	135	130	150
Madawaska.....	118	183	180	212	221	224	246
Totals.....	14,522	15,565	15,635	15,400	18,964	18,988	20,962

STATEMENT OF PERMITS ISSUED

Division	Acreage Covered by Permits						
	1940	1939	1938	1937	1936	1935	1934
Red Lake.....	212	1,130	790	9,657	4,370	3,112	3,855
Sioux Lookout.....	818	70	285	415	280	1,045	3,266
Lake St. Joseph.....	6	3	99				
Armstrong.....	147	277	4,744	1,733	844	1,303	1,601
Kenora.....	2,168	1,743	2,646	395	914	303	2,008
Ignace.....	4	3		1,368	2,219	1,881	
Minaki.....	2	4	4	7	15	44	2
Fort Frances.....	1,117	1,620	254	121	181	1,274	1,651
Thunder Bay.....	6,618	3,421	5,175	3,096	3,663	4,149	5,698
Nipigon.....	911	1,168	3,981	1,058			720
Pays Plat.....	15	158	40	76			
Longlac.....	1,483	542	853	127			138
Nakina.....	50	35	71	297	154	175	117
Hearst.....	3,136	5,229	2,524	4,601	5,200	4,061	5,225
Oba.....	17	39	48	118	257	9	38
Kapuskasing.....	2,392	1,940	1,651	2,276	3,341	4,739	4,783
Cochrane.....	8,115	6,500	5,216	5,879	5,513	6,583	5,731
Abitibi.....	17	515	3	23			
Swastika.....	978	1,446	2,260	2,470	1,666	2,535	3,740
Timmins.....	2,188	2,027	820	3,707	2,133	1,936	1,863
A.C.R.....	2,457	301	791	537	1,261	540	957
Blind River.....	536	810	1,210	1,550	1,213	1,654	1,664
Mississagi South.....	14	6	5	14			
Franz.....	42	25	113	82	981	15	257
Foleyet West.....	89	84	143	115	117	75	72
Foleyet East.....	152	117	172	336	72	96	127
Timagami West.....					292	186	140
Mississagi West.....	83	14	80	133	149	108	66
Mississagi East.....	4	49	24	5	25	22	39
Webbwood.....	1,677	1,221	1,615	1,736	1,433	2,626	2,300
Sudbury North.....	375	470	437	485	603	419	230
Sudbury South.....	1,255	1,625	2,215	1,018	1,693	2,307	2,471
Timagami North.....	3,041	2,728	2,723	4,322	2,150	1,489	1,048
Timagami East.....	8	25	2	1	22		577
Latchford.....	7	48	198	160	113	85	280
North Bay.....	510	604	684	882	1,439	973	1,949
Georgian Bay West.....	249	446	468	484	521	622	592
Georgian Bay East.....	422	835	963	1,165	1,178	979	633
Algonquin North.....	194	187	736	100	83	250	104
Algonquin South.....	78	86	61	100	59	136	591
Trent.....	171	272	424	504	279	271	382
Madawaska.....	228	365	536	1,073	333	477	668
Totals.....	41,986	38,188	45,064	52,226	44,766	46,479	55,583

STATEMENT OF PERMITS ISSUED

Month	Number of Permits						
	1940	1939	1938	1937	1936	1935	1934
April.....	1,449	453	992	659	445	1,135	598
May.....	3,549	4,201	4,821	4,701	3,923	4,045	5,376
June.....	2,856	4,531	3,058	4,174	6,046	4,873	4,81
July.....	3,319	2,307	2,538	2,392	3,047	3,954	3,948
August.....	2,324	2,847	1,981	2,178	2,229	3,114	3,813
September.....	726	1,017	1,142	1,173	2,870	1,654	2,028
October.....	299	209	454	123	404	212	358
November.....			49			1	
Totals.....	14,522	15,565	15,035	15,400	48,964	48,988	20,962

Month	Acreage Covered by Permits						
	1940	1939	1938	1937	1936	1935	1934
April.....	6,889	2,340	9,190	10,421	3,115	4,856	5,119
May.....	12,933	11,950	14,995	19,667	11,971	11,979	16,701
June.....	7,495	11,547	5,651	9,451	13,285	10,327	11,947
July.....	5,635	4,108	4,902	4,061	4,971	7,765	7,383
August.....	4,626	4,879	3,881	4,635	4,277	5,386	6,547
September.....	3,333	2,286	4,136	3,118	5,575	5,363	6,179
October.....	1,075	1,078	2,120	873	1,572	801	1,707
November.....			189			2	
Totals.....	41,986	38,188	45,054	52,226	44,766	46,479	55,583

(6) *Equipment*

The most important items of equipment purchased during the year, mostly for replacement, consisted of 9 fire fighting units, 56,600 feet of linen hose, 450 pairs of blankets, 6 motor boats, 18 motor trucks and 11 outboard motors.

MAJOR EQUIPMENT PURCHASED AND IN USE—1940-41

District	Fire Fighting Units		Fire Fighting Hose (Feet)		Portable Hand Pumps		Tents		Blankets (Pairs)		Canoes		Motor Boats		Auto Trucks		Railway Motor Cars		Velocitypedes		Out-board Motors		Binoculars		
	Purchased 1940	Total Use	Purchased 1940	Total Use	Purchased 1940	Total Use	Purchased 1940	Total Use	Purchased 1940	Total Use	Purchased 1940	Total Use	Purchased 1940	Total Use	Purchased 1940	Total Use	Purchased 1940	Total Use	Purchased 1940	Total Use	Purchased 1940	Total Use	Purchased 1940	Total Use	
Sioux Lookout.....	96	278,400	8	375	2	143	75	888	100	6	2	4	10	4	29	3	1	67	2	10	29	3	1	100	
Kenora.....	1	9,500	213	213	4	97	841	2	79	4	3	10	1	2	32	11	1	67	1	2	32	11	1	79	
Fort Frances.....	35	1,500	69	69	3	45	426	4	59	3	1	4	1	1	25	12	1	67	1	1	25	12	1	59	
Port Arthur.....	80	202,900	20	285	7	188	1,452	123	5	4	9	5	7	22	10	1	67	5	7	22	10	1	123		
Kapuskasung.....	5	102,600	391	391	114	48	556	2	67	1	5	11	22	1	14	18	1	67	11	22	14	18	1	67	
Cochrane.....	1	89,500	17	236	2	49	647	56	1	6	3	16	6	6	14	5	1	67	6	18	14	5	1	56	
Sault Ste. Marie.....	50	5,000	19	337	3	139	50	1,006	2	84	1	10	4	1	13	19	1	67	4	8	13	19	1	84	
Sudbury.....	86	252,400	292	292	240	20	1,438	190	3	7	1	16	7	3	30	33	1	67	7	3	30	33	1	190	
North Bay.....	48	137,800	168	168	152	152	1,032	115	4	3	20	1	10	1	21	22	1	67	1	10	21	22	1	115	
Parry Sound.....	20	54,000	122	122	33	33	362	1	52	1	7	11	8	6	12	12	1	67	8	6	12	12	1	52	
Algonquin.....	17	6,000	87	87	4	60	764	80	1	2	5	5	3	2	16	12	1	67	5	3	16	12	1	80	
Tweed.....	2	23,700	24	171	23	23	256	13	8	1	1	8	1	1	13	18	1	67	1	1	13	18	1	13	
Head Office Reserve.....	4	32,600	298	298	22	22	94	94	1	1	1	1	1	1	1	1	1	67	1	1	1	1	1	1	
Totals.....	9,586	1,740,700	88	3,044	27	1,305	450	9,762	11	1,018	6	45	18	116	46	175	1	67	46	93	11	236	175	1	1,018

(7) *Permanent Improvements*

Sixteen steel lookout towers were erected during the year bringing the total number in use for fire protection purposes to 212. A number of cabins and other small buildings were constructed.

Permanent Improvements

Completed to March 31st, 1941.

Cabins.....	513
Storehouses.....	107
Boathouses.....	40
Combined Storehouses and Boathouses, etc.....	26
Bunkhouses.....	68
Offices.....	28
Garages and Car Houses.....	73
Other Buildings.....	171
Hose Towers.....	64
Wooden Lookout Towers.....	72
Steel Lookout Towers.....	212
Permanent Telephone Lines (Miles).....	4,296
Temporary Telephone Lines (Miles).....	5

(8) *Hazard Disposal*

Hazard disposal during the year was confined to brush burning in connection with logging operations in the Timagami section. A similar program was started on a timber sale on the east side of Lake Nipigon. These operations are on a commercial scale and are designed to show the possibilities of brush disposal in connection with logging operations. Should slash disposal prove practicable on logging operations generally the fire hazard over the province would be considerably reduced.

(9) *Travel Permits*

A total of 10,162 travel permits were issued covering 33,350 persons.

(10) *Operating Permits*

A total of 2,684 operating permits were issued covering 46,726 men employed. There was a marked reduction in mining operations and miscellaneous. Woods operations however showed a substantial increase from 709 permits covering 27,793 men employed the previous year to 816 permits covering 34,934 men employed during the current year.

STATEMENT OF TRAVEL PERMITS ISSUED

District	1940		1939		1938		1937		1936		1935		1934	
	Permits	Persons	Permits	Persons	Permits	Persons	Permits	Persons	Permits	Persons	Permits	Persons	Permits	Persons
Sioux Lookout														
Kenora	1,185	3,796	1,073	3,222	903	2,501	927	2,784	833	2,344	887	2,147	1,276	3,330
Fort Frances	66	269	106	391	115	343	110	355	96	359	82	332		
Port Arthur	254	1,078	486	1,031	249	431	20	58	57	124	63	105	88	109
Kapuskasing	55	113	217	530	180	378	106	162	146	312	317	612	2,248	2,465
Cochrane	1,045	3,060	1,312	3,992	1,326	3,655	1,370	3,857	1,438	4,078	1,362	3,680	1,192	3,085
Sault Ste. Marie	1,982	6,320	1,890	5,947	1,780	5,707	1,877	6,042	1,301	3,963	1,172	3,604	1,038	3,122
Sudbury	1,524	4,990	2,022	5,446	2,195	5,486	1,638	4,623	1,604	4,897	1,982	5,116	2,773	6,573
North Bay (Other than Ferguson Highway)	3,787	13,036	4,073	15,634	3,611	14,005	2,569	10,202	2,723	9,808	1,962	6,679	2,103	6,679
Parry Sound														
Algonquin	204	658	1,328	4,253	1,857	6,446	330	863	249	679	1,947	6,322	1,460	4,799
Tweed														
Totals	10,162	33,350	12,507	40,446	12,216	38,952	8,947	28,946	8,447	26,564	9,774	28,606	12,178	30,182

OPERATING PERMITS

District	Mining Operations		Woods Operations		Miscellaneous Operations		Totals	
	No. of Permits	Men Engaged	No. of Permits	Men Engaged	No. of Permits	Men Engaged	No. of Permits	Men Engaged
Sioux Lookout.....	141	674	7	529	4	572	152	1,775
Kenora.....	75	429	41	1,235	5	83	121	1,747
Fort Frances.....	29	200	19	1,397			48	1,597
Port Arthur.....	123	648	43	7,981			172	8,902
Kapuskasing.....	44	182	60	2,032	3	68	107	2,282
Cochrane.....	757	3,285	183	6,335	50	929	990	10,549
Sault Ste. Marie.....	86	653	29	4,560	2	6	117	5,219
Sudbury.....	197	1,106	55	3,180	4	30	256	4,316
North Bay.....	264	1,395	123	2,405	30	927	417	4,727
Parry Sound.....	9	61	62	608	4	87	75	756
Algonquin.....	7	55	53	3,319			60	3,374
Tweed.....	28	129	141	1,353			169	1,482
Totals.....	1,760	8,817	816	34,934	108	2,975	2,684	46,726
1939-40 Totals.....	2,732	14,694	709	27,793	245	5,721	3,686	48,208
1938-39 "	3,313	17,974	657	23,891	106	3,017	4,106	44,882
1937-38 "	3,534	19,685	737	34,743	162	3,550	4,434	57,978
1936-35 "	3,510	19,778	2,310	28,900	209	7,727	6,029	50,405
1935-34 "	3,106	12,348	2,171	19,144	187	1,982	5,464	33,474
1934-33 "	2,263	9,524	1,307	11,947	26	1,715	3,626	23,186

NOTE.—As all Districts did not issue operating permits in the years 1934-35, 1935-36 and 1936-37, the totals for those years are not included in the above table.

Appendix No. 19

PROVINCIAL AIR SERVICE

The War has occasioned many changes in the Ontario Provincial Air Service during the past fiscal year. Since September of 1939 our flying staff has been affected to the extent of 46%, as follows: seven enlisted with the Royal Canadian Air Force or the Active Forces, one was loaned to the Galt Aircraft School, where he has remained to take charge of the entire school, one was loaned to the Department of Transport, where he has remained, and two resigned to take positions with Elementary Flying Training Schools. Our engineering staff was not affected to quite the same extent numerically, but we did lose some of the oldest and best trained of our staff, as follows: four enlisted with the Royal Canadian Air Force, and one resigned to take a position in charge of maintenance in one of the Elementary Flying Training Schools. Of the four who enlisted, one is now a Squadron Leader in charge of all aircraft and engine maintenance at Trenton, a second has been promoted to the rank of Squadron Leader, and is in charge of aircraft and engine maintenance at Camp Borden, a third was assigned to the A. I. D. staff of the Royal Canadian Air Force, and is now the Resident Inspector at Fleet Aircraft, Fort Erie, while the fourth enlisted as a Warrent Officer, and is in charge of trade testing applicants for enlistment in the Royal Canadian Air Force at Toronto. We also lost our Stores Superintendent, who is now connected with the Stores Department of the Royal Canadian Air Force at Ottawa.

In addition to the above, the Service has loaned men and equipment, as occasion necessitated and warranted, to the Department of Transport and to the Department of Munitions and Supply. At one time, two of our aircraft and eleven of our staff were on loan to the first mentioned Department, assisting in a preliminary survey of airport sites for the Empire Air Training Scheme, and no doubt, many of the sites examined have now been converted into airports. We also loaned one of our welders and our Assistant Plant Superintendent to the Department of Munitions and Supply, the former remaining with them for a period of four months, and the latter for a period of seven months.

We have been very fortunate in being able to obtain competent replacements for most of these men, but the demands being made by the Nation upon the flying industry in Canada are not only being felt in this Service, but will probably continue to be felt. It may ultimately require some reconstruction of our policy, but we are prepared to assist any of the Federal Departments of Government in the prosecution of the war effort in so far as our resources and responsibilities will permit.

From the standpoint of fire hazard, nature was again kind to us. Frequent rains throughout the Eastern Division kept the fire hazard in that section to a minimum, and although rain was not so frequent in the Western Division, only three fires reached the out-of-control stage during the entire year.

The policy which this Service has been following for the past four years has proven to be sound and well-founded. Following a discussion with the

various District Foresters and the Senior officials of the Department of Lands and Forests, it was decided to embark on a policy of expanding our transport fleet rather than our detection fleet. The addition of observation towers throughout most of the Districts has materially reduced the necessity for detection patrols, and the tendency of the work of this Service has been more and more in the direction of transportation and less and less in the direction of detection. The Department has to-day sixteen transport and semi-transport aircraft, eleven detection aircraft, and one intermediate type capable of carrying a pilot and two passengers. This increase in the number of transport aircraft has enabled the Department to provide quick and effective action on embryo fires, so that very few have reached the out-of-control stage, and the saving thus afforded the Department has justified the policy which this Service has been following, as well as affording a substantial saving in fire fighting costs, and a tremendous saving in burned timber.

We are, however, faced with a serious problem, as mentioned in my annual report of last year. Every aircraft manufacturer in both Canada and the United States is to-day geared to wartime production for military purposes, and we find ourselves in the position of not being able to purchase new aircraft of any kind. We have, therefore, been compelled to resort to the purchase of such suitable used equipment as may from time to time be offered to us. In this regard, we were fortunate in being able to procure two Wasp powered Stinson Reliant aircraft of the same type as this Service has been using for the past three years. One was purchased from the Irving Oil Co. Ltd. in St. John, N.B., and the other from a private owner in Seattle, Washington. In the case of the latter ship, we express to the Federal Government on behalf of this Service our appreciation of their kindness in amending their regulations in such a way as to make it possible for us to import a used American aeroplane, against which there had formerly been an embargo. There is little doubt that circumstances will compel us to follow this policy for the duration of the war. The Service also purchased a used Vedette Flying Boat from the Alexis Nihon Co. of Montreal, P.Q., and this is now being reconditioned for service this year. We will, however, be without the services of our D. H. 61, as we are unable to obtain necessary engine replacement parts.

IMPROVEMENTS

During the past fiscal year, we completed improvements to our Hangar and buildings at Sioux Lookout, which work was started in the previous year; and in addition to this, replaced about two-thirds of our wooden slipway at Sault Ste. Marie. This slipway had reached such a state of disrepair that it was considered to be unsafe for aircraft, so two-thirds of the old wooden structure was removed, concrete retaining walls poured around the outside, and the inside filled with gravel and slag, after which the whole was well packed, and a five inch re-inforced concrete slab poured over the top. The Entire improvement was carried out under the supervision of the Department of Highway engineers, and should be permanent.

Other repairs, painting and maintenance was carried out as necessary, but the program was not extensive, and it is not anticipated that it will be enlarged upon until after the war is over.

WINTER OPERATIONS

Having regard for an extremely heavy reconditioning program, all aircraft were withdrawn from winter operations with the exception of a Stinson located at Algonquin Park. It is our opinion that the withdrawal of aircraft from such operations did not seriously or adversely affect the efficiency of the field forces.

The following tables which analyse the operations of the Provincial Air Service for the past fiscal year are submitted for your consideration and convenience.

TABLE I
ALLOCATION OF AIRCRAFT
1940-41

<i>Base</i>	<i>Registration</i>	<i>Type</i>
Algonquin Park.....	CF-OAX	Stinson
Biscotasing.....	CF-OAA	Moth
	CF-OAS	Buhl
Caribou Lake.....	CF-OAR	Buhl
Fort Frances.....	CF-BGM	Stinson
Ignace.....	CF-OAV	Stinson
Kenora.....	G-CAOZ	Moth
	CF-OAP	Fairchild 71C
Oba Lake.....	CF-OAO	Moth
	CF-OAT	Buhl
	CF-OAZ	Stinson
Remi Lake.....	G-CAOU	Moth
Orient Bay.....	CF-OAB	Vedette
Pays Plat.....	CF-OAW	Stinson
Pickle Lake.....	G-CAPB	Moth
Port Arthur.....	CF-OAH	Hamilton
	CF-OAY	Stinson
Red Lake.....	CF-BGN	Stinson
Sault Ste. Marie.....	G-CAPA	Moth (Spare)
	G-CAOW	Moth
	G-CAPG	D. H. 61
Sioux Lookout.....	CF-OAE	Moth (Spare)
	CF-OAF	Moth
	CF-OAJ	Hamilton
Sudbury.....	G-CAOY	Moth
Temagami.....	CF-AOH	Fairchild KR-34
Twin Lakes.....	CF-OAD	Moth
	CF-OAQ	Buhl

TABLE II
 TRANSPORT AIRCRAFT—EFFECTIVE LOADS CARRIED
 1940-41

AIRCRAFT	HOURS FLOWN	EFFECTIVE LOAD
Buhl CF-OAQ	379.25	179,349 Lbs. 89 Tons, 1,349 Lbs.
Buhl CF-OAR	229.25	95,665 Lbs. 47 Tons, 1,665 Lbs.
Buhl CF-OAS	333.30	231,090 Lbs. 115 Tons, 1,090 Lbs.
Buhl CF-OAT	43.10	13,725 Lbs. 6 Tons, 1,725 Lbs.
D. H. 61 G-CAPG	152.45	70,655 Lbs. 35 Tons, 655 Lbs.
Fairchild 71C CF-OAP	217.50	150,035 Lbs. 75 Tons, 35 Lbs.
Hamilton CF-OAH	220.40	145,644 Lbs. 72 Tons, 1,644 Lbs.
Hamilton CF-OAJ	287.50	219,564 Lbs. 109 Tons, 1,564 Lbs.
Stinson CF-BGM	392.20	218,955 Lbs. 109 Tons, 955 Lbs.
Stinson CF-BGN	239.45	181,425 Lbs. 90 Tons, 1,425 Lbs.
Stinson CF-OAV	339.55	115,650 Lbs. 57 Tons, 1,650 Lbs.
Stinson CF-OAW	260.15	54,975 Lbs. 27 Tons, 975 Lbs.
Stinson CF-OAX	165.35	19,400 Lbs. 9 Tons, 1,400 Lbs.
Stinson CF-OAY	223.05	78,864 Lbs. 39 Tons, 864 Lbs.
Stinson CF-OAZ	81.05	28,013 Lbs. 14 Tons, 13 Lbs.
Vedette CF-OAB	188.05	45,383 Lbs. 22 Tons, 1,383 Lbs.

TABLE II—Continued

Total Transport Section:—

Total Flying Time.....	Hours.....	3,754.40
Total Loading.....	Lbs.....	1,848,392
Total Loading.....	Tons.....	924 Tons, 392 Lbs.

TABLE III

HOURS FLOWN ON VARIOUS PHASES OF FLYING OPERATIONS

	1924-40	1940-41	Total
Fire Detection.....	37,107.55	1,248.10	38,356.05
Game Detection.....	172.55	16.40	189.35
Fire Suppression.....	29,306.41	1,397.55	30,704.36
Photography.....	1,371.05	1.30	1,372.35
Sketching.....	3,416.48	9.35	3,426.23
Transportation—Ordinary.....	23,201.27	2,425.05	25,626.32
Transportation—Special.....	5,151.45	256.50	5,408.35
Mercy Flights.....	177.20	27.55	205.15
Ferrying.....	4,809.12	268.00	5,077.12
Forced Landings.....	824.14	34.15	858.29
Flying Instruction.....	2,800.02	56.00	2,856.02
Observers Instruction.....	94.09	94.09
Operations.....	4,827.53	101.10	4,929.03
Tests—Aircraft.....	1,292.02	32.30	1,324.32
Dusting.....	41.35	41.35
Tests—Wireless.....	69.10	69.10
Tests—Radio.....	7.45	0.40	8.25
Total.....	114,671.58	5,876.15	120,548.13

TABLE IV

TOTALS

	1924-40	1940-41	Total
Passengers Carried.....	59,285	5,624	64,909
Personnel Carried.....	59,452	2,977	62,429
Total Passengers and Personnel Carried.....	118,737	8,601	127,338
Miles Flown.....	7,780,042	490,183	8,270,225
Effective Load Flown (Lbs.).....	25,040,064	1,993,793	27,033,857
Effective Load Flown (Tons).....	12,520 Tons	996 Tons	13,516 Tons
	64 Lbs.	1,793 Lbs.	1,857 Lbs.

Appendix No. 20

REFORESTATION

1. NURSERIES

The Provincial Forest Nurseries at St. Williams, Midhurst and Orono, continued the production of planting stock as usual.

In addition to these three main centres of distribution, two auxiliary distribution stations were in operation; viz., Kemptville for Eastern counties and Sand Banks for Prince Edward county and vicinity.

NURSERY OPERATIONS

(a) *Fertilizers*

The soil fertility at the nurseries was maintained by the application of commercial fertilizer, barn-yard manure, green soiling crops and humus.

TABLE I—QUANTITIES OF FERTILIZERS USED

Nursery	Manure	Commercial
St. Williams.....	370 tons	16,100 lbs.
Midhurst.....	215 tons	6,000 lbs.
Orono.....	303 tons
Totals.....	888 tons	22,100 lbs.

(b) *Seed*

All tree seed used at the nurseries was collected in Ontario with the exception of some smaller quantities of exotic species difficult to obtain in this country.

(c) *Seed Beds*

The following table shows the seeding operations for the year.

TABLE II—SEED BEDS

Nursery	Conifers		Hardwoods	
	Quantities in Pounds	Beds	Quantities in Pounds	Quantities in Bushels
St. Williams.....	2,186	1,248	981
Midhurst.....	1,412	1,000	20	346
Orono.....	1,128	1,004	238	408
Totals.....	4,726	3,252	1,239	754

(d) *Transplanting*

Transplanting operations are shown in the following table.

TABLE III—TREES TRANSPLANTED

Nursery	Conifers	Hardwoods	Totals
St. Williams.....	9,494,500	2,438,000	11,932,500
Midhurst.....	5,901,700	5,901,700
Orono.....	4,510,000	155,000	4,665,000
Totals.....	19,906,200	2,593,000	22,499,200

TABLE IV—TREES FOR DISTRIBUTION 1941

Nursery	Conifers	Hardwoods	Cuttings	Totals
St. Williams.....	6,455,000	2,428,000	450,000	9,333,000
Midhurst.....	5,698,000	342,950	63,000	6,103,950
Orono.....	6,780,900	668,000	250,000	7,698,900
Totals.....	18,933,900	3,438,950	763,000	23,135,850

IMPROVEMENTS

(a) Buildings

At St. Williams the extension to the tool-house was completed also a new combined work shop and sawmill 60' x 36' was erected. This sawmill constitutes an important economy, greatly lessening the cost of material used on the nursery and for shipping crates. Building at Orono and Midhurst was confined to maintenance and repairs.

(b) Roads and Bridges

The usual road maintenance work was done. No new construction work was undertaken.

PROTECTION

(a) Fire

No fire occurred on the nursery property this year. All fire guards were maintained and grass areas in the vicinity were burned off during the early spring to reduce fire hazard.

(b) Insects

Close co-operation was maintained with the Forest Insects Division of the Dominion Department of Entomology. Spraying of infected areas was carried out to control some insects, and parasites were liberated to combat others.

(c) Birds

The depredations of birds and rodents were reduced to a minimum by patrol methods.

(d) Fungus Diseases

The fight against damping off fungus in the seed beds was waged vigorously, and new control methods are being experimented with.

The white pine blister rust is still being vigorously and systematically combatted with good results.

WOODLOT AND PLANTATION IMPROVEMENT

Pruning and thinning operations have been carried on, and considerable valuable material obtained from some of the older plantations.

These improved plantations and woodlots are visited by many hundreds of people each year. Therefore their true value is to be found in practical demonstration and publicity.

2. TREE DISTRIBUTION

Of the total number of trees available for planting in the spring of 1940; namely, 23,135,850, 17,266,697 were distributed for all purposes. Private planting showed a slight decrease in the number of individual applications but the number of trees distributed for this purpose was about the same as last year. Other types of planting showed a slight increase. The total increase for the year was 344,791.

The tables in the following pages list the distribution under different headings.

TABLE V—TREES DISTRIBUTED TO PRIVATE LANDOWNERS, 1940

County or District	Shipments	Conifers	Hardwoods	Cuttings	Totals
Algoma.....	24	30,490	2,235	385	33,110
Brant.....	227	160,199	39,977	9,717	209,893
Bruce.....	281	206,593	28,050	5,395	240,038
Carleton.....	113	64,807	12,009	2,721	79,537
Cochrane.....	14	1,914	817	333	3,064
Dufferin.....	73	54,743	9,179	923	64,845
Dundas.....	39	28,611	26,679	4,580	59,870
Durham.....	210	521,193	73,022	119,150	713,365
Elgin.....	297	534,144	95,089	33,310	662,543
Essex.....	219	155,093	61,425	2,032	218,550
Frontenac.....	45	34,092	8,273	1,189	43,554
Glengarry.....	57	31,343	17,645	2,145	51,133
Grenville.....	36	54,607	7,404	2,840	64,851
Grey.....	283	176,968	45,626	2,215	224,809
Haldimand.....	179	233,680	41,756	4,030	279,466
Haliburton.....	51	55,228	7,780	820	63,828
Halton.....	170	134,298	48,029	2,876	185,203
Hastings.....	61	46,115	8,235	879	55,229
Huron.....	249	181,897	87,218	3,042	272,157
Kenora.....	9	10,064	886	200	11,150
Kent.....	91	55,275	19,216	3,920	78,411
Lambton.....	203	162,796	53,679	5,570	222,045
Lanark.....	27	12,546	3,511	307	16,364
Leeds.....	68	39,396	14,110	1,175	54,681
Lennox and Addington.....	44	34,184	3,379	270	37,833
Lincoln.....	133	71,998	14,445	4,327	90,770
Manitoulin.....	19	9,663	431	1	10,095
Middlesex.....	377	239,836	79,857	8,040	327,733
Muskoka.....	199	309,447	37,033	900	347,380
Nipissing.....	17	101,965	2,230	700	104,895
Norfolk.....	639	1,353,137	334,846	99,813	1,787,796
Northumberland.....	159	174,080	35,842	5,072	214,994
Ontario.....	274	318,440	65,117	15,548	399,105
Oxford.....	334	234,348	162,575	11,025	407,948
Parry Sound.....	92	110,414	5,367	1,630	117,411
Patricia.....
Peel.....	245	153,425	36,364	3,511	193,300
Perth.....	197	64,502	56,691	778	121,971
Peterborough.....	125	131,330	23,864	2,409	157,603
Prescott.....	27	62,350	2,865	200	65,415
Prince Edward.....	95	33,983	16,353	4,281	54,617
Rainy River.....	21	8,528	747	1,000	10,275
Renfrew.....	45	52,940	7,271	550	60,761
Russell.....	30	18,866	3,527	2,093	24,486
Simcoe.....	513	965,328	66,070	15,645	1,047,043
Stormont.....	30	18,356	4,277	1,815	24,448
Sudbury.....	59	25,320	5,815	748	31,883
Thunder Bay.....	12	4,580	590	250	5,420
Timiskaming.....	16	10,500	737	550	11,787
Victoria.....	81	83,420	12,167	930	96,517
Waterloo.....	197	127,262	53,739	3,605	184,606
Welland.....	198	139,716	31,828	5,224	176,768
Wellington.....	208	142,515	56,357	3,632	202,504
Wentworth.....	228	133,221	42,270	2,922	178,413
York.....	741	727,424	133,063	49,197	909,684
Totals.....	8,381	8,847,170	2,007,567	456,420	11,311,157

TABLE VI SCHOOL CHILDREN, 1940

County or District	Shipments	Conifers	Hardwoods	Cuttings	Totals
Algoma.....	3	620	343	140	1,103
Brant.....	2	316	438	751
Bruce.....	177	23,868	15,682	280	39,830
Carleton.....	18	1,692	877	18	2,587
Cochrane.....	3	75	290	25	390
Dufferin.....	112	11,136	289	50	11,475
Dundas.....	2	550	100	650
Durham.....	21	2,179	946	60	3,185
Elgin.....	5	955	518	60	1,533
Essex.....	12	891	779	23	1,693
Frontenac.....	3	975	101	1,076
Glengarry.....	29	6,057	2,049	8,106
Grenville.....
Grey.....	166	17,346	6,468	369	24,183
Haldimand.....	99	32,431	2,694	5	35,130
Haliburton.....	2	275	12	287
Halton.....	5	762	420	12	1,194
Hastings.....	56	12,978	6,716	1,620	21,314
Huron.....	16	3,103	1,765	14	4,882
Kenora.....
Kent.....	6	6,605	11,425	1,025	19,055
Lambton.....	11	1,201	588	1,789
Lanark.....	2	622	30	652
Leeds.....	3	284	88	3	375
Lennox and Addington.....	1	20	5	25
Lincoln.....	11	3,871	1,678	202	5,751
Manitowlin.....	2	225	154	25	404
Middlesex.....	3	1,346	39	1,385
Muskoka.....	6	2,420	450	2,870
Nipissing.....	3	160	87	247
Norfolk.....	9	2,168	878	3,046
Northumberland.....	38	5,229	659	90	5,978
Ontario.....	7	2,239	904	620	3,763
Oxford.....	105	29,089	960	2	30,051
Parry Sound.....	11	5,227	214	5,441
Patricia.....	1	60	5	65
Peel.....	3	2,422	2,450	50	4,922
Perth.....	66	39,395	34,464	332	74,191
Peterborough.....	3	975	50	1,025
Prescott.....	6	871	135	10	1,016
Prince Edward.....	6	2,026	1,623	92	3,741
Rainy River.....
Renfrew.....	8	2,210	523	29	2,762
Russell.....	1	350	100	450
Simcoe.....	40	8,653	1,238	9,891
Stormont.....	12	1,455	1,433	2,888
Sudbury.....	3	72	26	98
Thunder Bay.....	1	610	90	700
Timiskaming.....	3	1,693	108	1,801
Victoria.....	3	292	159	451
Waterloo.....	9	3,880	834	32	4,746
Welland.....	14	2,856	2,429	20	5,305
Wellington.....	13	4,578	1,128	15	5,721
Wentworth.....	63	81,296	28,105	1,661	111,062
York.....	23	10,199	1,260	425	11,884
Totals.....	1,227	340,808	134,706	7,409	482,923

TABLE VII—SEMI-PUBLIC PROPERTIES, 1940

	Conifers	Hardwoods	Cuttings	Totals
Institutions.....	69,435	7,564	750	77,749
Service Clubs.....	7,030	770	50	7,850
Agricultural, Horticultural Societies and Farm Clubs.....	43,312	23,365	1,545	68,222
Camps, etc.....	25,145	6,395	500	32,040
Sundry.....	6,500	500	7,000
Totals.....	151,422	38,594	2,845	192,861

TABLE VIII—TREES PLANTED ON COUNTY FOREST PLANTATIONS, 1940

(Under agreement with the Crown)

Forest	Conifers	Hardwoods	Cuttings	Totals
Angus (Simcoe County).....	326,725	44,500	15,000	386,225
Sauble (Bruce County).....	146,000	7,000	14,000	167,000
Dufferin (Dufferin County).....	21,000	21,000
Durham (Durham County)*.....	55,000	2,000	57,000
Grey (Grey County).....	184,500	130,000	314,500
Hendrie (Simcoe County).....	282,275	4,500	286,775
Lanark (Lanark County).....	65,000	65,000
Larose (Russell County) †.....	159,550	1,000	160,550
Limerick (Grenville County) ‡.....	199,170	12,450	211,620
Northumberland (Northumberland County)*.....	140,000	140,000
Orr Lake (Simcoe County).....	288,000	12,000	300,000
Tosorontio (Simcoe County).....	4,500	4,500
Uxbridge (Ontario County).....	104,000	104,000
Victoria (Victoria County).....	15,000	3,000	18,000
Vivian (York County).....	91,550	1,700	93,250
Totals.....	2,082,270	218,150	29,000	2,329,420

* Owned by United Counties of Northumberland and Durham.

† Owned by United Counties of Prescott and Russell.

‡ Owned by United Counties of Leeds and Grenville.

TABLE IX—MUNICIPAL FOREST PLANTATIONS, 1940
(Not under agreement)

	Conifers	Hardwoods	Cuttings	Totals
Barrie, Town of	12,000			12,000
Belleville, City of	1,500	5,000		6,500
Beverley, Township of	1,000		200	1,200
Brant, County of	11,400	2,815		14,215
Brantford Public Utilities	10,000			10,000
Burford, Township of	5,700			5,700
Caledonia, Township of	5,000			5,000
Camden, Township of	5,200	50		5,250
Clarence, Township of	50,000			50,000
Colborne Public Utilities	500			500
Coldwater, Town of	8,500	500		9,000
Dundas, Stormont and Glengarry, Counties of	4,000			4,000
Dysart, Township of	10,000			10,000
Elmira Public Utilities	1,500	500		2,000
Ferris West, Township of	3,100	500	100	3,700
Foley, Township of	1,000			1,000
Ft. William, City of	5,000			5,000
Galt Public Utilities	5,100	1,400		6,500
Gloucester, Township of	75,000	5,100		80,100
Guelp Water Commission	10,200			10,200
Haldimand, Township of	18,700		2,000	20,700
Halton, County of	28,500	2,000		30,500
Hamilton, City of	6,300	2,400		8,700
Harriston, Town of	8,000	2,000		10,000
Hepworth, Village of	10,000	3,000		13,000
Hungerford, Township of	30,000			30,000
Kemptville, Village of	2,000			2,000
Kent, County of	2,000	8,000		10,000
Kitchener Water Commission	4,000	4,000		8,000
Lambton, County of	29,500			29,500
Lindsay, Town of	5,200	2,800		8,000
Macaulay, Township of	5,000			5,000
Malahide, Township of	4,200	1,000	1,000	6,200
Middleton, Township of	3,400			3,400
Mountain, Township of	10,000			10,000
Nepean, Township of	6,500	1,000		7,500
Norfolk, County of	226,000	48,600		274,600
Ottawa, City of	800	1,200		2,000
Owen Sound, City of	23,900	600		24,500
Oxford, County of	1,000			1,000
Paris, Town of	400			400
Parry Sound, House of Refuge	2,300	100	200	2,600
Peel, County of	47,275	1,000	10,000	58,275
Perry, Township of	10,000			10,000
Peterborough, Public Utilities	175	350		525
Plantagenet, Village of	26,000			26,000
St. Thomas, City of	56,800	44,840	7,280	108,920
Sarnia, City of	10,000			10,000
Scarborough, Public Utilities	2,000	2,000		4,000
Simcoe, Public Utilities	900			900
Stratford, City of	100	1,200		1,300
Sudbury, Town of	1,100			1,100
Thornbury, Town of	1,000			1,000
Townsend, Township of	27,050	30,500	2,000	59,550
Vespra, Township of	40,675			40,675
Wentworth, County of	36,000	152,500		188,500
Woodstock, Public Utilities	700	1,500		2,200
Woolwich, Township of	10,000			10,000
Totals	923,175	326,455	22,780	1,272,410

TABLE X—MUNICIPAL ROADS, 1940

	Conifers	Hardwoods	Cuttings	Totals
Bruce County.....	2,400	2,400
Cardwell Township.....	500	500
Chaffey Township.....	10,000	10,000
Foley Township.....	1,000	1,000
Franklin Township.....	5,000	5,000
Hope Township.....	2,000	2,000
Humphrey Township.....	2,000	2,000
King Township.....	200	200
Medora and Wood Townships.....	4,500	4,500
Monck Township.....	2,000	2,000
Ontario County.....	3,400	800	4,200
Otonabee Township.....	11,120	770	11,890
Ottawa Suburban Road Committee.....	800	800
Peel County.....	500	8,700	9,200
Somerville Township.....	3,000	3,000
Stisted Township.....	5,000	5,000
Stormont, Dundas and Glengarry Counties.....	23,000	23,000
Wellington County.....	1,800	300	2,100
York Township.....	1,900	1,100	3,000
Totals.....	80,120	11,670	91,790

TABLE XI—SUNDRY MUNICIPAL PROPERTIES, 1940

	Conifers	Hardwoods	Cuttings	Totals
Arthur Village.....	600			600
Brampton Water Commission.....		800		800
Brampton Town.....	300	400		700
Brantford Parks Board.....	1,000	3,000		4,000
Brockville Park.....	12			12
Bronte Beach Park.....	1,200	150		1,350
Burlington Town.....	500			500
Capreol Town.....	175	50	50	275
Chapleau Township.....	1,000			1,000
Clifford Village.....	1,200	75		1,275
Collingwood Public Utilities.....	75			75
Cornwall Town.....	200	1,000		1,200
Dundas Town.....		4,400		4,400
Elora Village.....	500	500		1,000
Etobicoke Township.....	350	1,650		2,000
Fonthill Village.....	1,000			1,000
Gananoque Town.....	380	40		420
Grey County House of Refuge.....	300			300
Hamilton Park Property.....	535	75	50	660
Hensall Village.....	110	110		220
London City.....	60	56	5	121
Long Branch Village.....	2,000	1,000		3,000
Midland Park.....	2,100			2,100
Mount Forest Town.....	525	400		925
New Toronto Town.....		600		600
Oshawa Parks Board.....	600	450		1,050
Owen Sound Parks Commission.....	175			175
Owen Sound Fairgrounds.....	160	50		210
Oxford East Township.....	3,850			3,850
Paris Town.....	1,000	500		1,500
Perth Park.....	700		500	1,200
Peterborough City.....	2,000	2,000		4,000
Prince Edward Parks.....	2,200	300		2,500
Port McNicoll Town.....	2,530	50		2,580
Sarnia Parks Board.....		700		700
Strathroy Town.....	500	200	800	1,500
Thorold Town.....	500			500
Tillsonburg Town.....	3,200	1,150	100	4,450
Toronto Parks Commission.....	2,000			2,000
Wasaga Beach Village.....	800			800
Waterford Water Commission.....	500	50		550
Wellington House of Industry.....	1,850	1,200		3,050
Wentworth House of Providence.....	3,650	500		4,150
West Lorne Town.....	1,100	600	3,000	4,700
Warton Town.....	6,000	100		6,100
York House of Providence.....	1,300			1,300
York East Township.....	500	1,200	50	1,750
Totals.....	49,237	23,356	4,555	77,148

TABLE XII—PROVINCIAL CROWN LANDS, 1940

	Conifers	Hardwoods	Cuttings	Totals
<i>Northern Plantations:</i>				
Kirkwood.....	550,155			550,155
<i>Forests:</i>				
Timagami.....	125,000	50		125,050
<i>Ranger Plantations:</i>				
Hastings County.....	3,000	70		3,070
Fort Frances.....	25	225	25	275
Kenora.....	600			600
Sioux Lookout.....	1,800		100	1,900
Parry Sound District.....	5,500			5,500
Biscotasing.....	5,100	50		5,150
Chapleau.....	50	250	75	375
Espanola.....	1,800			1,800
Foleyet.....	2,100	200		2,300
Gogama.....	4,000	200		4,200
Ruel.....	550			550
Sudbury.....	15,700	2,700	500	18,900
Tionga.....	600			600
Totals.....	40,825	3,695	700	45,220
<i>Nurseries:</i>				
Midhurst.....	10,000			10,000
Saint Williams.....	378,375	63,497		441,872
Sand Banks.....	99,745	516		100,261
Totals.....	488,120	64,013		552,133
<i>Parks:</i>				
Algonquin.....	1,500	400		1,900
Mazinaw Lake.....	5,000	300		5,300
Niagara.....	28,600	11,466		40,066
Presqu'île.....	5,100	200		5,300
Rondeau.....	700	800		1,500
Totals.....	40,900	13,166		54,066
<i>Highways:</i>				
Division No. 3.....	4,900			4,900
Division No. 6.....	600			600
Division No. 9.....	1,300			1,300
Division No. 19.....	10,500	1,300	3,600	15,400
Totals.....	17,300	1,300	3,600	22,200
<i>H.E.P.C.:</i>				
Campbellford.....	75	10		85
Coniston.....	6,000			6,000
Decew Falls.....	500	1,050		1,550
Queenston.....	650	1,025		1,675
Scarboro Farm.....	5,000			5,000
Totals.....	12,225	2,085		14,310
<i>Hospitals:</i>				
Hamilton.....	3,350	1,850		5,200
Kingston.....	25	150		175
Penetanguishene.....	3,500			3,500
Toronto "Queen St.".....	150	500		650
Woodstock.....	198	448		646
Totals.....	7,223	2,948		10,171

TABLE XII—PROVINCIAL CROWN LANDS, 1940—Continued

	Conifers	Hardwoods	Cuttings	Totals
<i>Penal Institutions:</i>				
Reformatory, Guelph.....	300			300
Reformatory, Mimico.....	1,500	2,250		3,750
Totals.....	1,800	2,250		4,050
<i>Sundry:</i>				
School for Deaf, Belleville.....	500	25		525
Farm, Georgetown.....	1,100	150		1,250
Agricultural College, Guelph.....	750	350		1,100
McKay Forest.....	500	36,000		36,500
Queens Park Grounds.....	110			110
Totals.....	2,960	36,525		39,485
Total Provincial.....	1,286,508	126,032	4,300	1,416,840

TABLE XIII—DOMINION CROWN LANDS, 1940

<i>Forest Service:</i>				
Chalk River.....	13,500			13,500
<i>Department of National Defence:</i>				
Kingston.....	4,000	1,020		5,020
Toronto.....	200			200
Totals.....	4,200	1,020		5,220
<i>Demonstration Farms and Experiment Stations:</i>				
Delhi.....	1,318	116	3	1,437
Harrow.....	850	200		1,050
Mindemoya.....		145		145
Timmins.....	200	450		650
Totals.....	2,368	911	3	3,282
<i>Department of Indian Affairs:</i>				
Brantford.....	650	200		850
Muncey.....	600	1,300		1,900
Tyendinaga.....	3,000	1,500	500	5,000
Totals.....	4,250	3,000	500	7,750
<i>Sundry:</i>				
C.B.C. Hornby.....	4,000			4,000
C.B.C. Ottawa.....	500			500
Dept. of Entomology, Ottawa.....	850		200	1,050
Federal District Commission.....	4,600	400		5,000
National Research Council.....	1,200	350		1,550
Westminster Hospital, London.....	300	150	50	500
Welland Ship Canal.....	100	1,000		1,100
Total.....	11,550	1,900	250	13,700
Total Dominion.....	35,868	6,831	753	43,452

TABLE XIV—MISCELLANEOUS, 1940

	Conifers	Hardwoods	Cuttings	Totals
<i>Interprovincial:</i>				
Alberta.....	3,475	130	3,605
British Columbia.....	230	230
New Brunswick.....	2,200	2,200
Prince Edward Island.....	1,125	100	1,225
Quebec.....	45	180	225
Saskatchewan.....	700	525	1,225
Totals.....	5,345	3,365	8,710
<i>Foreign:</i>				
Newfoundland.....	50	50
<i>Miscellaneous</i>	29,175	10,661	100	39,936
Total Miscellaneous.....	34,520	14,076	100	48,696

TABLE XV—SUMMARY OF TREES DISTRIBUTED, 1940

	Total Shipments	Conifers	Hardwoods	Cuttings	Total Trees
<i>Private Lands:</i>					
Reforestation.....	{ 8,381 1,227	7,128,064	1,849,199	456,420	9,433,683
Windbreaks.....		1,719,106	158,368	1,877,474
School Children.....		340,808	134,706	7,409	482,923
<i>Semi-Public Properties</i>	110	151,422	38,594	2,845	192,861
<i>Municipal Properties:</i>					
County Forests.....	15	2,082,270	218,150	29,000	2,329,420
Forest Plantations.....	61	923,175	326,455	22,780	1,272,410
Roads.....	19	80,120	11,670	91,790
School Grounds.....
School Demonstration Plots.....
Sundry.....	47	49,237	23,356	4,555	77,148
<i>Provincial Crown Lands:</i>					
Forest Stations.....	3	488,120	64,013	552,133
Northern Plantations.....	1	550,155	550,155
Forests.....	1	125,000	50	125,050
Ranger Plantations.....	13	40,825	3,695	700	45,220
Parks.....	5	40,900	13,166	54,066
Highways.....	4	17,300	1,300	3,600	22,200
Hydro Electric Power Commission.....	5	12,225	2,085	14,310
Hospitals.....	5	7,223	2,948	10,171
Penal Institutions.....	2	1,800	2,250	4,050
Sundry.....	5	2,960	36,525	39,485
<i>Dominion Crown Lands</i>	17	35,868	6,831	753	43,452
<i>Miscellaneous</i>	29	34,520	14,076	100	48,696
Totals.....	9,950	13,831,098	2,907,437	528,162	17,266,697

TABLE XVI—TREES DISTRIBUTED IN TEN YEAR PERIOD, 1931-1940

	1931	1932	1933	1934	1935	1936	1937	1938	1939	1940
Conifers.....	9,686,924	8,173,637	7,564,869	8,288,659	9,467,904	8,484,077	9,247,300	9,984,368	13,963,646	13,831,098
Hardwoods.....	935,371	1,201,600	1,181,051	479,523	988,968	1,247,544	1,350,371	1,740,752	2,487,607	2,907,437
Cuttings.....	370,698	305,282	172,422	209,994	281,860	413,222	418,173	527,415	470,653	528,162
Totals.....	10,992,993	9,680,519	8,918,342	8,978,176	10,738,732	10,144,843	11,015,744	12,252,535	16,921,906	17,266,697

3. COUNTY FORESTS

The work of maintaining the county forest system in Ontario continued efficiently and these areas are rapidly growing into valuable woodlands. It will be interesting to note from the following table that the area included in these forests now totals 20,482 acres.

One new forest was established this year by the United Counties of Leeds and Grenville known as Limerick Forest.

TABLE XVII—COUNTY FORESTS

Forest*	Area in Acres	Number of Trees	Fireguards Established or Maintained		New Fencing Rods	Fences Repaired Rods	Fires Acres	Insect Control Trees	Fungus Control Acres	Woodland Improvement Acres
			M.M.	M.E.						
Angus.....	991	386,225	31½	1¾	592	1,275				10
Sauble.....	1,484	167,000	4¾		80	30				5
Dufferin.....	1,077	21,000	16¾		33	215	150			18
Durham.....	1,074	57,000	5			200	2,400			4
Grey.....	949	314,500			385	40				
Hendrie.....	2,350	286,775	30		60	280	500			
Lanark.....	1,600	65,000								
Larose.....	1,825	160,550	29			100	100,000			20
Limerick.....	1,208	211,620			640	400				
Northumberland.....	1,141	140,000	9							5
Orr Lake.....	2,319	300,000	30			390	302,000			
Tosoronto.....	600	4,500	6							
Uxbridge.....	975	104,000	14			80	200	10		3
Victoria.....	1,715	18,000	11		40	180	2,000			
Vivian.....	1,174	93,250	23			350		125		35

*For ownership of each forest see TABLE VIII.

Note: M.M. = Miles Maintained.

M.E. = Miles Established.

4. SEED COLLECTING

Seed collecting this year as in former years centered at the Provincial Seed Extracting Plant at Angus. During the year a very important improvement to the plant was the equipping of the seed storage vault with refrigeration. This makes it possible now to keep seed under proper storage conditions and to prevent a drop in germination from year to year which always occurred with improper storage. It should be pointed out also under this heading that while Angus is officially known as the Provincial Seed Extracting Plant it is also the centre for storage for reforestation work throughout the Province. Here all planting and other equipment is stored, repairs made to equipment for county forests and hundreds of signs are made annually for county forests and municipal plantings.

Quantities of seeds regularly used by the nurseries were obtained in sufficient quantity mostly in the neighborhood of Angus. The quantity of red pine gathered for the year was rather small; namely, 6,813 bushels which came mostly from the three northern districts of Callander, Massey, and Pembroke.

TABLE XVIII
TREE SEED COLLECTED, 1940

<i>Conifers</i>	Number of Bushels	<i>Hardwoods</i>	Number of Bushels
Austrian Pine.....	33 6/8	Butternuts.....	104 4/8
Red Pine.....	6,813 3/8	Walnuts.....	1,119 7/8
Jack Pine.....	589 1/8	White Ash.....	121 3/8
Scotch Pine.....	403 6/8	Red Oak.....	119
Pitch Pine.....	4 4/8	Hard Maple.....	155 4/8
White Spruce.....	204 3/8	Silver Maple.....	121
Norway Spruce.....	58	Norway Maple.....	1
White Cedar.....	354 1/8	Hickory.....	2 1/8
Red Cedar.....	8	White Birch.....	15 4/8
Balsam.....	40	Yellow Birch.....	15 1/8
Tamarack.....	5 2/8	Rock Elm.....	14 4/8
		English Elm.....	1
		White Elm.....	40
		Ironwood.....	1 4/8
		Black Cherry.....	12
		Blue Beech.....	7/8
		Basswood.....	17
		Red Ash.....	9
		Honey Locust.....	15
		Black Locust.....	5
		Mountain Ash.....	9 4/8
		Catalpa.....	1
		Sycamore.....	1 6/8
Total.....	8,510 2/8	Total.....	1,903 1/8

5. EXTENSION ACTIVITIES

(1) DEMONSTRATION WOODLOTS

Along the main highways and country roads one frequently sees a sign "Demonstration Woodlot". This sign indicates that close at hand is a woodlot the owner of which has undertaken the task of caring for his woodlot under the guidance of a forester. In this way a practical demonstration in woodlot management is given to all the community. Other descriptive signs such as "Improvement Cuttings," "Fenced from Live Stock 1930", "Never Pastured", etc., are placed where they can be readily seen.

The number of demonstration woodlots was increased during the year from 345 to 428.

The following list shows the number in each county:

DEMONSTRATION WOODLOTS

Brant.....	4	Middlesex.....	14
Bruce.....	8	Norfolk.....	18
Carleton.....	2	Northumberland.....	15
Dufferin.....	9	Ontario.....	15
Dundas.....	6	Oxford.....	19
Durham.....	16	Perth.....	24
Elgin.....	13	Peel.....	20
Frontenac.....	2	Peterborough.....	16
Glengarry.....	1	Prince Edward.....	3
Grenville.....	5	Prescott.....	1
Grey.....	25	Renfrew.....	2
Haldimand.....	12	Stormont.....	2
Hastings.....	7	Simcoe.....	29
Haliburton.....	1	Victoria.....	6
Halton.....	19	Welland.....	14
Huron.....	15	Wellington.....	20
Kent.....	4	Wentworth.....	7
Lambton.....	8	York.....	32
Lanark.....	2		
Leeds.....	9		
Lincoln.....	3	Total.....	428

(2) INSPECTIONS

Many of the larger private planting projects were visited by this Department at the request of the owner. This policy is considered advisable to see that the material supplied is used to the fullest advantage.

Inspections and advice was also given on many Municipal and Provincial undertakings.

(3) EXHIBITS

Many valuable contacts were made, through the medium of exhibits, to persons and organizations interested in reforestation.

These exhibits are usually displayed at places where the attendance is largely drawn from the rural population, viz., Fall Fairs and important Plowing Matches.

(4) FIELD DAYS

In co-operation with the Ontario Conservation and Reforestation Association, Field days were held in Bruce, York and Hastings counties also a Field Day for Eastern Ontario at Sand Banks in Prince Edward County.

Much interest was shown by the public and press of the locality, in these valuable practical demonstrations of Reforestation and Conservation.

(5) LECTURES

Considerable extension work was done through the medium of lectures. This included lectures at Department of Agriculture Winter Short Courses, Department of Indian Affairs Agriculture Courses, High Schools, Service Clubs, Municipal Organizations, Junior Farmers Clubs, etc. Also a series of twelve lectures were given during the winter to students of the Ontario Agricultural College at Guelph.

TABLE XIX—REFORESTATION INCOME

	Amount
Sale of Seed.....	\$ 5.75
Sale of Wood.....	1,943.85
Sale of Trees.....	62.23
Sale of Apples.....	476.90
Rents.....	2,554.33
Miscellaneous.....	600.08
Total.....	5643.14

REPORT
OF THE
INSPECTOR OF LEGAL
OFFICES
ONTARIO
1941

PRINTED BY ORDER OF
THE LEGISLATIVE ASSEMBLY OF ONTARIO
SESSIONAL PAPER NO. 5, 1942



TORONTO
Printed and Published by T. E. Bowman
Printer to the King's Most Excellent Majesty
1942



TO THE HONOURABLE ALBERT MATTHEWS,
Lieutenant-Governor of the Province of Ontario.

MAY IT PLEASE YOUR HONOUR:

The undersigned begs respectfully to present to Your Honour the Annual Report of the Inspector of Legal Offices for the year ending 31st December, 1941.

G. D. CONANT,
Attorney-General.

Toronto, March 31st, 1942.



REPORT OF THE Inspector of Legal Offices Ontario, 1941

Parliament Buildings,
Toronto, Ontario.

THE HONOURABLE G. D. CONANT, K.C.,
Attorney-General of the Province of Ontario.

Sir:

I have the honour to present my report as Inspector of Legal Offices for the year ending December 31st, 1941.

Mr. R. C. Buckley, who was Acting Inspector of Legal Offices for the first five months of last year, resumed his position as Departmental Accountant on the first of June, 1941. The Assistant Inspectors, Messrs. H. R. Polson and H. C. Moore, have visited the majority of the offices in their charge during the past year, and have offered many useful and helpful suggestions. In addition, Mr. J. H. Dignam and Mr. F. J. Reddin, Auditors, in accordance with their usual practice, have made an audit and inspection of every legal office in the Province, with the exception of a few isolated Division Courts.

During the year a complete Block Tariff system was initiated in the Division Courts of the Province with the assistance of representative Clerks and Bailiffs of Courts, and solicitors and representatives of Collection Agencies, and put into effect as of the first of September, 1941. The tariff, as approved by Order-in-Council, is published in book form with a list of all Clerks and Bailiffs in the Province, and copies are obtainable from this office.

During the year the various officials in the different parts of the Province have been faithful and painstaking in their duties and have co-operated with this office in seeing that the public is properly and efficiently served. I take this opportunity of thanking all officials in the legal offices for the kindness and courtesy shown to me during the time that I have occupied this position.

The following is the total revenue collected by the legal offices of the Province and the disposition of such money:

TOTAL REVENUE COLLECTED DURING 1941 LEGAL OFFICES, PROVINCE OF ONTARIO

Magistrates' Fines	\$ 310,876.77
Magistrates' Fees	31,186.29
<i>(The above amounts do not include statutory amounts paid to municipalities, nor fines and fees paid direct by Magistrates to the Federal Government and to the Inspectors under The Liquor Control Act.)</i>	
Registrars of Deeds and Local Masters of Titles, Fees	62,341.00
Registrars of Deeds and Local Masters of Titles, Land Transfer Tax	238,472.46
Local Registrars, S.C.O., County and District Court Clerks and Surrogate Registrars, Cash Fees	238,806.22
Local Registrars, S.C.O., County and District Court Clerks and Surrogate Registrars, Law Stamps	385,892.25
Crown Attorneys and Clerks of the Peace, Fees	48,186.07
Crown Attorneys and Clerks of the Peace, Fines and Estreated Bail	2,205.39
Sheriffs' Fees	35,342.00
Division Court Clerks' and Bailiffs' Fees	39,823.36
Miscellaneous Revenue	6,362.69
	\$1,399,494.50

DISPOSITION

Amount Paid through Inspector of Legal Offices to Treasury Department.....	\$ 775,129.79
Amount Paid Direct to Treasury Department in Land Transfer Tax.....	238,472.46
Amount Paid Direct to Treasury Department in Purchase of Law Stamps.....	385,892.25
	\$1,399,494.50
Amount Paid to Inspector of Legal Offices and Transferred to the Treasury Department, Afterwards Transferred by Journal Entry to Other Departments of the Government, as follows:	
Department of Highways.....	\$ 86,542.93
Department of Game & Fisheries.....	21,632.19
Department of Labour.....	685.00
Department of Agriculture.....	695.50
	\$ 109,555.62

It is gratifying to observe that the volume of fees remitted to the Treasury has increased over last year.

I attach hereto the schedules and statements in reference to the specific details of the offices and administration:

1. Statements—Osgoode Hall Offices (Surrogate Clerk, Administrative Branch, Appellate Division and Master's Office).
2. Financial Statement of Judicial Offices, namely, Sheriffs, Surrogate Judges, Local Masters, S.C.O., County and District Court Clerks and Surrogate Registrars, Crown Attorneys and Clerks of the Peace.
3. Financial Statement representing Local Masters of Titles and Registrars of Deeds.
4. Financial Statement respecting Magistrates.
5. Statement *re* Juvenile Courts.
6. Statement *re* Division Court Clerks and Bailiffs.
7. Appointments.

All of which is respectfully submitted.

I have the honour to be, Sir,

Your obedient servant,

HUGH H. DONALD,

Inspector of Legal Offices.

**Statements
and
Appointments**

ANNUAL REPORT FOR YEAR 1941, SURROGATE CLERK'S OFFICE

1. Number of Notices of Application for Probate and Administration and Certificates Issued.....	12,737
2. Number of Notices of Application for Guardianship Received and Certificates Issued.....	48
3. Number of Caveats Filed.....	79
4. Number of Searches in Office Paid for other than by Surrogate Registrars.....	207
5. Number of Deeds of Election Filed.....	4
6. Total Number of Supreme Court Orders Filed.....	23
7. Total Fees for 1941.....	\$6,970.10

**REPORT OF THE BUSINESS OF THE ADMINISTRATIVE BRANCH FOR THE
YEAR ENDING WITH THE 31st OF DECEMBER, 1941
SENIOR REGISTRAR'S BRANCH**

Number of writs or summons issued (of which 49 were concurrent writs).....	2,553
Actions entered in procedure book, commenced by writs issued during the year 1941.....	1,719
Actions entered in procedure book, transferred from county court during 1941.....	30
Actions entered in procedure book, commenced by writ during previous years.....	39
Actions entered in procedure book otherwise than by writs.....	130
Praecipe orders issued.....	73
Records passed.....	1,160
Writs of execution, <i>Fi Fa</i> , issued.....	342
Writs of execution, renewals, alias and pluries.....	342
Actions entered for trial with jury.....	161
Actions entered for trial without jury.....	904
Amount of jury fees paid City Treasurer.....	\$459.00
Court orders.....	3,649
Mechanics' lien orders entered.....	150
Attorney-General orders entered.....	162
Fiats entered.....	622
Change of names filed.....	152
Judgments after trial, etc.....	398
Judgments by default, mortgage actions.....	380
Judgments by default, ordinary actions.....	113
Judgments <i>nisi</i> signed.....	671
Judgments absolute signed.....	580
Judgments in Mechanics' liens.....	26
Judgments in respect of writs issued, year 1936.....	8
Judgments in respect of writs issued, year 1937.....	24
Judgments in respect of writs issued, year 1938.....	30
Judgments in respect of writs issued, year 1939.....	121
Judgments in respect of writs issued, year 1940.....	764
Judgments in respect of writs issued, year 1941.....	1,208
Interlocutory judgments signed.....	1
Total judgments entered.....	2,176
Amount recovered on judgments, exclusive of costs.....	\$2,258,515.09
Amount of taxed costs (including disbursements on judgments of all kinds).....	\$90,400.70
Fees paid in law stamps in Registrar's Office.....	\$32,326.90
Fees paid in law stamps in Appellate Division.....	\$1,081.20

**IN THE SUPREME COURT OF ONTARIO (COURT OF APPEAL)
REPORT FOR THE YEAR ENDING 31st OF DECEMBER, 1941**

1. Number of Criminal Appeals set down, of which 99 were heard and disposed of, 15 not made ready, and 6 discontinued	120
2. Number of Criminal Appeals heard and disposed of, of which 23 were set down in 1940 and 99 in 1941.....	122
3. Number of Criminal Applications "in writing" for leave to appeal refused	120
4. Number of Civil Appeals set down, of which 172 were heard and disposed of, 80 not made ready, and 28 discontinued	280
5. Number of Civil Appeals heard and disposed of, of which 51 were set down in 1940 and 172 in 1941	223
6. Number of Appeals standing for judgment as of December 31st, 1941	nil
7. Number of Court Motions heard and disposed of.....	29
8. Number of Appeals in which written reasons for judgment were given	73

APPEALS HEARD AND DISPOSED OF

CRIMINAL

	Conviction Quashed	Dis- missed	Varied	New Trial Directed	Total
By Attorney-General for Ontario.....	1	4	14	19
By Accused	24	53	18	6	101

CIVIL

	Allowed	Dis- missed	Varied	New Trial Directed	Settled	Total
Supreme Court Trial or Single Judge.....	31	79	13	4	3	130
County or District Court	13	43	6	4	1	67
Division Court	6	11	2	4	1	24
Assistant Master, S.C.O.		1	1

**ANNUAL RETURN OF FEES COLLECTED IN LAW STAMPS, MASTER'S OFFICE,
AND TAXING OFFICE, FOR YEAR ENDING 31st DECEMBER, 1941**

Master and Assistant Master (References).....	\$ 898.90
Mechanics' Liens.....	188.40
Mortgage References	1,433.10
Taxing Officer's Fees.....	1,112.80
	<u>\$3,633.20</u>

REPORT OF PERSONNEL, EARNINGS, DISBURSEMENTS, ETC., OF JUDICIAL OFFICERS THROUGHOUT THE
PROVINCE OF ONTARIO FOR THE YEAR ENDING 31st DECEMBER, 1941

COUNTY OR DISTRICT	OFFICE	OFFICER	FEES EARNED IN CASH		FEES EARNED IN LAW STAMPS		TOTAL FEES EARNED		DISBURSEMENTS		NET INCOME OR SALARY OF OFFICER		SURPLUS FEES PAID TO PROVINCE	
			\$	c.	\$	c.	\$	c.	\$	c.	\$	c.	\$	c.
ALGOMA: Sault Ste. Marie.	Sheriff	R. E. Stone	7,582.64		2,081.00		9,663.64		4,182.60		3,000.00		400.04	
	Local Registrar	do												
	District Court Clerk	do												
	Surrogate Registrar	do												
	Surrogate Judge	J. H. McDonald			16.90		16.90				1,000.00			
BRANT: Brantford	Local Master	do	5,522.64				5,522.64		1,237.29		3,985.35			
	Crown Attorney	W. S. Maguire												
	Clerk of the Peace	do												
	Clerk of the Peace	C. S. Tapscott	11,563.28		4,211.15		15,774.43		4,883.65		4,033.33		2,646.30	
BRUCE: Walkerton	Local Registrar	do												
	County Court Clerk	do												
	Surrogate Registrar	do												
	Surrogate Judge	D. J. Cowan									1,000.00			
	Local Master	A. D. Hardy			59.00		59.00							
	Crown Attorney	E. R. Reid (<i>Act'g</i>)	4,841.71				4,841.71		1,025.44		3,500.00		316.27	
	Clerk of the Peace	do												
	Local Registrar	H. A. McGillivray	6,976.81		3,577.10		10,553.91		3,295.08		3,681.73			
	County Court Clerk	do												
CARLETON: Ottawa	Surrogate Registrar	do									1,000.00			
	Surrogate Judge	do												
	Local Master	do			64.35		64.35							
	Crown Attorney	W. G. Owens	4,585.18				4,585.18		410.28		4,087.45		87.45	
	Clerk of the Peace	J. W. Freeborn												
SHERIFF: Ottawa	Sheriff	S. Crooks	9,389.39		53.00		9,442.39		3,744.46		4,472.47		1,172.46	
	Local Registrar	do	5,663.40				5,663.40		2,450.47		3,212.93			
	Local Master	F. A. Magee												
	County Court Clerk	do												
	Surrogate Registrar	do												
	Surrogate Judge	C. L. Bray	23,537.26		17,461.50		40,998.76		4,099.60		4,033.33		15,404.33	
SHERIFF: Ottawa	Crown Attorney	E. J. Daly									1,000.00			
	Clerk of the Peace	R. Mercier									annum.			
		do									\$5,000.00	per		

COCHRANE: Cochrane	Sheriff	J. D. Mackay	5,782.85	1,643.80	5,782.85	2,227.37	3,555.48	408.25	
	Local Registrar	W. L. Warrell	4,529.85		6,173.65	1,096.60	3,025.00		
	District Court Clerk	do							
	Surrogate Registrar	do							
	Surrogate Judge	R. A. Danis		20.10	20.10		1,000.00		
	Local Master	do		Fees commuted at		\$3,500.00 per	annum.		
	Crown Attorney	S. A. Caldbrick			2,166.03	430.78	1,735.25		
	Clerk of the Peace	do	2,166.03						
	Ass't Crown Attorney	J. A. A. Duranceau							
	Ass't Clerk of the Peace	do							
	DUFFERIN: Orangeville	Sheriff	T. K. Slack	4,133.26	1,692.70	5,825.96	1,638.10		2,495.16
Local Registrar		do							
County Court Clerk		do							
Surrogate Registrar		do							
Surrogate Judge		W. T. Robb		10.70	10.70		1,000.00		
Local Master		do		Fees commuted at		\$1,270.00 per	annum.		
ELGIN: St. Thomas	Crown Attorney	R. D. Evans							
	Clerk of the Peace	do							
	Sheriff	I. D. Cameron	10,736.42	5,120.05	15,856.47	2,609.06	3,781.25		
	Local Registrar	do							
	County Court Clerk	do							
ESSEX: Windsor	Surrogate Registrar	D. C. Ross		54.80	54.80		1,000.00		
	Surrogate Judge	do			4,136.99	1,122.92	3,014.07		
	Local Master	E. W. Haines	4,136.99						
	Crown Attorney	do							
	Clerk of the Peace	do							
ESSEX: Windsor	Sheriff	A. A. Marentette	10,968.21	10,229.45	10,968.21	6,011.16	3,781.25		
	Local Registrar	A. A. MacKinnon (a)	18,263.61		25,836.96	5,402.65	4,068.51		
	County Court Clerk	do							
	Surrogate Registrar	do							
	Surrogate Judge	J. J. Coughlin							
	Local Master	A. C. Bell (Ar't'g)	191.40				1,000.00		
Crown Attorney	J. S. Allan					191.40			
Clerk of the Peace	do								
Ass't Crown Attorney	R. J. DesRosiers					\$6,000.00 per	annum.		

(a) A. A. MacKinnon's salary increased to \$4,200.00 from 1st Nov., 1941.

REPORT OF PERSONNEL, EARNINGS, DISBURSEMENTS, ETC., OF JUDICIAL OFFICERS THROUGHOUT THE
PROVINCE OF ONTARIO FOR THE YEAR ENDING 31st DECEMBER, 1941 (Cont'd)

COUNTY OR DISTRICT	OFFICE	OFFICER	FEES EARNED IN CASH	FEES EARNED IN LAW STAMPS	TOTAL FEES EARNED	DISBURSEMENTS	NET INCOME OR SALARY OF OFFICER	SURPLUS FEES PAID TO PROVINCE
			\$ c.	\$ c.	\$ c.	\$ c.	\$ c.	\$ c.
FRONTENAC: Kingston	Sheriff	F. R. M. Davies	3,317.99		3,317.99	616.94	2,500.00	201.05
	Local Registrar	C. H. Wood	3,607.25	770.30	4,377.55	907.25	2,700.00	
	County Court Clerk	H. E. Richardson	5,087.55	5,122.40	10,209.95	247.30	2,823.30	2,016.95
	Surrogate Registrar	J. C. Reynolds					1,000.00	
	Surrogate Judge	do						
	Local Master	T. J. Rigney	3,874.82	11.50	3,874.82	943.12	2,931.70	
Clerk of the Peace	do							
GREY: Owen Sound	Sheriff	R. G. Benedict (Act'g)	10,209.37	4,942.40	15,151.77	2,152.65	1,800.00	4,946.65
	Local Registrar	Miss L. M. Brown (Act'g)					1,310.07	
	County Court Clerk	do						
	Surrogate Registrar	do						
	Surrogate Judge	G. W. Morley					1,000.00	
	Local Master	do		111.70	111.70			
Crown Attorney	J. F. P. Birnie	5,692.49		5,692.49	1,186.32	4,256.83	249.34	
Clerk of the Peace	do							
HALDIMAND: Cayuga	Sheriff	R. F. Miller (a)	5,210.63	2,024.45	7,235.08	2,012.37	3,437.50	686.78
	Local Registrar	do						
	County Court Clerk	do						
	Surrogate Registrar	do						
	Surrogate Judge	W. S. West					1,000.00	
	Local Master	do						
Crown Attorney	H. Arrell	3,545.08		3,545.08	876.64	2,668.44		
Clerk of the Peace	do							
HALTON: Milton	Sheriff	W. J. L. Hampshire (b)	7,426.91	3,455.40	10,882.31	3,016.72	2,060.40	2,349.79
	Local Registrar	do						
	County Court Clerk	do						
	Surrogate Registrar	do						
	Surrogate Judge	W. N. Munro					1,000.00	
	Local Master	do		29.80	29.80			
Crown Attorney	W. I. Dick	2,424.50		2,424.50	425.57	1,998.93		
Clerk of the Peace	do							

HASTINGS: Belleville.....	J. D. O'Flynn..... do do do J. C. A. Cameron..... W. C. Mikel..... B. C. Donnan..... do	10,968.26 379.69 10,025.27	3,580.00	14,548.26 379.69 10,025.27	4,208.77 2,360.44	4,033.34 1,000.00 379.69 4,958.11	2,726.15 2,706.72
HURON: Godertich.....	W. Nelson Hill (c)..... do do do T. M. Costello..... D. E. Holmes..... do	11,597.93 5,888.94	5,548.60 11.20	17,146.53 11.20 5,888.94	3,547.25 1,131.33	2,775.00 1,000.00 4,378.81	5,275.68 378.80
KENORA: Kenora.....	L. D. MacCallum..... E. Appleton..... do do E. C. Popham..... L. A. McLennan..... do	2,911.70 3,106.55 3,187.94	990.00	2,911.70 4,096.55 3,187.94	312.21 579.82 1,131.88	2,599.49 2,400.00 1,000.00 2,056.06	126.73
KENT: Chatham.....	E. W. Hardey..... D. E. Douglas..... do do Uriah McFadden..... do A. D. Bell..... do	4,376.94 9,170.30 7,702.88	6,483.55 35.70	4,376.94 15,653.85 35.70 7,702.88	2,204.01 2,632.34 1,822.50	2,172.93 3,781.25 1,000.00 4,720.09	2,756.71 1,160.29

(a) R. F. Miller appointed to combined offices of Sheriff and Local Registrar, etc., from 5th July, 1941; J. C. Payne, former Local Registrar, died 22nd Apr., 1941; Miss Alice Murphy, Deputy, acted in the interval; Figures shown are for whole year.

(b) W. J. L. Hampshire's salary increased to \$2,500.00 per annum from 1st Dec., 1941.

(c) W. Nelson Hill appointed 1st Feb., 1941; R. Johnston having resigned; Figures shown are for whole year.

REPORT OF PERSONNEL, EARNINGS, DISBURSEMENTS, ETC., OF JUDICIAL OFFICERS THROUGHOUT THE
PROVINCE OF ONTARIO FOR THE YEAR ENDING 31st DECEMBER, 1941 (Cont'd)

COUNTY OR DISTRICT	OFFICE	OFFICER	FEES EARNED IN CASH	FEES EARNED IN LAW STAMPS	TOTAL FEES EARNED	DISBURSEMENTS	NET INCOME OR SALARY OF OFFICER	SURPLUS FEES PAID TO PROVINCE
			\$ c.	\$ c.	\$ c.	\$ c.	\$ c.	\$ c.
LAMBTON: Sarnia	Sheriff	A. J. Johnston	3,452.61		3,452.61	527.72	2,924.89	
	Local Registrar	D. S. Whyte	7,101.81		11,877.06	1,441.13	3,500.00	2,160.68
	County Court Clerk	do						
	Surrogate Registrar	M. A. Miller					1,000.00	
	Surrogate Judge	do						
	Local Master	do		58.90	58.90			
LANARK: Perth	Crown Attorney	H. M. Taylor						
	Clerk of the Peace	do						
	Sheriff	J. S. L. McNeely	6,063.84		9,556.44	2,102.21	3,529.10	432.53
	Local Registrar	do						
	County Court Clerk	do						
	Surrogate Registrar	do						
LEEDS AND GRENVILLE: Brockville	Surrogate Judge	F. W. Wilson					1,000.00	
	Local Master	do			56.00			
	Crown Attorney	W. W. Pollock						
	Clerk of the Peace	do						
	Sheriff	R. J. Gill	9,221.72		13,490.82	5,625.83	3,025.00	570.89
	Local Registrar	do						
LENNOX AND ADDINGTON: Napawee	County Court Clerk	do						
	Surrogate Registrar	do						
	Surrogate Judge	M. B. Tudhope					1,000.00	
	Local Master	do			58.10			
	Crown Attorney	H. Atkinson	4,761.38		4,761.38	678.00	4,041.69	41.69
	Clerk of the Peace	do						
LENNOX AND ADDINGTON: Napawee	Sheriff	J. L. Haycock	4,390.76		5,819.01	1,166.78	2,520.83	703.15
	Local Registrar	do						
	County Court Clerk	do						
	Surrogate Registrar	do						
	Surrogate Judge	J. E. Madden					1,000.00	
	Local Master	do			15.10			
LENNOX AND ADDINGTON: Napawee	Crown Attorney	K. S. Ham	2,591.13		2,591.13	535.57	2,055.56	
	Clerk of the Peace	do						

LINCOLN:	Sheriff	F. J. Graves	4,618.77	4,618.77	4,618.77	1,469.29	3,119.59	29.89
St. Catharines:	Local Registrar	E. J. Lovelace	8,190.20	4,082.15	12,272.35	1,986.15	3,781.25	2,422.80
	County Court Clerk	do						
	Surrogate Registrar	J. G. S. Stanbury		104.30	104.30		1,000.00	
	Local Master	do						
	Crown Attorney	E. H. Lancaster	4,037.15		4,037.15	1,080.30	2,956.85	
	Clerk of the Peace	do						
MANITOULIN:	Sheriff	W. I. Wagg	2,217.93	451.60	2,669.53	1,432.75	785.18	
Gore Bay	Local Registrar	do						
	District Court Clerk	do						
	Surrogate Registrar	do						
	Local Master	A. B. Currey					1,000.00	
	Crown Attorney	do						
	Clerk of the Peace	W. F. McRae	1,671.30		1,671.30	150.00	1,521.30	
MIDDLESEX:	Sheriff	D. A. Graham	9,039.59	16,394.15	9,039.59	3,623.62	5,415.97	8,018.59
London	Local Registrar	G. H. Tennent	20,467.53		36,861.68	7,911.44	4,537.50	
	County Court Clerk	do						
	Surrogate Registrar	do						
	Local Master	Jos. Wearing		143.00	143.00		1,000.00	
	Crown Attorney	Judge A. A. Ingram					1,000.00	
	Clerk of the Peace	N. F. Newton	11,158.62		11,158.62	2,284.18	5,109.31	3,765.13
MUSKOKA:	Sheriff	C. S. Salmon	3,706.50	1,266.80	4,973.30	884.50	2,016.70	805.30
Bracebridge	Local Registrar	do						
	District Court Clerk	do						
	Surrogate Registrar	do						
	Local Master	E. A. Wright		11.20	11.20		1,000.00	
	Crown Attorney	do						
	Clerk of the Peace	E. W. Clairmont	3,157.74		3,157.74	708.76	2,448.98	
NIPISSING:	Sheriff	A. B. Girard	5,754.24	1,937.50	7,691.74	2,482.65	3,025.00	247.09
North Bay	Local Registrar	do						
	District Court Clerk	do						
	Surrogate Registrar	do						
	Local Master	J. A. S. Plouffe		6.40	6.40		1,000.00	
	Crown Attorney	do						
	Clerk of the Peace	E. A. Tilley	4,262.35		4,262.35	1,239.88	3,022.47	

REPORT OF PERSONNEL, EARNINGS, DISBURSEMENTS, ETC., OF JUDICIAL OFFICERS THROUGHOUT THE PROVINCE OF ONTARIO FOR THE YEAR ENDING 31st DECEMBER, 1941 (Cont'd)

COUNTY OR DISTRICT	OFFICE	OFFICER	FEES EARNED IN CASH	FEES EARNED IN LAW STAMPS	TOTAL FEES EARNED	DISBURSEMENTS	NET INCOME OR SALARY OF OFFICER	SURPLUS FEES PAID TO PROVINCE
			\$ c.	\$ c.	\$ c.	\$ c.	\$ c.	\$ c.
NORFOLK: Simcoe	Sheriff	W. H. Mason (a)	8,054.07	3,427.91	11,481.98	3,725.60	2,573.32	1,755.15
	Local Registrar	do						
	County Court Clerk	do						
	Surrogate Registrar	do						
	Surrogate Judge	A. T. Boles		138.57	138.57	.91	1,000.00	
	Local Master	do						
NORTHUMBERLAND AND DURHAM: Cobourg	Crown Attorney	W. E. Kelly						
	Clerk of the Peace	do						
	Sheriff	J. T. Field	10,146.34	5,401.45	15,547.79	3,813.09	4,033.34	2,299.91
	Local Registrar	do						
	County Court Clerk	do						
	Surrogate Registrar	do						
ONTARIO: Whitby	Surrogate Judge	L. V. O'Connor		22.60	22.60		1,000.00	
	Local Master	do						
	Crown Attorney	H. R. Deyman	5,419.69		5,419.69	1,537.10	3,882.59	
	Clerk of the Peace	do						
	Sheriff	H. Bascom	12,191.11	5,389.60	17,580.71	4,930.49	4,033.33	3,227.29
	Local Registrar	do						
OXFORD: Woodstock	County Court Clerk	do						
	Surrogate Registrar	do						
	Surrogate Judge	D. B. Coleman		17.00	17.00		1,000.00	
	Local Master	do						
	Crown Attorney	A. F. Annis	7,713.62		7,713.62	1,371.84	4,787.78	1,513.10
	Clerk of the Peace	do						
WOODSTOCK:	Sheriff	C. E. Sutherland	10,384.86	5,012.60	15,397.46	4,365.35	4,033.33	1,986.18
	Local Registrar	do						
	County Court Clerk	do						
	Surrogate Registrar	do						
	Surrogate Judge	F. E. Perrin		42.20	42.20		1,000.00	
	Local Master	do						
WOODSTOCK:	Crown Attorney	Craig McKay	4,444.89		4,444.89			
	Clerk of the Peace	do				790.79		

PARRY SOUND: Parry Sound.....	Sheriff.....	3,386.39	1,530.75	3,386.39	1,127.21	2,259.18	338.31
	Local Registrar.....	2,438.41		3,969.16		1,815.00	
	District Court Clerk.....						
	Surrogate Registrar.....					1,000.00	
	Surrogate Judge.....					3,052.13	
PEEL: Brampton.....	Local Master.....	3,559.01		3,559.01	506.88		
	Crown Attorney.....						
	Clerk of the Peace.....						
	Sheriff.....	3,470.24		3,470.24	1,652.35	512.50	1,305.39
	Local Registrar.....	4,060.65	2,268.75	6,329.40	968.30	2,420.00	672.35
PERMUI: Stratford.....	County Court Clerk.....						
	Surrogate Registrar.....						
	Surrogate Judge.....		35.10	35.10			
	Local Master.....	3,228.74		3,228.74	550.00	2,678.74	
	Crown Attorney.....						
PETERBOROUGH: Peterborough.....	Clerk of the Peace.....			14,448.01	4,495.62	3,781.24	1,356.60
	Sheriff.....	9,633.46	4,814.55				
	Local Registrar.....						
	County Court Clerk.....		114.20	114.20			
	Surrogate Registrar.....						
PRESCOTT AND RUSSELL: L'Orignal.....	Local Master.....	5,164.94		5,164.94	855.36	1,000.00	154.79
	Surrogate Judge.....					4,154.79	
	Crown Attorney.....						
	Clerk of the Peace.....						
	Sheriff.....	9,222.19	3,449.25	12,671.44	2,744.69	847.00	3,815.50
RUSSELL: L'Orignal.....	Local Registrar.....					1,815.00	
	County Court Clerk.....						
	Surrogate Registrar.....						
	Surrogate Judge.....		17.50	17.50	9.53	1,000.00	
	Local Master.....	4,654.46		4,654.46	641.90	4,006.28	6.28
RUSSELL: L'Orignal.....	Crown Attorney.....						
	Clerk of the Peace.....						
	Sheriff.....	5,543.54	1,415.00	6,958.54	2,617.51	2,926.03	
	Local Registrar.....						
	County Court Clerk.....						
RUSSELL: L'Orignal.....	Surrogate Registrar.....						
	Surrogate Judge.....						
	Local Master.....	3,494.33	17.70	17.70	1,220.28	1,000.00	
	Crown Attorney.....						
	Clerk of the Peace.....						2,274.05

(a) W. H. Mason's salary increased to \$2,800.00 per annum from 1st Nov., 1941.

INSPECTOR OF LEGAL OFFICES FOR 1941

19

STORMONT, DUNDAS AND GLENGARRY: Cornwall	Sheriff Local Registrar County Court Clerk Surrogate Registrar Surrogate Judge Local Master Crown Attorney Clerk of the Peace	10,168.54	4,396.10	15,564.64	4,249.25	2,178.00	3,730.29
	J. G. Harkness (<i>Act'g</i>) do do do F. T. Costello do do J. G. Harkness do						
			87.50 Fees commuted at	87.50	\$2,830.00 per	annum.	
SUDBURY: Sudbury	Sheriff Local Registrar District Court Clerk Surrogate Registrar Surrogate Judge Local Master Crown Attorney Clerk of the Peace	5,907.05 6,370.35	2,605.20	5,907.05 8,975.55	2,062.89 1,417.92	3,584.58 3,781.24	259.58 1,171.19
	M. Arthur do do do E. Proulx do E. D. Wilkins do						
			13.50 Fees commuted at	13.50	\$5,000.00 per	annum.	
TEMISKAMING: Haileybury	Sheriff Local Registrar District Court Clerk Surrogate Registrar Surrogate Judge Local Master Crown Attorney Clerk of the Peace	7,318.65	1,926.15	9,244.80	3,019.96	3,025.00	1,273.69
	H. Clifford do do do G. H. Hayward do D. G. Dean (<i>Act'g</i>) do						
			35.30	35.30	2,244.18	3,000.00	1,486.06
THUNDER BAY: Port Arthur	Sheriff Local Registrar District Court Clerk Surrogate Registrar Surrogate Judge Local Master Crown Attorney Clerk of the Peace	7,753.87 7,522.48	2,914.35	7,753.87 10,436.83	3,509.78 2,468.57	2,500.00 3,025.00	1,744.09 2,028.91
	H. Thompson do do do A. J. McComber do P. V. Ibbetson do						
				3,372.75	506.24	1,000.00	2,866.51

(a) C. L. Sundin appointed 8th Apr., 1941; W. P. Pilkey having died 23rd Mar., 1941; N. L. Croome, Crown Attorney, acted in the meantime.

(b) Judge J. G. Harvie appointed Local Master, 22nd Oct., 1941.

(c) Judge W. T. Robb appointed Local Master, *pro tem*, 18th Apr., 1941, and acted until appointment of Judge Harvie.

REPORT OF PERSONNEL, EARNINGS, DISBURSEMENTS, ETC., OF JUDICIAL OFFICERS THROUGHOUT THE PROVINCE OF ONTARIO FOR THE YEAR ENDING 31st DECEMBER, 1941 (Cont'd)

COUNTY OR DISTRICT	OFFICE	OFFICER	FEEES EARNED IN CASH	FEEES EARNED IN LAW STAMPS	TOTAL FEEES EARNED	DISBURSEMENTS	NET INCOME OR SALARY OF OFFICER	SURPLUS FEEES PAID TO PROVINCE
			\$ c.	\$ c.	\$ c.	\$ c.	\$ c.	\$ c.
VICTORIA: Lindsay	Sheriff	A. J. Campbell (<i>Act'g</i>)	1,728.33		1,728.33	194.74	1,212.50	321.09
	Local Registrar	Miss M. C. Soothran	3,756.72		7,819.45	982.52	1,636.25	1,138.15
	County Court Clerk	do						
	Surrogate Registrar	J. A. McGibbon		1.40	1.40		1,000.00	
	Surrogate Judge	do						
	Local Master	J. E. Anderson	2,882.65		2,882.65	738.60	2,144.05	
WATERLOO: Kitchener	Crown Attorney	do						
	Clerk of the Peace	G. H. Gillies	18,549.04		29,536.90	5,553.56	3,025.00	9,970.48
	Sheriff	do						
	Local Registrar	do						
	County Court Clerk	do						
	Surrogate Registrar	E. W. Clement					1,000.00	
WELLAND: Welland	Surrogate Judge	do						
	Local Master	do			120.40			
	Crown Attorney	W. P. Clement					annum.	
	Clerk of the Peace	do						
	Sheriff	V. L. Davidson	6,626.38		6,626.38	2,259.14	4,367.24	
	Local Registrar	J. E. Coboc	12,566.10		20,374.33	3,213.37	5,026.81	4,325.92
WELLINGTON: Guelph	County Court Clerk	do						
	Surrogate Registrar	L. B. C. Livingstone		58.20	58.20		1,000.00	
	Surrogate Judge	do						
	Local Master	do						
	Crown Attorney	H. W. Maccomb	7,497.97		7,497.97	2,129.32	4,592.17	776.48
	Clerk of the Peace	do						
WELLINGTON: Guelph	Sheriff	H. C. Waand	11,095.61		16,243.81	3,144.87	4,033.33	3,917.41
	Local Registrar	do						
	County Court Clerk	do						
	Surrogate Registrar	do						
	Local Master	do						
	Surrogate Judge	R. L. MacKinnon	117.45		117.45		1,000.00	
Crown Attorney	J. M. Kearns					annum.		
Clerk of the Peace	do							
								\$3,450.00 per annum.

WENTWORTH:										
Hamilton:										
	Sheriff	A. C. Caldwell (a)	16,421.00	17,123.00	16,421.00	6,259.24	3,699.97	6,461.79		
	Local Registrar	S. G. Sims (Art'g)	27,760.65		44,883.65	4,581.25	2,825.00	20,354.40		
	County Court Clerk	do								
	Surrogate Registrar	do								
	Surrogate Judge	E. F. Lazier		172.50	172.50		1,000.00			
	Local Master	do								
	Crown Attorney	Judge W. F. Schwenger					1,000.00			
	Clerk of the Peace	H. F. McCulloch (b)								
	Ass't Crown Attorney	do								
		H. F. Brown (c)								
YORK:										
Toronto:										
	Sheriff	W. H. S. Cane	71,345.06		71,345.06	48,335.69	4,033.32	18,976.05		
	County Court Clerk	A. S. Winchester	41,910.15		41,910.15	14,487.14	4,537.50	22,885.51		
	Surrogate Registrar	do	87,851.05		183,034.00	10,101.00		77,750.05		
	Crown Attorney	J. W. McFadden		95,182.95						
	Ass't Crown Attorney	W. O. Gibson								
	do	F. I. Malone								
	do	N. Borius								
	do	N. L. Matthews	1,312.12							
	do	R. G. Lewis (d)								
	do	Chas. Hamm (e)								
	Clerk of the Peace	W. W. Denison	11,986.97		11,986.97	7,476.19	4,033.33	477.55		
	Surrogate Judge	James Parker								
	do	J. A. Jackson								
	do	J. M. Macdonell								
	do	T. H. Barton								
	do	A. E. Honeywell								
	do	F. Denton								
	do	J. E. Lovering								
	do	J. A. Shea								
	do	O. E. Klein								

(a) A. C. Caldwell appointed 1st Feb., 1941, at \$4,000.00 per annum, to be paid out of fees of office.

(b) H. F. McCulloch appointed 9th Apr., 1941, at \$4,500.00 per annum; G. W. Ballard died 5th Apr., 1941.

(c) H. F. Brown appointed Ass't Crown Attorney, effective 1st May, 1941, at a salary of \$1,500.00 per annum.

(d) R. G. Lewis appointed Ass't Crown Attorney, effective 15th Nov., 1941, at \$2,500.00 per annum.

(e) Chas. Hamm appointed Ass't Crown Attorney, pro tem, 10th Oct., 1941.



COMMUTED CROWN ATTORNEYS AND CLERKS OF THE PEACE, 1941

COUNTY OR DISTRICT AND ADDRESS	NAME	GROSS EARNINGS		GROSS RECEIPTS		SALARY PAID BY PROVINCE		SALARY PAID OUT OF FEES		ALLOWANCE PAID BY PROVINCE FOR OFFICE EXPENSES		DISBURSEMENTS DEDUCTED FROM RECEIPTS		AMOUNT RECEIVED BY PROVINCE	
		\$	c.	\$	c.	\$	c.	\$	c.	\$	c.	\$	c.	\$	c.
BRANT:															
Brantford.....	E. R. Read (<i>Act'g</i>).....	4,841.71		4,841.71		3,500.00		3,500.00				1,025.44		316.27	
CARLETON:															
Ottawa.....	R. Mercier.....	11,360.00		2,301.79		5,000.00				1,500.00		932.81		1,368.98	
COCHRANE:															
Timmins.....	S. A. Caldwell.....	5,948.50		651.35		3,500.00				1,000.00		829.66		296.25	
DUFFERIN:															
Orangeville.....	R. D. Evans.....	1,038.06		570.06		1,270.00				130.00		40.01		530.05	
ESSEX:															
Windsor.....	J. S. Allan.....	22,497.31		10,129.55		6,050.00						2,859.00		7,270.55	
LAMBTON:															
Sarnia.....	H. M. Taylor.....	3,670.21		2,685.01		3,500.00						860.24		1,824.77	
LANARK:															
Carleton Place.....	W. W. Pollock.....	3,160.57		704.55		2,500.00				300.00		321.35		383.20	
NORFOLK:															
Simcoe.....	W. E. Kelly.....	2,570.15		1,695.70		3,400.00				650.00				1,695.70	
STORMONT, DUNDAS AND GLENGARRY: Cornwall.	J. G. Harkness.....	2,296.17		637.47		2,830.00				400.00				637.47	
SUDBURY:															
Sudbury.....	E. D. Wilkins.....	10,329.50		1,677.10		5,000.00						1,637.06		40.04	
TEMISKAMING:															
Haileybury.....	D. G. Dean (<i>Act'g</i>).....	6,730.24		6,730.24				3,000.00				2,244.10		1,486.06	
WATERLOO:															
Kitchener.....	W. P. Clement.....	4,148.79		3,547.09		3,500.00						724.75		2,822.34	
WELLINGTON:															
Guelph.....	J. M. Kearns.....	4,776.13		2,178.80		3,450.00				750.00		118.70		2,060.10	
WENTWORTH:															
Hamilton.....	H. F. McCulloch (<i>a</i>).....	16,175.27		8,614.90		4,500.00						1,226.33		7,388.57	
YORK:															
Toronto.....	I. W. McFadden.....	11,986.97		2,267.52		7,000.00						*		2,267.52	
Toronto.....	W. W. Denison.....	11,986.97		11,986.97				4,000.00				7,476.19		477.55	

* All expenses of office and staff are paid direct by the Province.

In addition to the salaries shown herein, a cost-of-living bonus was paid from 1st Nov., 1941.

(a) Mr. McCulloch appointed 9th Apr., 1941; G. W. Ballard died 5th Apr., 1941. Figures shown are for whole year.

STATEMENT OF REGISTRARS OF DEEDS AND LOCAL MASTERS OF TITLES, PROVINCE OF ONTARIO,
FOR THE YEAR ENDING 31st DECEMBER, 1941

No.	REGISTRY DIVISION	REGISTRAR	ADDRESS	GROSS EARNINGS OF OFFICE	DISBURSEMENTS	NET INCOME OR SALARY OF OFFICER	AMOUNT PAID TO COUNTY	AMOUNT PAID TO PROVINCE	NO. OF INSTRUMENTS REGISTERED
				\$ c.	\$ c.	\$ c.	\$ c.	\$ c.	
1	Algoma	E. L. DeCourcy	Sault Ste. Marie	*6,515.10	5,384.48	2,520.82		5,868.19	1,927
2	Brant	A. Graham	Brantford	7,760.38	2,009.10	4,375.63	1,375.64		2,942
3	Bruce	M. F. Alexander	Walkerton	7,011.65	2,881.55	3,565.05	565.05		2,511
4	Carleton	T. V. Flanagan	Ottawa	8,059.47	3,491.98	3,587.75	979.74		2,466
5	Cochrane	J. A. Clermont	Cochrane	*15,219.32	10,564.98	4,739.16		12,735.45	84
6	Dufferin	F. J. Patterson (a)	Orangeville	2,090.25	781.75	1,308.50			701
7	Dundas	J. F. Casselman	Morrisburg	1,970.85	300.00	1,670.85			717
8	Durham, East	J. A. R. Elliott	Port Hope	1,645.05	1,913.60	1,800.00	110.85		545
9	Durham, West	do	Bowmanville	2,179.40					683
10	Eglin	E. B. Miller	St. Thomas	*8,862.65	3,764.11	4,080.22	1,018.32		3,103
11	Essex	T. E. Green (b)	Windsor	30,293.60	7,081.06	4,333.33	18,879.21		11,409
12	Fort William	John McClure	Fort William	*7,842.40	4,838.03	2,420.00	6,434.78		1,866
13	Frontenac	W. J. Gibson	Kingston	8,385.40	1,985.40	4,540.00	1,860.00		2,891
14	Glenarry	S. O'Connor	Alexandria	2,289.35	300.00	1,989.35			721
15	Grenville	R. K. Millar	Prescott	2,101.15	183.20	1,917.95			730
16	Grey, North	G. H. Holmes	Owen Sound	5,140.90	1,714.38	3,213.26	213.26		1,737
17	Grey, South	H. McKeelne	Durham	3,277.95	1,100.00	2,177.95			1,149
18	Haldimand	J. Gordon Miller (c)	Cayuga	4,592.70	1,722.56	1,621.91	1,248.23		1,555
19	Haliburton	E. E. McElwain	Minden	2,050.15	21.60	2,028.55			651
20	Hallon	Miss M. B. Field	Millton	6,319.50	1,290.28	1,800.00	3,229.22		2,162
21	Hastings	R. J. S. Dewar	Belleville	8,286.91	3,513.10	3,386.90	386.91		2,969
22	Huron	Miss L. Macpherson (d)	Goderich	6,613.34	1,553.06	2,100.00	2,960.28		2,342
23	Kenora	Mrs. E. A. Cunningham	Kenora	*5,026.85	3,641.73	2,218.32	4,567.75		227
24	Kingston and Frontenac	J. B. Clark	Chatham	11,767.23	4,248.00	4,651.92	2,867.31		6,790
25	Lambton	(See Frontenac.)	Sarnia	8,363.91	4,338.26	3,000.00	1,025.65		1,585
26	Lanark, North	J. B. Palmer (e)	Almonte	1,345.65	1,953.39	1,500.00			647
27	Lanark, South	C. M. Forbes	Perth	2,107.74					471
28	Leeds	do	Brockville	4,885.50	1,357.20	2,750.00	778.30		1,648
29	Lennox and Addington	W. T. Rogers	Napanee	3,145.51	471.60	2,673.91			1,006
30	Lincoln	G. S. Reid	St. Catharines	12,959.95	5,840.32	4,611.96	2,507.67		4,348
31	London	W. D. Fairbrother	London	7,947.06	2,650.00	4,148.53	1,148.53		2,891
32	Maitoulin	W. F. Hungerford	Gore Bay	*1,224.70	814.10	410.60			423
33	Middlesex, East & North	W. I. Wagg	London	8,253.85	2,829.45	4,212.20	1,212.20		2,877
34	Middlesex, West	Miss M. V. Walker	London	8,253.85	526.25	1,300.00	186.45		279
		W. N. Reycraft (f)	Glencoe	2,012.70					

35	Muskoka	C. E. Lount	Bracebridge	*5,103.04	2,345.83	2,757.21	1,147
36	Nipissing	G. R. Brady	North Bay	*5,960.01	7,340.51	3,226.66	705
37	Norfolk	R. B. Kent	Simcoe	8,074.15	3,554.10	3,500.00	2,907
38	Northumberland, East	F. J. Slade	Colborne	2,293.00	1,913.25	1,800.00	846
39	Northumberland, West	do	Cobourg	1,623.35	6,800.75	4,334.38	642
40	Ontario	James Moore (g)	Whitby	*12,450.20	4,904.10	4,250.00	4,007
41	Ottawa	R. D. Bray (Registrar)	Ottawa	12,497.20	744.35	744.35	4,148
	do	F. A. Magee (L.M. of T.)	do	2,510.35	3,380.00	3,821.40	2,837
42	Oxford	W. J. MacWhinnie	Woodstock	8,022.80	1,766.00	2,500.00	857
43	Parry Sound	J. H. Tully (h)	Parry Sound	*6,048.20	2,199.66	2,000.00	2,135
44	Peel	F. S. Hutchinson	Brampton	5,992.05	2,591.67	2,000.00	2,250
45	Perth	Miss R. Hobson (Act'g)	Stratford	1,065.09	1,500.00	1,500.00	2,751
46	Peterborough	W. F. Morrow	Peterborough	8,183.90	1,972.00	4,521.19	1,835
47	Port Arthur	Miss I. Wilson	Port Arthur	*9,048.05	4,945.79	2,117.50	1,107
48	Prescott	H. M. Mooney	L'Orignal	3,139.10	748.00	2,391.10	767
49	Prince Edward	E. C. Fraiick (i)	Picton	2,117.38	665.86	1,451.52	24
50	Rainy River	N. L. Croome	Fort Frances	*2,711.00	1,406.60	1,304.40	1,831
51	Renfrew	G. W. Campbell	Pembroke	5,980.30	1,210.26	3,885.02	885.02
52	Russell	J. A. Gamble	Russell	2,077.40	700.00	1,377.40	782
53	Simcoe	G. O. Cameron	Barrie	13,053.90	4,143.53	4,000.00	4,960
54	Stormont	J. C. Aigue	Cornwall	4,585.10	1,677.60	2,907.50	1,540
55	Sudbury	B. St. Pierre (j)	Sudbury	*12,522.95	7,179.24	2,900.04	1,193
56	Temiskaming	L. H. Ferguson	Haileybury	*8,642.48	7,811.43	4,436.66	63
57	Toronto	W. J. C. McCrea (Act'g)	Toronto	66,837.77	42,423.47	4,600.00	24,896
58	Victoria	D. McQuarrie	Lindsay	4,371.35	1,360.00	3,005.67	1,434
59	Waterloo	G. V. Hilborn (k)	Kitchener	14,394.65	5,610.13	3,750.00	5,647
60	Welland	E. E. Fraser	Welland	18,648.31	7,974.27	4,967.40	6,527
61	Wellington, North	R. J. Holtom	Arthur	2,376.88	978.80	1,398.08	913
62	Wellington, S. and C.	J. B. Mitchell	Guelph	5,719.20	1,933.54	3,392.82	2,033
63	Wentworth	W. H. Lovering (l)	Hamilton	37,128.72	12,465.72	4,585.00	14,028
64	York, East and West	J. W. Mallon (Act'g) (m)	Toronto	48,819.16	17,044.08	4,249.98	19,445
65	York, North	R. L. Boag	Newmarket	4,562.56	905.60	3,328.48	1,715
66	York	C. R. Deacon (M. of T.)	Toronto	30,234.75	26,008.94	4,840.00	8,167

* Land Titles fees included.

(a) F. J. Patterson's salary increased to \$1,500.00 per annum from 1st July, 1941.

(b) J. E. Green's salary increased to \$4,750.00 per annum from 1st Nov., 1941.

(c) J. Gordon Miller appointed 4th July, 1941; do retain \$2,000.00 per annum out of fees of office; R. F. Miller resigned; figures shown are for the whole year.

(d) Miss L. Macpherson's salary increased to \$2,200.00 per annum from 1st July, 1941.

(e) J. B. Palmer appointed 21st July, 1941; to retain \$3,000.00 per annum out of fees of office; J. T. Fuller having died; figures shown are for the whole year.

(f) W. N. Keycraft's salary increased to \$1,400.00 per annum from 1st July, 1941.

(g) Jas. Moore died 17th Dec., 1941; A. W. Bell appointed 22nd Dec., 1941; to obtain \$3,000.00 per annum out of fees of office; figures shown are for whole year.

(h) H. Tully's salary increased to \$2,600.00 per annum from 15th July, 1941.

(i) E. C. Fraiick appointed, *pro tem*, effective 1st Aug., 1941; J. V. Graydon on military leave; figures shown are for the whole year.

(j) B. St. Pierre's salary increased to \$3,000.00 per annum from 1st July, 1941.

(k) G. V. Hilborn's salary increased to \$5,000.00 per annum from 1st Nov., 1941.

(l) W. H. Lovering's salary increased to \$4,000.00 per annum from 1st July, 1941.

(m) J. W. Mallon acting from date of death of T. A. Humphries, 22nd Mar., 1941; figures shown are for whole year.

LOCAL MASTERS OF TITLES, PROVINCE OF ONTARIO, 1941

Local Masters of Titles Who Are also Registrars of Deeds, Who Remit Surplus Fees to the Province

No.	DISTRICT AND ADDRESS	NAME	TOTAL EARNINGS	SALARIES AND OTHER EXPENSES PAID BY PROVINCE	SALARIES AND OTHER EXPENSES PAID OUT OF FEES	AMOUNT RECEIVED BY PROVINCE
1	ALGOMA: Sault Ste. Marie.....	E. L. DeCourcy.....	\$ c. 6,515.10	\$ c. 4,745.38	\$ c. 639.10	\$ c. 5,868.19
2	COCHRANE: Cochrane.....	J. A. Clermont.....	15,230.09	8,081.14	2,483.84	12,735.45
3	FORT WILLIAM: Fort William.....	John McClure.....	7,842.40	3,633.88	1,396.76	6,434.78
4	KENORA: Kenora.....	Mrs. E. A. Cunningham.....	5,026.85	3,182.63	459.10	4,567.75
5	NIPISSING: North Bay.....	G. R. Brady.....	5,960.01	6,507.83	832.68	4,880.08
6	PORT ARTHUR: Port Arthur.....	Miss I. Wilson.....	9,048.05	3,875.81	1,069.98	7,978.07
7	SUDBURY: Sudbury.....	B. St. Pierre (a).....	12,522.95	5,085.98	2,093.26	9,416.49
8	TEMISKAMING: Haileybury.....	L. H. Ferguson.....	8,642.48	7,728.29	83.14	8,169.76

Local Masters Who Are Not Registrars of Deeds, Who Take Fees

No.	COUNTY AND ADDRESS	NAME	TOTAL EARNINGS	DISBURSEMENTS	NET EARNINGS
1	CARLETON: Ottawa.....	F. A. Magee.....	\$ c. 2,510.35	\$ c. 1,766.00	\$ c. 744.35

Local Masters Who Are also Registrars of Deeds, Who Take Fees

No.	COUNTY OR DISTRICT AND ADDRESS	NAME	TOTAL EARNINGS	DISBURSE- MENTS	AMOUNT RECEIVED BY PROVINCE	NET TO OFFICER
			\$ c.	\$ c.	\$ c.	\$ c.
1	ELGIN: St. Thomas.....	E. B. Miller.....	8,862.65	3,764.11	1,018.32	4,080.22
2	MANITOULIN: Gore Bay.....	W. I. Wagg.....	1,224.70	814.10	410.60
3	MUSKOKA: Bracebridge.....	C. E. Lount.....	5,103.04	2,345.83	2,757.21
4	ONTARIO: Whitby.....	Jas. Moore (b).....	12,450.20	6,800.75	1,315.07	4,334.38
5	PARRY SOUND: Parry Sound.....	J. H. Tully (c).....	6,048.20	2,199.66	1,348.54	2,500.00
6	RAINY RIVER: Fort Frances.....	N. L. Croome.....	2,711.00	1,406.60	1,304.40

Master of Titles, Toronto

COUNTY AND ADDRESS	NAME	TOTAL EARNINGS	DISBURSE- MENTS	SALARY PAID TO OFFICER	AMOUNT RECEIVED BY PROVINCE
		\$ c.	\$ c.	\$ c.	\$ c.
YORK: Toronto.....	C. R. Deacon.....	30,234.75	21,168.94	4,840.00	30,234.75

(a) B. St. Pierre's salary increased to \$3,000.00 per annum from 1st July, 1941.

(b) James Moore died 17th Dec., 1941; A. W. Bell appointed 22nd Dec., 1941; W. J. Correll, Deputy, acted in the interval; figures shown are for the whole year.

(c) J. H. Tully's salary increased to \$2,600.00 per annum from 15th July, 1941.

7	Ontario Simcoe Muskoka	H. S. McCready H. R. Polson J. L. Prentice A. L. Tinker A. E. Kirkpatrick J. C. M. German, <i>pro tem</i> C. F. Bick (h) K. A. Cameron (t) F. S. Jeffs C. Jeffs R. Thomas (Deputy) F. C. Macdonald (Dep.) (j)	do do do do do do Orillia Orillia Oshawa Barrie Bracebridge Beaverton	5,000.00 5,000.00 15.54 835.89 409.85 374.81 239.58 3,000.00 3,300.00 3,000.00 3,500.00 1,500.00 3,000.00 3,000.00 3,000.00 3,500.00 3,500.00 3,000.00 3,000.00	2,553.60
8	Northumberland and Durham Peterborough Victoria Haliburton	R. B. Baxter (Deputy) (k) W. A. F. Campbell (l) E. A. Gee O. A. Langley E. J. Butler J. L. Lloyd J. B. Garvin	Port Hope do Lindsay Peterborough Belleville Northbrook Kingston	519.68 775.99 477.89 186.42 1,301.31 538.01	3,671.92 3,535.24 2,691.91
9	Hastings Lennox and Addington Frontenac Prince Edward	A. H. Lief T. M. J. Galligan J. F. McKinley (Deputy) M. J. O'Connor (Dep.) (m) Joachim Sauvé (n) D. C. Smith G. E. Strike J. P. Madden, <i>pro tem</i>	Ottawa Pembroke Ottawa do do Smith's Falls Ottawa do	956.01 544.19 56.29 2,500.00 2,500.00 5,000.00	5,208.47 1,712.32 6,241.25 6,539.00 6,981.41
10	Renfrew Lanark Carleton	G. A. Wright G. A. Wright	Brockville Brockville	279.64 1,945	7,128.26

(a) S. B. Arnold superannuated 26th Dec., 1941; I. B. Craig appointed as of same date at \$3,000.00 per annum; O-in-C., 24th Dec., 1941.
 (b) R. G. Groom appointed 1st Feb., 1941, at \$3,000.00 per annum.
 (c) W. Hawkshaw superannuated 1st Aug., 1941.
 (d) D. B. Menzies' salary increased to \$5,000.00 per annum, \$500.00 by Province and \$500.00 by City of London; O-in-C., 30th Jan., 1941.
 (e) E. D. Smith's salary set at \$3,000.00 per annum; O-in-C., 30th Jan., 1941.
 (f) Ian MacRae appointed 1st May, 1941, at \$1,800.00 per annum; O-in-C., 18th Apr., 1941.
 (g) R. J. Gillen superannuated 1st Dec., 1941.
 (h) C. F. Bick superannuated 1st Dec., 1941.
 (i) K. A. Cameron appointed 1st Dec., 1941, at \$3,300.00 per annum; O-in-C., 27th Nov., 1941.
 (j) F. C. Macdonald appointed Deputy Magistrate, *pro tem*; *pro tem*; O-in-C., 16th Dec., 1941.
 (k) R. B. Baxter appointed 1st July, 1941, at \$3,000.00 per annum.
 (l) W. A. F. Campbell retired as of 30th June, 1941.
 (m) M. J. O'Connor retired as of 30th June, 1941.
 (n) Joachim Sauvé appointed 1st July, 1941, at \$2,500.00 per annum, payable by City of Ottawa.

MAGISTRATES, PROVINCE OF ONTARIO, 1941 (Continued)

NO. OF MAGIS- TRIAL DISTRICT	COUNTIES AND DISTRICTS IN MAGISTERIAL DISTRICTS	NAMES OF MAGISTRATES IN MAGISTERIAL DISTRICTS	ADDRESS	RATE OF SALARY PAID BY PROVINCE		RATE OF SALARY PAID BY MUNICI- PALTY		EXPENSES PAID BY PROVINCE	TOTAL NUMBER OF CASES	TOTAL FINES AND FEES PAID TO PROVINCE	
				\$	c.	\$	c.			\$	c.
12	Glengarry Prescott and Russell Stormont	P. C. Bergeron R. Labrosse	Cornwall Vankleek Hill	3,000.00				\$ 47.90	1,288	\$ 3,705.36	
				3,500.00				648.87	867	4,598.18	
13	Cochrane Temiskaming	S. Atkinson E. R. Tucker S. C. Platus	Haileybury Cochrane Timmins	3,750.00				1,223.84	6,264	23,993.55	
				3,500.00				918.00	1,028	5,348.64	
14	Nipissing Parry Sound (East Portion)	M. G. Gould J. H. McCurry	North Bay do	3,500.00				342.30	1,773	6,551.86	
15	Sudbury Manitoulin Parry Sound (West Portion)	W. M. Cooper W. J. Golden A. D. Meldrum J. S. McKessock	Sudbury Little Current Parry Sound Sudbury	3,000.00				381.50	632	5,279.15	
				1,200.00				248.98	150	411.50	
				3,000.00				68.75	1,120	4,491.60	
				3,500.00				70.14	6,850	8,174.65	
16	Algoma	E. Arthurs. A. Elliot (b) James McEwan (c)	Espanola Sault Ste. Marie do	3,000.00				1,158.79	615	1,820.60	
				2,000.00				47.65	1,481	2,462.90	
				2,000.00							
17	Thunder Bay Kenora Patricia	C. D. LeMay J. A. R. McCuaig T. H. Wolfe	Fort William Port Arthur Kenora	3,000.00				109.03	1,457	7,977.25	
				3,000.00				358.61	2,036	7,698.15	
				3,300.00				1,269.52	1,408	4,722.43	
18	Rainy River	H. L. Cruso	Fort Frances	3,000.00				126.79	361	1,089.10	
				TOTALS:				20,355.08	278,962	299,195.62	

(a) A. Elliot retired as of 30th June, 1941.

(b) Jas. McEwan appointed permanently, 1st July, 1941, at a salary of \$3,000.00 per annum; O-in-C., 26th June, 1941.

JUVENILE COURTS AND OFFICERS

The Juvenile Delinquents (1908 Canada) has been proclaimed and Juvenile Courts established in the following areas:

<i>Location</i>	<i>Juvenile Court Judge</i>	<i>Probation and Children's Aid Officers</i>
Brant County	A. D. Hardy	J. P. Temple
Cochrane District	E. R. Tucker	A. G. Carson
Essex County	D. M. Brodie J. A. Hanrahan, Deputy	
Grey County	E. C. Spereman	A. E. Trout
Haldimand County	J. C. Massie	C. R. Bilger
Huron County	J. A. Makins	H. T. Edwards
Lincoln County	J. G. S. Stanbury	H. Fonger
Middlesex County	D. B. Menzies	A. G. N. Bradshaw
Nipissing District	C. S. McGaughey	John Brown
Norfolk County	*A. T. Boles	F. V. Miller
Oshawa	F. C. Jarrett	O. M. Alger
Ottawa	J. F. McKinley	J. F. McKinley and staff
Perth County	J. A. Makins	Hugh Ferguson
Stormont, Dundas and Glengarry Co.	P. C. Bergeron	H. C. Nugent
Temiskaming District	S. Atkinson	J. R. McCarthy
Toronto	H. S. Mott Ross Hossack, Deputy	H. S. Mott and staff
Waterloo County	J. R. Blake	Arthur Pullan
Wentworth County	H. A. Burbidge Jas. McKay, Deputy	E. J. Leith
York County	Wm. Keith D. Webster, Deputy	J. A. Knowles

*Appointed 15th Feb., 1941.

DIVISION COURTS, ONTARIO
List of Clerks and Bailiffs, Their Post Office Address, Their County or District, Number of Court, Number of Cases and Earnings

COUNTY OR DISTRICT	No. OF COURT	POST OFFICE ADDRESS	No. OF CASES ENTERED	CLERK	NET EARNINGS	BAILIFF	NET EARNINGS	
Algoma	1	{ Sault Ste. Marie	1,543	P. E. Day	\$ 3,219.03	Geo. L. Allan	\$ 2,714.64	
		{ Hornepayne		Wm. White		Wm. Riley	(No report)	
	2	Bruce Mines	23	Thos. E. Hill	78.28	Wm. White (Act'g)	50.80	
	3	Thessalon	72	J. C. Martin	157.65	John B. Hill	69.80	
	6	Richard's Landing	1	J. Carlyle	17.36		10.18	
	7	Blind River	225		610.18	J. H. Hicks	285.95	
	Brant	1	Brantford	856	F. J. Calbeck	1,945.80	R. Greenwood	819.79
2		Paris	116	J. B. Appleby	422.85	R. E. Haire	271.53	
3		St. George	8	G. F. Glaves	41.30	Alvin McIntyre	65.85	
5		{ Oakland	7	George Knox	31.00	L. Wilson	30.20	
		{ Scotland						
Bruce	1	Walkerton	142	A. J. Brown	443.26	H. H. McNaughton	286.57	
	2	Teeswater	34	M. Jackin	121.80	A. Morden	68.60	
	3	Kincardine	255	E. A. Henry	558.45	Thos. J. Blair	206.20	
	4	Paisley	20	Mrs. H. E. Elwes (Act'g)	49.85	M. Letch	28.20	
	5	{ Port Elgin	65	J. J. Chapman	215.00	A. W. Travis	59.15	
		{ Southampton				N. Murray	105.81	
	7	Tara	26	J. R. Van Dusen	91.50	T. W. Strong	84.95	
	8	Warton	67	G. W. Taylor	276.85	T. L. Boyle	103.48	
	10	Lion's Head	10	J. N. Tackaberry	51.41		38.45	
	11	Lucknow	35	E. H. Agnew	124.90	R. J. Moore	122.80	
	12	Chesley	44	Wm. H. McCurdy	155.36	John Beattie	98.90	
	Carleton	1	Ottawa	2,906	Allan F. Moore	3,633.98	C. Lapiere	1,930.49
		2	Richmond	5	M. E. Mullan	97.20	D. Carrigan	46.35
3		Carp	20	J. W. Humphries	110.02	Fred R. Guy	73.31	
4		Galetta	19	J. W. Dickson	129.11	C. Bidgood	132.04	
5		North Gower	14	Fred R. Mills	73.15	Fred Willis	55.70	
6		{ Metcalfe	19	J. A. Waddell	125.18			
		{ Edwards				J. G. Rowan	122.10	
Cochrane	7	Ottawa	2,277	J. E. Cole	3,972.61	J. M. Hoey	1,644.96	
	1	Cochrane	193	G. A. Kydd	755.14	O. Gauthier	673.27	
	2	Timmins	3,395	E. H. Hill	4,062.23	C. B. Alton	4,168.95	

	Matheson	168	John H. Cole	580.00				
	{ Watabeag							
3	{ Kapuskasing	222	C. Saville	630.78				
4	{ Hearst	111	A. Fortin	292.75				
5	{ Ansonville	234	W. J. Kenney	572.00				
6	{ Orangeville	77	W. C. Hopkins	261.75				
1	{ Shelburne	40	T. P. McFadden	139.17				
2	{ Grand Valley	19	Stewart Tate	89.07				
5	{ Avlmer	394	E. C. Monteith	978.20				
1	{ St. Thomas	573	F. R. Palmer	1,676.05				
3	{ Dutton	109	A. McCallum	599.00				
4	{ Wallacetown							
	{ Amherstburg	44	H. T. Boyle	209.76				
2	{ Kingsville	19	E. L. Frost	125.45				
3	{ Harrow	60	J. A. Munger	296.68				
4	{ Leamington	179	C. A. Edsall	675.45				
5	{ Belle River	106	Mrs. A. Wilkinson	340.15				
6	{ Windsor	2,248	L. A. Dezal	6,080.92				
7	{ Essex	92	H. R. Johnston	364.20				
8	{ Comber	13	Wm. A. Keith	99.00				
9	{ Stoney Point							
	{ Kingston	911	H. J. Byron	1,930.89				
1	{ Verona	47	H. M. Wilkins	182.69				
4	{ Shaarbot Lake	25	E. B. Buell	106.05				
6	{ Owen Sound	554	H. G. Foot	2,121.45				
1	{ Durham	98	P. Ramage	371.54				
2	{ Meaford	111	W. H. Chapple	359.23				
3	{ Clarksburg	29	B. Hamilton	155.16				
4	{ Flesherton	75	J. A. Richards	354.12				
5	{ Chatsworth	25	A. Findlay	113.65				
6	{ Hanover	298	D. D. Brigham	837.30				
7	{ Markdale	57	G. A. Beaton	197.21				
8	{ Caledonia	24	Miss H. J. McGregor	131.24				
1	{ Cayuga	26	Thos. E. Lishman	45.20				
2	{ Dunnville	177	Miss H. McIndoe	531.95				
3	{ Jarvis	30	Moyes Honey	225.00				
4	{ Minden	9	R. J. Smith	41.30				
1	{ Haliburton	46	A. G. Schofield	200.91				
2	{ Tory Hill	28	A. E. Boyce	109.21				
4								
	Matheson	297.75	Fred C. James	297.75				
	{ Watabeag	423.65	G. Desloges	423.65				
	{ Kapuskasing	319.38	W. J. Nichols	319.38				
	{ Hearst	495.00	J. J. Johnson	495.00				
	{ Ansonville	104.50	W. R. Campbell	104.50				
	{ Orangeville	94.15	Jos. Tindale	94.15				
	{ Shelburne	100.30	C. A. Hodgson	100.30				
	{ Grand Valley	783.89	C. A. Brooks	783.89				
	{ Avlmer	966.40	A. C. Schleihauf	966.40				
	{ St. Thomas	372.27	A. McCallum (Act'g)	372.27				
	{ Dutton	168.14	A. T. Renaud	168.14				
	{ Wallacetown	109.71	W. Shaw	109.71				
	{ Amherstburg	198.79	R. K. Buchanan	198.79				
	{ Kingsville	621.65	W. Jeffery	621.65				
	{ Harrow	111.00	J. N. Mousseau	111.00				
	{ Leamington	5,162.68	Chas. E. Bayley	5,162.68				
	{ Belle River	253.02	H. R. Johnston (Act'g)	253.02				
	{ Windsor	57.80	A. C. Gagner	57.80				
	{ Essex	1,456.49	H. C. Amey	1,456.49				
	{ Comber	278.40	E. Goodberry	278.40				
	{ Stoney Point	27.00	Wm. J. Thomlison	27.00				
	{ Kingston	760.89	E. Stanley	760.89				
	{ Verona	197.50	Wm. Sharp	197.50				
	{ Shaarbot Lake	145.90	W. H. Arthur	145.90				
	{ Owen Sound	121.45	B. Hamilton (Act'g)	121.45				
	{ Durham	276.83	M. Wilson	276.83				
	{ Meaford	97.14	M. E. Galbraith	97.14				
	{ Clarksburg	397.20	H. Boettger	397.20				
	{ Flesherton	133.50	G. S. Dundas	133.50				
	{ Chatsworth	76.87	C. H. Shea	76.87				
	{ Hanover	31.30	Thos. E. Lishman	31.30				
	{ Markdale	406.05	Courland Gee	406.05				
	{ Caledonia	205.94	Moyes Honey	205.94				
	{ Cayuga	48.74	J. H. Graham	48.74				
	{ Dunnville	112.96	D. Carnochan	112.96				
	{ Jarvis	38.00	H. A. Mumford	38.00				
	{ Haliburton							
	{ Tory Hill							

DIVISION COURTS, ONTARIO (Cont'd)

COUNTY OR DISTRICT	NO. OF COURT	POST OFFICE ADDRESS	NO. OF CASES ENTERED	CLERK	NET EARNINGS	BAILIFF	NET EARNINGS	
Halton	1	Milton	167	B. Knight	\$ 439.45	G. J. Battin	\$ 171.85	
	2	Oakville	128	J. H. Chambers	317.50	A. Handy	297.40	
	3	Georgetown	98	E. C. Thompson	456.40	Wm. Ward	205.17	
	4	Acton	116	E. T. Thetford	375.78	E. T. Thetford	168.84	
	6	Burlington	100	J. E. Jarvis	250.52	G. S. Johnstone	195.10	
				825	H. B. Wilson	2,293.06	C. B. Elliott	1,400.77
Hastings	2	Belleville (Coe Hill St. Ota	18	H. G. Lehigh (Act'g)	75.16	E. Carrol	49.83	
	4	Tweed	64	J. G. Frost	233.47	Alfred Davis	130.17	
	5	Stirling	27	J. E. O'Donnell	131.23	E. A. Luery	103.40	
	6	Madoc	255	K. T. Nicol (Act'g)	850.40	J. P. Rivers	(No report)	
	7	Deseronto	29	Mary C. Maher	68.60	Mary C. Maher	16.63	
	8	Frankford	30	W. N. Simmons	115.90	J. W. Casement	62.75	
	9	Trenton	553	T. J. Johnson	1,092.39	O. W. Pierce	766.76	
	10	Marmora	26	G. R. Hartley	149.35	M. J. O'Connor	88.23	
	11	Maynooth	34	M. J. Flynn	108.95	R. E. Peever	40.00	
	12	Bancroft		J. F. Reid	(No report)	R. F. Delyet	164.37	
	Huron	1	Goderich	207	A. F. Somersall	805.85	S. R. MacMath	314.10
		2	Seaforth	78	E. C. Chamberlain	299.94	J. M. Govenlock	186.56
3		Clinton	30	H. T. Rance	147.10	N. Kennedy	116.73	
4		Brussels	51	A. A. Lamont	216.90	D. Denman	197.50	
5		Exeter	63	Jas. Grieve	179.63	F. E. Willis	168.31	
8		Wingham	96	W. C. Adams	332.06	W. J. Brown (Act'g)	(No report)	
9		Wroxeter	12	Thomas Brown	55.41	J. Saugster	86.32	
10		Zurich	36	A. J. Kalbfleisch	116.66	W. Fritz	113.70	
11		Crediton	28	F. W. Morlock	132.27	H. Lewis	188.40	
12		Blyth	30	Mrs. M. L. Hall (Act'g)	136.31	J. E. Tamen	22.50	
Kenora		1	Kenora	312	W. Dolman	925.75	Harry S. Murphy (Act'g)	340.75
			Red Lake				E. S. Callaghan	(No report)
	3	Dryden	90	J. E. Gibson	272.60	Dan. Wright (Act'g)	5.45	
	4	Stouffville	90	J. E. Cole	228.95	M. H. Badger	139.00	
Kent	1	Chatham	1,043	P. K. Morley	2,038.30	R. Thayer	2,031.63	
	2	Ridgetown	78	H. P. Stennett	391.75	T. Priestley	259.00	

3	Dresden	129	H. E. Wells	564.85	Roy Smale	246.27
4	Blenheim	109	W. Nudds	715.83	C. W. Springsteen	451.26
5	Wallaceburg	306	G. F. Glassford	1,086.50	Joe M. Hess	469.71
6	(Bothwell Thamesville	92	J. A. MacLean	512.79	I. McEachren	327.05
7	Tilbury	110	H. G. Williams	445.15	A. McDowell	223.58
1	Sarnia	1,213	J. J. Langan	2,302.95	L. M. Duncan	1,580.40
2	Watford	30	C. A. Class	144.60	Robert Auld	141.50
3	Florence	10	R. D. Bodkin	55.05	Wilfrid Lindsay	43.22
5	Forest	25	A. H. Bannister	91.10	G. Karr	35.35
6	Theford	29	J. H. Crawford	122.54	G. Sheppard	75.50
8	Petrolia	65	Mrs. F. Reid	182.45	J. A. Taylor	459.65
9	Alvinston	15	Thos. Allison	46.45	Roy H. Croft	22.35
1	Perth	97	J. H. Devlin	359.80	W. J. Byrne	263.17
2	Lanark	96	E. J. Tennant	182.65	J. T. Molyneux	128.15
3	Carlton Place	109	W. H. Matthews	394.15	Robert White	130.60
4	Smith's Falls	454	Wm. Halpin	1,135.00	J. Millar	542.50
5	Almonte	67	H. G. Dallimore	218.40	J. Cochrane	168.84
1	Brockville	630	H. H. Webb	1,501.44	W. J. D. Wetherell	840.45
2	Prescott	141	F. B. Robinson	590.07	E. B. Rickey	281.28
3	Gananoque	112	C. Sine	363.11	John A. Talbot	184.15
4	Kemptville	48	M. E. Waterson	172.35	B. F. Dangersfield	169.25
5	Merrickville	8	M. G. Corbett	29.60	A. L. Telford	13.50
6	Delta	44	W. W. Phelps	197.38	H. W. Imerson	(No report)
7	Toledo and Newbliss	16	I. E. Lockwood	88.80	R. R. Eaton (Act'g)	48.05
8	Newboro	30	B. F. Bolton	155.10	H. B. Pyne	70.95
9	Athens	51	E. J. Purcell	180.00	R. J. Seymour	87.30
12	Mallorytown	34	G. G. Root	118.05	G. G. Root	82.80
1	Napanee	224	E. J. Pollard	745.18	G. A. Johnston	284.45
7	Tamworth	12	H. A. Reynolds	30.15	G. H. Richardson	64.00
8	Flinton	20	H. Hasler	68.65	M. A. Wood	25.05
9	Denbigh	12	C. P. Stein	40.40	H. O. Fritsch	24.05
2	St. Catharines	889	A. H. Trapnell	1,407.33	W. McClelland	1,977.82
3	Smithville	79	G. W. Cosby	290.60	H. Gracey	184.37
5	Grimsby	200	Byron A. Smith	744.82	J. K. Harstone	333.19
1	Gore Bay	26	W. I. Wagg	102.50	M. L. Davidson (Act'g)	(No report)
2	Little Current	82	W. A. Sims	99.30	Roy Vanzant	136.35
3	Mantowaning	10	J. R. W. Phillips	67.20	J. R. W. Phillips	16.45
Lambton						
Lanark						
Leeds and Grenville						
Lennox and Addington						
Lincoln						
Manitoulin						

DIVISION COURTS, ONTARIO (Cont'd)

COUNTY OR DISTRICT	No. OF COURT	POST OFFICE ADDRESS	No. OF CASES ENTERED	CLERK	NET EARNINGS	BAILIFF	NET EARNINGS
Middlesex	1	London	1,201	C. H. Foster	\$ 1,846.25	A. E. Sherlock	\$ C. 1,469.54
	2	Parkhill	120	J. A. McIntyre	474.21	J. A. McIntyre (Act'g)	232.61
	3	Lucan	30	J. R. Murray	185.50	J. R. Murray (Act'g)	(No report)
	4	Delaware	32	J. H. Matthews	132.58	G. W. Ashby	127.65
	5	Glencoe	70	Charles George	251.33	S. G. Humphries	222.00
	6	Strathroy	80	C. Dennis	249.06	Ed. Upton	104.23
	7	(Dorchester Station {Glanworth	15	H. A. McIntyre	139.00	J. McMillan	60.30
	9	London	765	W. P. Simpson	2,216.48	W. R. Campbell	1,175.41
	Muskoka	1	{Bracebridge	84	D. T. Hodgson	234.25	F. H. Sander
2		{Port Carling	84	J. B. Lindsell	195.15	W. E. Massey	(No report)
3		{Gravenhurst Huntsville	126	H. G. Harper	457.80	H. R. King A. W. Plowright	(No report) 129.15
Nipissing	1	Sturgeon Falls	159	L. Rod. Vannier	300.12	J. O. Brosseau	396.15
	2	Mattawa	11	C. A. Fink	40.25	C. A. Fink (Act'g)	51.87
	3	North Bay	541	J. J. Dennis	1,642.80	J. D. Lang (Act'g)	767.46
Norfolk	1	Simcoe	276	H. W. Jones	907.75	Jas. R. Bull	522.57
	2	Waterford	48	D. A. Masecar	228.05	R. C. McMichael	317.95
	3	{Tecterville {Windham Centre		Ed. Meredith	(No report)	J. Baker	(No report)
	4	Delhi	238	Miss M. Lawson	737.30	A. Eitel	441.92
	5	Vittoria	24	R. W. McCall	140.37	Peter Boughner	124.65
	6	{Port Rowan {St. Williams	97	H. Mitchener	323.50	H. Mitchener (Act'g)	347.00
	7	Fairground		G. S. Burger		C. S. Burger	
	8	Port Dover	30	W. E. Wicker	127.42	W. E. Wicker	84.10
Northumberland and Durham	1	Bowmanville	274	Mrs. R. Bird (Act'g)	811.75	R. M. Jamieson	348.25
	2	Newcastle	45	J. W. Bradley	138.90	T. W. Jackson	186.90
	3	Port Hope	190	S. R. Caldwell	(10c.) .37	F. C. Langard	229.39
	4	Millbrook	22	J. J. Clarke	145.90	J. W. Hutchinson	98.70
	5	Colbourg	182	Mrs. M. Ewart	441.08	D. Ewart	286.50
	7	Colborne	40	John W. McCarl	140.52	C. M. Allen	79.35
	8	Brighton	53	J. H. McCann	284.80	S. C. Cheer	148.27
	9	Warkworth	40	W. Grant Allen	136.92	W. G. Allen	125.61

Ontario	10 11	Wooler Campbellford	13 363	E. Nelson R. N. Morrison	51.25 799.34	W. J. Stacey J. J. Lewis Hay	25.35 91.75
	1 2 3	Whitby {Claremont Balsam Port Perry Greenbank	174 62 59	Wm. Cooke (Act'g) T. Gregg George T. McKay	457.94 250.80 303.14	Wm. Cooke B. Jamieson G. R. Till	368.89 280.48 200.83
	4 5 6 7 8	Uxbridge Cannington Beaverton Athenley Oshawa	30 18 16 7 1,653	W. Tunstell S. F. Brandon F. R. McMillan Mrs. M. T. E. Smith (Act'g)	140.28 93.50 87.70 63.84 3,684.47	B. F. Combe S. F. Brandon (Act'g) D. Campbell Hector MacKinnon Wm. Cooke (Act'g)	87.41 47.80 68.35 88.80 1,751.99
Oxford	1 2 3 4 5 6 7	Woodstock Drumbo Embro Norwich Ingersoll Tilsonburg Tavistock	902 42 42 67 439 253 27	Chas. Orum L. E. Peterson John A. McKay H. C. Cayley H. S. Clark H. Berry C. J. Kaufman	2,537.46 103.27 190.00 264.25 1,156.92 757.33 91.75	F. L. Clarkson John McVittie E. Collins H. Forsyth W. F. Markham M. G. Smith J. Schipping	976.52 71.33 130.00 219.33 547.35 481.78 50.30
Parry Sound	1	{Parry Sound Rosseau Dunchurch Bark's Falls Powassan South River	396 40 41 47	Mrs. K. E. Shea J. Hilliar L. G. Phillips J. S. Cole	1,843.55 169.40 147.38 254.59	N. D. MacKay G. Atkinson R. Gibson G. E. Beals (Act'g) John A. Lang J. C. Carter	944.80 (No report) (No report) (No report) 151.93 89.75
Peel	1 2 3	Brampton {Cooksville Lorne Park Caledon	170 101 17	T. W. Thomson G. M. Harris Douglas Pattullo	704.75 572.43 44.90	C. A. Firman B. Denison G. Giles	404.73 537.51 98.55
Pertli	1 2 3 5 6	Stratford Mitchell St. Mary's Milverton Listowel	570 115 153 43 135	James Stewart J. T. Levy A. O. Pringle J. Ed. Weir W. L. Heibin	1,517.43 464.79 393.28 122.85 605.25	D. W. Forbes Z. McCallum Wm. Billings S. J. Miller W. J. Roberts (Act'g)	365.16 405.75 171.10 83.05 460.50
Peterborough	1 2 4	Peterborough Norwood Apsley	755 11	C. J. Seymour J. J. Stewart Mrs. M. Kilborn	3,293.22 (No report) 47.18	Nagle E. Phelan G. R. Baker G. Lean	1,310.82 (No report) 31.05

DIVISION COURTS, ONTARIO (Cont'd)

COUNTY OR DISTRICT	No. OF COURT	Post OFFICE ADDRESS	No. OF CASES ENTERED	CLERK	NET EARNINGS	BAILIFF	NET EARNINGS
Prescott and Russell...	2	Vankleek Hill	41	C. McKimmon	\$ 162.85	R. Martin	\$ 123.15
	4	Plantagenet	25	F. Lapensee	79.10	Wm. Parisien	55.58
	5	Cumberland	14	John McMillan	62.95	John McMillan (<i>Act'g</i>)	51.45
	6	Embrun	32	J. A. Lacombe	163.36	Lorenzo Des Rosters	119.99
	7	Hawkesbury	196	D. C. Sinclair	569.52	D. Millette	344.14
	8	Fournier	25	Mrs. A. McCusker	106.85		
	9	{St. Bernardin, R.R. 2 {Lefavre	36	J. D. Preseault	112.22	Ira Gates	85.50
	10	{Alfred {Rockland	47	Lucien Regnier	174.63	J. Lacombe	64.55
	11	Limoges	24	Peter A. Gagne	94.56	A. Therrien	69.40
						A. L. MacDonald	103.30
	Prince Edward.....	1	Picton	102	H. R. Way	540.60	H. J. Ringer
	5	Wellington	39	H. A. Jolley	150.45	W. E. H. Young	140.35
Rainy River.....	1	Fort Frances	188	Mrs. C. E. Hollands	454.33	R. F. Brown	422.65
	2	Emo	9	E. T. McComb	44.00	C. R. Austin	25.35
	3	Rainy River	31	K. C. Grimshaw	125.50	D. A. McQuarrie	2.57
Renfrew.....	1	Pembroke	429	A. Collins	1,117.01	P. J. Code	590.15
	2	Beachburg	9	James Bennie	44.52	H. Werle	52.55
	3	Renfrew	106	A. J. Devine	245.06	W. H. Stewart	(No report)
	4	Arnprior	81	R. A. Jeffery (<i>Act'g</i>)	325.75	H. E. Needham	113.85
	5	Eganville	51	G. G. Reinke	199.19	A. Miller	206.25
	6	Cobden	26	H. G. McGinn	103.90	W. J. McKay	89.00
	7	Killaloe Station	135	P. J. Harrington	513.08	W. O. Kum	654.48
Simcoe.....	1	Barrie	186	George Wilson	585.30	George Wilson	336.63
	2	Bradford	61	P. P. Stephenson	165.26	Thomas E. Bell	95.06
	3	Beeton	38	B. Wright	168.81	D. W. Watson	94.46
	4	Collingwood	125	W. F. Toner	481.60	H. McLean	367.80
	5	{Craighurst {Hillsdale	26	T. C. Craig	110.75		
	6	Orillia	733	A. E. Smith	1,910.30	W. D. Crow	129.85
	7	New Lowell	21	Mrs. R. Carter (<i>Act'g</i>)	145.85	Oscar Rowe	756.75
	8	Alliston	87	George E. Hurst	366.60	Thomas Ward	138.58
	10	Coldwater	36	C. M. Robinson	135.05	W. E. Jackman	162.50
	11	Midland	222	George T. Gooden	778.60	H. A. W. Humphries	133.05
							400.76

DIVISION COURTS, ONTARIO (Conc'd)

COUNTY OR DISTRICT	NO. OF COURT	POST OFFICE ADDRESS	NO. OF CASES ENTERED	CLERK	NET EARNINGS	BAILIFF	NET EARNINGS	
Welland	1	Welland	1,020	Mrs. H. J. Reilly (<i>Act'g</i>)	\$ 2,974.19	W. E. Taylor	\$ c. 1,599.71	
	3	Fort Erie	196	Mrs. A. A. Collins (<i>Act'g</i>)	876.21	Jas. Opie	573.80	
	4	Niagara Falls	959	E. M. McMurray	3,418.69	A. H. Collett	(No report)	
	5	Thorold	110	D. J. C. Munro	344.11	M. Petrick	278.51	
	6	Port Colborne	867	A. P. McAvoy	2,108.03	J. G. McDonald	1,084.17	
			Guelph	1,206	R. D. Stewart	2,305.81	C. L. Kearns	1,607.02
Wellington	2	Puslinch	35	W. A. Nicholl	93.40	W. Alex. Nicoll	61.21	
	4	Fergus	98	J. F. Beattie	398.75	J. C. Foreman (<i>Act'g</i>)	184.10	
	5	Erim.	13	E. Speirs	79.15	J. Speirs	55.85	
	6	Eldora	23	J. C. Scott	103.70	J. C. Foreman (<i>Act'g</i>)	75.55	
	7	Drayton	36	B. R. Amy	153.33	J. G. A. McEwen	162.25	
	8	Arthur	58	G. F. Smith	197.75	W. R. B. Tindale	89.56	
	10	Harriston	43	C. L. Eedy	201.25	M. Neil	109.90	
	11	Mount Forest	68	John A. Calder	207.46		87.19	
			Hamilton	2,146	Miss K. M. White	3,008.63	A. B. Doughty	1,661.53
			Dundas	171	F. J. Suter	626.75	C. H. Lampkin	333.85
			Waterdown	76	M. Williamson	320.00	A. J. Lovejoy	102.05
		Lynden	31	A. R. Mannen	236.23	C. H. Lampkin	134.53	
		(Stoney Creek)	32	J. M. Jackson	95.00			
		(Hamilton, R.R. 5)						
	9	Hamilton	1,935	R. C. Gardner	4,834.96	A. Tune	55.50	
						E. J. Kelly	2,367.20	
York	1	(Toronto (City Hall))	6,104	F. G. J. McDonagh	4,750.00	F. F. Fowke	2,536.85	
	2	Markham	54	A. P. Graham	250.29	Chas. H. Evans	2,906.40	
	3	Richmond Hill	116	J. R. Herrington	404.00	E. Wurm	57.91	
	4	Newmarket	92	F. S. Thompson	360.19	L. E. Clement	225.00	
	5	Sutton	25	G. M. Morrison	141.45	P. Trivett	78.71	
	6	Aurora	55	W. H. Taylor	275.53	W. A. Ego	59.74	
	7	Woodbridge		C. F. Lewis	(No report)	H. E. Teasdale	211.40	
	8	West Toronto	2,690	J. C. McFarlane	6,609.45	C. F. Lewis	(No report)	
	9	Birch Cliff	1,111	W. T. Kenny	3,877.85	W. T. Bailey	3,406.10	
	11	New Toronto	298	Miss G. A. Coffey	948.90	H. Saunders	1,784.43	
						M. J. Hennessey	347.35	

SHERIFF

Alonzo Campbell Caldwell, of the City of Hamilton, Esquire, M.D., to be Sheriff in and for the County of Wentworth.—*Gazette, Jan. 25th, 1941.*

SHERIFFS, LOCAL REGISTRARS, COUNTY AND DISTRICT COURT CLERKS,
SURROGATE REGISTRARS

William Nelson Hill, of the Town of Goderich, to be Sheriff, Local Registrar, Clerk of the County Court and Surrogate Registrar of the County of Huron.—*Gazette, Feb. 15th, 1941.*

Carl Lambert Sundin, of Fort Frances, to be Sheriff, Local Registrar of the Supreme Court, Clerk of the District Court and Registrar of the Supreme Court in and for the District of Rainy River.—*Gazette, July 19th, 1941.*

R. F. Miller, of Cayuga, to be Sheriff, Local Registrar of the Supreme Court, Clerk of the County Court and Registrar of the Surrogate Court for the County of Haldimand.—*Gazette, Oct. 11th, 1941.*

CROWN ATTORNEYS AND CLERKS OF THE PEACE

William S. Maguire, K.C., of the City of Sault Ste. Marie, to be Crown Attorney and Clerk of the Peace for the District of Algoma.—*Gazette, Feb. 15th, 1941.*

Harvey F. McCulloch, Barrister-at-Law, of the City of Hamilton, to be Crown Attorney and Clerk of the Peace for the City of Hamilton and County of Wentworth.—*Gazette, May 3rd, 1941.*

Hugh Fairbairn Brown, of the City of Hamilton, Barrister-at-Law, to be Assistant Crown Attorney for the City of Hamilton and County of Wentworth.—*Gazette, May 3rd, 1941.*

Percy Victor Ibbetson, to be Crown Attorney and Clerk of the Peace in and for the District of Thunder Bay.—*Gazette, July 19th, 1941.*

R. G. Lewis, appointed Assistant Crown Attorney for County of York, effective Nov. 15th, 1941.—*Order-in-Council, Nov. 3rd, 1941.*

LOCAL MASTER, S.C.O., AND SURROGATE JUDGE

His Honour Judge W. T. Robb, appointed Local Master, *pro tem*, in and for the County of Simcoe.—*Order-in-Council, April 18th, 1941.*

REGISTRARS OF DEEDS AND LOCAL MASTER OF TITLES

James Belchamber Palmer, of Sarnia, appointed Registrar of Deeds in and for the County of Lambton.—*Order-in-Council, July 21st, 1941.*

Edgar C. Fralick, of Picton, appointed Registrar of Deeds, *pro tem*, in and for the County of Prince Edward.—*Order-in-Council, July 31st, 1941.*

J. B. Mitchell, of Guelph, to be Registrar of Deeds in and for the Registry Division of the South and Centre Ridings of the County of Wellington.—*Gazette, Oct. 11th, 1941.*

Gordon Miller, of Cayuga, Ontario, to be Registrar of Deeds in and for the County of Haldimand.—*Gazette, Nov. 22nd, 1941.*

Alexander W. Bell, of Oshawa, appointed Registrar of Deeds and Local Master of Titles in and for the County of Ontario.—*Order-in-Council, Dec. 22nd, 1941.*

MAGISTRATES AND DEPUTY MAGISTRATES

Ronald B. Baxter, Barrister-at-Law, of Port Hope, Ontario, to be a Deputy Magistrate (and also a Deputy Police Magistrate within the meaning of the Criminal Code) for every Municipality and all Municipalities and all territory without Municipal organization within the Province of Ontario, from July 1st, 1941.—*Gazette, July 19th, 1941.*

Joachim Sauvé, K.C., of the City of Ottawa, to be a Deputy Magistrate (and also a Deputy Police Magistrate within the meaning of the Criminal Code) for every Municipality and all Municipalities and all territory without Municipal organization within the Province of Ontario, from July 1st, 1941.—*Gazette, July 19th, 1941.*

James McEwen, K.C., of Sault Ste. Marie, to be a Magistrate (and also a Police Magistrate within the meaning of the Criminal Code) for every Municipality and all Municipalities and all territory without Municipal organization within the Province of Ontario, from July 1st, 1941.—*Gazette, July 19th, 1941.*

Kenneth Alexander Cameron, of Barrie, Ontario, to be a Magistrate (and also a Police Magistrate within the meaning of the Criminal Code) for every Municipality and all Municipalities and all territory without Municipal organization within the Province of Ontario.—*Gazette, Dec. 13th, 1941.*

Ivan Burns Craig, of Chatham, Ontario, appointed a Magistrate in and for the Province of Ontario, effective Dec. 26th, 1941.

R. G. Groom, of Woodstock, Ontario, appointed a Magistrate in and for the Province of Ontario, effective Feb. 1st, 1941.

Ian MacRae, of Strathroy, Ontario, appointed a Magistrate in and for the Province of Ontario, effective May 1st, 1941.

F. C. Macdonald, of Beaverton, Ontario, appointed a Deputy Magistrate, *pro tem*, in and for the Province of Ontario, effective Dec. 16th, 1941.

DIVISION COURT CLERKS AND BAILIFFS

John M. Govenlock, of Seaforth, to be Bailiff of the Second Division Court of the County of Huron.—*Gazette, Jan. 25th, 1941.*

Keith Nash, of Chesterville, to be Clerk of the Tenth Division Court of the United Counties of Stormont, Dundas and Glengarry.—*Gazette, Jan. 25th, 1941.*

James Opie, of Fort Erie North, Ontario, to be Bailiff of the Third Division Court of the County of Welland.—*Gazette, Feb. 15th, 1941.*

Mac. G. Smith, of Tillsonburg, Ontario, to be Bailiff of the Sixth Division Court of the County of Oxford.—*Gazette, Feb. 15th, 1941.*

Clinton Borden Elliott, of Belleville, to be Bailiff of the First Division Court of the County of Hastings.—*Gazette, Mar. 22nd, 1941.*

Lorne Hughes Gardhouse, of Collingwood, to be Clerk of the Fourth Division Court of the County of Simcoe.—*Gazette, Mar. 22nd, 1941.*

J. J. Lewis Hay, of Campbellford, Ontario, to be Bailiff of the Eleventh Division Court of the United Counties of Northumberland and Durham.—*Gazette, Mar. 22nd, 1941.*

Hamilton H. Stewart, of Renfrew, Ontario, to be Bailiff of the Third Division Court of the County of Renfrew.—*Gazette, Mar. 22nd, 1941.*

Leonard Charles Teather, of Galt, Ontario, to be Bailiff of the Third Division Court of the County of Waterloo.—*Gazette, Mar. 22nd, 1941.*

Mont Alexander Wood, of Northbrook, Ontario, to be Bailiff of the Eighth Division Court of the County of Lennox and Addington.—*Gazette, Mar. 22nd, 1941.*

Alfred L. Rogers, of Larder Lake, to be Bailiff of the Fifth Division Court of the District of Temiskaming.—*Gazette, May 3rd, 1941.*

Neil Donald MacKay, of Parry Sound, to be Bailiff of the First Division Court of the District of Parry Sound.—*Gazette, May 3rd, 1941.*

Oscar W. Pierce, of Trenton, to be Bailiff of the Ninth Division Court of the County of Hastings.—*Gazette, July 19th, 1941.*

Frederick R. McMillan, of Beaverton, to be Clerk of the Sixth Division Court of the County of Ontario.—*Gazette, July 19th, 1941.*

Harold A. Reynolds, of Tamworth, to be Clerk of the Seventh Division Court of the County of Lennox and Addington.—*Gazette, July 19th, 1941.*

Robert White, of Carleton Place, to be Bailiff of the Third Division Court of the County of Lanark.—*Gazette, July 19th, 1941.*

Helen Jean McGregor, of Caledonia, to be Clerk of the First Division Court of the County of Haldimand.—*Gazette, July 19th, 1941.*

Henry G. Marshall, of Preston, to be Clerk of the Second Division Court of the County of Waterloo.—*Gazette, July 19th, 1941.*

Michael J. O'Connor, of Marmora, to be Bailiff of the Tenth Division Court of the County of Hastings.—*Gazette, July 19th, 1941.*

Clayton W. Springsteen, of Blenheim, to be Bailiff of the Fourth Division Court of the County of Kent.—*Gazette, July 19th, 1941.*

March Hamblin Martin, of Goderich, to be Bailiff of the First Division Court of the County of Huron.—*Gazette, July 19th, 1941.*

James Bennie, of Beachburg, to be Clerk of the Second Division Court of the County of Renfrew.—*Gazette, July 19th, 1941.*

Horace R. Way, of Picton, to be Clerk of the First Division Court of the County of Prince Edward.—*Gazette, July 19th, 1941.*

J. A. Calder, of Mount Forest, to be Clerk of the Eleventh Division Court of the County of Wellington.—*Gazette, July 19th, 1941.*

A. H. Collett, of Stamford, to be Bailiff of the Fourth Division Court of the County of Welland.—*Gazette, Nov. 22nd, 1941.*

C. F. Lewis, of Woodbridge, to be Bailiff of the Seventh Division Court of the County of York.—*Gazette, Nov. 22nd, 1941.*

L. R. Grant, of Bolsover, to be Bailiff of the Seventh Division Court of the County of Victoria.—*Gazette, Nov. 22nd, 1941.*

T. R. Mills, of New Liskeard, to be Acting Bailiff of the Second Division Court of the District of Temiskaming.—*Gazette, Nov. 22nd, 1941.*

A. F. Moore, of Ottawa, to be Clerk of the First Division Court of the County of Carleton.—*Gazette, Nov. 22nd, 1941.*

Dan. Wright, of Dryden, Ontario, to be Acting Bailiff of the Third Division Court of the District of Kenora.—*Gazette, Nov. 29th, 1941.*

Francais A. VanNorman, of Webbwood, Ontario, to be Bailiff of the Third Division Court of the District of Sudbury.—*Gazette, Dec. 13th, 1941.*

William Arthur Keith, of Comber, Ontario, to be Clerk of the Ninth Division Court of the County of Essex.—*Gazette, Dec. 13th, 1941.*

Harry Sherman Murphy, of Kenora, Ontario, to be Acting Bailiff of the First Division Court of the District of Kenora.—*Gazette, Dec. 13th, 1941.*

CORONERS

Robert W. McBain, Esquire, M.D., of Kirkland Lake, Ontario, to be a Coroner for the District of Temiskaming.—*Gazette, Jan. 25th, 1941.*

Harold F. Richardson, of Larder Lake, M.D., to be a Coroner for the District of Temiskaming.—*Gazette, Jan. 25th, 1941.*

Arnold K. Mainse, of Athens, Ontario, Esquire, M.D., to be a Coroner in and for the United Counties of Leeds and Grenville.—*Gazette, Feb. 15th, 1941.*

Kenneth W. McLandress, of Mitchell, Ontario, Esquire, M.D., to be a Coroner in and for the County of Perth.—*Gazette, Feb. 15th, 1941.*

Alfred T. Turner, Esquire, M.D., of the City of Kitchener, to be a Coroner in and for the County of Waterloo.—*Gazette, Feb. 15th, 1941.*

Charles H. McDougall, of Strathroy, Ontario, Esquire, M.D., to be a Coroner in and for the County of Middlesex.—*Gazette, May 3rd, 1941.*

James Gordon Dunlop, of Exeter, Ontario, Esquire, M.D., to be a Coroner in and for the County of Huron.—*Gazette, May 3rd, 1941.*

Roy Hacking, of Tara, Ontario, Esquire, M.D., to be a Coroner and also Chief Coroner in and for the County of Bruce.—*Gazette, May 3rd, 1941.*

Wilfred E. Throop, of Frankville, Ontario, Esquire, M.D., to be Chief Coroner for the County of Leeds.—*Gazette, May 3rd, 1941.*

Alvin R. Woods, of Dundas, Ontario, Esquire, M.D., to be a Coroner for the County of Wentworth.—*Gazette, May 3rd, 1941.*

W. T. Veale, of Harrow, Ontario, Esquire, M.D., to be a Coroner for the County of Essex.—*Gazette, May 3rd, 1941.*

D. I. Snider, of Kingsville, Esquire, M.D., to be a Coroner in and for the County of Essex.—*Gazette, Oct. 11th, 1941.*

J. A. R. Biron, of Cochrane, Esquire, M.D., to be a Coroner in and for the District of Cochrane.—*Gazette, Nov. 22nd, 1941.*

C. J. Countryman, of Leaside, Esquire, M.D., to be a Coroner in and for the County of York.—*Gazette, Nov. 22nd, 1941.*

I. E. Crack, of Hamilton, Esquire, M.D., to be a Coroner in and for the City of Hamilton and County of Wentworth.—*Gazette, Nov. 22nd, 1941.*

L. A. Dupont, of Kapuskasing, Esquire, M.D., to be a Coroner in and for the District of Cochrane.—*Gazette, Nov. 22nd, 1941.*

Charles Galliver, of Owen Sound, Esquire, M.D., to be a Coroner in and for the County of Grey.—*Gazette, Nov. 22nd, 1941.*

J. M. Munro, of Odessa, Esquire, M.D., the jurisdiction of, as a Coroner in and for the County of Frontenac, be extended to include the Township of Ernestown in the County of Lennox and Addington.—*Gazette, Nov. 29th, 1941.*

NOTARIES PUBLIC

Walter Maurice Dales, of the City of Toronto, Barrister-at-Law, to be a Notary Public.—*Gazette, Jan. 25th, 1941.*

Robert Anderson Downing, of the Town of Carleton Place, Barrister-at-Law, to be a Notary Public.—*Gazette, Jan. 25th, 1941.*

Margaret Elizabeth Fasken Baird, of the City of Brantford, Barrister-at-Law, to be a Notary Public.—*Gazette, Jan. 25th, 1941.*

Charles Drukarsh, of the City of Toronto, Barrister-at-Law, to be a Notary Public.—*Gazette, Jan. 25th, 1941.*

Harley Donald Hallett, of the City of St. Catharines, Barrister-at-Law, to be a Notary Public.—*Gazette, Jan. 25th, 1941.*

Charles William Sing, of the Town of Kenora, to be a Notary Public.—*Gazette, Jan. 25th, 1941.*

Russell Talbot Payton, of the City of Toronto, Barrister-at-Law, to be a Notary Public.—*Gazette, Jan. 25th, 1941.*

John Stuart McKinnon, of the City of Toronto, Barrister-at-Law, to be a Notary Public.—*Gazette, Jan. 25th, 1941.*

Gordon Harvey Aiken, of the Village of Tara, Barrister-at-Law, to be a Notary Public.—*Gazette, Feb. 15th, 1941.*

Edmund Wilkes Burke, of the City of Toronto, Barrister-at-Law, to be a Notary Public.—*Gazette, Feb. 15th, 1941.*

Herbert Lance Fruitman, of the City of Toronto, Barrister-at-Law, to be a Notary Public.—*Gazette, Feb. 15th, 1941.*

Mary Helena Gallagher, of the City of Toronto, Barrister-at-Law, to be a Notary Public.—*Gazette, Feb. 15th, 1941.*

William Howell Green, of the City of Woodstock, Barrister-at-Law, to be a Notary Public.—*Gazette, Feb. 15th, 1941.*

Arthur Henry Krieger, of the City of Toronto, Barrister-at-Law, to be a Notary Public.—*Gazette, Feb. 15th, 1941.*

Louis Pierre Cecile, of the Town of Hawkesbury, Barrister-at-Law, to be a Notary Public.—*Gazette, Mar. 22nd, 1941.*

George Edward Collins, of the Town of Copper Cliff, Barrister-at-Law, to be a Notary Public.—*Gazette, Mar. 22nd, 1941.*

Robert MacLaren Fowler, of the City of Toronto, Barrister-at-Law, to be a Notary Public.—*Gazette, Mar. 22nd, 1941.*

William Henry Fox, of the City of Peterborough, Barrister-at-Law, to be a Notary Public.—*Gazette, Mar. 22nd, 1941.*

Robert Holt Roberts Gray, of the City of Toronto, Barrister-at-Law, to be a Notary Public.—*Gazette, Mar. 22nd, 1941.*

Nelson Robert Green, of the Town of New Liskeard, to be a Notary Public.—*Gazette, Mar. 22nd, 1941.*

George Edwin Leetham, of the City of Toronto, to be a Notary Public.—*Gazette, Mar. 22nd, 1941.*

Henry Lewis Schrieber, of the City of Hamilton, Barrister-at-Law, to be a Notary Public.—*Gazette, Mar. 22nd, 1941.*

Finlay Smith Sim, of the City of Ottawa, to be a Notary Public.—*Gazette, Mar. 22nd, 1941.*

Eugene Benson Stirling, of the Town of Ridgetown, Barrister-at-Law, to be a Notary Public.—*Gazette, May 3rd, 1941.*

Ernest Bradley Griffith, of the City of Toronto, Barrister-at-Law, to be a Notary Public.—*Gazette, May 3rd, 1941.*

Edgar Seton Thorne, of the City of Toronto, Barrister-at-Law, to be a Notary Public.—*Gazette, May 3rd, 1941.*

Benson Aubrey Rogers, of the Town of Waterloo, Esquire, to be a Notary Public.—*Gazette, May 3rd, 1941.*

Margaret Paton Hyndman, of the City of Toronto, Barrister-at-Law, to be a Notary Public.—*Gazette, May 3rd, 1941.*

Harold George Blanchard, of the City of Port Arthur, Barrister-at-Law, to be a Notary Public.—*Gazette, May 3rd, 1941.*

Irving Freeman, of the City of St. Catharines, Barrister-at-Law, to be a Notary Public.—*Gazette, May 3rd, 1941.*

Jack Arnold Shapiro, of the City of Toronto, Barrister-at-Law, to be a Notary Public.—*Gazette, May 3rd, 1941.*

Henry Carroll Cayley, of Norwich, Ontario, Esquire, to be a Notary Public.—*Gazette, July 19th, 1941.*

Nathan Maxwell Pivnick, of the City of Toronto, Barrister-at-Law, to be a Notary Public.—*Gazette, July 19th, 1941.*

Warner Alonzo Whitmarsh, of the City of Ottawa, Esquire, to be a Notary Public.—*Gazette, July 19th, 1941.*

Kenneth Davison Haywood, of the City of Toronto, Barrister-at-Law, to be a Notary Public.—*Gazette, July 19th, 1941.*

Harry P. Botnick, of the City of Toronto, Barrister-at-Law, to be a Notary Public.—*Gazette, July 19th, 1941.*

George Alfred Ponsford, of the City of St. Thomas, Barrister-at-Law, to be a Notary Public.—*Gazette, July 19th, 1941.*

Ralph MacIntyre Aylsworth, of the Town of Trenton, Barrister-at-Law, to be a Notary Public.—*Gazette, July 19th, 1941.*

Maurice Raymond Stickney, of Toronto, Esquire, to be a Notary Public.—*Gazette, July 19th, 1941.*

James David Panabaker, of Hespeler, Esquire, to be a Notary Public.—*Gazette, July 19th, 1941.*

Charles Lachlan McKinnon, of the City of Guelph, Barrister-at-Law, to be a Notary Public.—*Gazette, July 19th, 1941.*

Robert Bigelow, of the City of Toronto, Barrister-at-Law, to be a Notary Public.—*Gazette, July 19th, 1941.*

Robert Dolphin, of Chesley, Ontario, Esquire, to be a Notary Public.—*Gazette, July 19th, 1941.*

James Worrall, of the City of Toronto, Barrister-at-Law, to be a Notary Public.—*Gazette, July 19th, 1941.*

James Pattison Nicol, Jr., of the City of Toronto, Barrister-at-Law, to be a Notary Public.—*Gazette, July 19th, 1941.*

Thomas Frederick Cooper Cole, of the City of Toronto, Barrister-at-Law, to be a Notary Public.—*Gazette, July 19th, 1941.*

John Foster Easterbrook, of the City of Hamilton, Barrister-at-Law, to be a Notary Public.—*Gazette, July 19th, 1941.*

Edward Ernest Follwell, of the City of Belleville, Barrister-at-Law, to be a Notary Public.—*Gazette, Oct. 11th, 1941.*

William Grafton Cochrane, of Exeter, Ontario, Barrister-at-Law, to be a Notary Public.—*Gazette, Oct. 11th, 1941.*

William Momotiuk, of Kenora, Ontario, Barrister-at-Law, to be a Notary Public.—*Gazette, Oct. 11th, 1941.*

William Stewart Rogers, of the City of Toronto, Barrister-at-Law, to be a Notary Public.—*Gazette, Oct. 11th, 1941.*

Miss Ella Manuel, of the City of Brantford, to be a Notary Public.—*Gazette, Oct. 11th, 1941.*

Francis Edgar Ian Lewis, of the City of Toronto, Barrister-at-Law, to be a Notary Public.—*Gazette, Oct. 11th, 1941.*

James McCubbin, of the City of Toronto, Barrister-at-Law, to be a Notary Public.—*Gazette, Oct. 11th, 1941.*

Arthur William Mulock Kirkpatrick, of the City of Toronto, Barrister-at-Law, to be a Notary Public.—*Gazette, Oct. 11th, 1941.*

Walter Brechin Reid, of the City of Toronto, Barrister-at-Law, to be a Notary Public.—*Gazette, Oct. 11th, 1941.*

Thomas Herbert Baker, of the Town of Port Colborne, Barrister-at-Law, to be a Notary Public.—*Gazette, Nov. 22nd, 1941.*

Arthur Lorne Binkley, of the City of Toronto, Barrister-at-Law, to be a Notary Public.—*Gazette, Nov. 22nd, 1941.*

John Charles Newton Currelly, of the City of Toronto, Barrister-at-Law, to be a Notary Public.—*Gazette, Nov. 22nd, 1941.*

William Geldart Findlay, of the City of Toronto, Barrister-at-Law, to be a Notary Public.—*Gazette, Nov. 22nd, 1941.*

Michael Greenberg, of the City of Ottawa, Barrister-at-Law, to be a Notary Public.—*Gazette, Nov. 22nd, 1941.*

Elliott Lloyd Marrus, of the City of Toronto, Barrister-at-Law, to be a Notary Public.—*Gazette, Nov. 22nd, 1941.*

Harold Douglas Peterson, of Bruce Mines, Ontario, Barrister-at-Law, to be a Notary Public.—*Gazette, Nov. 22nd, 1941.*

Arthur Blain Joseph Quinlan, of Strathroy, Ontario, Barrister-at-Law, to be a Notary Public.—*Gazette, Nov. 22nd, 1941.*

Patrick David Scollard, of the City of Peterborough, Barrister-at-Law, to be a Notary Public.—*Gazette, Nov. 22nd, 1941.*

Harry Lawrence Romberg, of the City of Toronto, Barrister-at-Law, to be a Notary Public.—*Gazette, Nov. 22nd, 1941.*

Stanley Lount Springsteen, of the City of Windsor, Barrister-at-Law, to be a Notary Public.—*Gazette, Nov. 22nd, 1941.*

George Conklin Vair, of the City of Kingston, Barrister-at-Law, to be a Notary Public.—*Gazette, Nov. 22nd, 1941.*

Frank Edward Dent, of the City of Hamilton, Barrister-at-Law, to be a Notary Public.—*Gazette, Nov. 29th, 1941.*

Russell Kennedy McAvoy, of the City of Owen Sound, Barrister-at-Law, to be a Notary Public.—*Gazette, Nov. 29th, 1941.*

Geoffrey Sidney Gilroy, of the Town of Smith's Falls, Barrister-at-Law, to be a Notary Public.—*Gazette, Nov. 29th, 1941.*

Thomas Thomson, of the City of Peterborough, Barrister-at-Law, to be a Notary Public.—*Gazette, Nov. 29th, 1941.*

William Ralph Meredith, of the City of Toronto, Barrister-at-Law, to be a Notary Public.—*Gazette, Dec. 13th, 1941.*

Samuel David Borins, of the City of Toronto, Barrister-at-Law, to be a Notary Public.—*Gazette, Dec. 13th, 1941.*

Frederick Allen Evis, of the City of Toronto, Barrister-at-Law, to be a Notary Public.—*Gazette, Dec. 13th, 1941.*

Archibald Young, of the Town of Meaford, Barrister-at-Law, to be a Notary Public.—*Gazette, Dec. 13th, 1941.*

Gordon Bruce Will, of the City of Brantford, Barrister-at-Law, to be a Notary Public.—*Gazette, Dec. 13th, 1941.*

Thomas Charles Odette, of the City of Toronto, Barrister-at-Law, to be a Notary Public.—*Gazette, Dec. 13th, 1941.*

William Arthur Keith, of Comber, Ontario, Esquire, to be a Notary Public.—*Gazette, Dec. 20th, 1941.*

Douglas Truelove, of the City of Hamilton, Esquire, to be a Notary Public.—*Gazette, Dec. 20th, 1941.*

Charles Cunningham Dunlop Pringle, Barrister-at-Law, of South Porcupine, Ontario, to be a Notary Public.—*Gazette, Dec. 20th, 1941.*

William Thomas Harris, Barrister-at-Law, of Port Perry, Ontario, to be a Notary Public.—*Gazette, Dec. 20th, 1941.*

SIXTY-THIRD
ANNUAL REPORT
OF THE
SUPERINTENDENT OF INSURANCE
FOR THE PROVINCE OF
ONTARIO
1942
(BUSINESS OF 1941)

PRINTED BY ORDER OF
THE LEGISLATIVE ASSEMBLY OF TORONTO



ONTARIO

TORONTO
Printed and Published by T. E. Bowman
Printer to the King's Most Excellent Majesty
1942





ONTARIO

DEPARTMENT OF INSURANCE

TO THE HONOURABLE GORDON D. CONANT, K.C., M.P.P.

Minister in Charge of the Department of Insurance.

I have the honour to submit herewith the Sixty-third Annual Report of the Superintendent of Insurance for the year 1942 (business for the year ended December 31st, 1941). This Report includes the Preliminary Tables respecting 1941 business as printed under date April 30th, 1942.

The Report is arranged in four divisions, in addition to an index of all insurers licensed to carry on business in Ontario and classes of insurance for which authorized, as follows:

- I. Annual Statements.
- II. Annual Statement Abstracts.
- III. Statistical Tables.
- IV. Appendices.

The first division, entitled "Annual Statements," contains extracts from the Annual Statements filed with the Department by all licensed insurers, arranged alphabetically by class of insurer. Insurers registered under *The Canadian and British Insurance Companies Act, 1932*, or *The Foreign Insurance Companies Act, 1932* (Dominion Acts), have been required to file only Modified Statements, summarizing their assets and liabilities and showing their underwriting experience within the Province only, with the Department, and this skeleton information only has been included in this Report.

Division II, entitled "Annual Statement Abstracts," contains tabulated summaries showing the financial condition of all joint stock and cash-mutual fire insurance companies and fraternal societies not registered under the above mentioned Dominion Insurance Acts. Some discrepancies will be observed between the figures shown in these tables and those shown in the statements of individual insurers in Division I, the latter containing changes made as a result of inspection reports. In such cases the figures included in Division I should be understood to prevail.

Division III, entitled "Statistical Tables" shows in tabular form the premiums and losses of and other information pertaining to all licensed insurers, except mutual benefit societies.

Division IV includes, as "Appendices," certain miscellaneous information and a review of certain legislation enacted at the 1942 session of the Legislative Assembly of this Province.

LIFE INSURANCE

As of December 31, 1941, forty-one companies were licensed to write life insurance in the Province of Ontario, as compared to forty at the end of the previous year.

The new company was the Norwich Union Life Insurance Society of Norwich, England, which was licensed in the Province as from June 19, 1941.

The number of companies licensed consists of 27 Canadian companies, 6 British, 7 American and 1 Australian.

Premium income received from Ontario Policyholders again recorded a substantial increase over the previous year, of 2½ million dollars totalling \$98,600,000 for the year. The increase in 1940 over 1939 was 2 million dollars.

All types of insurance shared in the increase to some extent, but Ordinary Assurances was the major factor, increasing from 65½ millions in 1940 to better than 67 millions in 1941.

A comparative summary of premium income for the past five years is as follows:

	1941	1940	1939	1938	1937
Net Premium Income:					
Assurances: Ordinary	\$67,228,107	\$65,503,969	\$64,416,787	\$64,108,038	\$63,903,155
Industrial	19,135,278	19,025,189	18,986,346	19,416,585	19,110,715
Group	4,566,469	4,062,406	3,731,724	3,545,658	3,276,635
Annuities	7,702,159	7,587,547	7,021,777	7,119,322	6,108,684
Consideration for Sinking Fund Policies			500		
TOTALS	\$98,632,013	\$96,179,111	\$94,157,134	\$94,189,603	\$92,399,189

Disbursements to policyholders in Ontario and their beneficiaries exhibited a remarkable reversal of trend in 1941. Despite increased writings and an increase in business in force, disbursements to policyholders showed a decrease of approximately 5 millions from the 1940 total. Disbursements for 1941 totalled only \$64,300,000, as compared to \$69,100,000 in 1940. This decrease is the more remarkable when compared to increases of \$700,000, \$3,400,000, \$2,300,000 and \$800,000 in the years 1940, 1939, 1938 and 1937, over the respective previous years.

This large reduction in disbursements is the direct result of a \$4,000,000 decrease in surrender values and \$1,500,000 decrease in dividends, partially offset by an increase in death claims. The reduction in cash surrender values paid to policyholders was to be expected, in view of the widespread reduction in unemployment throughout the country arising from the extension of war industries.

The following is an analysis of disbursements to Ontario policyholders and their beneficiaries during 1941:

	1941				TOTAL FOR 1940
	ORDINARY	INDUSTRIAL	GROUP	TOTAL	
ASSURANCE CONTRACTS					
Death Claims	\$16,333,539	\$2,354,864	\$2,583,825	\$21,272,228	\$21,073,281
Matured Endowments	7,220,967	2,582,166		9,803,133	10,184,132
Surrender Values	12,771,288	4,488,225	3,817	17,263,330	21,009,777
Disability Claims	800,400	34,399	264,728	1,099,527	1,123,869
Dividends	9,217,563	2,329,420	331,239	11,878,222	13,205,925
TOTALS	\$46,343,757	\$11,789,074	\$3,183,609	\$61,316,440	\$66,596,984
ANNUITY CONTRACTS					
Payments to Annuitants	\$1,292,405	\$410	\$178,472	\$1,471,287	\$1,324,726
Death Benefits	476,540		11,304	487,844	134,617
Surrender Values	714,683		173,679	888,362	918,679
Disability Claims	5,285		24,240	29,525	29,330
Dividends	124,960			124,960	119,603
TOTALS	\$2,613,873	\$410	\$387,695	\$3,001,978	\$2,526,955
TOTAL PAYMENTS IN RESPECT OF ALL CONTRACTS	\$48,957,630	\$11,789,484	\$3,571,304	\$64,318,418	\$69,123,939

New business written in the Province of Ontario during 1941 showed an extraordinary increase over the previous year. Business written in that year totalled \$330,000,000, as compared to \$276,000,000 in 1940, an increase of \$54,000,000, as compared to an increase of only \$2,000,000 in 1940 over 1939.

As a direct result of this extraordinary increase in business written, the amount of business in force in the Province of Ontario has correspondingly increased. As of December 31, 1941, insurance in force amounted to \$3,459,000,000 as compared to \$3,252,000,000 at the end of 1940 and \$3,132,000,000 at the end of 1939. The increase in new business written was approximately 19%, and of business in force, 6%.

A comparative summary of new business issued, amount ceased by death and amount in force as of December 31, for the years 1937 to 1941 inclusive, is given below:

POLICIES IN ONTARIO	1941	1940	1939	1938	1937
New Issued:					
Number.....	296,652	271,718	258,945	323,081	357,718
Amount.....	\$329,995,138	\$276,659,803	\$274,578,462	\$298,203,413	\$311,067,235
Ceased by Death:					
Number.....	18,645	17,883	17,020	17,071	18,467
Amount.....	\$23,190,205	\$23,688,146	\$20,686,385	\$19,962,762	\$20,287,310
In Force Dec. 31:					
Number.....	2,928,007	2,829,575	2,796,297	2,817,509	2,831,019
Amount.....	\$3,459,787,079	\$3,252,147,913	\$3,132,854,556	\$3,049,007,493	\$2,982,488,154

FRATERNAL INSURANCE

As of December 31, 1941, there were 43 fraternal societies licensed to operate in the Province of Ontario. This was one more than as at the end of the previous year, the new society being the Associated Canadian Travellers, head office Calgary, Alta., which was licensed in Ontario as from May 23, 1941.

Total premiums and dues collected from members in 1941 were \$2,393,000, as compared to \$2,415,000 in 1940, \$2,462,000 in 1939, \$2,528,000 in 1938, and \$2,510,000 in 1937.

Disbursements to policyholders and beneficiaries in Ontario (excluding expenses) in 1941 amounted to \$3,019,000. This figure is not strictly comparable to previous years, as in those years the amount of expense disbursements was included in the total.

Adult mortuary certificates in force in Ontario declined slightly from \$72,100,000 at the end of the previous year to \$72,000,000 at the end of 1941. Juvenile mortuary certificates, on the other hand, increased from \$2,800,000 at the end of the previous year to \$3,398,000 at the end of 1941. Both types of mortuary certificates, therefore, combined show a net increase of approximately \$500,000.

New business written, both juvenile and adult, showed a net increase of approximately \$700,000, to total \$5,600,000.

FIRE INSURANCE

Three hundred and twenty-one companies had licenses to transact fire insurance in Ontario during 1941, which was ten less than in 1940. Seven New England factory mutuals and four joint-stock companies were reinsured by other licensed companies, and one joint-stock company did not renew its license in 1941. New licenses were issued to two joint-stock companies.

The Fire, Automobile and Casualty premiums and losses are shown in somewhat different form this year from my previous reports. Details of gross premiums and licensed reinsurance ceded have been eliminated, and Net

Premiums Written only are shown, and now represent the gross premiums written, less return premiums and less reinsurance premiums paid to companies registered or licensed anywhere in Canada. Companies unlicensed in Ontario (but registered or licensed elsewhere in Canada) and accepting reinsurance in this Province are shown separately as "Unlicensed Reinsurers." Net Losses incurred do not this year include the expenses of adjusting claims that were formerly included in this figure, and consequently the loss ratios developed for 1941 will not be entirely comparable with previous years.

Net Premiums Written in Ontario by all companies in 1941 were \$21,944,046, an increase of \$3,489,291 or 18.9% over the 1940 business. Part of this increase would be due to policies being written for terms of three years and over, which was not possible in former years due to section 104 of *The Insurance Act* that limited the term of a fire policy on a mercantile or manufacturing risk to one year and on other risks to three years. This section was repealed as of March 1, 1941.

Net Premiums Earned are not affected by the term for which policies are written, and in 1941 totalled \$18,882,687, an increase of \$476,568 or 2.6% over 1940.

Total net losses incurred in Ontario were \$7,515,479 in 1941, as compared with \$7,434,245 in 1940. The ratio of net losses incurred to net premiums earned was 39.80% for 1941 and 40.39 for 1940. Premiums earned and losses incurred for the various classes of insurers defined by the Act are tabulated below, together with the same figures for 1940. The experience of each insurer is shown in Table X, and a comparative summary appears in Table XIII on page 241.

	1941			1940		
	NET PREMIUMS EARNED	NET LOSSES INCURRED	RATIO NET LOSSES INCURRED TO NET PREMIUMS EARNED	NET PREMIUMS EARNED	NET LOSSES INCURRED	RATIO NET LOSSES INCURRED TO NET PREMIUMS EARNED
Joint Stock.....	\$ 13,056,714	\$ 4,862,405	37.24	\$ 12,834,441	\$ 4,762,520	37.11
Mutuals:						
(a) Farmers' Mutuals.....	1,644,337	973,048	59.18	1,612,714	951,261	58.99
(b) Associated New England Factory Mutuals.....	434,320	133,513	30.74	268,831	51,004	18.97
(c) Other Mutuals.....	913,836	191,455	20.95	914,919	323,319	35.34
Cash Mutuals:						
(a) Without Share Capital.....	1,623,795	707,271	43.56	1,621,374	712,735	43.96
(b) With Share Capital.....	402,836	187,109	46.45	363,420	203,432	55.98
Reciprocal Exchanges.....	213,755	25,546	11.95	179,841	52,774	29.34
Lloyd's.....	593,094	435,132	73.37	610,579	377,200	61.78
TOTALS.....	18,882,687	7,515,479	39.80	18,406,119	7,434,245	40.39

FARMERS' MUTUAL FIRE INSURANCE

(See Abstract Tables of assets, liabilities, receipts and disbursements on pages 78 to 85; loss ratios on pages 215 and 216; and other data on pages 200 to 202.)

Experience of the farmers' mutuals was again favourable in 1941, being the eighth consecutive year in which substantial progress has been made by these companies.

Net insurance in force increased 12³/₄ millions to 583 millions, and the number of policies increased 3,700 to 195,000. Net direct insurance increased 10 millions to 537 millions, the average of 167,000 such policies being up \$19

at \$3,215. Since the average direct policy increased \$32 at \$3,490, the companies appear to have made greater use of reinsurance facilities in 1941.

Net losses paid increased \$64,000 at \$1,003,000, and net losses incurred of \$973,000 was an increase of \$22,000 or 2.3%. Cost of management was unchanged at \$330,000. In terms of cents per \$100 of the average net amount of insurance in force during 1941, cost of insurance was slightly down at 22.6c., the decrease of .1c. in management cost (5.7c.) being offset by an increase of .05c. in loss cost (16.9c.). Cost of insurance to the members (net premiums earned) on the same basis was unchanged at 28.5c., except that refunds from surplus credited by four companies reduced it to 28.1c.

Net premiums received increased \$41,000 to \$1,637,000, and net premiums earned were up \$32,000 to \$1,644,000, in line with the increased volume of insurance in force. Interest earned on investments increased only \$13,000 to \$161,000, although investments made (\$591,000) exceeded investments realized (\$159,000) by \$432,000.

The ratio of net losses incurred to net premiums earned was 59.18 in 1941—a slight increase from 58.99 in 1940. The ratio of management expense to net premiums earned was down from 20.52 in 1940 to 20.11 in 1941.

Aggregate surplus increased \$404,000 in 1941 to \$4,216,000, which is equivalent to an increase of 5.5c. to 72.3c. per \$100 of net insurance in force. This is a long way from surplus of \$717,000 (13c.) at the end of 1933. Liquidity (excess of bonds and cash over net unpaid losses, borrowed money and other cash liabilities) also increased sharply—by \$443,000 to \$4,898,000, or 84c. per \$100 of net insurance in force. These figures are net after donating \$47,000 to the M.F.U.A. British Aid Fund and other patriotic and charitable funds.

The financial positions of 58 out of the 67 companies improved in 1941, and, of the 9 which weakened, 5 were small decreases and 3 of the remaining 4 were companies in a strong surplus position. The ninth company had a set-back of 9c. per \$100 of insurance, and ended the year with a deficit of \$243. Annual statements of 1940 showed 49 companies with surpluses in excess of 50c. per \$100 of insurance, 10 with from 25c. to 50c., 6 with less than 25c., and 2 with deficits of .03c. and 23.5c. The latter had been reduced 5c. during the year.

Refunds from surplus were declared in 1941 by the Canadian Millers' Mutual (50%), the Dunwich Farmers' Mutual (20%), the Dufferin Farmers' Mutual (30%), the Elma Farmers' Mutual (30%), and the Otter Mutual (15%). Basic rate reductions beneath the minima prescribed by statute were approved in four companies, and a number of other reductions were also effected, although the uncertainty of wartime conditions and the desire for maximum participation in war financing prevented many rate reductions which otherwise would have been made.

AUTOMOBILE INSURANCE

One hundred and seventy-two companies were licensed to transact automobile insurance in Ontario in 1941. During the year a new license was issued to one joint-stock company that reinsured the business of two other companies that ceased to transact business in Ontario.

Net premiums written in 1941 were \$13,315,564, an increase of \$1,180,320 or 9.7% over the 1940 figures. These premiums have shown regular and substantial increases each year since 1933, as is shown in the tabulation below, and are now over twice the amount of premiums written in 1933 of \$6,462,809.

Losses incurred amount to \$6,751,708, an increase over 1940 of \$51,326, and the ratio of these losses to premiums earned is 53.20%, as compared with 57.02% in the previous year. An accurate comparison of this loss ratio, how-

ever, cannot be made with previous years, since the expenses for settling and adjusting claims are not included in the 1941 losses, while they were included in the losses of previous years. A tabulation of the premiums and losses for the past sixteen years is as follows:

	NET PREMIUMS WRITTEN	NET PREMIUMS EARNED	NET LOSSES INCURRED	RATIO NET LOSSES INCURRED TO NET PREMIUMS EARNED
	\$	\$	\$	%
1926.....	3,743,532	3,657,994	2,037,903	55.7
1927.....	4,643,948	4,295,003	2,835,352	66.0
1928.....	6,280,675	5,670,656	3,603,260	63.5
1929.....	8,324,146	7,520,896	4,314,383	57.4
1930.....	9,361,901	8,934,508	4,378,698	49.0
1931.....	8,830,502	8,968,620	4,601,104	51.30
1932.....	7,769,765	8,017,672	3,805,268	47.46
1933.....	6,462,809	6,904,414	3,551,142	51.43
1934.....	6,931,896	6,748,426	4,007,387	59.38
1935.....	7,017,027	6,963,890	4,123,233	59.21
1936.....	7,920,609	7,553,033	4,717,954	62.46
1937.....	9,550,354	8,862,667	5,860,657	66.16
1938.....	10,409,413	10,048,543	6,043,133	60.14
1939.....	11,194,996	10,882,626	5,837,725	53.64
1940.....	12,135,244	11,750,570	6,700,382	57.02
1941.....	13,315,564	12,686,272	6,751,708	53.20

The figures shown in the foregoing table afford a rough indication of the underwriting experience of the companies in the aggregate from the standpoint of the shareholders or members of the several companies; they do not indicate the reasonableness of the premium rates shown in any particular manual of rates or charged by any particular company, because insurers which are not member companies of the Canadian Underwriters' Association write approximately sixty per cent of the automobile insurance premiums reported for Ontario at "non-tariff" rates, which are slightly lower than "tariff" rates.

Loss-Cost Experience

The automobile insurance loss-cost experience in the Province continues to be filed by insurers with the statistical agency designated pursuant to Section 72 of *The Insurance Act* (The Canadian Underwriters' Association).

On September 15th, 1942, the statistical agency was instructed to tabulate the automobile insurance data in Ontario of all insurers transacting such business for the calendar year 1941, transactions in respect of 1937, 1938, 1939, 1940 and 1941 policy years, and for the first six months of calendar year 1942 transactions in respect of policy year 1941. The tabulated results so directed to be compiled were subsequently filed with the Department. Development factors to reduce the 1941 incomplete policy year experience (valued as at June 30th, 1942) to a complete policy year basis were approved by the Department on November 24th, 1942. During December, 1942, experience exhibits were received containing automobile insurance loss-cost indications directed to be developed from the tabulated results of the complete policy years 1937, 1938, 1939 and 1940, and the incomplete policy year 1941 (valued as of June 30th, 1942).

Automobile Insurance Premium Rates

Sections 302, 303 and 304 of the Act, providing for government regulation of automobile insurance premium rates, are not in force. Insurers and rating bureaux are not required to file their schedules of premium rates with the

Department. Nevertheless, by analysis of the loss-cost experience data filed pursuant to section 72 of the Act, the Department is in a position at all times to report to you upon the reasonableness of automobile insurance premium rates fixed, made or charged in the Province. Complete loss-cost experience data for the automobile insurance business of all insurers in the Province, stock and mutual, tariff, non-tariff and Lloyd's, is presently on file, commencing with the policy year 1927. Automobile insurance loss-cost experience data is now required to be filed in seven provinces (excluding Quebec and Nova Scotia).

Standard Forms

The work of the Committee of Underwriters, which Committee makes recommendations from time to time respecting the forms of application, policy and endorsement to be used for the writing of automobile insurance in the several provinces under the "Uniform Automobile Insurance Act," has been covered in previous Reports since 1932. (For last reference see page x of the 1941 Report). A list of the "Standard" forms, revised to July 1st, 1939, is given in Appendix V of the 1939 Report. No changes were made in 1940.

The changes in 1941 (to July 14th, 1941) are printed in the 1941 Report at page x.

During 1942 the Committee recommended the following forms as "Standard" forms, which recommendations were accepted on behalf of all provinces (excluding Quebec) under the "Uniform Automobile Insurance Act":

- S.E.F. No. 26a—Additional Interests (Customers') Endorsement.
- S.A.F. No. 6 —Application for Standard Non-owned Automobile Policy.
- S.P.F. No. 6 —Non-owned Automobile Policy.
- S.E.F. No. 37 —Limitation of Cover to Operation of Automobiles by Officers and Employees.
- S.E.F. No. 38 —Limitation of Cover to Operation of Automobiles of the Commercial Type Hired by the Insured.
- S.E.F. No. 39 —Limitation of Cover to Operation of Automobiles by Named Employees.

In accordance with the practice followed in previous years, the Committee was named for the 1942-43 season on October 28th, 1942. The personnel of the Committee of Underwriters for the current season is the same as shown in the 1940 Report on page x.

CASUALTY AND MISCELLANEOUS INSURANCE

(OTHER THAN AUTOMOBILE)

Net premiums earned have not been calculated this year for the casualty and miscellaneous classes of insurance, other than Automobile, and the following table shows net premiums written and net losses incurred (excluding adjusting expenses) for 1941 for these classes of insurance.

CLASS OF INSURANCE	NET PREMIUMS WRITTEN	NET LOSSES INCURRED	RATIO NET LOSSES INCURRED TO NET PREMIUMS WRITTEN
	\$	\$	%
Accident—Personal	1,495,366	541,214	36.19
Accident—Public Liability	1,176,536	445,018	37.82
Accident—Employers' Liability	413,327	195,304	47.25
Accident and Sickness Combined	2,649,595	1,644,214	62.06
Aircraft	53,348	15,551	29.15
Boiler—Boiler	699,729	72,566	10.37
Boiler—Machinery	186,451	31,184	16.72
Credit	122,395	12,238	10.00
Earthquake	792
Explosion	120,766	65	.05
Real Property	228,705	14,705	6.43
Forgery	25,978	104	.40
Theft	594,384	129,343	21.76
Guarantee—Fidelity	638,008	72,837	11.42
Guarantee—Surety	401,515	1,395	.35
Hail	228,268	194,993	85.42
Inland Transportation	547,168	207,952	38.01
Live Stock	20,478	15,391	75.16
Marine	1,779,537	561,013	31.53
Personal Property	1,133,967	466,013	41.10
Plate Glass	265,771	130,830	49.23
Sickness	749,757	416,387	55.54
Sprinkler Leakage	5,305	435	8.20
Weather	5,909	1,887	31.93
Windstorm	118,694	86,268	72.68
TOTALS	13,661,749	5,256,907	38.48

Net premiums written have increased \$1,365,565 over the 1940 figure of \$12,296,184, while net losses incurred have increased by \$273,734. The ratio of net losses incurred to net premiums written is 38.48%, as compared with 40.53% in 1940.

AGENTS' COMMISSIONS

In previous reports reference has been made to the need for adjustment in fire insurance rates and commissions and to the fact that some rate reductions had been effected. Since the publication of my last report the Canadian Underwriters' Association has issued a new plan of agency contract applicable to agents outside the tariff districts of Toronto and Montreal and designed to improve the competitive position of the tariff companies, members of the Association. Under this plan agents are classified and paid according to the percentage of business given to tariff companies, as follows:

- (a) An agent already giving member companies not less than 50% of his total fire premiums, excluding farms, and undertaking within three years to increase his percentage to 75% and to maintain it at not less than 75% will receive additional remuneration of 5% on certain classes, i.e. commission rates of 20-20-25% instead of 15-20-25%.

with a substantial increase in the classes of risk taking a 25% commission.

- (b) An agent giving similar companies not less than 35% of such premiums and increasing the proportion to at least 50% within three years will receive current graded commission rates.
- (c) An agent giving member companies less than 35% of such premiums will receive the same commission rates as Class (b) until July 31st, 1943, by which time he must raise the proportion to Class (b) level or surrender the Association rating materials.

The main principle involved in the above plan of remuneration is to pay the agent in relation to the volume of business placed with tariff companies. It is a competitive basis designed to attract business from competitors through the incentive of an increased commission rate. It ignores the sound principle of payment to the agent in relation to services rendered.

This plan may lead to increased competition in the commissions paid to agents and, if so, will result in a further increase in the cost of doing business which is already at a high level. Fair competition in insurance rates is a healthy condition tending to produce a reasonable cost to the insured. Competition in commissions can only retard or prevent reduction in rates and increase the cost to the public.

JURISDICTION

In my last Report reference was made to an amendment to section 16 of *The Special War Revenue Act* enacted by the Parliament of Canada in 1941, subject to proclamation by the Governor-in-Council, such proclamation not to be issued until the amended section shall have been submitted to the Supreme Court of Canada for the purpose of determining if it be *ultra vires* of the Parliament of Canada. The effect of the amendment was to impose on residents of Canada who insure with any British or foreign company not registered under the laws of the Dominion of Canada to transact insurance or with any exchange, the chief place of business of which is outside Canada, and not so authorized, a 10% premium tax respecting such insurance, whether or not such insurer be licensed by a province. The interrogatory was referred to the court in the following terms:


“Is section 16 of The Special War Revenue Act, as enacted by section 1 of Chapter 54 of the Statutes of 1932 and amended by section 4 of Chapter 27 of the Statutes of 1940-41 *ultra vires* of the Parliament of Canada either in whole or in part, and if so, in what particular or particulars or to what extent?”

The Reference was argued on November 17th-19th, 1941, and judgment delivered on October 6th, 1942. The unanimous judgment of the court was that the interrogatory should be answered “Yes, in its entirety.”

The reasons for judgment are printed herein as Appendix V.

NEW LEGISLATION

A review of legislation enacted at the 1942 Session of the Legislature is included as Appendix I to this Report.



Superintendent of Insurance

CONTENTS

	PAGE
Preliminary Text	iii
Index and License Register	xiv

I.—ANNUAL STATEMENTS

(a) Joint Stock Insurance Companies.....	1
(b) Mutual Insurance Corporations.....	77
I. Farmers' Mutuels—Fire and Weather (Tables only).....	78
II. Associated New England Factory Mutuels.....	86
III. Other Mutuels.....	89
(c) Cash-Mutual Insurance Corporations.....	95
(d) Fraternal Societies.....	103
(e) Mutual Benefit Societies.....	139
(f) Companies Not Within (a) (b) (c) (d) and (e).....	157
(g) Reciprocal or Inter-insurance Exchanges.....	166
(h) Lloyd's.....	171
(i) Pension Fund Associations.....	175

II.—ANNUAL STATEMENT ABSTRACTS

Respecting Insurers other than Mutual Benefit Societies, Pension Fund Associations and Insurers filing modified statements only pursuant to Section 73 (2) of the Act.

Assets and Liabilities; Income and Disbursements, etc., by Classes of Insurers.....	185
Development of Claims Valuations.....	191

III.—STATISTICAL TABLES

Comparative Summaries for Mutual Fire Insurance Corporations Not Licensed Under Dominion Insurance Acts:	
Table I. Assets, Liabilities, Amount at Risk, etc. (1909–1941).....	200
Table II. Receipts and Expenditures, Cost of Management, etc. (1906–1941).....	201
Table III. Cost of Insurance (1901–1941).....	202
Underwriting Experience (Premiums and Losses) for Year 1941 by Classes of Insurance, Reported by All Insurers Operating in Ontario:	
Table IV. Life Insurance Companies—Premium Income.....	203
Table V. Life Insurance Companies—Disbursements to Policyholders.....	204
Table VI. Life Insurance Companies—Exhibit of Policies.....	207
Table VII. Fraternal Societies—Premium Income and Disbursements to Certificate Holders.....	209
Table VIII. Fraternal Societies—Exhibit of Mortuary Certificates (Adult).....	210
VIII (a) (Juvenile).....	211
Table IX. Fraternal Societies—Exhibit of Certificates Other than Mortuary.....	212
Table X. Fire Insurance.....	213
Table XI. Automobile Insurance.....	220
Table XII. Casualty and Miscellaneous Insurance (Other than Automobile).....	222
Table XIII. Summary of Premiums and Losses (All Classes Except Life).....	241

IV.—APPENDICES

I. Review of 1942 Insurance Legislation.....	245
II. Valuation of Securities.....	247
III. Head Offices, Principal Offices, etc., of Insurers Incorporated by Ontario (Except Mutual Benefit Societies).....	248
IV. Classification of Experience on Fire Risks.....	252
V. Court Decisions.....	254
VI. Underwriters' Agencies.....	259
VII. Guarantee Bonds—List of Insurers Whose Bonds Are Authorized by Order-in-Council for Court and Other Special Purposes.....	259

INDEX AND LICENSE REGISTER

As at December 31st, 1941

CLASS A—JOINT STOCK INSURANCE COMPANIES

REF. NO.	NAME OF INSURER	CLASSES OF INSURANCE	ANNUAL STATEMENT PAGE No.
1	Acadia Fire Insurance	Fire, Inland Transportation, Property Damage, Sprinkler Leakage, Theft and Weather Insurance.	3
2	Aetna Casualty and Surety	Automobile and Guarantee Insurance.	3
3	Aetna Insurance Company	Fire, Aircraft, Automobile, Hail, Inland Transportation, Marine, Property Damage, Sprinkler Leakage and Weather Insurance.	3
4	Aetna Life Insurance Company	Life, Accident and Sickness Insurance.	3
5	Agricultural Insurance Company	Fire, Automobile, Inland Transportation, Marine, Property Damage, Sprinkler Leakage and Weather Insurance.	4
6	Alliance Assurance Company	Fire, Property Damage, Sprinkler Leakage and Weather Ins.	4
7	Alliance Insurance of Philadelphia	Fire, Automobile, Hail, Inland Transportation, Marine, Property Damage, Sprinkler Leakage and Weather Insurance.	4
8	American Alliance Insurance	Fire, Automobile, Hail, Inland Transportation, Property Damage, Sprinkler Leakage, Theft and Weather Insurance.	4
9	American Automobile Fire	Automobile Insurance	4
10	American Automobile Insurance	Automobile and Accident Insurance	5
11	American Central Insurance	Fire, Automobile, Hail, Property Damage, Sprinkler Leakage and Weather Insurance.	5
12	American Credit Indemnity	Credit Insurance	5
13	American Equitable Assurance	Fire, Property Damage, Sprinkler Leakage and Weather Ins.	5
14	American Home Fire Assurance	Fire, Property Damage and Sprinkler Leakage Insurance.	5
15	American Insurance Company	Fire, Automobile, Inland Transportation, Marine, Property Damage, Sprinkler Leakage, Theft and Weather Insurance.	0
16	American Surety Company	Guarantee and Theft Insurance	6
17	Anglo-Scottish Insurance	Fire, Accident, Automobile, Guarantee, Plate Glass, Sprinkler Leakage, Theft and Weather Insurance	6
18	Arax Indemnity Company	Automobile, Employers' Liability, Public Liability, Theft and Workmen's Compensation Insurance	6
19	Atlas Assurance Company	Fire, Accident, Automobile, Employers' Liability, Inland Transportation, Plate Glass, Property Damage, Public Liability, Sprinkler Leakage, Theft and Weather Insurance	6
20	Automobile Insurance Company	Fire, Aircraft, Inland Transportation, Marine, Property Damage, Theft and Weather Insurance	7
21	Baloise Fire Insurance Company	Fire Insurance	7
22	Baltimore American Ins. of N.Y.	Fire, Inland Transportation, Property Damage and Theft Ins.	7
23	Bankers and Shippers Insurance	Fire Insurance	7
24	Beaver Fire Insurance Company	Fire, Sprinkler Leakage and Weather Insurance	7
25	Bee Fire Insurance of Paris, France	Fire, Property Damage, Sprinkler Leakage and Weather Ins.	8
26	Boiler Inspection and Insurance	Boiler and Machinery Insurance	8
27	Boston Insurance Company	Fire, Automobile, Inland Transportation, Marine, Property Damage, Sprinkler Leakage, Theft and Weather Insurance.	8
28	British America Assurance	Fire, Accident, Aircraft, Automobile, Employers' Liability, Guarantee, Inland Transportation, Marine, Plate Glass, Property Damage, Public Liability, Sickness, Sprinkler Leakage, Theft, Weather and Workmen's Compensation Ins.	8
29	British Canadian Insurance	Fire, Accident, Automobile, Boiler and Machinery, Employers' Liability, Guarantee, Inland Transportation, Marine, Plate Glass, Property Damage, Public Liability, Sickness, Sprinkler Leakage, Theft, Weather and Workmen's Compensation Ins.	9
30	British Crown Assurance	Fire, Property Damage, Sprinkler Leakage and Weather Ins.	9
31	British Empire Assurance	Fire, Accident, Automobile, Employers' Liability, Guarantee, Inland Transportation, Marine, Plate Glass, Property Damage, Public Liability, Sickness, Sprinkler Leakage, Theft, Weather and Workmen's Compensation Insurance.	9
32	British and European Insurance	Fire, Inland Transportation, Property Damage and Theft Ins.	9
33	British and Foreign Marine	Marine Insurance	10
34	British General Insurance	Fire, Automobile and Property Damage Insurance.	10
35	British Law Insurance Company	Fire, Automobile, Inland Transportation, Property Damage, Sprinkler Leakage and Weather Insurance.	10
36	British Northwestern Fire	Fire, Accident, Employers' Liability, Inland Transportation, Plate Glass, Property Damage, Public Liability, Sickness, Sprinkler Leakage, Theft and Weather Insurance.	11
37	British Oak Insurance Company	Fire, Automobile, Inland Transportation and Property Damage Insurance.	11
38	British Traders' Insurance	Fire, Automobile, Marine, Property Damage, Sprinkler Leakage and Weather Insurance	11
39	Caledonian-American Insurance	Fire, Property Damage, Sprinkler Leakage and Weather Ins.	11
40	Caledonian Insurance Company	Fire, Automobile, Inland Transportation, Property Damage, Sprinkler Leakage, Theft and Weather Insurance.	11
41	California Insurance Company	Fire, Property Damage, Sprinkler Leakage and Weather Ins.	12
42	Camden Fire Insurance Assoc.	Fire, Automobile, Inland Transportation, Property Damage and Sprinkler Leakage Insurance.	12
43	Canada Accident & Fire	Fire, Accident, Automobile, Boiler and Machinery, Employers' Liability, Guarantee, Inland Transportation, Plate Glass, Property Damage, Public Liability, Sickness, Sprinkler Leakage, Theft, Weather and Workmen's Compensation Ins.	12
44	Canada Life Assurance Company	Life Insurance	12
45	Canada Security Assurance Co.	Fire, Accident, Automobile, Employers' Liability, Guarantee, Hail, Inland Transportation, Plate Glass, Property Damage, Public Liability, Sickness, Sprinkler Leakage, Theft, Weather and Workmen's Compensation Insurance.	13
46	Canadian Fire Insurance	Fire, Accident, Automobile, Employers' Liability, Guarantee, Hail, Live Stock, Plate Glass, Property Damage, Public Liability, Sprinkler Leakage, Theft and Weather Insurance.	13

INDEX AND LICENSE REGISTER (Cont'd)

CLASS A—JOINT STOCK INSURANCE COMPANIES

REF. NO.	NAME OF INSURER	CLASSES OF INSURANCE	ANNUAL STATEMENT PAGE NO.
47	Canadian General Ins. Company	Fire, Accident, Automobile, Employers' Liability, Guarantee, Inland Transportation, Plate Glass, Property Damage, Public Liability, Sickness, Sprinkler Leakage, Theft, Weather and Workmen's Compensation Insurance	13
48	Canadian Indemnity Company	Fire, Accident, Automobile, Employer's Liability, Guarantee, Hail, Inland Transportation, Plate Glass, Property Damage, Public Liability, Sickness, Sprinkler Leakage, Theft and Weather Ins.	13
49	Canadian Surety Company	Fire, Accident, Aircraft, Automobile, Employers' Liability, Guarantee, Inland Transportation, Plate Glass, Property Damage, Public Liability, Sprinkler Leakage and Theft Ins.	14
50	Car and General Insurance	Fire, Accident, Automobile, Employers' Liability, Property Damage, Public Liability, Sickness, Sprinkler Leakage and Weather Insurance	14
51	Casualty Company of Canada	Fire, Accident, Automobile, Employers' Liability, Guarantee, Plate Glass, Public Liability, Sickness and Theft Insurance	14
52	Central Insurance Company	Fire, Automobile, Property Damage, Sprinkler Leakage and Weather Insurance	14
53	Central Union Insurance Company	Fire, Property Damage, Sprinkler Leakage and Weather Ins.	15
54	Century Insurance Company	Fire, Accident, Automobile, Guarantee, Inland Transportation, Marine, Plate Glass, Property Damage, Sprinkler Leakage, Theft and Weather Insurance	15
55	China Fire Insurance Company	Fire, Automobile, Property Damage, Sprinkler Leakage and Weather Insurance	15
56	Citizens Insurance of New Jersey	Fire, Hail, Property Damage, Sprinkler Leakage and Weather Insurance	15
57	City of New York Insurance	Fire, Hail, Marine, Property Damage, Sprinkler Leakage and Weather Insurance	15
58	Columbia Insurance of New York	Fire, Inland Transportation, Marine, Property Damage, Sprinkler Leakage, Theft and Weather Insurance	16
59	Commercial Life Assurance	Life Insurance	16
60	Commercial Union Assurance	Fire, Life, Accident, Automobile, Employers' Liability, Inland Transportation, Marine, Plate Glass, Property Damage, Public Liability, Sickness, Sprinkler Leakage, Theft and Workmen's Compensation Insurance	16
61	Confederation Life Association	Life, Accident and Sickness Insurance	17
62	Connecticut Fire Insurance	Fire, Hail, Inland Transportation, Marine, Property Damage, Sprinkler Leakage and Weather Insurance	17
63	Consolidated Fire and Casualty	Fire, Accident, Automobile, Guarantee, Plate Glass and Sickness Insurance	17
64	Continental Casualty Company	Accident, Automobile, Employers' Liability, Plate Glass, Public Liability, Sickness and Theft Insurance	17
65	Continental Insurance Company	Fire, Aircraft, Automobile, Hail, Inland Transportation, Marine, Property Damage, Sprinkler Leakage and Weather Insurance	18
66	Continental Life Insurance Co.	Life Insurance	18
67	Cornhill Insurance Company	Fire, Automobile and Property Damage Insurance	18
68	Crown Life Insurance Company	Life Insurance	18
69	Dominion of Canada General	Fire, Life, Accident, Automobile, Boiler and Machinery, Employers' Liability, Guarantee, Inland Transportation, Plate Glass, Public Liability, Sickness and Theft Insurance	19
70	Dominion Fire Insurance	Fire, Accident, Automobile and Plate Glass Insurance	19
71	Dominion Life Assurance	Life Insurance	19
72	Drapers' and General	Fire, Automobile and Property Damage Insurance	19
73	Eagle Fire Company of New York	Fire, Automobile and Inland Transportation Insurance	20
74	Eagle Star Insurance Company	Fire, Inland Transportation, Marine, Plate Glass, Property Damage, Sprinkler Leakage, Theft and Weather Insurance	20
75	T. Eaton Life Assurance Company	Life Insurance	20
76	Empire Life Insurance Company	Life Insurance	20
77	Employers' Liability	Fire, Accident, Automobile, Boiler and Machinery, Employers' Liability, Guarantee, Inland Transportation, Plate Glass, Property Damage, Public Liability, Sickness, Sprinkler Leakage, Theft, Weather and Workmen's Compensation Ins.	27
78	Employers Reinsurance Corp'n	Accident, Automobile, Employers' Liability, Guarantee, Property Damage, Public Liability, Theft and Workmen's Compensation (limited to contracts of reinsurance)	27
79	Ensign Insurance Company	Fire and Sprinkler Leakage Insurance	27
80	Equitable Fire & Marine	Fire, Hail, Inland Transportation, Marine, Property Damage, Sprinkler Leakage and Weather Insurance	27
81	Equitable Life Ins. of Canada	Life Insurance	27
82	Essex & Suffolk Equitable Ins. Soc.	Fire, Inland Transportation, Property Damage, Sprinkler Leakage, Theft and Weather Insurance	28
83	Eureka-Security Fire & Marine	Fire and Automobile Insurance	28
84	Excelsior Life Insurance Company	Life Insurance	28
85	Excess Insurance Company	Fire Insurance	28
86	Federal Fire of Canada	Fire, Accident, Employers' Liability, Plate Glass, Public Liability and Theft Insurance	28
87	Federal Insurance Company	Fire, Automobile, Inland Transportation, Marine, Property Damage and Weather Insurance	29
88	Fidelity & Casualty Co. of N.Y.	Accident, Aircraft, Automobile, Boiler and Machinery, Employers' Liability, Guarantee, Plate Glass, Public Liability, Sickness, Theft and Workmen's Compensation Insurance	29
89	Fidelity Insurance of Canada	Accident, Automobile, Employers' Liability, Guarantee, Inland Transportation, Plate Glass, Property Damage, Public Liability, Sickness, Theft and Workmen's Compensation Ins.	29
90	Fidelity-Phenix Fire of New York	Fire, Automobile, Hail, Inland Transportation, Marine, Property Damage, Sprinkler Leakage and Weather Insurance	29

INDEX AND LICENSE REGISTER (Cont'd)

CLASS A—JOINT STOCK INSURANCE COMPANIES

REF. NO.	NAME OF INSURER	CLASSES OF INSURANCE	ANNUAL STATEMENT PAGE NO.
91	Fire Association of Philadelphia	Fire, Automobile, Inland Transportation, Marine, Property Damage, Sprinkler Leakage, Theft and Weather Insurance.	29
92	Fire Insurance of Canada	Fire, Property Damage and Sprinkler Leakage Insurance.	30
93	Fireman's Fund Insurance	Fire, Automobile, Inland Transportation, Marine, Property Damage, Sprinkler Leakage, Theft and Weather Insurance.	30
94	Firemen's Ins. of Newark	Fire, Automobile, Hail, Sprinkler Leakage and Weather Ins.	30
95	First American Fire	Fire, Hail, Inland Transportation, Property Damage, Sprinkler Leakage and Weather Insurance.	30
96	Fonciere Fire of Paris, France	Fire Insurance	30
97	Franklin Fire of Philadelphia	Fire, Automobile, Hail, Inland Transportation, Marine, Property Damage, Sprinkler Leakage, Theft and Weather Insurance.	31
98	General Accident of Canada	Fire, Accident, Automobile, Boiler and Machinery, Employers' Liability, Guarantee, Inland Transportation, Plate Glass, Property Damage, Public Liability, Sickness, Sprinkler Leakage, Theft and Weather Insurance.	31
99	General Accident, Fire & Life	Fire, Accident, Automobile, Employers' Liability, Inland Transportation, Plate Glass, Property Damage, Public Liability, Sickness, Sprinkler Leakage, Theft and Weather Insurance.	31
100	General Exchange Ins. Corp'n.	Automobile Insurance	31
101	General Security Ins. of Canada	Fire, Accident, Automobile, Guarantee, Inland Transportation, Plate Glass, Property Damage, Sickness, Sprinkler Leakage, Theft and Weather Insurance.	31
102	Girard Fire and Marine Ins. Co.	Fire, Hail and Weather Insurance	32
103	Glens Falls Insurance Company	Fire, Automobile, Inland Transportation, Marine, Property Damage, Sprinkler Leakage, Theft and Weather Insurance.	32
104	Globe Indemnity of Canada	Fire, Accident, Automobile, Boiler and Machinery, Employers' Liability, Guarantee, Inland Transportation, Plate Glass, Property Damage, Public Liability, Sickness, Sprinkler Leakage, Theft, Weather and Workmen's Compensation Ins.	32
105	Globe & Republic of America	Fire Insurance	32
106	Grain Insurance and Guarantee	Fire, Guarantee and Theft Insurance (limited to renewal of insurance contracts in Ontario)	33
107	Granite State Fire Insurance	Fire Insurance	33
108	Great American Indemnity	Accident, Automobile, Aircraft, Employers' Liability, Guarantee, Plate Glass, Public Liability, Sickness and Theft Ins.	33
109	Great American Insurance	Fire, Automobile, Aircraft, Hail, Inland Transportation, Marine, Property Damage, Sprinkler Leakage, Theft and Weather Ins.	33
110	Great West Life Assurance	Life, Accident and Sickness Insurance	34
111	Guarantee Co. of N. America	Guarantee and Theft Insurance	34
112	Guardian Assurance Company	Fire, Accident, Employers' Liability, Inland Transportation, Property Damage, Public Liability, Sprinkler Leakage, Theft and Weather Insurance	34
113	Guardian Insurance of Canada	Fire, Accident, Aircraft, Automobile, Boiler and Machinery, Employers' Liability, Guarantee, Inland Transportation, Plate Glass, Property Damage, Public Liability, Sickness, Sprinkler Leakage, Theft and Weather Insurance.	34
114	Guildhall Insurance Company	Fire, Accident, Automobile, Employers' Liability, Inland Transportation, Plate Glass, Property Damage, Public Liability, Sickness, Sprinkler Leakage, Theft and Weather Insurance.	35
115	Halifax Insurance Company	Fire, Automobile, Accident, Aircraft, Boiler and Machinery, Guarantee, Hail, Inland Transportation, Live Stock, Plate Glass, Property Damage, Sickness, Sprinkler Leakage, Theft and Weather Insurance.	35
116	Hand-in-Hand Insurance Company	Fire, Automobile, Inland Transportation, Plate Glass, Property Damage, Sprinkler Leakage and Weather Insurance.	35
117	Hanover Fire Insurance Company	Fire, Property Damage, Sprinkler Leakage and Weather Ins.	37
118	Hartford Accident & Indemnity	Accident, Automobile, Employers' Liability, Guarantee, Live Stock, Plate Glass, Public Liability, Sickness, Theft and Workmen's Compensation Insurance	37
119	Hartford Fire Insurance Company	Fire, Aircraft, Automobile, Hail, Inland Transportation, Marine, Property Damage, Sprinkler Leakage, Theft and Weather Ins.	37
120	Hartford Live Stock	Live Stock Insurance	38
121	Hartford Steam Boiler	Boiler and Machinery Ins. (limited to contracts of reinsurance).	38
122	Helvetia Swiss Fire	Fire Insurance	38
123	Home Fire & Marine of California	Fire, Automobile, Inland Transportation, Marine, Property Damage, Sprinkler Leakage, Theft and Weather Insurance.	38
124	Home Insurance Company	Fire, Automobile, Hail, Inland Transportation, Marine, Property Damage, Sprinkler Leakage, Theft and Weather Insurance.	38
125	Homestead Fire Insurance	Fire, Automobile, Inland Transportation, Marine, Property Damage, Sprinkler Leakage, Theft and Weather Insurance.	39
126	Hudson Bay Insurance Company	Fire, Accident, Automobile, Boiler and Machinery, Employers' Liability, Guarantee, Plate Glass, Property Damage, Public Liability, Sickness, Sprinkler Leakage, Theft, Weather and Workmen's Compensation Insurance	39
127	Imperial Assurance Company	Fire, Property Damage, Sprinkler Leakage and Weather Ins.	39
128	Imperial Guarantee & Accident	Fire, Accident, Automobile, Employers' Liability, Guarantee, Inland Transportation, Marine, Plate Glass, Property Damage, Public Liability, Sickness, Sprinkler Leakage, Theft, Weather and Workmen's Compensation	39
129	Imperial Insurance Office	Fire, Accident, Automobile, Employers' Liability, Guarantee, Inland Transportation, Plate Glass, Public Liability, Sickness, Sprinkler Leakage, Theft, Weather and Workmen's Compensation Insurance	39
130	Imperial Life Assurance of Canada	Life Insurance	40
131	Indemnity Insurance of N. America	Accident, Automobile, Guarantee, Live Stock, Plate Glass, Sickness and Theft Insurance	40

INDEX AND LICENSE REGISTER (Cont'd)
CLASS A—JOINT STOCK INSURANCE COMPANIES

REF. NO.	NAME OF INSURER	CLASSES OF INSURANCE	ANNUAL STATEMENT PAGE NO.
132	Indemnity Marine Assurance	Inland Transportation, Marine and Property Damage Ins.	40
133	Insurance Company of N. America	Fire, Aircraft, Automobile, Hail, Inland Transportation, Marine, Property Damage, Sprinkler Leakage and Weather Ins.	40
134	International Fidelity Insurance	Guarantee Insurance	40
135	Jersey Insurance of New York	Fire, Automobile, Sprinkler Leakage and Weather Insurance	41
136	Law, Union & Rock Insurance Co.	Fire, Accident, Automobile, Employers' Liability, Guarantee, Inland Transportation, Plate Glass, Property Damage, Public Liability, Sickness, Sprinkler Leakage, Theft, Weather and Workmen's Compensation Insurance	41
137	Legal and General Assurance Soc.	Fire, Accident, Inland Transportation, Plate Glass, Property Damage, Public Liability, Sickness, Sprinkler Leakage, Theft and Weather Insurance	41
138	Liverpool and London and Globe	Fire, Life, Accident, Automobile, Boiler and Machinery, Employers' Liability, Guarantee, Inland Transportation, Marine, Plate Glass, Property Damage, Public Liability, Sickness, Sprinkler Leakage, Theft, Weather and Workmen's Compensation Insurance	41
139	Liverpool-Manitoba Assurance	Fire, Automobile, Property Damage, Sprinkler Leakage and Weather Insurance	42
140	Local Government Guarantee Soc.	Fire, Property Damage and Sprinkler Leakage Insurance	42
141	London Assurance	Fire, Accident, Automobile, Employers' Liability, Inland Transportation, Marine, Plate Glass, Property Damage, Public Liability, Sickness, Sprinkler Leakage, Theft and Weather Insurance	42
142	London-Canada Insurance	Fire, Automobile, Hail, Inland Transportation, Property Damage, Sprinkler Leakage, Theft and Weather Insurance	42
143	London & County Insurance Co.	Fire, Automobile, Sprinkler Leakage and Weather Insurance	42
144	London Guarantee & Accident	Fire, Accident, Aircraft, Automobile, Boiler and Machinery, Employers' Liability, Guarantee, Inland Transportation, Plate Glass, Property Damage, Public Liability, Sickness, Sprinkler Leakage, Theft and Weather Insurance	43
145	London & Lancashire Guar. & Acc.	Fire, Accident, Automobile, Employers' Liability, Guarantee, Inland Transportation, Plate Glass, Property Damage, Public Liability, Sickness, Sprinkler Leakage, Theft and Workmen's Compensation Insurance	43
146	London & Lancashire Insurance	Fire, Automobile, Inland Transportation, Property Damage, Sprinkler Leakage and Weather Insurance	43
147	London Life Insurance Company	Life, Accident and Sickness Insurance	43
148	London & Prov. Marine & General	Fire, Accident, Automobile, Employers' Liability, Guarantee, Hail, Inland Transportation, Plate Glass, Property Damage, Public Liability, Sickness, Sprinkler Leakage and Theft Ins.	44
149	London and Scottish Assurance	Fire, Accident, Automobile, Employers' Liability, Hail, Plate Glass, Property Damage, Public Liability, Sickness, Sprinkler Leakage, Theft and Weather Insurance	44
150	Loyal Protective Life Insurance	Life, Accident and Sickness Insurance	44
151	Lumbermen's Insurance Company	Fire, Inland Transportation and Property Damage Insurance	44
152	Manufacturers Life Insurance	Life Insurance	45
153	Marine Insurance Company	Fire, Aircraft, Automobile, Inland Transportation, Marine and Property Damage Insurance	45
154	Maryland Casualty Company	Accident, Aircraft, Automobile, Boiler and Machinery, Employers' Liability, Guarantee, Plate Glass, Property Damage, Public Liability, Sickness, Sprinkler Leakage, Theft and Workmen's Compensation Insurance	45
155	Maryland Insurance Company	Fire, Hail, Inland Transportation, Property Damage, Sprinkler Leakage and Weather Insurance	45
156	Mercantile Insurance Company	Fire, Accident, Automobile, Employers' Liability, Inland Transportation, Property Damage, Sprinkler Leakage, Theft and Weather Insurance	45
157	Merchants Fire Assur. of New York	Fire, Property Damage, Sprinkler Leakage and Weather Ins.	46
158	Merchants Fire Insurance Co.	Fire and Automobile Insurance	46
159	Merchants and Mfrs. of New York	Fire, Property Damage, Sprinkler Leakage and Weather Ins.	48
160	Merchants Marine Insurance	Fire, Automobile, Property Damage, Sprinkler Leakage and Weather Insurance	48
161	Mercury Insurance Company	Fire, Automobile, Property Damage, Sprinkler Leakage and Weather Insurance	48
162	Metropolitan Casualty of N. Y.	Accident, Automobile, Employers' Liability, Guarantee, Plate Glass, Public Liability, Sickness and Theft Insurance	48
163	Michigan Fire & Marine	Fire, Automobile, Hail, Inland Transportation, Property Damage, Sprinkler Leakage and Weather Insurance	48
164	Monarch Life Assurance Company	Life Insurance	49
165	Montreal Life Insurance Company	Life Insurance	49
166	Motor Union Insurance Company	Fire, Accident, Automobile, Marine, Plate Glass, Property Damage, Public Liability, Sprinkler Leakage and Weather Ins.	49
167	*Mutual Life and Citizens	Life Insurance	49
168	National-Ben Franklin Fire	Fire, Automobile, Inland Transportation, Property Damage, Sprinkler Leakage and Theft Insurance	50
169	National Fire of Hartford	Fire, Aircraft, Automobile, Inland Transportation and Property Damage Insurance	50
170	National Liberty of America	Fire, Automobile, Hail, Inland Transportation, Marine, Property Damage, Sprinkler Leakage, Theft and Weather Insurance	50
171	National Life Assurance of Canada	Life Insurance	50
172	National-Liverpool Insurance	Fire, Property Damage, Sprinkler Leakage and Weather Ins.	50
173	National Provincial Insurance	Fire, Plate Glass, Property Damage, Sprinkler Leakage and Weather Insurance	51
174	National Security Insurance	Fire Insurance	51

*License not renewed July 1st, 1941.

INDEX AND LICENSE REGISTER (Cont'd)

CLASS A—JOINT STOCK INSURANCE COMPANIES

REF. No.	NAME OF INSURER	CLASSES OF INSURANCE	ANNUAL STATEMENT PAGE No.
175	National Surety Corporation.....	Guarantee and Theft Insurance (as a discontinuing company only)	51
176	National Union Fire of Pittsburg...	Fire, Aircraft, Automobile, Inland Transportation, Property Damage, Sprinkler Leakage and Weather Insurance.....	51
177	Nationale Fire of Paris, France.....	Fire and Property Damage Insurance	51
178	Newark Fire Insurance Company...	Fire, Automobile, Property Damage, Sprinkler Leakage and Weather Insurance.....	52
179	New Brunswick Fire Insurance.....	Fire, Hail, Inland Transportation, Marine, Property Damage, Sprinkler Leakage, Theft and Weather Insurance.....	52
180	New England Fire.....	Fire, Automobile, Hail and Property Damage Insurance.....	52
181	New Hampshire Fire.....	Fire and Automobile Insurance.....	52
182	New York Fire.....	Fire, Property Damage, Sprinkler Leakage and Weather Ins.....	52
183	New York Underwriters.....	Fire, Automobile, Hail, Inland Transportation, Marine, Property Damage, Sprinkler Leakage and Weather Insurance.....	53
184	Niagara Fire Insurance Company...	Fire, Automobile, Hail, Inland Transportation, Property Damage, Sprinkler Leakage and Weather Insurance.....	53
185	North American Accident.....	Accident and Sickness Insurance	53
186	North British and Mercantile.....	Fire, Accident, Automobile, Employers' Liability, Guarantee, Inland Transportation, Plate Glass, Property Damage, Public Liability, Sickness, Sprinkler Leakage, Theft, Weather and Workmen's Compensation Insurance.....	53
187	North Empire Fire Insurance Co...	Fire, Inland Transportation, Property Damage, Sprinkler Leakage, Theft and Weather Insurance.....	53
188	North River Insurance Co.....	Fire, Aircraft, Inland Transportation, Marine, Property Damage, Sprinkler Leakage and Weather Insurance.....	54
189	North West Fire Insurance Co.....	Fire and Property Damage Insurance	54
190	Northern Assurance Company.....	Fire, Accident, Automobile, Boiler and Machinery, Employers' Liability, Guarantee, Inland Transportation, Marine, Plate Glass, Property Damage, Public Liability, Sickness, Sprinkler Leakage, Theft, Weather and Workmen's Compensation Ins.	54
191	Northern Life Assur. of Canada.....	Life Insurance.....	54
192	Northwest Casualty Company.....	Automobile, Plate Glass and Theft Insurance.....	54
193	Northwestern National Insurance...	Fire, Automobile, Inland Transportation, Property Damage, Sprinkler Leakage, Theft and Weather Insurance.....	55
194	Norwich Union Fire Insurance Soc...	Fire, Accident, Automobile, Employers' Liability, Guarantee, Inland Transportation, Marine, Plate Glass, Property Damage, Public Liability, Sickness, Sprinkler Leakage, Theft, Weather and Workmen's Compensation Insurance.....	55
195	Occidental Fire Insurance Co.....	Fire, Accident, Automobile, Employers' Liability, Hail, Plate Glass, Property Damage, Public Liability, Sickness, Sprinkler Leakage, Theft, Weather and Workmen's Compensation Ins.	55
196	Occidental Life of California.....	Life, Accident and Sickness Insurance.....	55
197	Ocean Accident and Guar. Corp'n...	Fire, Accident, Automobile, Boiler and Machinery, Employers Liability, Guarantee, Inland Transportation, Plate Glass, Property Damage, Public Liability, Sickness, Sprinkler Leakage, Theft, Weather and Workmen's Compensation Insurance.....	56
198	Pacific Coast Fire Insurance Co....	Fire, Accident, Automobile, Inland Transportation, Marine, Property Damage, Sprinkler Leakage, Theft and Weather Ins.	56
199	Pacific Fire Insurance Company....	Fire, Inland Transportation, Property Damage, Sprinkler Leakage, Theft and Weather Insurance.....	56
200	Palatine Insurance Company.....	Fire, Automobile and Property Damage Insurance	56
201	Patriotic Assurance Company.....	Fire, Automobile, Property Damage, Sprinkler Leakage, Theft and Weather Insurance.....	56
202	Pearl Assurance Company.....	Fire, Accident, Automobile, Guarantee, Employers' Liability, Inland Transportation, Property Damage, Public Liability, Sprinkler Leakage, Theft and Weather Insurance.....	57
203	Phenix Fire of Paris, France.....	Fire, Automobile and Property Damage Insurance (limited to renewal of insurance contracts).....	57
204	Philadelphia Fire & Marine.....	Fire, Hail, Inland Transportation, Marine, Property Damage, Sprinkler Leakage and Weather Insurance.....	57
205	Phoenix Assurance Company.....	Fire, Aircraft, Automobile, Accident, Employers' Liability, Guarantee, Inland Transportation, Marine, Plate Glass, Property Damage, Public Liability, Sickness, Sprinkler Leakage, Theft and Weather Insurance.....	57
206	Phoenix Insurance of Hartford.....	Fire, Aircraft, Hail, Inland Transportation, Marine, Property Damage, Sprinkler Leakage and Weather Insurance.....	57
207	Pilot Insurance Company.....	Fire, Accident, Automobile, Boiler and Machinery, Employers Liability, Guarantee, Hail, Inland Transportation, Marine, Plate Glass, Property Damage, Public Liability, Sickness, Sprinkler Leakage, Theft, Weather and Workmen's Compensation Insurance.....	58
208	Pioneer Insurance Company.....	Fire, Automobile, Property Damage, Sprinkler Leakage and Weather Insurance.....	59
209	Planet Assurance Company.....	Fire, Sprinkler Leakage and Weather Insurance.....	60
210	Protective Association of Canada...	Accident and Sickness Insurance.....	60
211	Providence Washington Insurance...	Fire, Automobile, Hail, Inland Transportation, Marine, Property Damage, Sprinkler Leakage and Weather Insurance.....	60
212	Provincial Insurance Company.....	Fire, Automobile and Property Damage Insurance	60
213	Prudential Assurance Company.....	Fire, Life, Accident, Automobile, Employers' Liability, Guarantee, Inland Transportation, Plate Glass, Property Damage, Public Liability, Sickness, Sprinkler Leakage, Theft, Weather and Workmen's Compensation Insurance.....	61
214	Quebec Fire Assurance Company...	Fire, Inland Transportation, Property Damage, Sprinkler Leakage and Weather Insurance.....	61
215	Queen City Fire Insurance Co.....	Fire, Hail, Inland Transportation, Property Damage, Sprinkler Leakage and Weather Insurance.....	61

INDEX AND LICENSE REGISTER (Cont'd)
CLASS A—JOINT STOCK INSURANCE COMPANIES

REF. No.	NAME OF INSURER	CLASSES OF INSURANCE	ANNUAL STATEMENT PAGE No.
216	Queen Insurance of America.	Fire, Automobile, Inland Transportation, Marine, Property Damage, Sprinkler Leakage and Weather Insurance.	63
217	Railway Passengers Assurance	Fire, Accident, Automobile, Employers' Liability, Guarantee, Inland Transportation, Plate Glass, Property Damage, Public Liability, Sickness, Sprinkler Leakage, Theft, Weather, and Workmen's Compensation Insurance	63
218	Reliance Insurance of Canada	Fire, Hail, Inland Transportation, Property Damage, Sprinkler Leakage, Theft and Weather Insurance.	64
219	Royal Exchange Assurance	Fire, Accident, Automobile, Employers' Liability, Guarantee, Inland Transportation, Marine, Property Damage, Public Liability, Sickness, Sprinkler Leakage, Theft, Weather and Workmen's Compensation Insurance.	64
220	Royal Insurance Company	Fire, Life, Accident, Automobile, Boiler and Machinery, Employers' Liability, Guarantee, Inland Transportation, Marine, Plate Glass, Property Damage, Public Liability, Sickness, Sprinkler Leakage, Theft, Weather and Workmen's Compensation Insurance	64
221	Royal Scottish Insurance.	Fire, Property Damage, Sprinkler Leakage and Weather Ins.	65
222	St. Paul Fire & Marine Ins. Co.	Fire, Aircraft, Automobile, Hail, Inland Transportation, Marine, Property Damage, Sprinkler Leakage and Weather Insurance, Accident and Automobile Insurance	65
223	Saint Paul-Mercury Indemnity	Life Insurance	65
224	Sauvegarde, La. Life Insurance	Life Insurance	65
225	Scottish Canadian Assurance	Fire, Property Damage, Sprinkler Leakage and Weather Ins.	65
226	Scottish Insurance Corporation	Fire and Property Damage Insurance.	65
227	Scottish Metropolitan Assurance	Fire, Accident, Automobile, Employers' Liability, Guarantee, Inland Transportation, Plate Glass, Property Damage, Public Liability, Sickness, Sprinkler Leakage, Weather and Workmen's Compensation Insurance.	66
228	Scottish Union & National.	Fire, Automobile, Inland Transportation, Property Damage, Sprinkler Leakage, Theft and Weather Insurance.	66
229	Sea Insurance Company.	Fire, Inland Transportation, Marine, Property Damage and Weather Insurance.	66
230	Security Insurance of New Haven.	Fire, Automobile, Inland Transportation, Marine, Property Damage, Sprinkler Leakage, Theft and Weather Insurance.	66
231	Security National Insurance.	Fire Insurance	66
232	Sentinel Fire Insurance Company.	Fire, Hail, Inland Transportation, Property Damage, Sprinkler Leakage, Theft and Weather Insurance	67
233	South British Insurance Company.	Fire, Accident, Automobile, Employers' Liability, Inland Transportation, Plate Glass, Property Damage, Public Liability, Theft and Workmen's Compensation Insurance	67
234	Southern Insurance Company.	Fire, Automobile, Plate Glass, Sprinkler Leakage and Weather Insurance	67
235	Sovereign Life of Canada	Life Insurance	67
236	Springfield Fire & Marine	Fire, Aircraft, Automobile, Inland Transportation, Property Damage, Sprinkler Leakage, Theft and Weather Insurance.	67
237	Standard Marine Insurance	Inland Transportation and Marine Insurance	68
238	State Assurance Company.	Fire, Property Damage, Sprinkler Leakage and Weather Ins.	68
239	Sterling Insurance of Canada.	Fire Insurance.	68
240	Sun Insurance Office, Limited	Fire, Accident, Automobile, Employers' Liability, Guarantee, Inland Transportation, Marine, Plate Glass, Property Damage, Public Liability, Sickness, Sprinkler Leakage, Theft, Weather and Workmen's Compensation Insurance.	69
241	Sun Life Assurance of Canada	Life Insurance	70
242	Svea Fire & Life Insurance Co.	Fire, Sprinkler Leakage and Weather Insurance (limited to renewals of insurance contracts)	70
243	Switzerland General Insurance Co.	Fire Insurance.	70
244	Toronto General Insurance Co.	Fire, Accident, Automobile, Employers' Liability, Guarantee, Inland Transportation, Plate Glass, Property Damage, Public Liability, Sickness, Theft, Weather and Workmen's Compensation Insurance.	70
245	Travelers Fire Insurance Company.	Fire, Aircraft, Automobile, Inland Transportation, Property Damage, Sprinkler Leakage and Weather Insurance.	70
246	Travelers Indemnity Company	Aircraft, Automobile, Boiler and Machinery, Guarantee, Plate Glass, Public Liability and Theft Insurance.	71
247	Travelers Insurance Company	Life, Accident, Aircraft, Automobile, Employers' Liability, Public Liability, Sickness and Workmen's Compensation Ins.	71
248	Union Assurance Society.	Fire, Accident, Automobile, Employers' Liability, Inland Transportation, Plate Glass, Property Damage, Public Liability, Sickness, Theft and Workmen's Compensation Insurance.	71
249	Union Fire, Acc. & Gen. of Paris.	Fire, Automobile, Property Damage, Sprinkler Leakage and Weather Insurance.	71
250	Union Insurance Soc. of Canton.	Fire, Accident, Automobile, Employers' Liability, Guarantee, Inland Transportation, Marine, Plate Glass, Property Damage, Public Liability, Sickness, Sprinkler Leakage, Theft, Weather and Workmen's Compensation Insurance.	72
251	Union Marine & General Insurance.	Fire, Accident, Automobile, Employers' Liability, Guarantee, Inland Transportation, Marine, Plate Glass, Property Damage, Public Liability, Sickness, Sprinkler Leakage, Theft and Weather Insurance.	72
252	United British Insurance Company.	Fire, Automobile, Property Damage, Sprinkler Leakage and Weather Insurance.	72
253	United Firemen's of Philadelphia.	Fire, Property Damage, Sprinkler Leakage and Weather Ins.	72
254	United States Fidelity & Guaranty	Accident, Aircraft, Automobile, Employers' Liability, Guarantee, Plate Glass, Public Liability, Sickness, Theft and Workmen's Compensation Insurance.	72
255	United States Fire Insurance Co.	Fire, Aircraft, Automobile, Inland Transportation, Marine, Property Damage, Sprinkler Leakage and Weather Insurance.	73

INDEX AND LICENSE REGISTER (Cont'd)

CLASS A—JOINT STOCK INSURANCE COMPANIES

REF. No.	NAME OF INSURER	CLASSES OF INSURANCE	ANNUAL STATEMENT PAGE No.
256	United States Guarantee Company	Automobile, Employers' Liability, Public Liability and Theft Insurance	73
257	Urbaine Fire of Paris, France	Fire, Property Damage, Sprinkler Leakage and Weather Ins.	73
258	Wellington Fire Insurance Co.	Fire, Accident and Automobile Insurance	73
259	Westchester Fire Insurance Co.	Fire, Aircraft, Automobile, Hail, Inland Transportation, Marine, Property Damage, Sprinkler Leakage and Weather Ins.	73
260	Western Assurance Company	Fire, Accident, Aircraft, Automobile, Boiler and Machinery, Employers' Liability, Guarantee, Inland Transportation, Marine, Plate Glass, Property Damage, Public Liability, Sick-ness, Sprinkler Leakage, Theft, Weather and Workmen's Compensation Insurance	74
261	Western Life Assurance Company	Life Insurance	74
262	Westminster Fire Office	Fire, Property Damage, Sprinkler Leakage and Weather Ins.	74
263	World Fire & Marine	Fire, Automobile, Hail, Inland Transportation, Marine, Prop-erty Damage, Sprinkler Leakage and Weather Insurance	74
264	World Marine & General	Fire, Accident, Automobile, Boiler and Machinery, Employers' Liability, Guarantee, Inland Transportation, Plate Glass, Property Damage, Public Liability, Sick-ness, Sprinkler Leakage, Theft, Weather and Workmen's Compensation Ins.	75
265	Yorkshire Insurance Company	Fire, Accident, Automobile, Boiler and Machinery, Employers' Liability, Hail, Guarantee, Inland Transportation, Live Stock, Marine, Plate Glass, Property Damage, Public Liability, Sick-ness, Sprinkler Leakage and Theft Insurance	75
266	Zurich Gen. Accident & Liability	Accident, Automobile, Employers' Liability, Inland Transporta-tion, Plate Glass, Public Liability, Sick-ness and Theft Ins.	75

CLASS B—MUTUAL INSURANCE CORPORATIONS

REF. No.	NAME OF INSURER	CLASSES OF INSURANCE	ANNUAL STATEMENT PAGE No.
	<i>Farmers' Mutual—Fire</i>		
1	Algoma	Fire Insurance	78
2	Amherst Island	Fire Insurance	78
3	Ayr Farmers'	Fire Insurance	78
4	Bay of Quinte Agricultural	Fire Insurance	78
5	Bertie and Willoughby Farmers'	Fire Insurance	78
6	Blanshard	Fire Insurance	78
7	Blenheim, North	Fire Insurance	78
8	Brant, County of, Farmers'	Fire Insurance	78
9	Canadian Millers'	Fire insurance limited to insuring on the premium note plan against fire and lightning, buildings, plant and stocks of millers and grain dealers used in connection with the milling or grain trade, also dwellings and outbuildings and contents thereof owned by such millers and grain dealers or their employees.	78
10	Caradoc Farmers'	Fire Insurance	78
11	Clinton, Township of	Fire Insurance	78
12	Culross	Fire Insurance	78
13	Dereham and West Oxford	Fire Insurance	78
14	Dorchester, North and South	Fire Insurance	78
15	Downie	Fire Insurance	78
16	Dufferin Farmers'	Fire Insurance	78
17	Dumfries, North, and Waterloo, South	Fire Insurance	78
18	Dunwich Farmers'	Fire Insurance	78
19	Easthope, South	Fire Insurance	78
20	Eklrid	Fire Insurance	78
21	Elma Farmers'	Fire Insurance	78
22	Eramosa	Fire Insurance	78
23	Erie Farmers'	Fire Insurance	78
24	Farmers' Central	Fire Insurance	78
25	Farmers' Union	Fire Insurance	78
26	Formosa	Fire Insurance	78
27	Germania Farmers'	Fire Insurance	78
28	Glengarry Farmers'	Fire Insurance	78
29	Grand River Farmers'	Fire Insurance	78
30	Grenville Patron	Fire Insurance	78
31	Grey and Bruce	Fire Insurance	78
32	Guelph Township	Fire Insurance	78
33	Haltion Union Farmers'	Fire Insurance	79
34	Hamilton Township Farmers'	Fire Insurance	79
35	Hay Township Farmers'	Fire Insurance	79
36	Hopewell Creek	Fire Insurance	79
37	Howard Farmers'	Fire Insurance	79
38	Howick Farmers' Mutual	Fire Insurance	79
39	Kent and Essex Farmers'	Fire Insurance	79
40	Lambton Farmers'	Fire Insurance	79
41	Lanark County Farmers'	Fire Insurance	79
42	Lennox and Addington	Fire Insurance	79
43	Lobo	Fire Insurance	79
44	London Township	Fire Insurance	79

INDEX AND LICENSE REGISTER (Cont'd)

CLASS B—MUTUAL INSURANCE CORPORATIONS

REF. No.	NAME OF INSURER	CLASSES OF INSURANCE	ANNUAL STATEMENT PAGE NO.
45	McGillivray	Fire Insurance	79
46	McKillop	Fire Insurance	79
47	Maple Leaf Farmers'	Fire Insurance	79
48	Nissouri Farmers'	Fire Insurance	79
49	Norfolk County Farmers'	Fire Insurance	79
50	North Kent	Fire Insurance	79
51	Oneida Farmers'	Fire Insurance	79
52	Ontario Threshermen's	Fire Insurance	79
53	Otter	Fire Insurance	79
54	Peel County Farmers'	Fire Insurance	79
55	Peel and Maryborough	Fire Insurance	79
56	Prescott Farmers'	Fire Insurance	79
57	Puslinch	Fire Insurance	79
58	Saltfleet and Binbrook	Fire Insurance	79
59	Southwold Farmers'	Fire Insurance	79
60	Townsend Farmers'	Fire Insurance	79
61	Usborne and Hibbert	Fire Insurance	79
62	Walpole Farmers'	Fire Insurance	79
63	Waterloo, North, Farmers'	Fire Insurance	79
64	Wawanosh, West	Fire Insurance	79
65	Westminster Township	Fire Insurance	79
66	Williams, East	Fire Insurance	79
67	Yarmouth	Fire Insurance	79
<i>Farmers' Mutual—Weather</i>			
68	Ontario Farmers' Weather	Weather Insurance	79
69	Western Farmers' Weather	Weather Insurance	79
<i>Associated New England Factory Mutuals</i>			
1	Arkwright Mutual	Fire Insurance	86
2	Blackstone Mutual	Fire Insurance	86
3	Boston Manufacturers' Mutual	Fire Insurance	86
4	Cotton and Woolen Manufacturers' Mutual	Fire Insurance	86
5	Fall River Manufacturers' Mutual	Fire Insurance	87
6	Firemen's Mutual	Fire Insurance	87
7	Industrial Mutual	Fire Insurance	87
8	Manufacturers' Mutual	Fire Insurance	87
9	Mill Owners' Mutual	Fire Insurance	87
10	Philadelphia Manufacturers' Mutual	Fire Insurance	88
11	Protection Mutual	Fire Insurance	88
12	Rubber Manufacturers' Mutual	Fire Insurance	88
13	What Cheer Mutual	Fire Insurance	88
14	Worcester Manufacturers' Mutual	Fire Insurance	88
<i>Other Mutuals</i>			
1	Central Manufacturers' Mutual	Fire, Automobile, Inland Transportation, Property Damage and Theft Insurance	89
2	Hardware Dealers' Mutual	Fire, Automobile, Inland Transportation, Property Damage, Sprinkler Leakage, Theft and Weather Insurance	89
3	Indiana Lumbermen's Mutual	Fire, Automobile, Property Damage and Weather Insurance	89
4	Liberty Mutual	Accident, Automobile, Employers' Liability, Guarantee, Theft and Workmen's Compensation Ins.	89
5	Lumber Mutual of Boston	Fire, Property Damage, Sprinkler Leakage and Weather Insurance	89
6	Lumbermens Mutual Casualty	Automobile, Accident, Boiler and Machinery, Plate Glass, Theft and Workmen's Compensation Insurance	90
7	Lumbermens Mutual of Mansfield, Ohio	Fire, Automobile and Weather Insurance	90
8	Metropolitan Life	Life, Accident and Sickness Insurance	90
9	Mill Owners' Mutual Fire of Iowa	Fire, Property Damage, Sprinkler Leakage and Weather Insurance	90
10	*Minnesota Implement Mutual	Fire, Automobile, Inland Transportation, Property Damage, Sprinkler Leakage, Theft and Weather Insurance	91
11	Mutual Benefit Health and Accident	Accident and Sickness Insurance	91
12	Mutual Boiler Insurance of Boston	Boiler and Machinery Insurance	91
13	National Retailers Mutual	Fire and Automobile Insurance	92
14	New York Life	Life Insurance	92
15	Northwestern Mutual Fire	Fire, Automobile, Inland Transportation, Property Damage, Sprinkler Leakage and Weather Ins.	93
16	Pennsylvania Lumbermen's Mutual	Fire, Property Damage, Sprinkler Leakage and Weather Insurance	93
17	Prudential Insurance	Life, Accident and Sickness Insurance	93
18	Royal Guardians	Life, Accident and Sickness Insurance	93
19	Standard Life Assurance	Life Insurance	94
20	State Farm Mutual Automobile	Automobile Insurance	94
21	Toronto Mutual Life	Life Insurance	94
22	United Mutual Fire	Fire, Automobile, Property Damage, Sprinkler Leakage and Weather Insurance	94

*Name changed to Mutual Implement and Hardware Insurance Company, April 21st, 1942.

INDEX AND LICENSE REGISTER (Cont'd)

CLASS C—CASH-MUTUAL INSURANCE CORPORATIONS

REF. No.	NAME OF INSURER	CLASSES OF INSURANCE	ANNUAL STATEMENT PAGE No.
1	Economical Mutual Fire	Fire, Accident, Automobile, Guarantee, Inland Transportation, Plate Glass, Property Damage, Public Liability, Sickness, Theft and Weather Insurance.....	97
2	Gore District Mutual Fire.....	Fire, Automobile, Inland Transportation, Plate Glass, Property Damage, Theft and Weather Ins.	97
3	Millers' National Insurance.....	Fire Insurance.....	97
4	Perth Mutual Fire.....	Fire, Inland Transportation, Plate Glass, Property Damage, Sprinkler Leakage, Theft and Weather Insurance.....	97
5	Portage La Prairie Mutual.....	Fire Insurance.....	99
6	Waterloo Mutual Fire.....	Fire and Property Damage Insurance.....	99
7	Wawanesa Mutual Insurance.....	Fire, Accident, Automobile, Boiler and Machinery, Employers' Liability, Guarantee, Hail, Inland Transportation, Marine, Plate Glass, Property Damage, Public Liability, Sprinkler Leakage, Theft and Weather Insurance (excluding insurance on the premium note plan).....	101

CLASS D—FRATERNAL SOCIETIES

REF. No.	NAME OF INSURER	CLASSES OF INSURANCE	ANNUAL STATEMENT PAGE No.
1	Aid Association for Lutherans.....	Life Insurance.....	105
2	Alliance Nationale.....	Life Insurance and Sick and Funeral Benefits.....	105
3	Artisans La Societe des Canadiens-Francais.....	Life Insurance and Sick and Funeral Benefits.....	105
4	Associated Canadian Travellers.....	Life and Accident Insurance.....	105
5	Canadian Order of Chosen Friends.....	Life Insurance and Sick and Funeral Benefits.....	106
6	Canadian Order of Foresters.....	Life Insurance and Sick and Funeral Benefits.....	109
7	Canadian Woodmen of the World.....	Life Insurance and Sick and Funeral Benefits.....	112
8	Catholic Mutual Benefit Assoc. of Canada.....	Life Insurance and Sick and Funeral Benefits. (Limited to renewals of contracts in Ontario.)	113
9	Catholic Order of Foresters.....	Life Insurance.....	113
10	City of Ottawa Superannuation Fund.....	Life Insurance.....	126
11	Civil Service Mutual Benefit Society.....	Life Insurance.....	113
12	Commercial Travelers Mut. Acc. Assoc. of Amer.	Accident and Sickness Insurance.....	115
13	Commercial Travellers Assoc. of Canada.....	Life Insurance.....	115
14	Croatian Fraternal Union of America.....	Life Insurance and Sick and Funeral Benefits.....	115
15	First Catholic Slovak Union.....	Life Insurance.....	115
16	Grand Orange Lodge of British America.....	Life Insurance.....	122
17	Hamilton Firemen's Benefit Fund.....	Life Insurance.....	116
18	Hamilton Police Benefit Fund.....	Life Insurance.....	117
19	Independent Order of Foresters.....	Life Insurance and Sick and Funeral Benefits.....	118
20	Jewish National Workers Alliance.....	Life Insurance and Sick and Funeral Benefits.....	118
21	Knights of Columbus.....	Life Insurance.....	118
22	London Police Benefit Fund Association.....	Life Insurance.....	118
23	Lutheran Brotherhood.....	Life Insurance.....	119
24	Maccabees, The.....	Life, Accident and Sickness Insurance.....	119
25	Ministers Life and Casualty Union.....	Life, Accident and Sickness Insurance.....	120
26	National Fraternal Society of the Deaf.....	Life Insurance and Sick and Funeral Benefits.....	120
27	Ontario Commercial Travellers' Association.....	Life Insurance.....	120
28	Ontario Secondary Teachers' Fraternal Society.....	Life Insurance.....	122
29	Order of Italo-Canadians.....	Life Insurance and Sick and Funeral Benefits.....	122
30	Ottawa Firemen's Sup. and Benefit Fund.....	Life Insurance and Sick and Funeral Benefits.....	124
31	Ottawa Police Benefit Fund Association.....	Life Insurance.....	125
32	Royal Arcanum.....	Life Insurance.....	127
33	Slovene National Benefit Society.....	Life, Accident and Sickness Insurance.....	127
34	Sons of England Benefit Society.....	Life Insurance and Sick and Funeral Benefits.....	127
35	Sons of Scotland Benevolent Association.....	Life Insurance and Sick and Funeral Benefits.....	130
36	Stratford, City of, Municipal Benefit Fund.....	Life Insurance and Sick and Funeral Benefits.....	130
37	Toronto Fire Dept. Super. and Benefit Fund.....	Life Insurance.....	131
38	Toronto Police Benefit Fund.....	Life Insurance.....	132
39	Ukrainian National Association.....	Life Insurance.....	133
40	L'Union St. Joseph du Canada.....	Life Insurance and Sick and Funeral Benefits.....	134
41	United Commercial Travelers of America.....	Accident Insurance.....	137
42	Woman's Benefit Association.....	Life Insurance.....	138
43	Workmen's Circle.....	Life Insurance.....	138

INDEX AND LICENSE REGISTER (Cont'd)
CLASS E—MUTUAL BENEFIT SOCIETIES

REF. No.	NAME OF INSURER	CLASSES OF INSURANCE	ANNUAL STATEMENT PAGE No.
1	A. & P. (Toronto) Managers' Mutual Benefit Society	Sick and Funeral Benefits	144
2	A. & P. (Toronto) Mutual Benefit Society	Sick and Funeral Benefits	144
3	Anglo-Polish Mutual Benefit Society	Sick and Funeral Benefits	144
4	Aristocrat Mutual Benefit Society	Sick and Funeral Benefits	144
5	Army and Navy Veterans of Hamilton	Sick and Funeral Benefits	144
6	Army and Navy Veterans	Sick and Funeral Benefits	144
7	Beaver Sick and Funeral Benefit Club	Sick and Funeral Benefits	144
8	Beizetchiner Beni Yankov Mutual Benefit Society	Sick and Funeral Benefits	144
9	Bled Mutual Benefit Society	Sick and Funeral Benefits	144
10	Border Cities Italian Club Mutual Benefit Society	Sick and Funeral Benefits	144
11	Brantford Coach and Body Limited Mutual Benefit Society	Sick and Funeral Benefits	144
12	Brantford Hungarian Mutual Benefit Society	Sick and Funeral Benefits	144
13	Brantford Polish Mutual Benefit & Friendly Society	Sick and Funeral Benefits	144
14	Brown Bros., Limited, Employees' Benefit Society	Sick and Funeral Benefits	144
15	Brunner Mond Mutual Benefit Society	Sick and Funeral Benefits	144
16	Canada Cycle and Motor Co., Limited, Employees' Mut. Ben. Soc.	Sick and Funeral Benefits	144
17	Canada Poils Workmen's Mutual Benefit Society	Sick and Funeral Benefits	144
18	Canada Packers Mutual Benefit Association	Sick and Funeral Benefits	144
19	Canadian Acme Screw & Gear Employees' Mut. Ben. Soc.	Sick and Funeral Benefits	144
20	Canadian Allis-Chalmers, Ltd., Emp. Mut. Ben. Society	Sick and Funeral Benefits	144
21	Canadian General Electric Company, Ward St. Works Division, Employees' Sick Benefit Society	Sick and Funeral Benefits	144
22	Canadian Hebrew Benevolent Society	Sick and Funeral Benefits	144
23	Canadian National Expressmen's Mut. Ben. Association	Sick and Funeral Benefits	144
24	Canadian Order of Rechabites	Sick and Funeral Benefits	144
25	Canadian Pacific Expressmen's Sick Benefit Association	Sick and Funeral Benefits	144
26	Cockshutt Plow Company Relief Association	Sick and Funeral Benefits	144
27	Conference Mutual Benefit Society	Sick and Funeral Benefits	144
28	Consumers' Gas Company's Employees' Mut. Ben. Society	Sick and Funeral Benefits	144
29	Czenstochower Aid Society	Sick and Funeral Benefits	144
30	Daughters of England Benevolent Society	Sick and Funeral Benefits	144
31	Dominion Forge and Stamping Co., Ltd. Emp. Mut. Ben. Assoc.	Sick and Funeral Benefits	144
32	Dritzler Young Men's Mutual Benefit Society	Sick and Funeral Benefits	144
33	Dunlop Tire and Rubber Goods Emp. Mut. Ben. Society	Sick and Funeral Benefits	144
34	Evening Telegram Employees' Benefit Society	Sick and Funeral Benefits	144
35	Foresters, Ancient Order of	Sick and Funeral Benefits	144
36	Globe Printing Company's Emp. Benefit Society	Sick and Funeral Benefits	144
37	Goodwill Mutual Benefit Society	Sick and Funeral Benefits	144
38	Grand Order of Israel Benefit Society	Sick and Funeral Benefits	144
39	B. Greening Wire Co., Limited, Employees' Benefit Society	Sick and Funeral Benefits	144
40	Gutta Percha and Rubber Mfg. Co. of Toronto, Emp. Sick Ben. Soc.	Sick and Funeral Benefits	144
41	Hamilton St. Stanislaus Mutual Benefit Society	Sick and Funeral Benefits	144
42	Hebrew Friendly Society of Toronto	Sick and Funeral Benefits	144
43	Hebrew Sick Benefit Society	Sick and Funeral Benefits	144
44	Hibernians, Ancient Order of	Sick and Funeral Benefits	144
45	Imperial Varnish & Colour Sick Benefit Society	Sick and Funeral Benefits	144
46	Independent Mutual Benefit Federation	Sick and Funeral Benefits	144
47	Italian Brothers Mutual Benefit Society	Sick and Funeral Benefits	145
48	Italian Ladies' Mutual Benefit Society of Hamilton	Sick and Funeral Benefits	145
49	Italian Mutual Benefit Society of Port Arthur	Sick and Funeral Benefits	145
50	Italian Mutual Benefit Soc. of Port Colborne and Humberstone	Sick and Funeral Benefits	145
51	Italo-Canadian Benevolent Society	Sick and Funeral Benefits	145
52	Iwansker Mutual Benefit Society	Sick and Funeral Benefits	145
53	Judean Benevolent and Friendly Society	Sick and Funeral Benefits	145
54	Kieltzer Sick Benefit Society of Toronto	Sick and Funeral Benefits	145
55	Knights of Malta of Canada	Sick and Funeral Benefits	145
56	Knights of Pythias	Sick and Funeral Benefits	145
57	Labour League Mutual Benefit Society	Sick and Funeral Benefits	145
58	Lagover Mutual Benefit Society	Sick and Funeral Benefits	145
59	Leaside Mutual Aid Society	Sick and Funeral Benefits	145
60	Lintzer Sick Benefit Society	Sick and Funeral Benefits	145
61	Loyal Orange Young Briton Lodge 33	Sick and Funeral Benefits	145
62	Loyal Order of Moose	Sick and Funeral Benefits	145
63	Loyal True Blue Association	Sick and Funeral Benefits	145
64	MacLean Pub. Co., Limited, Mech. Div., Mut. Ben. Assoc.	Sick and Funeral Benefits	145
65	Massey-Harris Co., Verity Works, Sick and Funeral Ben. Assoc.	Sick and Funeral Benefits	145
66	Massey-Harris Co., Limited, Brantford Emp. Ben. Association	Sick and Funeral Benefits	145
67	Massey-Harris Toronto Employees' Mutual Benefit Society	Sick and Funeral Benefits	145
68	Mentor Mutual Benefit Society	Sick and Funeral Benefits	145
69	Mozirer Sick Benefit Society	Sick and Funeral Benefits	145
70	Mutual Benefit Soc. of Alumnae Assoc., Victoria Hospital School of Nursing	Sick and Funeral Benefits	145
71	Mutual Masonic Compact of St. Catharines & Niagara District	Sick and Funeral Benefits	145
72	National Cash Register Emp. Ben. Society	Sick and Funeral Benefits	145
73	National Slovak Mutual Benefit Society	Sick and Funeral Benefits	145
74	Odd Fellows, Grand Lodge of Ontario, Independent Order of	Sick and Funeral Benefits	141
75	Order of Sons of Italy of Ontario Mut. Ben. Society	Sick and Funeral Benefits	145
76	Ostrowetz Independent Mutual Benefit Society	Sick and Funeral Benefits	145
77	Ottawa Hebrew Benefit Society	Sick and Funeral Benefits	145
78	Ozrower Mutual Benefit Society	Sick and Funeral Benefits	145
79	Pilsudski Polish Mutual Benefit Society	Sick and Funeral Benefits	145
80	Polish Alliance Friendly Society of Canada	Sick and Funeral Benefits	145
81	Polish National Union of Canada Mutual Benefit Society	Sick and Funeral Benefits	145
82	Postal Benefit Association of Toronto	Sick and Funeral Benefits	145
83	Pride of Israel Sick Benefit Society	Sick and Funeral Benefits	145
84	Provincial Grand Lodge, Manchester Unity, I.O.O.F.	Sick and Funeral Benefits	145
85	Radomer Mutual Benefit Society	Sick and Funeral Benefits	145

INDEX AND LICENSE REGISTER (Cont'd)

CLASS E—MUTUAL BENEFIT SOCIETIES

REF. No.	NAME OF INSURER	CLASSES OF INSURANCE	ANNUAL STATEMENT PAGE No.
86	Rani Ghar Grotto Mutual Benefit Society	Sick and Funeral Benefits	145
87	Rogers, Wm., Mfg. Company Welfare Society	Sick and Funeral Benefits	145
88	Sawyer-Massey Co., Emp. Mut. Ben. Association	Sick and Funeral Benefits	145
89	Slingsby Manufacturing Co. Emp. Sick Benefit Association	Sick and Funeral Benefits	145
90	Soc. Figli d'Italia di Mutuo Soccorso St. Antonia di Ottawa	Sick and Funeral Benefits	145
91	Soc. Italiana di Mutuo Soccorso Guglielmo Marconi	Sick and Funeral Benefits	145
92	Soc. di Mutuo Soccorso Recalmutese	Sick and Funeral Benefits	145
93	Soc. di Mutuo Soccorso La Trinacria di Toronto	Sick and Funeral Benefits	145
94	Sons and Daughters of Canadian Lithuanian Mut. Ben. Society	Sick and Funeral Benefits	145
95	Sons and Daughters of Ireland Protestant Association	Sick and Funeral Benefits	145
96	Sons of Abraham Mutual Benefit Society	Sick and Funeral Benefits	145
97	Sons of David Mutual Benefit Society	Sick and Funeral Benefits	145
98	Sons of Jacob Benevolent Society	Sick and Funeral Benefits	145
99	St. Boniface Benefit Society	Sick and Funeral Benefits	145
100	St. David's Mutual Benefit Society	Sick and Funeral Benefits	145
101	St. Joseph Aid Society of Formosa	Sick and Funeral Benefits	145
102	Star of Italy Mutual Aid & Benevolent Society	Sick and Funeral Benefits	145
103	Star Mutual Benefit Society	Sick and Funeral Benefits	145
104	Toronto Civic Employees' Benevolent Association	Sick and Funeral Benefits	145
105	Toronto Hebrew Benevolent Society	Sick and Funeral Benefits	146
106	Toronto Hydro-Electric System Emp. Mut. Ben. Society	Sick and Funeral Benefits	146
107	Toronto Independent Benevolent Association	Sick and Funeral Benefits	146
108	Toronto Musical Protective Association	Sick and Funeral Benefits	146
109	Transportation Club of Toronto	Sick and Funeral Benefits	146
110	Ukrainian National Mutual Benefit Assoc. of Ft. William	Sick and Funeral Benefits	146
111	Ulga Mutual Benefit Society	Sick and Funeral Benefits	146
112	Union of Ukrainian Brotherhoods	Sick and Funeral Benefits	146
113	Viteau Mutual Benefit Society	Sick and Funeral Benefits	146
114	Warsaw Lodzer Mutual Benefit Association	Sick and Funeral Benefits	146
115	Watson Manufacturing Company Mut. Ben. Society	Sick and Funeral Benefits	146
116	York Township Civic Mutual Benefit Society	Sick and Funeral Benefits	146
117	Young Men's Hebrew Association	Sick and Funeral Benefits	146
118	Zion Benevolent Society	Sick and Funeral Benefits	146

CLASS F—COMPANIES DULY INCORPORATED TO UNDERTAKE INSURANCE CONTRACTS AND NOT WITHIN ANY OF THE CLASSES MENTIONED IN CLASSES A, B, C, D AND E

REF. No.	NAME OF INSURER	CLASSES OF INSURANCE	ANNUAL STATEMENT PAGE No.
1	Canadian Mercantile Insurance Company	Fire and Property Damage (limited to the cash plan)	159
2	Commerce Mutual Fire Insurance Company	Fire and Property Damage Insurance (limited to the cash plan)	159
3	Equitable Fire (Stock Mutual)	Fire Insurance (limited to the cash plan)	159
4	Missisquoi and Rouville Mutual Fire	Fire and Property Damage Insurance (limited to the cash plan)	161
5	Mutual Life Assurance of Canada	Life, Accident and Sickness Insurance	163
6	North American Life Assurance	Life Insurance	163
7	Norwich Union Life Insurance Society	Life Insurance	163
8	Stanstead and Sherbrooke Insurance Co.	Fire and Property Damage Insurance (limited to the cash plan)	163

CLASS G—RECIPROCAL OR INTER-INSURANCE EXCHANGES

REF. No.	NAME OF INSURER	CLASSES OF INSURANCE	ANNUAL STATEMENT PAGE No.
1	Affiliated Underwriters	Fire and Automobile Insurance	167
2	American Exchange Underwriters	Fire Insurance	167
3	Canadian Reciprocal Underwriters	Fire Insurance	167
4	Caniers Exchange	Fire Insurance	169
5	Fireproof-Sprinklered Underwriters	Fire Insurance	169
6	Individual Underwriters	Fire Insurance	169
7	Lumbermen's Underwriting Alliance	Fire Insurance	169
8	Metropolitan Inter-Insurers	Fire Insurance	170
9	New York Reciprocal Underwriters	Fire Insurance	170
10	Underwriters Exchange	Fire Insurance	170
11	Warner Reciprocal Insurers	Fire Insurance	170

INDEX AND LICENSE REGISTER (Cont'd)

CLASS II—LLOYD'S

REF. No.	NAME OF INSURER	CLASSES OF INSURANCE	ANNUAL STATEMENT PAGE No.
1	Non-Marine Underwriters.....	All classes except Life Insurance.....	173

NOTE:—The Order-in-Council dated the 29th day of November, 1934, approving the application for license of the Non-Marine Underwriters, Members of Lloyd's, London, contained the following regulation:—"That in the list of licensed insurers to be published by the Superintendent of Insurance in *The Ontario Gazette*, pursuant to the provisions of Section 9 of The Ontario Insurance Act, the Superintendent is hereby authorized to include such summarized statements concerning members of Lloyd's licensed under the said Act as the Minister may deem sufficient and appropriate." Accordingly, the names of such members are not printed herein but are on file for inspection at the Office of the Superintendent of Insurance.

CLASS I—PENSION FUND ASSOCIATIONS

REF. No.	NAME OF INSURER	CLASSES OF INSURANCE	ANNUAL STATEMENT PAGE No.
1	Prevoyants du Canada (Les).....	Life Insurance.....	177
2	Societe Saint Jean Baptiste de Montreal.....	Life Insurance.....	180

INDEX ADDENDA

NAMES OF INSURERS AUTHORIZED TO TRANSACT ADDITIONAL CLASSES OF INSURANCE BETWEEN JANUARY 1, 1942, AND DATE OF THIS REPORT

NAME OF INSURER	EFFECTIVE DATE OF SUPPLEMENTARY LICENSE	ADDITIONAL CLASSES OF INSURANCE FOR WHICH AUTHORIZED
<i>Class A</i>		
Employers' Reinsurance Corporation.....	Aug. 17, 1942	Credit Insurance.
Gibraltar Fire & Marine Insurance Company.....	Sept. 25, 1942	Automobile Insurance.

NAMES OF INSURERS NEWLY LICENSED BETWEEN JANUARY 1, 1942, AND DATE OF THIS REPORT

NAME OF INSURER	EFFECTIVE DATE OF LICENSE	CLASSES OF INSURANCE
<i>Class A</i>		
General Security Insurance Company of Canada.....	Jan. 1, 1942	Fire, Accident, Automobile, Guarantee, Inland Transportation, Plate Glass, Property Damage, Sickness, Sprinkler Leakage, Theft and Weather Insurance.
Gibraltar Fire & Marine Insurance Company.....	Apr. 29, 1942	Fire Insurance.
Victory Insurance Company Limited.....	Feb. 19, 1942	Fire Insurance (limited to contracts of reinsurance).
<i>Class D</i>		
Ukrainian Workingmen's Association, Scranton, Pa.	July 1, 1942	Life Insurance.
<i>Class E</i>		
Cheerio Mutual Benefit Society of Windsor.....	Apr. 27, 1942	Sick and Funeral Benefits.

NAMES OF INSURERS WITHDRAWN OR CEASED TO TRANSACT BUSINESS BETWEEN JANUARY 1, 1942, AND DATE OF THIS REPORT

NAME OF INSURER	
<i>Class B</i>	
Mill Owners' Mutual Fire Insurance Co., Chicago.....	Reinsured in Protective Mutual Insurance Company, March 31, 1942.
<i>Class E</i>	
Martin Transport Mutual Benefit Society.....	Wound up—October 7, 1942.

I ANNUAL STATEMENTS

(A) JOINT-STOCK INSURANCE COMPANIES

N.B.—The following is the note referred to at the foot of certain pages pertaining to Joint-Stock, Mutual, Cash-Mutual, Fraternal, Reciprocal and Miscellaneous Insurers, viz.:

The insurer is also registered pursuant to *The Canadian and British Insurance Companies Act, 1932*, or *The Foreign Insurance Companies Act, 1932*, as the case may be, and its affairs are reported upon in detail in the Annual Report of the Dominion Superintendent of Insurance. Accordingly it has been required to file only a modified statement with the Ontario Department as authorized by Regulations passed under Section 73 (2) of the Act.

(A)

ACADIA FIRE INSURANCE COMPANY*

HEAD OFFICE, HALIFAX, N.S.

Officers.—President, W. M. P. Webster, Halifax; Vice-President, T. F. Tobin, K.C., Halifax; Secretary-Treasurer, G. R. Wilson, Halifax.
Directors.—T. F. Tobin, K.C., A. N. Jones, W. M. P. Webster, M. S. Clarke, of Halifax; Wm. Lawrie, Montreal.
Chief or General Agent in Ontario.—A. T. Cunningham, 465 Bay St., Toronto.
Date of Incorporation.—March 31, 1862. *Date commenced business in Canada.*—1862.

Capital stock paid in cash	\$ 400,000	PREMIUMS WRITTEN—CLAIMS INCURRED	
Total assets	1,257,711	Premiums—Ontario (net)	\$ 56,225
Total liabilities	211,719	Premiums—Total business (net)	192,863
Surplus protection of policyholders	1,046,025	Claims—Ontario (net)	16,610
		Claims—Total business (net)	65,257

AETNA CASUALTY AND SURETY COMPANY*

HEAD OFFICE, HARTFORD, CONN.

Principal Office in Canada, Montreal, Que.

Manager or Chief Executive Officer in Canada.—E. J. Christmas, Montreal.
Chief or General Agent in Ontario.—Ian Armour, Victory Bldg., Toronto.
Date of Incorporation.—May 2, 1883. *Date commenced business in Canada.*—May 26, 1921.

Capital stock paid in cash	\$3,000,000	PREMIUMS WRITTEN—CLAIMS INCURRED	
Assets in Canada	116,152	Premiums—Ontario (net)	\$10,408
Liabilities in Canada	26,155	Premiums—Canada (net)	60,477
		Claims—Ontario (net)	5,560
		Claims—Canada (net)	22,125

AETNA INSURANCE COMPANY*

HEAD OFFICE, HARTFORD, CONN.

Principal Office in Canada, Toronto, Ont.

Manager or Chief Executive Officer in Canada.—T. W. Gooding, Metropolitan Bldg., Toronto.
Chief or General Agent in Ontario.—Robt. H. Leckey, Metropolitan Bldg., Toronto.
Date of Incorporation.—June 5, 1819. *Date commenced business in Canada.*—1821.

Capital stock paid in cash	\$7,500,000	PREMIUMS WRITTEN—CLAIMS INCURRED	
Assets in Canada	1,412,484	Premiums—Ontario (net)	\$ 479,243
Liabilities in Canada	665,682	Premiums—Canada (net)	1,004,592
		Claims—Ontario (net)	104,022
		Claims—Canada (net)	353,974

AETNA LIFE INSURANCE COMPANY*

HEAD OFFICE, HARTFORD, CONN.

Principal Office in Canada, Montreal, Que.

Manager or Chief Executive Officer in Canada.—E. J. Christmas, Montreal.
Chief or General Agent in Ontario.—Ian Armour, Victory Bldg., Toronto.
Date of Incorporation.—June, 1850. *Date commenced business in Canada.*—1850.

Capital stock paid in cash	\$15,000,000	PREMIUMS AND DISBURSEMENTS	
<i>Life:</i>		<i>Life:</i>	
Assets in Canada	17,140,698	Premiums—Ontario (net)	\$1,029,371
Ontario business in force (gross)	97,637,461	Premiums—Canada (net)	2,037,117
Canadian business in force (gross)	150,972,491	Total disbursements to policyholders (net)—In Ontario	809,071
		In Canada	1,590,051
		PREMIUMS WRITTEN—CLAIMS INCURRED	
<i>Other than Life:</i>		<i>Other than Life:</i>	
Assets in Canada	232,440	Premiums—Ontario (net)	289,885
Liabilities in Canada	215,806	Premiums—Canada (net)	393,517
		Claims—Ontario (net)	22,784
		Claims—Canada (net)	302,365

*See note on page 1.

AGRICULTURAL INSURANCE COMPANY*

HEAD OFFICE, WATERLOO, N. Y.

Principal Office in Canada, Toronto, Ont.

Manager or Chief Executive Officer in Canada.—Milton H. Webber, Toronto.*Chief or General Agent in Ontario.*—Milton H. Webber, 12 Wellington St. E., Toronto.*Date of Incorporation.*—1863. *Date commenced business in Canada.*—1870.

		PREMIUMS WRITTEN—CLAIMS INCURRED	
Capital stock paid in cash.....	\$3,000,000	Premiums—Ontario (net).....	\$ 97,505
Assets in Canada.....	303,602	Premiums—Canada (net).....	173,971
Liabilities in Canada.....	144,420	Claims—Ontario (net).....	22,723
		Claims—Canada (net).....	43,888

ALLIANCE ASSURANCE COMPANY, LIMITED*

HEAD OFFICE, LONDON, ENG.

Principal Office in Canada, Montreal, Que.

Manager or Chief Executive Officer in Canada.—F. J. Flanagan, Montreal.*Chief or General Agent in Ontario.*—Heber R. Smith, 36 Toronto St., Toronto.*Date of Incorporation.*—August 4, 1821. *Date commenced business in Canada.*—March 1, 1892.

		PREMIUMS WRITTEN—CLAIMS INCURRED	
Capital stock paid in cash.....	£1,000,000	Premiums—Ontario (net).....	\$121,028
Assets in Canada.....	\$957,487	Premiums—Canada (net).....	359,239
Liabilities in Canada.....	290,214	Claims—Ontario (net).....	48,646
		Claims—Canada (net).....	147,519

ALLIANCE INSURANCE COMPANY OF PHILADELPHIA*

HEAD OFFICE, PHILADELPHIA, PA.

Principal Office in Canada, Toronto, Ont.

Manager or Chief Executive Officer in Canada.—H. C. Mills, 80 Richmond St. W., Toronto.*Chief or General Agent in Ontario.*—H. C. Mills, 80 Richmond St. W., Toronto.*Date of Incorporation.*—Dec. 5, 1904. *Date commenced business in Canada.*—October, 1917.

		PREMIUMS WRITTEN—CLAIMS INCURRED	
Capital stock paid in cash.....	\$1,000,000	Premiums—Ontario (net).....	\$265,654
Assets in Canada.....	\$48,381	Premiums—Canada (net).....	641,328
Liabilities in Canada.....	421,345	Claims—Ontario (net).....	82,456
		Claims—Canada (net).....	218,551

AMERICAN ALLIANCE INSURANCE COMPANY*

HEAD OFFICE, NEW YORK, N. Y.

Principal Office in Canada, Montreal, Que.

Manager or Chief Executive Officer in Canada.—Adam McBride, 165 St. John St., Montreal.*Chief or General Agent in Ontario.*—Geo. E. Howe, 812 Metropolitan Bldg., Toronto.*Date of Incorporation.*—1897. *Date commenced business in Canada.*—1918.

		PREMIUMS WRITTEN—CLAIMS INCURRED	
Capital stock paid in cash.....	\$3,000,000	Premiums—Ontario (net).....	\$22,458
Assets in Canada.....	391,285	Premiums—Canada (net).....	73,408
Liabilities in Canada.....	52,684	Claims—Ontario (net).....	5,997
		Claims—Canada (net).....	25,117

AMERICAN AUTOMOBILE FIRE INSURANCE COMPANY*

HEAD OFFICE, ST. LOUIS, MO.

Principal Office in Canada, Toronto, Ont.

Manager or Chief Executive Officer in Canada.—H. Begg, Toronto.*Chief or General Agent in Ontario.*—H. Begg, 14 Toronto St., Toronto.*Date of Incorporation.*—1927. *Date commenced business in Canada.*—1927.

		PREMIUMS WRITTEN—CLAIMS INCURRED	
Capital stock paid in cash.....	\$300,000	Premiums—Ontario (net).....	\$127,105
Assets in Canada.....	243,011	Premiums—Canada (net).....	185,221
Liabilities in Canada.....	115,270	Claims—Ontario (net).....	37,778
		Claims—Canada (net).....	61,610

*See note on page 1.

THE AMERICAN AUTOMOBILE INSURANCE COMPANY*

HEAD OFFICE, ST. LOUIS, MO.

Principal Office in Canada, Toronto, Ont.

Manager or Chief Executive Officer in Canada.—H. Begg, Toronto.*Chief or General Agent in Ontario.*—H. Begg, 14 Toronto St., Toronto.*Date of Incorporation.*—1911. *Date commenced business in Canada.*—March 20, 1923.

Capital stock paid in cash.....	\$2,000,000	PREMIUMS WRITTEN—CLAIMS INCURRED	
Assets in Canada.....	990,859	Premiums—Ontario (net).....	\$440,709
Liabilities in Canada.....	582,040	Premiums—Canada (net).....	616,121
		Claims—Ontario (net).....	179,351
		Claims—Canada (net).....	307,976

AMERICAN CENTRAL INSURANCE COMPANY*

HEAD OFFICE, ST. LOUIS, MO.

Principal Office in Canada, Montreal, Que.

Manager or Chief Executive Officer in Canada.—A. C. Hall, 388 St. James St. West, Montreal.*Chief or General Agent in Ontario.*—H. J. Kerr, 83 Richmond St. West, Toronto.*Date of Incorporation.*—1853. *Date commenced business in Canada.*—April, 1909.

Capital stock paid in cash.....	\$1,000,000	PREMIUMS WRITTEN—CLAIMS INCURRED	
Assets in Canada.....	249,262	Premiums—Ontario (net).....	\$21,606
Liabilities in Canada.....	54,648	Premiums—Canada (net).....	56,685
		Claims—Ontario (net).....	6,765
		Claims—Canada (net).....	17,090

AMERICAN CREDIT INDEMNITY COMPANY OF NEW YORK*

HEAD OFFICE, BALTIMORE, MD.

Principal Office in Canada, Toronto, Ont.

Manager or Chief Executive Officer in Canada.—O. B. Thibaudeau, Toronto.*Chief or General Agent in Ontario.*—O. B. Thibaudeau, Metropolitan Bldg., Toronto.*Date of Incorporation.*—1893. *Date commenced business in Canada.*—March 6, 1923.

Capital stock paid in cash.....	\$1,500,000	PREMIUMS WRITTEN—CLAIMS INCURRED	
Assets in Canada.....	477,202	Premiums—Ontario (net).....	\$122,265
Liabilities in Canada.....	323,181	Premiums—Canada (net).....	233,863
		Claims—Ontario (net).....	12,238
		Claims—Canada (net).....	16,060

AMERICAN EQUITABLE ASSURANCE COMPANY OF NEW YORK*

HEAD OFFICE, NEW YORK, N.Y.

Principal Office in Canada, Montreal, Que.

Manager or Chief Executive Officer in Canada.—J. Marchand, 276 St. James St. W., Montreal.*Chief or General Agent in Ontario.*—C. M. Henderson, Metropolitan Bldg., Toronto.*Date of Incorporation.*—1918. *Date commenced business in Canada.*—October 6, 1919.

Capital stock paid in cash.....	\$1,000,000	PREMIUMS WRITTEN—CLAIMS INCURRED	
Assets in Canada.....	355,503	Premiums—Ontario (net).....	\$ 80,970
Liabilities in Canada.....	193,925	Premiums—Canada (net).....	230,702
		Claims—Ontario (net).....	24,630
		Claims—Canada (net).....	105,388

AMERICAN HOME FIRE ASSURANCE COMPANY*

HEAD OFFICE, NEW YORK, N.Y.

Principal Office in Canada, Montreal, Que.

Manager or Chief Executive Officer in Canada.—R. E. Schofield, 465 St. John St., Montreal.*Chief or General Agent in Ontario.*—John R. Cox, Canada Permanent Bldg., Toronto.*Date of Incorporation.*—May 29, 1928. *Date commenced business in Canada.*—Oct. 16, 1929.

Capital stock paid in cash.....	\$1,000,000	PREMIUMS WRITTEN—CLAIMS INCURRED	
Assets in Canada.....	172,695	Premiums—Ontario (net).....	\$30,302
Liabilities in Canada.....	79,297	Premiums—Canada (net).....	93,483
		Claims—Ontario (net).....	11,691
		Claims—Canada (net).....	30,149

*See note on page 1.

AMERICAN INSURANCE COMPANY*

HEAD OFFICE, NEWARK, N.J.

Principal Office in Canada, Toronto, Ont.

Manager or Chief Executive Officer in Canada.—John J. Kilgour, Toronto.*Chief or General Agent in Ontario.*—John J. Kilgour, 805 Metropolitan Bldg., Toronto.*Date of Incorporation.*—Feb. 20, 1846. *Date commenced business in Canada.*—June 28, 1912.

Capital stock paid in cash.....	\$3,243,740	PREMIUMS WRITTEN—CLAIMS INCURRED	
Assets in Canada.....	511,659	Premiums—Ontario (net).....	\$ 76,700
Liabilities in Canada.....	99,099	Premiums—Canada (net).....	170,072
		Claims—Ontario (net).....	21,667
		Claims—Canada (net).....	64,438

AMERICAN SURETY COMPANY OF NEW YORK*

HEAD OFFICE, NEW YORK, N.Y.

Principal Office in Canada, Toronto, Ont.

Manager or Chief Executive Officer in Canada.—John B. Alexander, 803 Canada Permanent Bldg., Toronto.*Chief or General Agent in Ontario.*—John B. Alexander, 803 Canada Permanent Bldg., Toronto.*Date of Incorporation.*—April 1, 1884. *Date commenced business in Canada.*—July, 1887.

Capital stock paid in cash.....	\$7,500,000	PREMIUMS WRITTEN—CLAIMS INCURRED	
Assets in Canada.....	262,236	Premiums—Ontario (net).....	\$17,219
Liabilities in Canada.....	13,091	Premiums—Canada (net).....	32,094
		Claims—Ontario (net).....	1,076
		Claims—Canada (net).....	1,367

ANGLO-SCOTTISH INSURANCE COMPANY, LIMITED*

HEAD OFFICE, LONDON, ENG.

Principal Office in Canada, Vancouver, B.C.

Manager or Chief Executive Officer in Canada.—Thos. W. Greer, 325 Howe St., Vancouver.*Chief or General Agent in Ontario.*—Armstrong, De Witt & Crossin Ltd., Excelsior Life Bldg., Toronto.*Date of Incorporation.*—1909. *Date commenced business in Canada.*—May, 1923.

Capital stock paid in cash.....	£105,000	PREMIUMS WRITTEN—CLAIMS INCURRED	
Assets in Canada.....	\$591,799	Premiums—Ontario (net).....	\$117,293
Liabilities in Canada.....	210,269	Premiums—Canada (net).....	235,412
		Claims—Ontario (net).....	59,709
		Claims—Canada (net).....	93,871

AREX INDEMNITY COMPANY*

HEAD OFFICE, NEW YORK, N.Y.

Principal Office in Canada, Toronto, Ont.

Manager or Chief Executive Officer in Canada.—Valentine W. Gerrish, 25 King St. W., Toronto.*Chief or General Agent in Ontario.*—Valentine W. Gerrish, 25 King St. W., Toronto.*Date of Incorporation.*—October 24, 1935. *Date commenced business in Canada.*—May, 1937.

Capital stock paid in cash.....	\$451,770	PREMIUMS WRITTEN—CLAIMS INCURRED	
Assets in Canada.....	137,647	Premiums—Ontario (net).....	\$16,798
Liabilities in Canada.....	45,128	Premiums—Canada (net).....	44,385
		Claims—Ontario (net).....	7,335
		Claims—Canada (net).....	25,426

ATLAS ASSURANCE COMPANY, LIMITED*

HEAD OFFICE, LONDON, ENG.

Principal Office in Canada, Montreal, Que.

Manager or Chief Executive Officer in Canada.—Clarence E. Sanders, Montreal.*Chief or General Agent in Ontario.*—Irving W. Smith, 61 Adelaide St. E., Toronto.*Date of Incorporation.*—1808. *Date commenced business in Canada.*—March 7, 1887.

Capital stock paid in cash.....	£550,000	PREMIUMS WRITTEN—CLAIMS INCURRED	
Assets in Canada.....	\$4,251,566	Premiums—Ontario (net).....	\$260,814
Liabilities in Canada.....	560,916	Premiums—Canada (net).....	718,906
		Claims—Ontario (net).....	138,263
		Claims—Canada (net).....	273,680

*See note on page 1.

AUTOMOBILE INSURANCE COMPANY OF HARTFORD, CONNECTICUT*

HEAD OFFICE, HARTFORD, CONN.

Principal Office in Canada, Montreal, Que.

Manager or Chief Executive Officer in Canada.—Chas. G. Ross, Montreal.*Chief or General Agent in Ontario.*—Arthur Tucker, 1601 Metropolitan Bldg., Toronto.*Date of Incorporation.*—1907. *Date commenced business in Canada.*—May 17, 1921.

		PREMIUMS WRITTEN—CLAIMS INCURRED	
Capital stock paid in cash.....	\$5,000,000	Premiums—Ontario (net).....	\$ 22,559
Assets in Canada.....	147,822	Premiums—Canada (net).....	71,138
Liabilities in Canada.....	101,500	Claims—Ontario (net).....	16,574
		Claims—Canada (net).....	122,823

BALOISE FIRE INSURANCE COMPANY, LIMITED*

HEAD OFFICE, BASEL, SWITZERLAND

Principal Office in Canada, Montreal, Que.

Manager or Chief Executive Officer in Canada.—A. H. Johnstone, 276 St. James St. W., Montreal.*Chief or General Agent in Ontario.*—Herbert H. Begg, 14 Toronto St., Toronto.*Date of Incorporation.*—1863. *Date commenced business in Canada.*—March 1, 1922.

	Swiss Frs.	PREMIUMS WRITTEN—CLAIMS INCURRED	
Capital stock paid in cash.....	4,000,000	Premiums—Ontario (net).....	\$ 37,201
Assets in Canada.....	\$205,389	Premiums—Canada (net).....	107,592
Liabilities in Canada.....	92,554	Claims—Ontario (net).....	17,276
		Claims—Canada (net).....	65,126

THE BALTIMORE AMERICAN INSURANCE COMPANY*

HEAD OFFICE, NEW YORK, N.Y.

Principal Office in Canada, Montreal, Que.

Manager or Chief Executive Officer in Canada.—G. R. Thomson, 414 St. James St., Montreal.*Chief or General Agent in Ontario.*—Norman G. Bethune, 15 Toronto St., Toronto.*Date of Incorporation.*—1925. *Date commenced business in Canada.*—June, 1936.*Canadian business reinsured by the Home Insurance Company of New York.*

		PREMIUMS WRITTEN—CLAIMS INCURRED	
Capital stock paid in cash.....	\$1,500,000	Premiums—Ontario (net).....	Nil
Assets in Canada.....	191,188	Premiums—Canada (net).....	Nil
Liabilities in Canada.....	Nil	Claims—Ontario (net).....	Nil
		Claims—Canada (net).....	Nil

BANKERS & SHIPPERS INSURANCE COMPANY OF NEW YORK*

HEAD OFFICE, NEW YORK, N.Y.

Principal Office in Canada, Toronto, Ont.

Manager or Chief Executive Officer in Canada.—H. Begg, 14-21 Toronto St., Toronto.*Chief or General Agent in Ontario.*—H. Begg, 14 Toronto St., Toronto.*Date of Incorporation.*—December 20, 1918. *Date commenced business in Canada.*—1935.

		PREMIUMS WRITTEN—CLAIMS INCURRED	
Capital stock paid in cash.....	\$1,000,000	Premiums—Ontario (net).....	\$35,178
Assets in Canada.....	138,392	Premiums—Canada (net).....	72,867
Liabilities in Canada.....	58,497	Claims—Ontario (net).....	20,437
		Claims—Canada (net).....	28,514

BEAVER FIRE INSURANCE COMPANY*

HEAD OFFICE, WINNIPEG, MAN.

Officers.—President, C. E. Sword, Toronto; Vice-President, D. H. Laird, K.C., Winnipeg;

Managing Director, C. A. R. MacLeod, Winnipeg; Secretary, Cyril Lee, Winnipeg.

Directors.—C. E. Sword, D. H. Laird, K.C., N. Andre, S. W. Campbell, G. C. Cumming, G. W. Northwood, C. A. R. MacLeod, O. W. Struthers, W. R. Brydon.*Chief or General Agent in Ontario.*—C. E. Sword, Metropolitan Bldg., Toronto.*Date of Incorporation.*—May, 1913. *Date commenced business in Canada.*—December, 1913.

		PREMIUMS WRITTEN—CLAIMS INCURRED	
Capital stock paid in cash.....	\$300,500	Premiums—Ontario (net).....	\$ 3,519
Total assets.....	509,356	Premiums—Total business (net)...	22,941
Total liabilities.....	70,993	Claims—Ontario (net).....	1,370
Surplus protection of policyholders.	438,364	Claims—Total business (net)....	3,383

*See note on page 1.

THE BEE FIRE INSURANCE COMPANY*

HEAD OFFICE, PARIS, FRANCE

Principal Office in Canada, Montreal, Que.

Manager or Chief Executive Officer in Canada.—W. G. Wilson, 465 St. John St., Montreal.*Chief or General Agent in Ontario.*—J. H. Kennedy, 402 Canada Permanent Bldg., Toronto.*Date of Incorporation.*—May 27, 1857. *Date commenced business in Canada.*—Dec. 22, 1932.

French		PREMIUMS WRITTEN—CLAIMS INCURRED	
Capital stock paid in cash.....	Frs. 30,000,000	Premiums—Ontario (net).....	\$ 56,946
Assets in Canada.....	\$186,454	Premiums—Canada (net).....	117,499
Liabilities in Canada.....	90,557	Claims—Ontario (net).....	32,385
		Claims—Canada (net).....	51,535

THE BOILER INSPECTION & INSURANCE COMPANY OF CANADA*

HEAD OFFICE, TORONTO, ONT.

Officers.—President, Henry N. Roberts, Toronto; Vice-Presidents, J. P. Byrne, R. R. Corson, Toronto; Manager, J. P. Byrne, Toronto; Secretary, L. T. Gregg, Toronto.*Directors.*—Henry N. Roberts, J. R. L. Starr, K.C., R. R. Corson, J. P. Byrne, Toronto; H. Mudge, Montreal; C. C. Gardiner, W. R. C. Corson, Hartford, Conn.*Date of Incorporation.*—April 8, 1875. *Date commenced business in Canada.*—October 9, 1875.

		PREMIUMS WRITTEN—CLAIMS INCURRED	
Capital stock paid in cash.....	\$ 100,100	Premiums—Ontario (net).....	\$366,986
Total assets.....	1,340,555	Premiums—Total business (net)...	579,022
Total liabilities.....	692,994	Claims—Ontario (net).....	51,368
Surplus protection of policyholders.	647,561	Claims—Total business (net).....	87,877

BOSTON INSURANCE COMPANY*

HEAD OFFICE, BOSTON, MASS.

Principal Office in Canada, Winnipeg, Man.

Manager or Chief Executive Officer in Canada.—Geo. J. K. Irvine, 701 Lindsay Bldg., Winnipeg.*Chief or General Agent in Ontario.*—Murphy, Love, Hamilton & Bascom, Dominion Bank Building, Toronto.*Date of Incorporation.*—1873. *Date commenced business in Canada.*—1918.

		PREMIUMS WRITTEN—CLAIMS INCURRED	
Capital stock paid in cash.....	\$3,000,000	Premiums—Ontario (net).....	\$ 4,016*
Assets in Canada.....	379,272	Premiums—Canada (net).....	266,573
Liabilities in Canada.....	261,342	Claims—Ontario (net).....	110
		Claims—Canada (net).....	175,649

THE BRITISH AMERICA ASSURANCE COMPANY*

HEAD OFFICE, TORONTO, ONT.

Officers.—President and Managing Director, E. A. Brownell, Toronto; Vice-Presidents, H. C. Cox, Geo. A. Morrow, Toronto; General Manager, Kenneth Thom, Toronto; Ass't General Manager, G. Stubington, Toronto; Secretary, C. R. Morrow.*Directors.*—E. A. Brownell, W. J. Hastie, K. M. Pringle, E. Willans, Geo. A. Morrow, H. C. Cox, W. M. Cox, K.C., Hon. G. Howard Ferguson, P.C., K.C., S. H. Logan, Hon. Leighton McCarthy, K.C., Graham Morrow, Toronto; D. G. Wakeman, H. J. Wyatt, J. L. Parsons, New York; W. H. McWilliams, W. E. Meikle, Winnipeg.*Date of Incorporation.*—Feb. 13, 1833. *Date commenced business in Canada.*—June 19, 1835.

		PREMIUMS WRITTEN—CLAIMS INCURRED	
Capital stock paid in cash.....	\$ 750,000	Premiums—Ontario (net).....	\$ 553,061
Total assets.....	7,243,410	Premiums—Total business (net)...	2,958,388
Total liabilities.....	4,009,958	Claims—Ontario (net).....	201,773
Surplus protection of policyholders.	3,233,452	Claims—Total business (net).....	1,298,124

*See note on page 1.

THE BRITISH CANADIAN INSURANCE COMPANY*

HEAD OFFICE, MONTREAL, QUE.

Officers.—President and Managing Director, E. A. Brownell; Vice-Presidents, G. A. Morrow, H. C. Cox, Toronto; General Manager, Kenneth Thom, Toronto; Ass't General Manager, G. Stubington; Secretary, C. R. Morrow.

Directors.—E. A. Brownell, H. C. Cox, G. A. Morrow, W. J. Hastie, E. Willans, G. Morrow, Toronto.

Chief or General Agent in Ontario.—E. A. Brownell, 16-22 Wellington St. East, Toronto.

Date of Incorporation.—1917. *Date commenced business in Canada.*—1917.

Capital stock paid in cash	\$300,000	PREMIUMS WRITTEN—CLAIMS INCURRED	
Total assets	770,067	Premiums—Ontario (net)	\$ 62,106
Total liabilities	261,952	Premiums—Total business (net)	208,157
Surplus protection of policyholders	508,115	Claims—Ontario (net)	23,520
		Claims—Total business (net)	89,312

THE BRITISH CROWN ASSURANCE CORPORATION, LIMITED*

HEAD OFFICE, GLASGOW, SCOTLAND

Principal Office in Canada, Toronto, Ont.

Manager or Chief Executive Officer in Canada.—J. H. Riddell, Toronto.

Chief or General Agent in Ontario.—J. H. Riddell, 217 Bay St., Toronto.

Date of Incorporation.—March, 1907. *Date commenced business in Canada.*—Nov. 2, 1917.

Capital stock paid in cash	£25,000	PREMIUMS WRITTEN—CLAIMS INCURRED	
Assets in Canada	\$315,704	Premiums—Ontario (net)	\$135,088
Liabilities in Canada	222,724	Premiums—Canada (net)	274,123
		Claims—Ontario (net)	39,751
		Claims—Canada (net)	85,587

THE BRITISH EMPIRE ASSURANCE COMPANY*

HEAD OFFICE, TORONTO, ONT.

Officers.—President and Managing Director, E. A. Brownell, Toronto; Vice-Presidents, H. C. Cox, G. A. Morrow, Toronto; General Manager, Kenneth Thom, Toronto; Ass't General Manager, G. Stubington; Secretary, C. R. Morrow, Toronto.

Directors.—E. A. Brownell, W. M. Cox, K.C., H. C. Cox, G. A. Morrow, W. J. Hastie, E. Willans, G. Morrow, Toronto; J. Lester Parsons, H. J. Wyatt, New York.

Chief or General Agent in Ontario.—E. A. Brownell, 16-22 Wellington St. East, Toronto.

Date of Incorporation.—June 11, 1928. *Date commenced business in Canada.*—June 30, 1928.

Capital stock paid in cash	\$100,000	PREMIUMS WRITTEN—CLAIMS INCURRED	
Total assets	691,893	Premiums—Ontario (net)	\$113,445
Total liabilities	316,597	Premiums—Total business (net)	283,180
Surplus protection of policyholders	375,295	Claims—Ontario (net)	38,821
		Claims—Total business (net)	125,177

THE BRITISH & EUROPEAN INSURANCE COMPANY, LIMITED*

HEAD OFFICE, LONDON, ENG.

Principal Office in Canada, Montreal, Que.

Manager or Chief Executive Officer in Canada.—A. C. Hall, Montreal.

Chief or General Agent in Ontario.—H. J. Kerr, 83 Richmond St. West, Toronto.

Date of Incorporation.—1908. *Date commenced business in Canada.*—July 7, 1923.

Capital stock paid in cash	£50,000	PREMIUMS WRITTEN—CLAIMS INCURRED	
Assets in Canada	\$116,497	Premiums—Ontario (net)	\$10,803
Liabilities in Canada	37,091	Premiums—Canada (net)	28,342
		Claims—Ontario (net)	3,383
		Claims—Canada (net)	8,547

*See note on page 1.

BRITISH & FOREIGN MARINE INSURANCE COMPANY LIMITED

HEAD OFFICE, LIVERPOOL, ENG.

Principal Office in Canada, Montreal, Que.

Chief Agent in Canada.—C. G. Ross, Montreal.*Date of Incorporation.*—Aug. 5, 1867. *Date commenced business in Canada.*—May 16, 1888.

Capital stock paid in cash, £1,340,000.

Statement for the Year Ended December 31, 1941**Assets in Canada**

Agents' balances and premiums uncollected, written on or after October 1, 1941	\$ 8,043 25
Reinsurance claim	150 00
TOTAL ASSETS IN CANADA	\$ 8,193 25

Liabilities in Canada

Taxes due and accrued	\$ 628 52
TOTAL LIABILITIES IN CANADA	\$ 628 52

Revenue Account in Canada

Net premiums written, marine	\$24 629 41
Reserve of unearned premiums:	
At beginning of year	\$1,191 97
At end of year	Nil
Decrease	1,191 97
Net premiums earned	\$25,821 38
Net claims and adjustment expenses incurred	\$1,913 07
Commission	2,122 00
Taxes	1,278 88
Salaries and other expenses	1,347 44
Total claims and expenses	6,661 39
UNDERWRITING GAIN	\$19,159 99

THE BRITISH GENERAL INSURANCE COMPANY, LIMITED*

HEAD OFFICE, LONDON, ENG.

Principal Office in Canada, Montreal, Que.

Manager or Chief Executive Officer in Canada.—A. C. Hall, Montreal.*Chief or General Agent in Ontario.*—Halbert J. Kerr, 83 Richmond St. West, Toronto.*Date of Incorporation.*—1904. *Date commenced business in Canada.*—January 1, 1920.

Capital stock paid in cash	£175,000	PREMIUMS WRITTEN—CLAIMS INCURRED	
Assets in Canada	\$259,953	Premiums—Ontario (net)	\$ 62,256
Liabilities in Canada	129,662	Premiums—Canada (net)	145,759
		Claims—Ontario (net)	30,777
		Claims—Canada (net)	62,967

THE BRITISH LAW INSURANCE COMPANY, LIMITED*

HEAD OFFICE, LONDON, ENG.

Principal Office in Canada, Montreal, Que.

Manager or Chief Executive Officer in Canada.—D. K. MacDonald, 469 St. John St., Montreal.*Chief or General Agent in Ontario.*—D. L. Durrant, 205 Metropolitan Bldg., Toronto.*Date of Incorporation.*—1888. *Date commenced business in Canada.*—January 15, 1925.

Capital stock paid in cash	\$1,459,980	PREMIUMS WRITTEN—CLAIMS INCURRED	
Assets in Canada	219,824	Premiums—Ontario (net)	\$ 31,933
Liabilities in Canada	93,531	Premiums—Canada (net)	102,768
		Claims—Ontario (net)	13,380
		Claims—Canada (net)	40,611

*See note on page 1.

BRITISH NORTHWESTERN FIRE INSURANCE COMPANY*

HEAD OFFICE, TORONTO, ONT.

Officers.—President, J. H. Riddel, Toronto; Vice-President, S. Fairley; Managing Director, J. H. Riddel, Toronto; Secretary, S. Fairley.

Directors.—J. H. Riddel, H. T. Fairley, S. Fairley, F. S. Corrigan, W. E. Young, W. H. Despard, H. J. Humphrey, Toronto; S. A. Bennett, Brian E. S. Mountain, Sir E. M. Mountain, London, Eng.

Date of Incorporation.—1906. *Date commenced business in Canada.*—February 20, 1912†.

Capital stock paid in cash.....	\$ 218,699	PREMIUMS WRITTEN—CLAIMS INCURRED	
Total assets.....	1,251,219	Premiums—Ontario (net).....	\$ 89,127
Total liabilities.....	316,172	Premiums—Total business (net)...	178,877
Surplus protection of policyholders.	934,747	Claims—Ontario (net).....	21,701
		Claims—Total business (net).....	16,929

THE BRITISH OAK INSURANCE COMPANY, LIMITED*

HEAD OFFICE, LONDON, ENG.

Principal Office in Canada, Toronto, Ont.

Manager or Chief Executive Officer in Canada.—Colin E. Sword, Toronto.

Chief or General Agent in Ontario.—Colin E. Sword, 44 Victoria St., Toronto.

Date of Incorporation.—1908. *Date commenced business in Canada.*—September 3, 1921.

Capital stock paid in cash.....	£176,000	PREMIUMS WRITTEN—CLAIMS INCURRED	
Assets in Canada.....	\$208,414	Premiums—Ontario (net).....	\$29,811
Liabilities in Canada.....	83,094	Premiums—Canada (net).....	99,733
		Claims—Ontario (net).....	10,568
		Claims—Canada (net).....	37,332

BRITISH TRADERS INSURANCE COMPANY, LIMITED*

HEAD OFFICE, SYDNEY, AUSTRALIA

Principal Office in Canada, Toronto, Ont.

Manager or Chief Executive Officer in Canada.—Colin E. Sword, Toronto.

Chief or General Agent in Ontario.—Colin E. Sword, 44 Victoria St., Toronto.

Date of Organization.—1865. *Date commenced business in Canada.*—February 20, 1918.

Capital stock paid in cash.....	£192,000	PREMIUMS WRITTEN—CLAIMS INCURRED	
Assets in Canada.....	\$1,260,932	Premiums—Ontario (net).....	\$163,333
Liabilities in Canada.....	244,306	Premiums—Canada (net).....	326,902
		Claims—Ontario (net).....	56,271
		Claims—Canada (net).....	113,878

CALEDONIAN-AMERICAN INSURANCE COMPANY*

HEAD OFFICE, HARTFORD, CONN.

Principal Office in Canada, Montreal, Que.

Manager or Chief Executive Officer in Canada.—Douglas Cownie, McGill Bldg., Montreal.

Chief or General Agent in Ontario.—Thomas Irvine Co. Ltd., Excelsior Life Bldg., Toronto.

Date of Incorporation.—1897. *Date commenced business in Canada.*—February 10, 1920.

Capital stock paid in cash.....	\$500,000	PREMIUMS WRITTEN—CLAIMS INCURRED	
Assets in Canada.....	129,201	Premiums—Ontario (net).....	\$14,344
Liabilities in Canada.....	41,639	Premiums—Canada (net).....	44,374
		Claims—Ontario (net).....	3,791
		Claims—Canada (net).....	13,399

CALEDONIAN INSURANCE COMPANY*

HEAD OFFICE, EDINBURGH, SCOTLAND

Principal Office in Canada, Montreal, Que.

Manager or Chief Executive Officer in Canada.—Douglas Cownie, Montreal.

Chief or General Agent in Ontario.—Muntz & Beatty Ltd., Temple Bldg., Toronto.

Date of Organization.—1805. *Date commenced business in Canada.*—February, 1883.

Capital stock paid in cash.....	£155,000	PREMIUMS WRITTEN—CLAIMS INCURRED	
Assets in Canada.....	\$465,010	Premiums—Ontario (net).....	\$129,606
Liabilities in Canada.....	261,676	Premiums—Canada (net).....	305,670
		Claims—Ontario (net).....	33,244
		Claims—Canada (net).....	107,132

*See note on page 1.

†Prior to this date business was confined to Province of Manitoba.

CALIFORNIA INSURANCE COMPANY*

HEAD OFFICE, SAN FRANCISCO, CAL.

Principal Office in Canada, Montreal, Que.

Manager or Chief Executive Officer in Canada.—A. C. Hall, 388 St. James St. W., Montreal.
Chief or General Agent in Ontario.—H. J. Kerr, 83 Richmond St. W., Toronto.

Date of Incorporation.—1864. *Date commenced business in Canada.*—November 18, 1912.

Capital stock paid in cash.....	\$1,000,000	PREMIUMS WRITTEN—CLAIMS INCURRED	
Assets in Canada.....	182,616	Premiums—Ontario (net).....	\$10,803
Liabilities in Canada.....	24,713	Premiums—Canada (net).....	28,342
		Claims—Ontario (net).....	3,353
		Claims—Canada (net).....	8,543

CAMDEN FIRE INSURANCE ASSOCIATION*

HEAD OFFICE, CAMDEN, N.J.

Principal Office in Canada, Toronto, Ont.

Manager or Chief Executive Officer in Canada.—John B. Alexander, 802 Canada Permanent Bldg., Toronto.

Chief or General Agent in Ontario.—John B. Alexander, Toronto.

Date of Incorporation.—March, 1841. *Date commenced business in Canada.*—Feb. 26, 1930.

Capital stock paid in cash.....	\$2,000,000	PREMIUMS WRITTEN—CLAIMS INCURRED	
Assets in Canada.....	262,996	Premiums—Ontario (net).....	\$ 26,704
Liabilities in Canada.....	78,914	Premiums—Canada (net).....	116,992
		Claims—Ontario (net).....	4,243
		Claims—Canada (net).....	21,078

THE CANADA ACCIDENT AND FIRE ASSURANCE COMPANY*

HEAD OFFICE, MONTREAL, QUE.

Officers.—President, C. H. Godfrey, Montreal; Vice-President, A. C. Hall, Montreal; Secretary, H. F. Roden, Montreal; General Manager, A. C. Hall, Montreal.

Directors.—C. H. Godfrey, John Holroyde, Alfred Lambert, H. F. Roden, A. C. Hall, Montreal.

Chief or General Agent in Ontario.—H. J. Kerr, 83 Richmond St. W., Toronto.

Date of Incorporation.—June 23, 1887. *Date commenced business in Canada.*—Sept. 10, 1888.

Capital stock paid in cash.....	\$ 43,320	PREMIUMS WRITTEN—CLAIMS INCURRED	
Total assets.....	1,538,931	Premiums—Ontario (net).....	\$212,317
Total liabilities.....	555,842	Premiums—Total business (net).....	620,076
Surplus protection of policyholders.....	983,089	Claims—Ontario (net).....	98,606
		Claims—Total business (net).....	270,401

THE CANADA LIFE ASSURANCE COMPANY*

HEAD OFFICE, TORONTO, ONT.

Officers.—President, A. N. Mitchell, Toronto; Chairman of the Board, Hon. Leighton McCarthy, P.C., K.C., Toronto; Chairman of the London Board, H. C. Cox, Oakville; Vice-Presidents, R. A. Laidlaw, E. G. Baker, Toronto; General Manager, S. C. McEvenue, Toronto; Chief Actuary, L. K. File, F.I.A., F.A.S., Toronto; Secretary, J. H. Domelle, Toronto; Ass't General Manager and Treasurer, E. C. Gill, F.A.S., Toronto; Ass't General Manager, W. J. Beattie, Toronto; Medical Director, S. J. Streight, O.B.E., M.D., Toronto.

Directors.—Hon. Leighton McCarthy, P.C., K.C., A. E. Arcsott, J. A. McLeod, R. A. Laidlaw, Rt. Hon. Sir Thomas White, G.C.M.G., E. G. Baker, C. A. Bogert, A. N. Mitchell, W. N. Tilley, K.C., J. M. Macdonnell, Toronto; H. C. Cox, Oakville; Aimé Geoffrion, K.C., B.C.L., Montreal; Hon. Chas. Stewart, P.C., Ottawa; John Stuart, Chicago; A. V. Davis, Pittsburgh.

Date of Incorporation.—April 25, 1849. *Date commenced business in Canada.*—Aug. 21, 1847.

Capital stock paid in cash.....	\$ 1,000,000	PREMIUMS AND DISBURSEMENTS	
Total assets.....	284,617,288	Premiums—Ontario (net).....	\$ 6,634,393
Ontario business in force (gross).....	246,107,402	Premiums—Total business (net).....	25,654,025
Total business in force (gross).....	811,914,053	Total disbursements to policyholders (net)—In Ontario.....	4,908,286
		Total business.....	22,844,334

*See note on page 1.

CANADA SECURITY ASSURANCE COMPANY*

HEAD OFFICE, TORONTO, ONT.

Officers.—President and General Manager, E. M. Whitley, Toronto; Vice-President, John B. Laidlaw, Toronto; Secretary, Thos. James, Toronto.

Directors.—E. M. Whitley, C. C. Paull, J. E. Haskins, C. D. Henderson, Fred W. Lamont, Dr. W. E. Ferguson, John B. Laidlaw, W. H. Bosley, Toronto; G. B. Patteson, Ottawa.

Date of Incorporation.—May 11, 1920. *Date commenced business in Canada.*—August 28, 1920.

		PREMIUMS WRITTEN—CLAIMS INCURRED	
Capital stock paid in cash	\$ 500,000	Premiums—Ontario (net)	\$130,968
Total assets	1,178,118	Premiums—Total business (net)	323,465
Total liabilities	318,825	Claims—Ontario (net)	41,788
Surplus protection of policyholders	859,293	Claims—Total business (net)	115,388

THE CANADIAN FIRE INSURANCE COMPANY*

HEAD OFFICE, WINNIPEG, MAN.

Officers.—President and Managing Director, C. S. Riley, Winnipeg; Vice-President and General Manager, A. L. Denison, Winnipeg; Secretary, Jas. A. Dowler, Winnipeg.

Directors.—R. T. Riley, C. S. Riley, A. L. Denison, James A. Crowe, H. C. Ashdown, W. A. Murphy, G. H. Aikins, K.C., Winnipeg.

Chief or General Agent in Ontario.—F. N. Boyd, Federal Bldg., Toronto.

Date of Incorporation.—1887. *Date commenced business in Canada.*—September 1, 1897.

		PREMIUMS WRITTEN—CLAIMS INCURRED	
Capital stock paid in cash	\$1,000,000	Premiums—Ontario (net)	\$ 258,537
Total assets	3,261,895	Premiums—Total business (net)	1,010,786
Total liabilities	1,157,004	Claims—Ontario (net)	106,465
Surplus protection of policyholders	2,104,891	Claims—Total business (net)	347,743

CANADIAN GENERAL INSURANCE COMPANY*

HEAD OFFICE, TORONTO, ONT.

Officers.—President, W. P. Fess, Toronto; Vice-President, A. E. Naylor, Toronto; Manager, W. F. Spry, Toronto; Secretary, C. W. Sykes.

Directors.—W. P. Fess, A. E. Naylor, G. Larratt Smith, K.C., D. H. Gibson, W. F. Spry, Toronto; Sen. N. M. Paterson, Fort William; R. G. Ivey, London; C. W. Webster, Montreal; E. Anderson, K.C., L.L.D., Winnipeg.

Date of Incorporation.—April 27, 1907. *Date commenced business in Canada.*—Nov. 5, 1908.

		PREMIUMS WRITTEN—CLAIMS INCURRED	
Capital stock paid in cash	\$ 500,000	Premiums—Ontario (net)	\$ 415,022
Total assets	2,127,843	Premiums—Total business (net)	1,022,166
Total liabilities	1,096,861	Claims—Ontario (net)	135,062
Surplus protection of policyholders	1,030,983	Claims—Total business (net)	367,793

THE CANADIAN INDEMNITY COMPANY*

HEAD OFFICE, WINNIPEG, MAN.

Officers.—President and Managing Director, C. S. Riley, Winnipeg; Vice-President and General Manager, A. L. Denison, Winnipeg; Secretary, Jas. A. Dowler, Winnipeg.

Directors.—R. T. Riley, C. S. Riley, H. C. Ashdown, J. H. Riley, A. L. Denison, J. A. Crowe, W. A. Murphy, G. H. Aikins, Winnipeg; A. F. Culver, Montreal.

Chief or General Agent in Ontario.—W. C. Riley, Canadian Indemnity Co., Toronto.

Date of Incorporation.—March 23, 1916. *Date commenced business in Canada.*—Nov. 21, 1919.

		PREMIUMS WRITTEN—CLAIMS INCURRED	
Capital stock paid in cash	\$ 500,000	Premiums—Ontario (net)	\$ 325,966
Total assets	2,446,824	Premiums—Total business (net)	1,244,310
Total liabilities	1,249,958	Claims—Ontario (net)	114,757
Surplus protection of policyholders	1,196,866	Claims—Total business (net)	405,370

*See note on page 1.

THE CANADIAN SURETY COMPANY*

HEAD OFFICE, TORONTO, ONT.

Officers.—President, A. F. Lafrentz, New York; Vice-President and General Manager, John B. Alexander, Toronto; Secretary, Geo. F. Gregory, Toronto.

Directors.—F. W. Lafrentz, A. F. Lafrentz, D. H. Cook, F. J. Parry, New York; A. C. Matthews, F. G. Osler, M. A. Bradshaw, John B. Alexander, Toronto; C. S. Band, W. Donald Matthews, Paul J. Myler.

Date of Incorporation.—May 19, 1911. *Date commenced business in Canada.*—July, 1913.

Capital stock paid in cash.....	\$ 500,000	PREMIUMS WRITTEN—CLAIMS INCURRED	
Total assets.....	1,954,099	Premiums—Ontario (net).....	\$224,292
Total liabilities.....	711,598	Premiums—Total business (net)..	698,973
Surplus protection of policyholders.	1,242,502	Claims—Ontario (net).....	76,564
		Claims—Total business (net)....	195,296

CAR & GENERAL INSURANCE CORPORATION, LIMITED*

HEAD OFFICE, LONDON, ENG.

Principal Office in Canada, Montreal, Que.

Manager or Chief Executive Officer in Canada.—C. Stuart Malcolm, Montreal.

Chief or General Agent in Ontario.—H. B. Rowe, Concourse Bldg., Toronto.

Date of Incorporation.—1903. *Date commenced business in Canada.*—January, 1919.

Capital stock paid in cash.....	£130,745	PREMIUMS WRITTEN—CLAIMS INCURRED	
Assets in Canada.....	\$379,258	Premiums—Ontario (net).....	\$ 50,724
Liabilities in Canada.....	175,776	Premiums—Canada (net).....	187,707
		Claims—Ontario (net).....	15,716
		Claims—Canada (net).....	56,533

THE CASUALTY COMPANY OF CANADA*

HEAD OFFICE, TORONTO, ONT.

Officers.—President, Commodore G. H. Gooderham, Toronto; Vice-Presidents, Col. A. E. Gooderham, D. G. Ross, M.P., Toronto; Managing Director, A. W. Eastmure, Toronto; Treasurer, J. C. Dodds.

Directors.—G. H. Gooderham, E. D. Gooderham, H. W. Falconer, D. G. Ross, Col. A. E. Gooderham, Sr., A. W. Eastmure, J. P. Nicolls, H. S. Gooderham, Col. G. G. Blackstock.

Date of Incorporation.—May 19, 1911. *Date commenced business in Canada.*—Jan. 1, 1916.

Capital stock paid in cash.....	\$301,600	PREMIUMS WRITTEN—CLAIMS INCURRED	
Total assets.....	711,361	Premiums—Ontario (net).....	\$242,416
Total liabilities.....	354,748	Premiums—Total business (net)..	343,668
Surplus protection of policyholders.	356,613	Claims—Ontario (net).....	102,245
		Claims—Total business (net)....	141,057

THE CENTRAL INSURANCE COMPANY, LIMITED*

HEAD OFFICE, LONDON, ENG.

Principal Office in Canada, Montreal, Que.

Manager or Chief Executive Officer in Canada.—R. Forster Smith, 500 Place d'Armes, Montreal.

Chief or General Agent in Ontario.—F. S. McDermott, 112 Yonge St., Toronto.

Date of Incorporation.—June 25, 1907. *Date commenced business in Canada.*—June 25, 1923.

Capital stock paid in cash.....	£100,000	PREMIUMS WRITTEN—CLAIMS INCURRED	
Assets in Canada.....	\$217,654	Premiums—Ontario (net).....	\$33,713
Liabilities in Canada.....	85,988	Premiums—Canada (net).....	93,639
		Claims—Ontario (net).....	11,687
		Claims—Canada (net).....	31,321

*See note on page 1.

CENTRAL UNION INSURANCE COMPANY*

HEAD OFFICE, JERSEY CITY, N.J.

Principal Office in Canada, Toronto, Ont.

Manager or Chief Executive Officer in Canada.—G. W. Pearson, 371 Bay St., Toronto.

Chief or General Agent in Ontario.—G. W. Pearson, 371 Bay St., Toronto.

Date of Incorporation.—1928. Date commenced business in Canada.—January 2, 1930.

Capital stock paid in cash.....	\$500,000	PREMIUMS WRITTEN—CLAIMS INCURRED	
Assets in Canada.....	180,766	Premiums—Ontario (net).....	\$ 8,168
Liabilities in Canada.....	20,916	Premiums—Canada (net).....	18,552
		Claims—Ontario (net).....	1,829
		Claims—Canada (net).....	4,257

THE CENTURY INSURANCE COMPANY, LIMITED*

HEAD OFFICE, LONDON, ENG.

Principal Office in Canada, Vancouver, B.C.

Manager or Chief Executive Officer in Canada.—T. W. Greer, 325 Howe St., Vancouver.

Chief or General Agent in Ontario.—Reed, Shaw & McNaught, 64 Wellington St. W., Toronto.

Date of Incorporation.—1885. Date commenced business in Canada.—1917.

Capital stock paid in cash.....	£450,000	PREMIUMS WRITTEN—CLAIMS INCURRED	
Assets in Canada.....	\$885,976	Premiums—Ontario (net).....	\$143,824
Liabilities in Canada.....	260,195	Premiums—Canada (net).....	311,335
		Claims—Ontario (net).....	49,312
		Claims—Canada (net).....	102,567

THE CHINA FIRE INSURANCE COMPANY, LIMITED*

HEAD OFFICE, SYDNEY, AUSTRALIA

Principal Office in Canada, Toronto, Ont.

Manager or Chief Executive Officer in Canada.—Colin E. Sword, Toronto.

Chief or General Agent in Ontario.—Colin E. Sword, 44 Victoria St., Toronto.

Date of Incorporation.—1865. Date commenced business in Canada.—July 2, 1919.

Capital stock paid in cash.... Mex.	\$2,000,000	PREMIUMS WRITTEN—CLAIMS INCURRED	
Assets in Canada.....	106,211	Premiums—Ontario (net).....	\$10,820
Liabilities in Canada.....	29,434	Premiums—Canada (net).....	24,685
		Claims—Ontario (net).....	2,218
		Claims—Canada (net).....	6,414

THE CITIZENS INSURANCE COMPANY OF NEW JERSEY*

HEAD OFFICE, JERSEY CITY, N.J.

Principal Office in Canada, Toronto, Ont.

Manager or Chief Executive Officer in Canada.—B. W. Ballard, Toronto.

Chief or General Agent in Ontario.—B. W. Ballard, 24 Wellington St. E., Toronto.

Date of Incorporation.—1929. Date commenced business in Canada.—January, 1930.

Capital stock paid in cash.....	\$1,000,000	PREMIUMS WRITTEN—CLAIMS INCURRED	
Assets in Canada.....	233,742	Premiums—Ontario (net).....	\$ 5,250
Liabilities in Canada.....	24,805	Premiums—Canada (net).....	24,534
		Claims—Ontario (net).....	2,544
		Claims—Canada (net).....	5,484

CITY OF NEW YORK INSURANCE COMPANY*

HEAD OFFICE, NEW YORK, N.Y.

Manager or Chief Executive Officer in Canada.—G. R. Thomson, Montreal.

Chief or General Agent in Ontario.—Norman G. Bethune, 15 Toronto St., Toronto.

Date of Incorporation.—1905. Date commenced business in Canada.—July 1, 1927.

Capital stock paid in cash.....	\$1,500,000	PREMIUMS WRITTEN—CLAIMS INCURRED	
Assets in Canada.....	250,406	Premiums—Ontario (net).....	Nil
Liabilities in Canada.....	Nil	Premiums—Canada (net).....	†
		Claims—Ontario (net).....	Nil
		Claims—Canada (net).....	†

*See note on page 1.

†Included in figures of Home Insurance Company.

COLUMBIA INSURANCE COMPANY OF NEW YORK*

HEAD OFFICE, NEW YORK, N. Y.

Principal Office in Canada, Montreal, Que.

Manager or Chief Executive Officer in Canada.—Wm. Lawrie, 480 St. Francois Xavier St., Montreal.

Chief or General Agent in Ontario.—W. Rae Blight, 22 Toronto St., Toronto.

Date of Incorporation.—1901. *Date commenced business in Canada.*—October 11, 1917.

		PREMIUMS WRITTEN—CLAIMS INCURRED	
Capital stock paid in cash.....	\$1,000,000	Premiums—Ontario (net).....	\$22,304
Assets in Canada.....	395,627	Premiums—Canada (net).....	66,480
Liabilities in Canada.....	67,296	Claims—Ontario (net).....	6,040
		Claims—Canada (net).....	21,917

THE COMMERCIAL LIFE ASSURANCE COMPANY OF CANADA*

HEAD OFFICE, TORONTO, ONT.

Officers.—President, R. H. Cautley, Edmonton; 1st Vice-President and Managing Director, J. W. Glenwright, Toronto; 2nd Vice-President, W. C. Hodgson, Toronto; Consulting Actuary, Geo. Ryrie.

Directors.—R. H. Cautley, Norman Allin, M.D., H. W. B. Douglas, W. T. Henry, Edmonton; J. W. Glenwright, W. C. Hodgson, H. B. Begg, H. H. Bishop, F. J. Colgan, Toronto; L. G. Calder, Montreal; John A. East, Saskatoon; F. O. Hodgson, Vancouver.

Chief or General Agent in Ontario.—J. W. Glenwright, 350 Bay St., Toronto.

Date of Incorporation.—April 4, 1911. *Date commenced business in Canada.*—Oct. 4, 1913.

		PREMIUMS AND DISBURSEMENTS	
Capital stock paid in cash.....	\$ 148,480	Premiums—Ontario (net).....	\$ 51,729
Total assets.....	2,763,809	Premiums—Total business (net)...	326,391
Ontario business in force (gross)...	3,006,563	Total disbursements to policy-	
Total business in force (gross).....	11,576,903	holders (net)—In Ontario.....	8,060
		Total business..	231,233

COMMERCIAL UNION ASSURANCE COMPANY, LIMITED*

HEAD OFFICE, LONDON, ENG.

Principal Office in Canada, Montreal, Que.

Manager or Chief Executive Officer in Canada.—A. C. Hall, Montreal.

Chief or General Agent in Ontario.—H. J. Kerr, 83-85 Richmond St. W., Toronto.

Date of Incorporation.—Sept. 28, 1861. *Date commenced business in Canada.*—Sept. 11, 1863.

Capital stock paid in cash.....		PREMIUMS AND DISBURSEMENTS	
£3,540,000			
<i>Life:</i>		<i>Life:</i>	
Assets in Canada.....	\$1,410,896	Premiums—Ontario (net).....	\$ 273
Ontario business in force (gross)...	40,253	Premiums—Canada (net).....	3,389
Canadian business in force (gross)...	225,403	Total disbursements to policy-	
		holders (net)—In Ontario.....	Nil
		In Canada.....	1,782
		PREMIUMS WRITTEN—CLAIMS INCURRED	
<i>Other than Life:</i>		<i>Other than Life:</i>	
Assets in Canada.....	1,398,974	Premiums—Ontario (net).....	355,811
Liabilities in Canada.....	780,280	Premiums—Canada (net).....	923,752
		Claims—Ontario (net).....	140,576
		Claims—Canada (net).....	340,074

*See note on page 1.

CONFEDERATION LIFE ASSOCIATION*

HEAD OFFICE, TORONTO, ONT.

Officers.—President, Chas. S. Macdonald, M.A., Toronto; Vice-Presidents, Col. J. F. Michie, R. S. Waldie, Toronto; General Manager, V. R. Smith, M.A., A.I.A., A.A.S., F.A.I.A., Toronto; Secretary, James L. McLachlin, B.A., A.I.A., A.A.S., Toronto; Ass't General Managers, J. H. Birkenshaw, B.A., F.A.S., F.A.I.A., Toronto, C. D. Devlin, J. K. Macdonald, B.A., J. G. Godsoe, B.A., LL.B.; Actuary, B. T. Holmes, A.I.A., F.A.S., F.A.E.A.

Directors.—Charles S. Macdonald, Col. J. F. Michie, John Firstbrook, James E. Ganong, A. C. Matthews, R. S. Waldie, Walter C. Laddlaw, Arthur P. White, R. V. LeSueur, F. Grenville Rolph, V. R. Smith, M.A., Toronto; P. A. Thomson, Montreal.

Date of Incorporation.—April 14, 1871. *Date commenced business in Canada.*—Oct. 31, 1871.

Capital stock paid in cash \$ 300,000

Life:
Total assets 110,888,645
Ontario business in force (gross) 125,293,192
Total business in force (gross) 437,980,967

Other than Life:
Total assets 275,827
Total liabilities 80,513
Surplus protection of policyholders 195,314

PREMIUMS AND DISBURSEMENTS

Life:
Premiums—Ontario (net) \$ 3,363,566
Premiums—Total business (net) 15,649,713
Total disbursements to policyholders (net)—In Ontario 2,539,499
Total business 11,636,974

PREMIUMS WRITTEN—CLAIMS INCURRED

Other than Life:
Premiums—Ontario (net) 129,957
Premiums—Total business (net) 223,646
Claims—Ontario (net) 125,993
Claims—Total business (net) 170,192

THE CONNECTICUT FIRE INSURANCE COMPANY*

HEAD OFFICE, HARTFORD, CONN.

Principal Office in Canada, Montreal, Que.

Joint Managers or Chief Executive Officers in Canada.—S. M. Elliott and A. H. Vallance, Montreal.

Chief or General Agent in Ontario.—B. J. G. Davies, 10 Adelaide St. E., Toronto.

Date of Incorporation.—June, 1859. *Date commenced business in Canada.*—1886.

Capital stock paid in cash \$2,000,000
Assets in Canada 572,264
Liabilities in Canada 194,259

PREMIUMS WRITTEN—CLAIMS INCURRED
Premiums—Ontario (net) \$ 91,761
Premiums—Canada (net) 313,148
Claims—Ontario (net) 26,934
Claims—Canada (net) 162,179

CONSOLIDATED FIRE AND CASUALTY INSURANCE COMPANY*

HEAD OFFICE, TORONTO, ONT.

Officers.—President and Managing Director, H. Begg, Toronto; Vice-Presidents, P. R. Gardiner, Toronto, J. C. H. Dussault, K.C., Montreal; Secretary, H. L. Kearns, Toronto; Treasurer, J. G. Hutchinson, Toronto.

Directors.—J. C. H. Dussault, K.C., Montreal; Leigh M. McCarthy, P. R. Gardiner, H. Begg, W. R. Begg, Geo. McNamara, J. G. Hutchinson, W. H. Buscombe, H. L. Kearns, Col. K. R. Marshall, C. M. G., D.S.O., Frank Shannon, Toronto; J. M. Pigott, Hamilton.

Date of Incorporation.—May 20, 1930. *Date commenced business in Canada.*—May 21, 1931.

Capital stock paid in cash \$220,000
Total assets 605,299
Total liabilities 255,931
Surplus protection of policyholders 349,368

PREMIUMS WRITTEN—CLAIMS INCURRED
Premiums—Ontario (net) \$220,714
Premiums—Total business (net) 325,007
Claims—Ontario (net) 66,165
Claims—Total business (net) 112,155

CONTINENTAL CASUALTY COMPANY*

HEAD OFFICE, CHICAGO, ILL.

Principal Office in Canada, Toronto, Ont.

Manager or Chief Executive Officer in Canada.—R. D. Bedolfe, Toronto.

Chief or General Agent in Ontario.—R. D. Bedolfe, Federal Bldg., Toronto.

Date of Incorporation.—1897. *Date commenced business in Canada.*—November 6, 1917.

Capital stock paid in cash \$2,500,000
Assets in Canada 1,028,952
Liabilities in Canada 495,585

PREMIUMS WRITTEN—CLAIMS INCURRED
Premiums—Ontario (net) \$464,923
Premiums—Canada (net) 947,606
Claims—Ontario (net) 172,330
Claims—Canada (net) 362,918

*See note on page 1.

THE CONTINENTAL INSURANCE COMPANY OF NEW YORK*

HEAD OFFICE, NEW YORK, N. Y.

Principal Office in Canada, Montreal, Que.

Manager or Chief Executive Officer in Canada.—W. E. Baldwin, Montreal.*Chief or General Agent in Ontario.*—A. C. L. Wildman, 36 Toronto St., Toronto.*Date of Incorporation.*—Jan., 1853. *Date commenced business in Canada.*—Nov. 25, 1910.

Capital stock paid in cash	\$5,000,000
Assets in Canada	1,370,170
Liabilities in Canada	311,352

PREMIUMS WRITTEN—CLAIMS INCURRED	
Premiums—Ontario (net)	\$160,092
Premiums—Canada (net)	662,082
Claims—Ontario (net)	73,518
Claims—Canada (net)	263,387

THE CONTINENTAL LIFE INSURANCE COMPANY*

HEAD OFFICE, TORONTO, ONT.

Officers.—President, John W. Hobbs, Toronto; Vice-President and Managing Director, N. J. Lander, Toronto; Secretary, Geo. Hunt; Chairman of the Board, Sidney Jones, Toronto; Actuary, J. Hunter, F.F.A., F.A.S., Toronto.*Directors.*—N. J. Lander, Dr. H. W. Aikins, Sidney Jones, G. H. Muntz, John W. Hobbs, John T. Richardson, K.C., T. D'Arcy Leonard, K.C., John A. Rowland, K.C., J. J. Lorne Ardiel, Toronto; Sir George Garneau, Quebec; E. E. Sharpe, K.C., Winnipeg; Chas. T. McHattie, Vancouver.*Date of Incorporation.*—1899. *Date commenced business in Canada.*—November, 1899.

Capital stock paid in cash	\$ 200,000
Total assets	11,231,186
Ontario business in force (gross)	23,008,984
Total business in force (gross)	44,683,036

PREMIUMS AND DISBURSEMENTS	
Premiums—Ontario (net)	\$ 649,498
Premiums—Total business (net)	1,279,691
Total disbursements to policyholders (net)—In Ontario	376,007
Total business	751,347

CORNHILL INSURANCE COMPANY, LIMITED*

HEAD OFFICE, LONDON, ENG.

Principal Office in Canada, Montreal, Que.

Manager or Chief Executive Officer in Canada.—O. W. Dettmers, Montreal.*Chief or General Agent in Ontario.*—McKay Insurance Agency, 43 Victoria St., Toronto*Date of Incorporation.*—1905. *Date commenced business in Canada.*—June 22, 1922.

Capital stock paid in cash	£250,000
Assets in Canada	\$487,669
Liabilities in Canada	278,770

PREMIUMS WRITTEN—CLAIMS INCURRED	
Premiums—Ontario (net)	\$ 97,040
Premiums—Canada (net)	346,215
Claims—Ontario (net)	32,602
Claims—Canada (net)	146,950

THE CROWN LIFE INSURANCE COMPANY*

HEAD OFFICE, TORONTO, ONT.

Officers.—President, Hon. G. H. Ferguson, Toronto; 1st Vice-President, C. W. Somers, Toronto; 2nd Vice-President, H. D. Burns, Toronto; General Manager, H. R. Stephenson, F.A.S., A.I.A., Toronto; Treasurer, R. T. Couch, Toronto; Secretary, P. McDonald, Toronto; Actuary, F. W. Hill, F.A.S.; Medical Officer, H. D. Delamere, M.D.; Superintendent of Agencies, E. J. S. Brown.*Directors.*—H. R. Stephenson, C. W. Somers, W. F. Watkins, F. Erickson Brown, K.C., H. D. Burns, G. E. Spragge, Hon. G. Howard Ferguson, Toronto; G. O. Somers, Pasadena, Cal.; Geo. A. Morson, Havana, Cuba; Hon. E. L. Patehaude, P.C., K.C., LL.D., Montreal; Norman F. Wilson, Ottawa; Capt. W. M. Crawford, Vancouver.*Date of Incorporation.*—June 14, 1900. *Date commenced business in Canada.*—Sept. 10, 1901.

Capital stock paid in cash	\$ 278,440
Total assets	48,163,679
Ontario business in force (gross)	57,132,998
Total business in force (gross)	237,729,080

PREMIUMS AND DISBURSEMENTS	
Premiums—Ontario (net)	\$1,687,775
Premiums—Total business (net)	7,938,728
Total disbursements to policyholders (net)—In Ontario	773,652
Total business	3,108,179

*See note on page 1.

THE DOMINION OF CANADA GENERAL INSURANCE COMPANY*

HEAD OFFICE, TORONTO, ONT.

Officers.—President, Commodore G. H. Gooderham, Toronto; Vice-Presidents, Col. A. E. Gooderham, D. G. Ross, M.P., Toronto; Managing Director, H. W. Falconer, Toronto; Treasurer, J. C. Dodds; General Superintendent, J. C. Stuart; Actuary, J. E. White.

Directors.—Commodore G. H. Gooderham, D. G. Ross, M.P., E. D. Gooderham, Col. G. G. Blackstock, Col. Albert E. Gooderham, H. S. Gooderham, H. W. Falconer, A. F. Ball, Toronto; J. P. Nicolls, Vancouver; P. E. Bronson, Ottawa.

Date of Incorporation.—June 23, 1887. *Date commenced business in Canada.*—Nov. 5, 1887.

Capital stock paid in cash \$ 1,005,300

PREMIUMS AND DISBURSEMENTS

Life:
Total assets 2,563,224
Ontario business in force (gross) 9,055,182
Total business in force (gross) 15,221,681

Life:
Premiums—Ontario (net) \$ 233,328
Premiums—Total business (net) 402,688
Total disbursements to policyholders (net)—In Ontario 56,444
Total business 112,925

PREMIUMS WRITTEN—CLAIMS INCURRED

Other than Life:
Total assets 3,511,921
Total liabilities 1,633,602
Surplus protection of policyholders 1,878,319

Other than Life:
Premiums—Ontario (net) 1,029,579
Premiums—Total business (net) 1,387,895
Claims—Ontario (net) 377,913
Claims—Total business (net) 501,741

THE DOMINION FIRE INSURANCE COMPANY*

HEAD OFFICE, TORONTO, ONT.

Officers.—President, C. S. Macdonald, Toronto; 1st Vice-President, R. H. L. Massie, Toronto; 2nd Vice-President, Hamilton Cassels, K.C., Toronto.

Directors.—R. H. L. Massie, Hamilton Cassels, K.C., John A. Fraser, C. S. Macdonald, Dunlop Stewart, Toronto; R. A. Brock, Montreal; Alfred F. James, Col. Howard Greene, Chas. D. James, Milwaukee.

Date of Incorporation.—1904. *Date commenced business in Canada.*—May 11, 1907.

Capital stock paid in cash \$ 300,000
Total assets 1,454,631
Total liabilities 446,885
Surplus protection of policyholders 1,007,746

PREMIUMS WRITTEN—CLAIMS INCURRED

Premiums—Ontario (net) \$241,443
Premiums—Total business (net) 370,623
Claims—Ontario (net) 68,996
Claims—Total business (net) 119,261

THE DOMINION LIFE ASSURANCE COMPANY*

HEAD OFFICE, WATERLOO, ONT.

Officers.—President and Managing Director, Ford S. Kumpf, Waterloo; Vice-President, G. A. Dobbie, Galt; Actuary, A. J. Huenerdard; Secretary, H. Schaus; Treasurer, F. L. Whitaker; General Superintendent of Agencies, J. J. Murray.

Directors.—A. J. Andrews, K.C., Winnipeg; W. L. Hilliard, M.D., Ford S. Kumpf, J. E. F. Seagram, Waterloo; J. H. Gundy, Toronto; C. Gordon Cockshutt, Brantford; W. H. Malkin, Vancouver; G. Alex. Forbes, Hespeler; G. A. Dobbie, Galt; Hon. Sen. W. D. Euler, M.P., P.C., Kitchener; Hon. Sen. A. C. Hardy, P.C., K.C., Brockville; J. A. Simard, Montreal.

Date of Incorporation.—March 20, 1889. *Date commenced business in Canada.*—July 12, 1889.

Capital stock paid in cash \$ 280,000
Total assets 49,248,985
Ontario business in force (gross) 70,309,441
Total business in force (gross) 172,002,128

PREMIUMS AND DISBURSEMENTS

Premiums—Ontario (net) \$2,112,832
Premiums—Total business (net) 5,466,566
Total disbursements to policyholders (net)—In Ontario 1,393,261
Total business 3,385,029

THE DRAPERS' AND GENERAL INSURANCE COMPANY, LIMITED*

HEAD OFFICE, KENDAL, ENG.

Principal Office in Canada, Montreal, Que.

Manager or Chief Executive Officer in Canada.—O. W. Dettmers, Montreal.

Chief or General Agent in Ontario.—H. Begg, 14-24 Toronto St., Toronto.

Date of Incorporation.—1908. *Date commenced business in Canada.*—January 29, 1940.

Capital stock paid in cash £40,636
Assets in Canada \$204,464
Liabilities in Canada 47,087

PREMIUMS WRITTEN—CLAIMS INCURRED

Premiums—Ontario (net) \$15,509
Premiums—Canada (net) 52,615
Claims—Ontario (net) 8,954
Claims—Canada (net) 20,348

*See note on page 1.

THE EAGLE FIRE COMPANY OF NEW YORK*

HEAD OFFICE, NEW YORK, N.Y.

Principal Office in Canada, Toronto, Ont.

Manager or Chief Executive Officer in Canada.—E. M. Whitley, Toronto.*Chief or General Agent in Ontario.*—E. M. Whitley, 12 Wellington St. E., Toronto.*Date of Incorporation.*—1896. *Date commenced business in Canada.*—January 1, 1927.

		PREMIUMS WRITTEN—CLAIMS INCURRED	
Capital stock paid in cash.....	\$1,000,000	Premiums—Ontario (net).....	\$24,227
Assets in Canada.....	201,523	Premiums—Canada (net).....	87,165
Liabilities in Canada.....	64,113	Claims—Ontario (net).....	12,085
		Claims—Canada (net).....	34,150

EAGLE STAR INSURANCE COMPANY, LIMITED*

HEAD OFFICE, LONDON, ENG.

Principal Office in Canada, Toronto, Ont.

Manager or Chief Executive Officer in Canada.—J. H. Riddel, Toronto.*Chief or General Agent in Ontario.*—J. H. Riddel, 217 Bay St., Toronto.*Date of Incorporation.*—1904. *Date commenced business in Canada.*—May, 1912.

		PREMIUMS WRITTEN—CLAIMS INCURRED	
Capital stock paid in cash.....	\$16,303,111	Premiums—Ontario (net).....	\$241,644
Assets in Canada.....	562,065	Premiums—Canada (net).....	823,565
Liabilities in Canada.....	309,231	Claims—Ontario (net).....	76,677
		Claims—Canada (net).....	211,517

THE T. EATON LIFE ASSURANCE COMPANY*

HEAD OFFICE, TORONTO, ONT.

Officers.—President, R. Y. Eaton, Toronto; 1st Vice-President, J. J. Vaughan, Toronto; 2nd Vice-President, J. D. Eaton, Toronto; Manager and Secretary-Treasurer, J. A. Livingstone, Toronto; Actuary, A. E. Harkness, A.A.S., Toronto; Medical Director, T. D. Archibald, M.D.

Directors.—R. Y. Eaton, J. J. Vaughan, Mrs. J. S. Burnside, J. Elliott, J. A. Livingstone, T. C. Musgrave, J. G. McKee, Lady Eaton, J. D. Eaton, T. C. Eaton, Toronto; R. S. McCordick, Winnipeg; F. B. Walls, Montreal; C. H. Boothe, Hamilton.

Date of Incorporation.—May 11, 1920. *Date commenced business in Canada.*—August 20, 1920.

		PREMIUMS AND DISBURSEMENTS	
Capital stock paid in cash.....	\$ 250,000	Premiums—Ontario (net).....	\$ 498,411
Total assets.....	10,491,722	Premiums—Total business (net)...	1,012,686
Ontario business in force (gross)...	17,315,352	Total disbursements to policy-	
Total business in force (gross).....	33,869,387	holders (net)—In Ontario.....	274,954
		Total business.....	536,792

THE EMPIRE LIFE INSURANCE COMPANY

HEAD OFFICE, KINGSTON, ONT.

Incorporated.—January 11, 1923. *Commenced business in the Province.*—January 30, 1923.

Officers.—Chairman of the Board and President, C. P. Fell; Vice-President, A. H. K. Russell; Secretary, W. T. Portye; General Manager, L. T. Boyd; Actuary, H. H. Blakeman; Treasurer, J. R. Paterson.

Directors.—C. P. Fell, A. H. K. Russell, N. A. Fairhead, A. Bruce Matthews, Geo. M. Orr, Toronto; J. M. Campbell, Kingston; Geo. J. Guy, Port Nelson; D. W. McCormick, Galt; D. R. McLaughlin, Georgetown.

Auditors.—E. J. Howson, F.C.A., and A. B. Shepard, F.C.E., of Thorne, Mulholland, Howson & McPherson, Chartered Accountants, Toronto.

Statement for the Year Ended December 31, 1941**Capital Stock**

	NO. OF SHARES	AMOUNT SUBSCRIBED FOR	AMOUNT PAID IN CASH
Amount of capital stock authorized, \$2,500,000.			
No. of shares, 50,000. Par value, \$50.			
Capital stock at beginning of year.....	26,170	\$1,308,500 00	\$ 313,145 00
Calls received during year.....			25 00
Capital stock at end of year.....	26,170	\$1,308,500 00	\$ 313,170 00

Premium on Capital Stock

Total amount paid to December 31, 1941.....\$ 928,720 00

*See note on page 1.

Summary Balance Sheet

<i>Assets</i>		<i>Liabilities</i>	
Total ledger assets at book value.....	\$10,857,574 31	Total liabilities.....	\$ 9,986,197 85
Deduct excess of total book value of ledger assets over total authorized value.....	508,709 66	Excess of assets over liabilities: Capital stock paid in cash.....	\$313,170 00
Total ledger assets at authorized value.....	\$10,348,864 65	Surplus.....	603,095 89
Non-ledger assets.....	250,163 31		
Total assets.....	\$10,599,027 96		
Deduct assets not admitted.....	9,734 22		
TOTAL ADMITTED ASSETS.....	\$10,589,293 74	TOTAL.....	\$10,589,293 74

Movement of Ledger Accounts

Total ledger assets at book value, December 31, 1940.....	\$10,352,410 39	Decrease in ledger assets in 1941:	
Increase in ledger assets in 1941:		Disbursements.....	\$ 1,114,712 79
Income.....	\$ 1,620,419 48	Sundry accounts payable.....	537 77
Increase in capital stock.....	25 00	Total decrease.....	\$ 1,115,280 56
Total increase.....	\$ 1,620,444 48	Total ledger assets at book value, December 31, 1941..	10,857,574 31
TOTAL.....	\$11,972,854 87	TOTAL.....	\$11,972,854 87

Assets

Ledger Assets

Book value of real estate, less encumbrances: office premises, \$116,527.83; held for sale, \$284,229.50.....	\$ 400,757 33
Amounts owing under agreements of sale of real estate.....	43,799 14
Mortgage loans on real estate.....	1,884,909 72
Loans on policies and other amounts secured by the Company's policies in force..	877,375 29
Book value of bonds, debentures and debenture stocks.....	6,797,768 24
Book value of stocks.....	1,166,414 42
Cash on hand and in banks.....	171,262 66
Agents' ledger balances.....	13,728 31
Sundry accounts receivable.....	1,559 23
TOTAL LEDGER ASSETS AT BOOK VALUE.....	\$10,857,574 31
Deduct excess of total book value of ledger assets over total authorized value....	508,709 66
TOTAL LEDGER ASSETS AT AUTHORIZED VALUE.....	\$10,348,864 65

Non-Ledger Assets

Total interest, dividends and rents due and accrued.....	\$ 110,248 28
Total net premiums due and uncollected and deferred.....	139,915 03
TOTAL NON-LEDGER ASSETS.....	\$ 250,163 31
TOTAL ASSETS.....	\$10,599,027 96

Deduct Assets Not Admitted

Cash advanced to or in the hands of officers or agents.....	9,734 22
TOTAL ADMITTED ASSETS.....	\$10,589,293 74

Liabilities

Net reserve under assurance, annuity and other contracts in force for payments not due, dependent on life, disability or any other contingency or on a term certain.....	\$ 9,616,511 00
Net liability for admitted outstanding claims under contracts.....	76,605 07
Provision for unreported death claims.....	15,000 00
Provision for disability claims unreported or reported but not admitted.....	3,000 00
Amounts left with the Company at interest (pertaining to assurance and annuity contracts), including interest accumulations thereon.....	120,323 32
Premiums received from policyholders in advance.....	14,838 46
Net dividends to policyholders due and unpaid.....	232 99
Provision for accrued profits to policyholders not included above.....	63,500 00
Balance of shareholders' surplus account, including dividends due and unpaid....	5,783 13
Provincial, municipal and other taxes due and accrued.....	29,350 00
Salaries, rents and office expenses due and accrued.....	2,035 06
Medical examiners' fees due and accrued.....	150 00
Commissions to agents due and accrued.....	2,224 97
Reserve for contingencies.....	25,000 00
Staff pension, assurance and savings funds.....	9,712 02
Miscellaneous accounts payable.....	1,981 83
TOTAL LIABILITIES.....	\$ 9,986,197 85

	Income			TOTALS
	FIRST YEAR	RENEWAL	SINGLE	
Assurance premiums, ordinary.....	\$126,731 67	\$922,439 62	\$ 6,307 99	\$1,055,479 28
Less reinsurance premiums.....	3,028 51	21,981 80		25,010 31
Net assurance premiums, ordinary.....	\$123,703 16	\$900,457 82	\$ 6,307 99	\$1,030,468 97
Net assurance premiums, group.....	117 16	181 00		298 16
Net annuity considerations, ordinary.....	3,071 12	41,527 57	5,868 00	50,466 69
Total net premium income and considera- tion for annuities.....	\$126,891 44	\$942,166 39	\$12,175 99	\$1,081,233 82
Consideration for supplementary contracts involving life contingencies.....				24,948 71
Amounts left with the Company at interest (arising out of assurance and annuity contracts):				
Dividends.....			\$ 2,172 83	
Other amounts.....			34,126 76	
				36,299 59
Interest, dividends and rents.....				458,703 98
Income from all other sources:				
Staff pension fund contributions—by employees, \$3,210.56; by the Company, \$5,166.88.....			\$ 8,377 44	
Not taken fees.....			404 46	
				8,781 90
Gross profit on sale or maturity of ledger assets.....				9,951 48
Gross increase by adjustment of ledger assets.....				500 00
TOTAL INCOME.....				\$1,620,419 48

	Disbursements				TOTALS
	DEATH CLAIMS AND ANNUITY PAYMENTS	MATURITIES	SURRENDER VALUES	DISABILITY CLAIMS	
Ordinary—					
Assurances, net..	\$473,511 66	\$40,455 00	\$143,665 95	\$9,003 83	\$ 681,217 99
Annuities, net..	13,215 52		3,486 65	26 61	16,728 78
Total net disbursements in respect of assurance and annuity contracts.....					\$ 697,946 77
Net payments under supplementary contracts involving life contingencies.....					5,398 33
Net reduction in premiums resulting from application of dividends.....					636 74
Amounts left with the Company at interest (arising out of assurance and annuity contracts) and interest accumulations thereon withdrawn:					
Dividends.....				\$ 611 33	
Other amounts.....				18,375 25	
					18,986 58
Taxes, licenses and fees: Taxes on premiums, \$14,727.93; taxes on investments (other than real estate), \$4,746.42; licenses and fees, \$933.91; other taxes, \$1,124.64..					21,532 90
Head office expenses: Salaries, \$64,910.08; directors' fees, \$6,198.00; auditors' fees, \$2,000.00; travelling expenses, \$3,892.07; rents (including \$7,200.00 for Company's occupancy of its own buildings), \$8,012.33; miscellaneous, \$7,476.34..					92,488 82
Branch office and agency expenses: Assurance commissions: first year—ordinary, \$88,812.42; group, \$28.50; renewal—ordinary, \$16,410.17; group, \$8.17; single—ordinary, \$57.92. Annuity commissions: first year—ordinary, \$1,301.02; renewal—ordinary, \$862.08; single—ordinary, \$153.09. Salaries, \$49,787.26; advances made to agents, \$7,263.65; travelling expenses, \$12,676.48; rent (including \$1,102.50 for Company's occupancy of its own buildings), \$8,962.21; miscellaneous, \$14,693.90..					201,016 87
All other expenses: Advertising, \$4,505.91; books and periodicals, \$266.11; express, telegrams and telephones, \$1,366.24; legal fees, \$2,932.68; medical fees, \$4,984.80; office furniture, \$1,228.72; postage, \$2,326.80; printing and stationery, \$6,779.50; commissions on loans, \$438.90; contributions to staff pension fund, \$5,166.88; miscellaneous, \$3,158.11..					33,154 65
Payments from staff pension fund.....					921 74
All other disbursements.....					2,908 62
Tax on shareholders' fund.....					2,212 46
Interest paid on claims.....					262 04
Interest on borrowed money and bank overdrafts.....					729 05
Gross loss on sale or maturity of ledger assets.....					36,547 22
TOTAL DISBURSEMENTS.....					\$1,114,742 79

Exhibit of Ordinary Assurance Policies

CLASSIFICATION	LIFE		ENDOWMENT		TERM AND OTHER		BONUS ADDITIONS	TOTALS	
	No.	AMOUNT	No.	AMOUNT	No.	AMOUNT		No.	AMOUNT
At end of 1940.....	20,169	27,571,606 44	5,203	8,020,790 20	188	750,961 00	46,466 75	25,560	36,389,824 39
New effected.....	2,131	3,220,897 00	953	1,604,723 00	41	170,000 00		3,125	4,995,620 00
Old revived.....	93	148,576 00	26	39,562 00	3	8,500 00		122	196,638 00
New bonus additions.....							3,500 00		3,500 00
Old increased.....	2	27,302 53		18,717 00				2	46,019 53
Transferred.....	26	76,455 00	15	45,518 00	2	3,000 00		43	124,973 00
Totals.....	22,421	31,044,836 97	6,197	9,729,310 20	234	932,461 00	49,966 75	28,852	41,756,574 92
Less ceased by:									
Death.....	400	459,525 52	18	23,633 00	2	4,000 00	507 00	420	487,665 52
Maturity.....			26	39,455 00				26	39,455 00
Expiry.....					8	22,783 00		8	22,783 00
Surrender.....	351	481,581 00	109	153,332 00			924 00	460	635,837 00
Lapse—									
Less than 1 yr.....	215	289,389 00	98	143,221 00	5	18,000 00		318	450,610 00
Other.....	474	686,569 00	168	251,326 00	11	40,000 00		653	977,895 00
Decrease.....		80,312 01		33,599 00		14,420 00			128,332 01
Transfer.....	13	29,000 00	22	61,316 00	5	19,000 00		40	109,316 00
Total ceased.....	1,453	2,026,277 53	441	705,882 00	31	118,203 00	1,431 00	1,925	2,851,793 53
AT END OF 1941.....	20,968	29,018,559 44	5,756	9,023,428 20	203	814,258 00	48,535 75	26,927	38,904,781 39
Reassured.....		649,076 00		80,482 00		53,890 00			783,448 00

Exhibit of Group Assurance Policies

CLASSIFICATION	TERM		AMOUNT
	NUMBER		
	POLICIES	EMPLOYEES	
At end of 1940	1	14	\$ c. 23,000 00
New policies effected		9	9,000 00
Totals	1	23	32,000 00
Less ceased by termination of employment, without conversion		6	7,500 00
Total ceased		6	7,500 00
At END OF 1941	1	17	24,500 00

Exhibit of Annuities Arising Out of Assurance Contracts

CLASSIFICATION	SUPPLEMENTARY CONTRACTS						DISABILITY ANNUITIES	
	INVOLVING LIFE CONTINGENCIES		NOT INVOLVING LIFE CONTINGENCIES		TOTAL			
	No.	ANNUAL PAYMENT	No.	ANNUAL PAYMENT	No.	ANNUAL PAYMENT	No.	ANNUAL PAYMENT
At end of 1940	1	\$ c. 127 56	8	\$ c. 3,917 64	9	\$ c. 4,045 20	22	\$ c. 9,337 00
New effected			5	2,657 00	5	2,657 00	2	720 00
Totals	1	127 56	13	6,574 64	14	6,702 20	24	10,057 00
Less ceased by:								
Death			2	1,210 00	2	1,210 00	1	480 00
Expiry								
Recovery from disability							3	1,200 00
Total ceased			2	1,210 00	2	1,210 00	4	1,680 00
At END OF 1941	1	127 56	11	5,364 64	12	5,492 20	20	8,377 00
Reassured								600 00

Exhibit of Ordinary Annuities

CLASSIFICATION	DEFERRED ANNUITIES		VESTED ANNUITIES					
			INVOLVING LIFE CONTINGENCIES		NOT INVOLVING LIFE CONTINGENCIES		TOTAL	
	No.	ANNUAL PAYMENT	No.	ANNUAL PAYMENT	No.	ANNUAL PAYMENT	No.	ANNUAL PAYMENT
At end of 1940	575	\$ c. 197,235 32	41	\$ c. 8,561 24	22	\$ c. 3,602 00	63	\$ c. 12,163 24
New effected	40	10,647 24	1	120 00			1	120 00
Old revived	1	2,876 76						
Old increased		127 44						
Transferred	1	300 00	3	710 00			3	710 00
Totals	624	211,186 76	45	9,391 24	22	3,602 00	67	12,993 24
Less ceased by:								
Death	3	498 72						
Expiry					4	421 32	4	421 32
Surrender	30	13,228 08						
Lapse—								
Less than 1 year	13	4,389 96						
Other	14	4,493 76						
Decrease		1,677 96						
Transfer	8	2,624 36						
Total ceased	68	26,912 84			4	421 32		421 32
At END OF 1941	556	184,273 92	45	9,391 24	18	3,180 68	63	12,571 92

Statement of Actuarial Liabilities

ASSURANCE SECTION

CLASS OF ASSURANCE	GROSS IN FORCE			REASSURED IN OTHER COMPANIES	
	No.	AMOUNT	RESERVE	AMOUNT	RESERVE
ORDINARY, PARTICIPATING		\$ c.	\$	\$	\$
Life.....	9,600	14,610,227 00	1,921,237	348,122	52,702
Endowment.....	3,712	5,734,918 50	966,096	31,832	3,992
Term, etc.....	9	16,000 00	509
Bonus additions.....	48,535 75	25,277
Premiums reductions.....	1,327
Additional accidental death benefits.....	(4,125,641 00)	7,018	(180,370)	113
Disability benefits, active lives:					
Waiver of premium only.....	(2,698,702 00)	(63,712)
Waiver of premium and income.....	(1,176,237 00)	33,838	(29,750)	713
Disability benefits, disabled lives.....	(3,120 00)	29,571
Extra premiums.....	2,367
Exchange foreign currency contracts.....	1,442
Supplementary contracts, not involving life contingencies.....	4,583
Totals.....	13,321	20,409,681 25	2,993,265	379,954	59,520
ORDINARY, NON-PARTICIPATING					
Life.....	11,368	14,408,332 44	5,106,822	300,954	33,321
Endowment.....	2,044	3,288,509 50	1,033,490	48,650	2,318
Term, etc.....	194	798,258 00	8,470	53,890	569
Additional accidental death benefits.....	(2,014,201 00)	4,232	(309,500)	195
Disability benefits, active lives:					
Waiver of premium only.....	(593,165 00)	(2,000)
Waiver of premium and income.....	(1,104,515 00)	33,054	(2,500)	34
Disability benefits, disabled lives.....	(5,257 00)	38,576	(600)	915
Extra premiums.....	1,097
Exchange foreign currency contracts.....	14
Supplementary contracts:					
Involving life contingencies.....	(1)	(127 56)	2,196
Not involving life contingencies.....	(9)	(4,564 64)	37,021
Totals.....	12,606	18,495,099 94	6,264,972	403,494	37,352
TOTALS—ORDINARY.....	26,927	38,904,781 19	9,258,237	783,448	96,872
GROUP, PARTICIPATING					
Term, etc.....	1	24,500 00	8
TOTALS—GROUP.....	1	24,500 00	8
GRAND TOTALS—ASSURANCES.....	26,928	38,929,281 19	9,258,245	783,448	96,872

ANNUITY SECTION

CLASS OF ANNUITY	GROSS IN FORCE			REASSURED IN OTHER COMPANIES
	No.	ANNUAL PAYMENT	RESERVE	RESERVE
ORDINARY, PARTICIPATING		\$ c.	\$	\$
Deferred.....	260	100,765 20	84,219
Vested—involving life contingencies.....	1	200 00	1,264
Premium reduction.....	7
Disability—active lives.....	425	140
Totals.....	261	100,965 00	85,915	140
ORDINARY, NON-PARTICIPATING				
Deferred.....	296	83,508 72	269,045
Vested:				
Involving life contingencies.....	44	9,191 24	82,891
Not involving life contingencies.....	18	3,180 60	16,013
Disability—active lives.....	870
Totals.....	358	95,880 64	368,819
GRAND TOTALS—ANNUITIES.....	619	196,845 84	454,734	140

Summary of Reserve

	NON-PARTICIPATING		TOTAL
	(PARTICIPATING)	(PARTICIPATING)	
	\$	\$	\$
Reserve for policies and contracts in force:			
Assurance	2,993,273	6,261,972	9,255,245
Annuity	85,915	368,819	454,734
Totals	3,079,188	6,630,791	9,710,979
Deduct reserve for reassured contracts:			
Assurance	59,520	37,352	96,872
Annuity	110		110
Total reinsurance	59,630	37,352	97,012
Net reserve	3,019,528	6,596,439	9,615,967
Add reserve for contracts reassured with companies not licensed in Canada		544	544
NET RESERVE CARRIED IN THE LIABILITIES	3,019,528	6,596,983	9,616,511

Miscellaneous Statement

I. STATEMENT OF ACTUARIAL LIABILITIES

(1) Valuation of Assurance Policies and Annuity Contracts:

For the regular line business, the policies of insurance in force were grouped for valuation purposes according to the year of issue, plan and age nearest birthday in the year of issue. Prepared tables of mean reserves were used on the net level annual premium basis, and advantage was taken of the deductions permitted by *The Ontario Insurance Act*. The basis of valuation was as follows: Policies issued prior to 1931 were valued on the OM(5) table of mortality with interest at 3½% per annum, and those issued in 1931 and subsequent years were valued on the AM(5) table of mortality with interest at 3½% per annum. A limited number of special contracts were valued throughout on the OM(5) or the AM(5) tables of mortality with interest at 3½% per annum. There was an exception to the foregoing in the case of the former Mutual Relief Life business reinsured by this Company in 1930, the entire amount of this business being valued by the AM(5) table of mortality with 3½% interest.

The Company has in force some fraternal insurance arising from the reinsurance of the Canadian Order of Odd Fellows and the Mutual Relief Life Insurance Company. In respect of policies in this section on the Whole Life plan, the business was grouped according to attained age in 1940, and the sums assured and net premiums were valued separately. For business on other plans in this section the policies were grouped for valuation purposes according to the year of issue, plan and age at issue, and prepared tables of mean reserves were employed. All policies in force in this section were valued according to the AM(5) table of mortality with interest at 4% per annum.

For vested annuity contracts and single premium deferred annuities involving life contingencies, the basis of valuation provides a reserve in excess of the British Offices Select Life Annuity Tables, 1893, with interest at 3½% per annum. Contracts for immediate annuities for periods certain were valued on an interest basis of 3½% per annum. A seriatim method was used for the foregoing valuation of annuities. Contracts issued as annual premium deferred annuities, which did not involve life contingencies during the deferred period, were valued by accumulating the net premiums with interest at the rate of 3½% per annum.

(a) Policies issued at premiums corresponding to ages higher than the true ages were valued as of the rated-up age.

(b) Policies issued subject to a lien or contingent debt were valued for the full amount of insurance.

(c) Policies otherwise issued on lives classed as substandard or special seem to be all included in categories (a), (b) and (d).

(d) Policies issued at, or subject to, an extra premium payable either in one sum or annually; ordinarily the latter only are issued, and a reserve equal to 50% of the gross extra premium is provided in the valuation.

(e) For policies providing for disability benefits, waiver of premium and other benefits (waiver of premiums only and waiver of premiums with monthly income without deduction from the sum insured) the additional liability was determined as follows:

(i) Before the occurrence of disability by the accumulation without interest of the gross extra premium for disability from the date of issue on the policies in force as of the date of valuation.

(ii) After the occurrence of disability the reserve provided was the present value of the future income payments and premiums to be waived on the basis of Hunter's disability table with interest at the rate of 3% per annum adjusted as follows, according to the year preceding the date of valuation that the claim was incurred: 50% first year, 75% second year, 85% third year, 95% fourth year and 100% in the fifth year of disability and thereafter.

(f) Policies providing for additional accidental death benefits were valued as follows: For all policies in force a reserve of 62½¢ per \$1,000 was set up, and in addition thereto, for policies where the premium-paying period was less than the period of coverage, the excess amount of the premium paid for the double indemnity benefit over \$1.25 per \$1,000, such excess being accumulated at 3½% interest per annum.

(g) Annuities issued to lives classed as under average were valued as of the rated-up age on the basis of which the contract was issued substandard.

(h) Any other special classes of policies the foregoing statement appears to cover.

(2) Items of Special Reserves:

- (a) To cover future expenses for limited payment and single premium assurance policies and for immediate annuity contracts, no reserve is maintained.
- (b) To make provision for benefits granted under contracts which may at any duration be in excess of the reserve computed in accordance with the basic method of valuation; the only forms in this category are certain classes of policies where the guaranteed values exceed the level premium reserve on the usual basis, and for these a pure endowment reserve was provided equivalent to the excess of the guaranteed value over the level reserve.
- (c) To provide any amount, in excess of the cash value held, which may be made available upon the reinstatement of lapsed policies; no provision for this item was made as the volume of policies lapsing always exceeds the amount of reinstatements.
- (d) To cover the option of renewal under term policies no reserve was provided.
- (e) To cover the option of conversion either during a fixed term or at the end thereof into higher premium policies, the premium for the new policy being fixed according to the age at entry or the age at date of conversion, no reserve was provided.
- (f) To cover any other contingency; excepting for the special contingency reserve noted in the balance sheet and the provision for unreported death and disability claims, no items of special reserve other than those described above appeared to be necessary.

II. INVESTMENT INCOME AND INVESTMENT EXPENSES

- (1) Average rate of interest earned. The average rate of interest earned during the year 1941 on the basis of the net ledger assets was 4.38% according to the formula $21 + (A + B - 1)$. The revenue interest for the year is determined by taking the cash interest income, including premium on foreign currency, page 9, item 4, plus the accrued interest as of the 31st of December, 1941, page 5, item 14, less the accrued interest as of the 31st December, 1940, being the corresponding item. The book value of the net ledger assets as of the end of the year is represented by item 10, page 5, of this statement, and for the beginning of the year by the corresponding item of the previous year's statement. On the basis of the mean net ledger assets taken at the authorized values, the rate of interest was 4.59% by the same formula.
- (2) Investment expenses. The investment expenses for 1941 amounted to \$31,782. These expenses were comprised of taxes \$4,746.42, salaries \$12,000.00, rents \$1,652.33, directors' fees \$4,500.00, auditors' fees \$1,000.00, travelling expense \$1,000.00, miscellaneous \$3,535.73, and commissions, etc., \$3,347.52. In determining the basis of expenses not specified, function is made from time to time.

III. ALLOCATION OF SURPLUS

- (1) Basis for the distribution of surplus as between shareholders and policyholders. A separation of the funds of the Company as between participating policies, non-participating policies and shareholders has been made, and the surplus arising from participating policies is allotted on the basis of 90% to the policyholders and 10% to the shareholders.
- (2) Method by which dividends for each class of assurance policies and annuity contracts were computed. The distribution of surplus is made on a three-factor contribution method, using the factors (i) gain from interest earned in excess of the amount required to maintain the policy reserve, (ii) gain from mortality, i.e. the difference between the claims experienced and the expected claims on the net amount at risk according to the method of valuation, and (iii) the gain from loading on premiums in excess of the expenses.

The interest surplus is taken at 0.50% of the mean reserve by the Canadian modified preliminary term method.

The gain from mortality is assumed to be 10% of the AM(5) table of mortality with a minimum of \$1.00 per thousand applied to the net amount of risk.

The gain from loading is taken as 50% of the excess of the gross premium over the net renewal premium by the Canadian modified preliminary term method AM(5) 3 1/2% and expenses of 7 1/2% of the gross premium plus \$3.00 per thousand per annum. In the case of endowment plans on the 1937 rate series, the loading factor is a percentage of (the gross premium less the net renewal premium on the Canadian modified AM(5) 3 1/2% basis) graded from 5% at age 10 to 7 1/2% at age 50. In the case of the retirement income bond plan, the loading factor is 50% of (the gross premium less the net premium and less the expense allowance of 5% of the gross premium plus \$7.50 per unit premium).

It is assumed that there are no dividends earned during the first policy year. Quinquennial dividends are derived by accumulating the annual profits as described above at 5% to cover interest and survivorship. The amounts of the cash dividend determined as described are converted into bonus additions, using the AM(5) 3 1/2% table, and are converted into premium reductions, using annuities certain on the 3 1/2% interest basis.

Respecting policy proceeds left on deposit with the Company at interest, it is recommended that the rate of interest for 1942 be declared at 3 1/2% per annum, subject to the special guarantee of a higher rate in the case of a few policy contracts. Amounts pertaining to policy contract in the form of premiums paid in advance are accepted subject to a rate of discount computed on a 3% interest basis.

The foregoing schedule is applicable for participating policies entitled to share in profits during 1942.

Annuities are issued by the Company only on the non-participating basis. No distinction in dividend clause is made as between policies with and without disability benefits.

IV. REASSURED CONTRACTS

This Company has business ceded to one company not licensed in any province of Canada, the particulars being as follows: Lincoln National Life Insurance Company; amount of insurance, \$25,774; reserve, \$544, as of the 31st December, 1941.

THE EMPLOYERS' LIABILITY ASSURANCE CORPORATION, LIMITED*

HEAD OFFICE, EPSOM, ENG.

Principal Office in Canada, Montreal, Que.

Manager or Chief Executive Officer in Canada.—E. L. Marshall, Insurance Exchange Bldg., Montreal.*Chief or General Agent in Ontario.*—S. G. Reid, Canada Life Bldg., Toronto.*Date of Incorporation.*—Oct. 25, 1880. *Date commenced business in Canada.*—Oct. 24, 1894.

Capital stock paid in cash.....	\$381,772	PREMIUMS WRITTEN—CLAIMS INCURRED	
Assets in Canada.....	\$2,995,521	Premiums—Ontario (net).....	\$ 972,064
Liabilities in Canada.....	1,988,700	Premiums—Canada (net).....	2,130,669
		Claims—Ontario (net).....	395,794
		Claims—Canada (net).....	891,891

EMPLOYERS' REINSURANCE CORPORATION*

HEAD OFFICE, KANSAS CITY, MO.

Principal Office in Canada, Toronto, Ont.

Manager or Chief Executive Officer in Canada.—R. Douglas Hill, Toronto.*Chief or General Agent in Ontario.*—R. Douglas Hill, 443 Confederation Life Bldg., Toronto.*Date of Incorporation.*—Jan. 30, 1914. *Date commenced business in Canada.*—May 9, 1927.

Capital stock paid in cash.....	\$2,000,000	PREMIUMS WRITTEN—CLAIMS INCURRED	
Assets in Canada.....	483,079	Premiums—Ontario (net).....	\$ 68,891
Liabilities in Canada.....	209,281	Premiums—Canada (net).....	132,948
		Claims—Ontario (net).....	9,302
		Claims—Canada (net).....	26,081

ENSIGN INSURANCE COMPANY*

HEAD OFFICE, TORONTO, ONT.

Officers.—President, Chas. D. James, Milwaukee; Vice-President and Manager, R. H. L. Massie, Toronto.*Directors.*—Col. Howard Green, Alfred F. James, Milwaukee; G. M. Kelley, Hamilton; Cassels, K.C., R. H. L. Massie, E. B. Shea, V. R. Smith, C. D. James, Dunlop Stewart, Toronto.*Date of Incorporation.*—June 4, 1921. *Date commenced business in Canada.*—March 7, 1922.

Capital stock paid in cash.....	\$250,000	PREMIUMS WRITTEN—CLAIMS INCURRED	
Total assets.....	647,196	Premiums—Ontario (net).....	\$42,303
Total liabilities.....	127,925	Premiums—Total business (net)..	74,105
Surplus protection of policyholders.	519,271	Claims—Ontario (net).....	11,525
		Claims—Total business (net)....	20,153

EQUITABLE FIRE & MARINE INSURANCE COMPANY*

HEAD OFFICE, PROVIDENCE, R.I.

Principal Office in Canada, Montreal, Que.

Managers or Chief Executive Officers in Canada.—S. M. Elliott and A. H. Vallance, Montreal.*Chief or General Agent in Ontario.*—B. J. G. Davies, 10 Adelaide St. E., Toronto.*Date of Incorporation.*—1859. *Date commenced business in Canada.*—April 3, 1913.

Capital stock paid in cash.....	\$1,000,000	PREMIUMS WRITTEN—CLAIMS INCURRED	
Assets in Canada.....	283,312	Premiums—Ontario (net).....	\$18,356
Liabilities in Canada.....	35,788	Premiums—Canada (net).....	51,274
		Claims—Ontario (net).....	5,371
		Claims—Canada (net).....	27,857

THE EQUITABLE LIFE INSURANCE COMPANY OF CANADA*

HEAD OFFICE, WATERLOO, ONT.

Officers.—President, Mervyn J. Smith; Vice-Presidents, J. C. Haight, K.C., J. C. Breithaupt, J. A. Martin; Secretary, H. E. Power; General Manager, M. J. Smith; Actuary, F. B. Relyea, F.A.S.; Treasurer, F. D. Rueffer; Auditors, J. G. Scully, C.A., R. P. Uffelmann, C.A.*Directors.*—M. J. Smith, J. C. Haight, K.C., J. C. Breithaupt, Herbert Begg, A. W. Briggs, K.C., Toronto; H. G. Bertram, Hon. F. C. Biggs, Dundas; J. A. Martin, Kitchener; E. C. Mitchell, London; Hon. Harold Macpherson, St. Johns, Nfld.; Charles S. Morton, M.B., F.R.C.S., Halifax; W. E. Payne, K.C., Red Deer, Alta.; E. K. Reiner, Wellesley, Ont.; J. M. Walton, Aurora, Ont.*Date of Incorporation.*—Nov. 19, 1920. *Date commenced business in Canada.*—Nov. 19, 1920.

Capital stock paid in cash.....	\$ 327,155	PREMIUMS AND DISBURSEMENTS	
Total assets.....	13,181,259	Premiums—Ontario (net).....	\$ 745,399
Ontario business in force (gross)...	31,079,783	Premiums—Total business (net)..	1,051,956
Total business in force (gross).....	42,220,025	Total disbursements to policyholders (net)—In Ontario.....	538,848
		Total business..	866,210

*See note on page 1

ESSEX AND SUFFOLK EQUITABLE INSURANCE SOCIETY, LIMITED*

HEAD OFFICE, LONDON, ENG.

Principal Office in Canada, Montreal, Que.

Manager or Chief Executive Officer in Canada.—Clarence E. Sanders, Montreal.*Chief or General Agent in Ontario.*—Douglas G. Ross, 26 Adelaide St. W., Toronto.*Date of Incorporation.*—1906. *Date commenced business in Canada.*—March 11, 1920.

Capital stock paid in cash.....	£56,000	PREMIUMS WRITTEN—CLAIMS INCURRED	
Assets in Canada.....	\$174,851	Premiums—Ontario (net).....	\$18,566
Liabilities in Canada.....	52,582	Premiums—Canada (net).....	56,303
		Claims—Ontario (net).....	6,530
		Claims—Canada (net).....	19,236

THE EUREKA-SECURITY FIRE & MARINE INSURANCE COMPANY*

HEAD OFFICE, CINCINNATI, OHIO

Principal Office in Canada, Toronto, Ont.

Manager or Chief Executive Officer in Canada.—W. C. Butler, Toronto.*Chief or General Agent in Ontario.*—W. C. Butler, Victory Bldg., Toronto.*Date of Incorporation.*—Sept., 1864. *Date commenced business in Canada.*—Jan. 30, 1935.

Capital stock paid in cash.....	\$1,000,000	PREMIUMS WRITTEN—CLAIMS INCURRED	
Assets in Canada.....	169,918	Premiums—Ontario (net).....	\$20,033
Liabilities in Canada.....	34,915	Premiums—Canada (net).....	35,936
		Claims—Ontario (net).....	9,355
		Claims—Canada (net).....	13,089

THE EXCELSIOR LIFE INSURANCE COMPANY*

HEAD OFFICE, TORONTO, ONT.

Officers.—President and Manager, Alex. Fasken, B.A., K.C., Toronto; 1st Vice-President, J. L. Ross, B.A., Toronto; 2nd Vice-President, Geo. R. Warwick, Toronto; Secretary-Treasurer, C. P. Muckle, A.A.S.*Directors.*—Alex. Fasken, B.A., K.C., H. S. Gooderham, George R. Warwick, James L. Ross, B.A., S. F. Duncan, B. R. MacKenzie, Hon. Albert Matthews, LL.D., C. C. Calvin, K.C., E. P. Taylor, Toronto; G. S. Kilbourn, Montreal; George E. Weir, K.C., Dresden, Ont.; J. W. Spencer, Victoria, B.C.*Date of Incorporation.*—July 10, 1889. *Date commenced business in Canada.*—Oct. 15, 1890.

Capital stock paid in cash.....	\$ 190,000	PREMIUMS AND DISBURSEMENTS	
Total assets.....	26,130,570	Premiums—Ontario (net).....	\$ 1,517,282
Ontario business in force (gross).....	53,609,510	Premiums—Total business (net).....	3,226,909
Total business in force (gross).....	118,350,228	Total disbursements to policy-	
		holders (net)—In Ontario.....	886,207
		Total business.....	2,070,949

EXCESS INSURANCE COMPANY, LIMITED*

HEAD OFFICE, LONDON, ENG.

Principal Office in Canada, Montreal, Que.

Manager or Chief Executive Officer in Canada.—J. A. Blondeau, Montreal.*Chief or General Agent in Ontario.*—Grover Leyland, 312 Metropolitan Bldg., Toronto.*Date of Incorporation.*—1894. *Date commenced business in Canada.*—May, 1935.

Capital stock paid in cash.....	£500,000	PREMIUMS WRITTEN—CLAIMS INCURRED	
Assets in Canada.....	\$211,033	Premiums—Ontario (net).....	\$28,949
Liabilities in Canada.....	48,441	Premiums—Canada (net).....	61,666
		Claims—Ontario (net).....	16,054
		Claims—Canada (net).....	25,757

FEDERAL FIRE INSURANCE COMPANY OF CANADA*

HEAD OFFICE, TORONTO, ONT.

Officers.—President, Col. Hon. H. A. Bruce, M.D.; Vice-President and Managing Director, H. Begg; Secretary, W. H. Buscombe; Treasurer, Alan Coatsworth.*Directors.*—Col. Hon. H. A. Bruce, M.D., Herbert Begg, W. R. Begg, H. Bruce Begg, Col. K. R. Marshall, C.M.G., D.S.O., F. K. Morrow, Leigh McCarthy, Frank Shannon, E. B. Stockdale, W. C. Laidlaw.*Date of Incorporation.*—Dec. 5, 1922. *Date commenced business in Canada.*—Jan. 2, 1923.

Capital stock paid in cash.....	\$125,000	PREMIUMS WRITTEN—CLAIMS INCURRED	
Total assets.....	705,106	Premiums—Ontario (net).....	\$202,028
Total liabilities.....	256,320	Premiums—Total business (net).....	264,463
Surplus protection of policyholders.....	323,786	Claims—Ontario (net).....	66,256
		Claims—Total business (net).....	99,231

*See note on page 1.

FEDERAL INSURANCE COMPANY*

HEAD OFFICE, JERSEY CITY, N.J.

Principal Office in Canada, Montreal, Que.

Manager or Chief Executive Officer in Canada.—Edward S. Reed, 360 St. James St. W., Montreal.*Chief or General Agent in Ontario.*—W. S. Tomenson, 12 Wellington St. E., Toronto.*Date of Incorporation.*—1901. *Date commenced business in Canada.*—June, 1919.

		PREMIUMS WRITTEN—CLAIMS INCURRED	
Capital stock paid in cash.....	\$1,000,000	Premiums—Ontario (net).....	\$149,452
Assets in Canada.....	311,105	Premiums—Canada (net).....	221,544
Liabilities in Canada.....	115,114	Claims—Ontario (net).....	78,188
		Claims—Canada (net).....	98,194

THE FIDELITY & CASUALTY COMPANY OF NEW YORK*

HEAD OFFICE, NEW YORK, N.Y.

Principal Office in Canada, Montreal, Que.

Manager or Chief Executive Officer in Canada.—W. E. Baldwin, 410 St. Nicholas St., Montreal.*Chief or General Agent in Ontario.*—A. C. L. Wildman, 36 Toronto St., Toronto.*Date of Incorporation.*—March 20, 1876. *Date commenced business in Canada.*—May 15, 1905.

		PREMIUMS WRITTEN—CLAIMS INCURRED	
Capital stock paid in cash.....	\$2,250,000	Premiums—Ontario (net).....	\$3,049
Assets in Canada.....	301,246	Premiums—Canada (net).....	9,562
Liabilities in Canada.....	18,718	Claims—Ontario (net).....	Nil
		Claims—Canada (net).....	6,208

FIDELITY INSURANCE COMPANY OF CANADA*

HEAD OFFICE, TORONTO, ONT.

Officers.—President, Col. A. E. Kirkpatrick, Toronto; Vice-Presidents, Sidney W. Band, Toronto, F. D. Knowles, Montreal; Manager, Sidney W. Band, Toronto; Secretary, A. E. Perry, Toronto.*Directors.*—Sidney W. Band, Gerard B. Strathy, K.C., L. B. Campbell, Col. A. E. Kirkpatrick, Toronto; Lt.-Col. E. G. Hanson, F. D. Knowles, Montreal; Alfred C. Bethune, Ottawa; Chas. L. Phillips, G. Porter Houston, R. H. Bland, E. A. Davis, Jos. F. Matthai, Baltimore.*Date of Incorporation.*—Dec. 11, 1921. *Date commenced business in Canada.*—April 1, 1922.

		PREMIUMS WRITTEN—CLAIMS INCURRED	
Capital stock paid in cash.....	\$250,000	Premiums—Ontario (net).....	\$136,897
Total assets.....	650,609	Premiums—Total business (net).....	311,462
Total liabilities.....	296,225	Claims—Ontario (net).....	44,765
Surplus protection of policyholders.....	354,384	Claims—Total business (net).....	120,783

FIDELITY-PHENIX FIRE INSURANCE COMPANY OF NEW YORK*

HEAD OFFICE, NEW YORK, N.Y.

Principal Office in Canada, Montreal, Que.

Manager or Chief Executive Officer in Canada.—W. E. Baldwin, Montreal.*Chief or General Agent in Ontario.*—A. C. L. Wildman, 36 Toronto St., Toronto.*Date of Incorporation.*—March 1, 1910. *Date commenced business in Canada.*—March 1, 1910

		PREMIUMS WRITTEN—CLAIMS INCURRED	
Capital stock paid in cash.....	\$3,750,000	Premiums—Ontario (net).....	\$335,631
Assets in Canada.....	1,747,867	Premiums—Canada (net).....	889,244
Liabilities in Canada.....	593,897	Claims—Ontario (net).....	139,064
		Claims—Canada (net).....	407,527

FIRE ASSOCIATION OF PHILADELPHIA*

HEAD OFFICE, PHILADELPHIA, PA.

Principal Office in Canada, Toronto, Ont.

Manager or Chief Executive Officer in Canada.—John J. Kilgour, Toronto.*Chief or General Agent in Ontario.*—John J. Kilgour, Metropolitan Bldg., Toronto.*Date of Incorporation.*—March 10, 1820. *Date commenced business in Canada.*—March 10, 1918.

		PREMIUMS WRITTEN—CLAIMS INCURRED	
Capital stock paid in cash.....	\$2,000,000	Premiums—Ontario (net).....	\$ 80,761
Assets in Canada.....	532,877	Premiums—Canada (net).....	215,651
Liabilities in Canada.....	143,455	Claims—Ontario (net).....	20,332
		Claims—Canada (net).....	58,113

*See note on page 1.

THE FIRE INSURANCE COMPANY OF CANADA*

HEAD OFFICE, MONTREAL, QUE.

Officers.—President, The Rt. Hon. Sen. R. Dandurand, K.C., P.C., Montreal; Vice-President and Managing Director, J. A. Blondeau, Montreal; Secretary, J. E. Lussier.

Directors.—Hon. Sen. C. P. Beaubien, S. Godin, Jr., Hon. Alphonse Raymond, Hon. Sen. Donat Raymond, The Rt. Hon. Sen. R. Dandurand, K.C., P.C., J. A. Blondeau, Hon. Raoul O. Grothe, Jules R. Timmins, Montreal; H. H. Bradburn, Winnipeg.

Chief or General Agent in Ontario.—Grover D. Leyland, Metropolitan Bldg., Toronto.

Date of Incorporation.—May 18, 1916. *Date commenced business in Canada.*—Oct. 28, 1918.

		PREMIUMS WRITTEN—CLAIMS INCURRED	
Capital stock paid in cash.....	\$ 500,000	Premiums—Ontario (net).....	\$147,640
Total assets.....	1,640,920	Premiums—Total business (net)...	332,923
Total liabilities.....	537,606	Claims—Ontario (net).....	44,668
Surplus protection of policyholders.	1,103,314	Claims—Total business (net)....	115,442

FIREMAN'S FUND INSURANCE COMPANY*

HEAD OFFICE, SAN FRANCISCO, CAL.

Principal Office in Canada, Toronto, Ont.

Manager or Chief Executive Officer in Canada.—W. Rae Blight, Toronto.

Chief or General Agent in Ontario.—W. Rae Blight, 22 Toronto St., Toronto.

Date of Incorporation.—May 6, 1863. *Date commenced business in Canada.*—Nov. 30, 1912.

		PREMIUMS WRITTEN—CLAIMS INCURRED	
Capital stock paid in cash.....	\$7,500,000	Premiums—Ontario (net).....	\$104,640
Assets in Canada.....	634,313	Premiums—Canada (net).....	506,369
Liabilities in Canada.....	290,386	Claims—Ontario (net).....	66,125
		Claims—Canada (net).....	400,398

FIREMEN'S INSURANCE COMPANY OF NEWARK, N.J.*

HEAD OFFICE, NEWARK, N.J.

Principal Office in Canada, Toronto, Ont.

Manager or Chief Executive Officer in Canada.—R. H. L. Massie, Toronto.

Chief or General Agent in Ontario.—R. H. L. Massie, 465 Bay St., Toronto.

Date of Incorporation.—Dec. 3, 1855. *Date commenced business in Canada.*—April, 1910.

		PREMIUMS WRITTEN—CLAIMS INCURRED	
Capital stock paid in cash.....	\$9,397,690	Premiums—Ontario (net).....	\$ 67,494
Assets in Canada.....	546,236	Premiums—Canada (net).....	239,129
Liabilities in Canada.....	214,132	Claims—Ontario (net).....	19,933
		Claims—Canada (net).....	84,775

FIRST AMERICAN FIRE INSURANCE COMPANY*

HEAD OFFICE, NEW YORK, N.Y.

Principal Office in Canada, Montreal, Que.

Manager or Chief Executive Officer in Canada.—Wm. E. Baldwin, 410 St. Nicholas St., Montreal.

Chief or General Agent in Ontario.—A. C. L. Wildman, 36 Toronto St., Toronto.

Date of Incorporation.—July 25, 1925. *Date commenced business in Canada.*—April 1, 1926.

		PREMIUMS WRITTEN—CLAIMS INCURRED	
Capital stock paid in cash.....	\$1,000,000	Premiums—Ontario (net).....	\$ 5,899
Assets in Canada.....	272,632	Premiums—Canada (net).....	40,735
Liabilities in Canada.....	42,541	Claims—Ontario (net).....	491
		Claims—Canada (net).....	18,664

FONCIÈRE FIRE INSURANCE COMPANY OF PARIS, FRANCE*

HEAD OFFICE, PARIS, FRANCE

Principal Office in Canada, Montreal, Que.

Manager or Chief Executive Officer in Canada.—P. J. Perrin, Montreal.

Chief or General Agent in Ontario.—S. Saver, 11 Jordan St., Toronto.

Date of Organization.—May 23, 1877. *Date commenced business in Canada.*—April 7, 1926.

		PREMIUMS WRITTEN—CLAIMS INCURRED	
Capital stock paid in cash....	Frcs. 15,000,000	Premiums—Ontario (net).....	\$ 1,273
Assets in Canada.....	\$188,060	Premiums—Canada (net).....	26,476
Liabilities in Canada.....	28,797	Claims—Ontario (net).....	482
		Claims—Canada (net).....	11,694

*See note on page 1.

THE FRANKLIN FIRE INSURANCE COMPANY OF PHILADELPHIA*

HEAD OFFICE, PHILADELPHIA, PA.

Principal Office in Canada, Montreal, Que.

Manager or Chief Executive Officer in Canada.—G. R. Thomson, Montreal.*Chief or General Agent in Ontario.*—Norman G. Bethune, 15 Toronto St., Toronto.*Date of Incorporation.*—1829. *Date commenced business in Canada.*—February 27, 1922.

		PREMIUMS WRITTEN—CLAIMS INCURRED	
Capital stock paid in cash.....	\$3,000,000	†Premiums—Ontario (net).....	Nil
Assets in Canada.....	236,162	†Premiums—Canada (net).....	Nil
†Liabilities in Canada.....	Nil	†Claims—Ontario (net).....	Nil
		†Claims—Canada (net).....	Nil

THE GENERAL ACCIDENT ASSURANCE COMPANY OF CANADA*

HEAD OFFICE, TORONTO, ONT.

Officers.—President, Col. J. F. Michie, Toronto; 1st Vice-President, R. S. Waldie, Toronto; 2nd Vice-President, J. A. Northway, Toronto; Managing Director, Thos. H. Hall, Toronto; Joint Managers, G. J. Malcolm, D. B. Hall, F.I.I.A., Toronto.

Directors.—S. Norrie-Miller, Sir Francis Norrie-Miller, J.P., Perth, Scotland; J. A. Macintosh, K.C., J. A. Northway, Col. J. F. Michie, R. S. Waldie, Thos. H. Hall, Toronto; F. Richardson, Philadelphia, Pa.

Date of Incorporation.—July 13, 1906. *Date commenced business in Canada.*—Sept. 4, 1906.

		PREMIUMS WRITTEN—CLAIMS INCURRED	
Capital stock paid in cash.....	\$ 135,000	Premiums—Ontario (net).....	\$ 967,968
Total assets.....	3,225,824	Premiums—Total business (net)...	1,418,965
Total liabilities.....	1,486,990	Claims—Ontario (net).....	379,052
Surplus protection of policyholders.	1,738,834	Claims—Total business (net).....	537,453

GENERAL ACCIDENT FIRE AND LIFE ASSURANCE CORPORATION, LIMITED*

HEAD OFFICE, PERTH, SCOTLAND

Principal Office in Canada, Toronto, Ont.

Manager or Chief Executive Officer in Canada.—Thomas H. Hall, Toronto.*Chief or General Agent in Ontario.*—Thomas H. Hall, 357 Bay St., Toronto.*Date of Incorporation.*—Feb. 23, 1891. *Date commenced business in Canada.*—July 13, 1908.

		PREMIUMS WRITTEN—CLAIMS INCURRED	
Capital stock paid in cash.....	\$3,750,000	Premiums—Ontario (net).....	\$465,521
Assets in Canada.....	1,490,995	Premiums—Canada (net).....	787,967
Liabilities in Canada.....	695,727	Claims—Ontario (net).....	230,760
		Claims—Canada (net).....	460,032

GENERAL EXCHANGE INSURANCE CORPORATION*

HEAD OFFICE, NEW YORK, N.Y.

Principal Office in Canada, Toronto, Ont.

Manager or Chief Executive Officer in Canada.—Wesley Taylor, Toronto.*Chief or General Agent in Ontario.*—Wesley Taylor, 68 Richmond St. E., Toronto.*Date of Incorporation.*—July 6, 1925. *Date commenced business in Canada.*—Dec. 17, 1925.

		PREMIUMS WRITTEN—CLAIMS INCURRED	
Capital stock paid in cash.....	\$4,000,000	Premiums—Ontario (net).....	\$ 525,937
Assets in Canada.....	1,309,118	Premiums—Canada (net).....	1,253,598
Liabilities in Canada.....	806,761	Claims—Ontario (net).....	313,933
		Claims—Canada (net).....	762,638

GENERAL SECURITY INSURANCE COMPANY OF CANADA*

HEAD OFFICE, MONTREAL, QUE.

Officers.—President and Manager, Anselme Samoisette, Montreal; Vice-Presidents, Hon. Elie Beaugard, Montreal, Gordon McMillan, K.C., Toronto.

Directors.—Hon. Elie Beaugard, Edouard Cholette, Marcel Pasquin, Armand Daigle, F. Ronald Graham, John B. Lynch, Anselme Samoisette, Montreal; John K. Leonard, Quebec; Gordon McMillan, K.C., Toronto.

Chief or General Agent in Ontario.—Fred Midgley, 45 Richmond St. W., Toronto.*Date of Incorporation.*—Dec. 28, 1940. *Date commenced business in Canada.*—Jan. 1, 1941.

		PREMIUMS WRITTEN—CLAIMS INCURRED	
Capital stock paid in cash.....	\$422,500	Premiums—Ontario (net).....	\$ 78,991
Total assets.....	926,233	Premiums—Total business (net)...	437,782
Total liabilities.....	340,877	Claims—Ontario (net).....	38,602
Surplus protection of policyholders.	585,356	Claims—Total business (net).....	176,763

*See note on page 1.

†All business in Canada fully reinsured with the Home Insurance Company.

GIRARD FIRE AND MARINE INSURANCE COMPANY*

HEAD OFFICE, PHILADELPHIA, PA.

Principal Office in Canada, Toronto, Ont.

Manager or Chief Executive Officer in Canada.—R. H. L. Massie, Toronto.*Chief or General Agent in Ontario.*—R. H. L. Massie, 465 Bay St., Toronto.*Date of Incorporation.*—1853. *Date commenced business in Canada.*—April 30, 1917.

Capital stock paid in cash.....	\$1,000,000	PREMIUMS WRITTEN—CLAIMS INCURRED	
Assets in Canada.....	139,884	Premiums—Ontario (net).....	\$19,980
Liabilities in Canada.....	28,348	Premiums—Canada (net).....	36,244
		Claims—Ontario (net).....	3,443
		Claims—Canada (net).....	5,513

GLENS FALLS INSURANCE COMPANY*

HEAD OFFICE, GLENS FALLS, N.Y.

Principal Office in Canada, Toronto, Ont.

Manager or Chief Executive Officer in Canada.—Geo. B. Kenney, Toronto.*Chief or General Agent in Ontario.*—Geo. B. Kenney, 36 Toronto St., Toronto.*Date of Organization.*—1850. *Date commenced business in Canada.*—November 28, 1913.

Capital stock paid in cash.....	\$2,500,000	PREMIUMS WRITTEN—CLAIMS INCURRED	
Assets in Canada.....	953,048	Premiums—Ontario (net).....	\$298,597
Liabilities in Canada.....	543,102	Premiums—Canada (net).....	781,689
		Claims—Ontario (net).....	115,518
		Claims—Canada (net).....	284,365

GLOBE AND REPUBLIC INSURANCE COMPANY OF AMERICA*

HEAD OFFICE, PHILADELPHIA, PA.

Principal Office in Canada, Montreal, Que.

Manager or Chief Executive Officer in Canada.—P. J. Perrin, 465 St. John St., Montreal.*Chief or General Agent in Ontario.*—S. Saver, 11 Jordan St., Toronto.*Date of Incorporation.*—1862. *Date commenced business in Canada.*—1939.

Capital stock paid in cash.....	\$1,000,000	PREMIUMS WRITTEN—CLAIMS INCURRED	
Assets in Canada.....	144,038	Premiums—Ontario (net).....	\$ 7,263
Liabilities in Canada.....	63,475	Premiums—Canada (net).....	56,234
		Claims—Ontario (net).....	660
		Claims—Canada (net).....	25,356

THE GLOBE INDEMNITY COMPANY OF CANADA*

HEAD OFFICE, MONTREAL, QUE.

Officers.—President, R. Forster Smith, Montreal; Vice-President, P. M. May, Montreal; Secretary, P. M. May, Montreal; Manager, James Matson, Montreal.*Directors.*—J. Theo LeClerc, J. D. Johnson, P. M. May, R. Forster Smith, James Matson, G. Blair Gordon, C. F. Sise, Montreal; Hon. L. A. Taschereau, Quebec; Hon. C. A. Dunning, Ottawa; J. D. Simpson, F. J. Williams, Liverpool, Eng.*Chief or General Agent in Ontario.*—F. S. McDermott, 112 Yonge St., Toronto.*Date of Incorporation.*—July 23, 1894. *Date commenced business in Canada.*—August 27, 1895.

Capital stock paid in cash.....	\$ 200,000	PREMIUMS WRITTEN—CLAIMS INCURRED	
Total assets.....	1,195,990	Premiums—Ontario (net).....	\$242,624
Total liabilities.....	630,783	Premiums—Total business (net).....	654,200
Surplus protection of policyholders.....	565,207	Claims—Ontario (net).....	90,061
		Claims—Total business (net).....	218,039

*See note on page 1.

GRAIN INSURANCE AND GUARANTEE COMPANY*

HEAD OFFICE, WINNIPEG, MAN.

Officers.—President, W. McG. Rait, Winnipeg; Vice-President, W. H. McWilliams, Winnipeg; Manager, E. S. Craig, Winnipeg; Secretary, E. S. Craig, Winnipeg.

Directors.—C. C. Read, A. C. Reid, N. L. Leach, W. H. McWilliams, K. C. Allen, R. R. merson, C. E. Hayles, J. M. Gilehrst, W. A. Murphy, J. B. Richardson, W. McG. Rait, . W. Tryon, G. W. P. Heffelfinger, C. G. Murphy, R. W. Milner, all of Grain Exchange ldg., Winnipeg.

Chief Agent in Ontario.—J. Proctor, 100 Adelaide St. W., Toronto.

Date of Incorporation.—June 6, 1919. *Date commenced business in Canada.*—Aug. 13, 1920.

		PREMIUMS WRITTEN—CLAIMS INCURRED	
Capital stock paid in cash	\$1,304,160	Premiums—Ontario (net)	Nil
Assets in Canada	3,113,359	Premiums—Total business (net)	\$600,489
Liabilities in Canada	774,509	Claims—Ontario (net)	Nil
Surplus protection of policyholders	2,338,851	Claims—Total business (net)	140,734

GRANITE STATE FIRE INSURANCE COMPANY*

HEAD OFFICE, PORTSMOUTH, N.H.

Principal Office in Canada, Montreal, Que.

Manager or Chief Executive Officer in Canada.—R. de Grandpré, 276 St. James St. W., Montreal.

Chief or General Agent in Ontario.—A. M. Young, 80 Richmond St. W., Toronto.

Date of Incorporation.—1885. *Date commenced business in Canada.*—1929.

		PREMIUMS WRITTEN—CLAIMS INCURRED	
Capital stock paid in cash	\$1,000,000	Premiums—Ontario (net)	\$13,543
Assets in Canada	143,610	Premiums—Canada (net)	51,924
Liabilities in Canada	45,586	Claims—Ontario (net)	2,357
		Claims—Canada (net)	20,013

GREAT AMERICAN INDEMNITY COMPANY*

HEAD OFFICE, NEW YORK, N.Y.

Principal Office in Canada, Montreal, Que.

Manager or Chief Executive Officer in Canada.—A. McBride, 465 St. John St., Montreal.

Chief or General Agent in Ontario.—Geo. E. Howe, 812 Metropolitan Bldg., Toronto.

Date of Incorporation.—April, 1926. *Date commenced business in Canada.*—Oct. 30, 1931.

		PREMIUMS WRITTEN—CLAIMS INCURRED	
Capital stock paid in cash	\$1,000,000	Premiums—Ontario (net)	\$35,249
Assets in Canada	537,010	Premiums—Canada (net)	133,183
Liabilities in Canada	109,746	Claims—Ontario (net)	35,164
		Claims—Canada (net)	72,045

GREAT AMERICAN INSURANCE COMPANY*

HEAD OFFICE, NEW YORK, N.Y.

Principal Office in Canada, Montreal, Que.

Manager or Chief Executive Officer in Canada.—Adam McBride, 465 St. John St., Montreal.

Chief or General Agent in Ontario.—Geo. E. Howe, 812 Metropolitan Bldg., Toronto.

Date of Incorporation.—March 6, 1872. *Date commenced business in Canada.*—Dec. 7, 1904.

		PREMIUMS WRITTEN—CLAIMS INCURRED	
Capital stock paid in cash	\$8,150,000	Premiums—Ontario (net)	\$242,634
Assets in Canada	1,500,998	Premiums—Canada (net)	779,054
Liabilities in Canada	552,724	Claims—Ontario (net)	60,733
		Claims—Canada (net)	310,689

*See note on page 1.

THE GREAT-WEST LIFE ASSURANCE COMPANY*

HEAD OFFICE, WINNIPEG, MAN.

Officers.—President, M. F. Christie, Winnipeg; Vice-Presidents, W. P. Riley, R. T. Riley, Winnipeg; General Manager, H. W. Manning, Winnipeg; Secretary, E. A. Brock; Ass't General Manager, A. J. D. Morgan; Ass't General Manager and Supt. of Agencies, H. A. H. Baker; General Manager and Actuary, F. D. MacCharles, M.A., F.A.S.; Medical Referee, W. L. Mann, M.D.

Directors.—G. H. Aikins, K.C., M. F. Christie, Hon. T. A. Crerar, N. J. Breen, W. P. Riley, Hugh F. Osler, W. H. McWilliams, R. T. Riley, S. L. Cork, F. E. Halls, H. E. Sellers, G. McLean, all of Winnipeg.

Chief or General Agent in Ontario.—C. F. Dunfee, C.L.U., Canada Permanent Bldg., Toronto.

Date of Incorporation.—Aug. 28, 1891. *Date commenced business in Canada.*—Aug. 18, 1892.

Capital stock paid in cash \$ 1,000,000

PREMIUMS AND DISBURSEMENTS

Life:
Total assets 180,608,957
Ontario business in force (gross) . . . 148,268,205
Total business in force (gross) 622,692,574

Life:
Premiums—Ontario (net) \$ 4,299,665
Premiums—Total business (net) . . . 17,460,006
Total disbursements to policyholders (net)—In Ontario 3,162,024
Total business 13,040,610

PREMIUMS WRITTEN—CLAIMS INCURRED

Other than Life:
Total assets \$73,953
Total liabilities Nil
Surplus protection of policyholders. . . Nil

Other than Life:
Premiums—Ontario (net) Nil
Premiums—Total business (net) . . . Nil
Claims—Ontario (net) Nil
Claims—Total business (net) Nil

THE GUARANTEE COMPANY OF NORTH AMERICA*

HEAD OFFICE, MONTREAL, QUE.

Officers.—President and Managing Director, Henry E. Rawlings, Montreal; Vice-Presidents, Frank Scott, H. Millar Rawlings, Montreal.

Directors.—Frank Scott, H. Millar Rawlings, Henry E. Rawlings, Montreal; W. S. Chadwick, George H. Reaney, New York; Col. Hon. Henry Cockshutt, Brantford; William Leggatt, Aubrey H. Elder, K.C., Lieut.-Col. Hugh F. Osler.

Chief or General Agent in Ontario.—Medland & Son, Toronto.

Date of Incorporation.—August 2, 1851. *Date commenced business in Canada.*—April, 1872.

Capital stock paid in cash \$ 304,600
Total assets 4,759,395
Total liabilities 1,117,299
Surplus protection of policyholders. . 3,642,096

PREMIUMS WRITTEN—CLAIMS INCURRED
Premiums—Ontario (net) \$ 49,568
Premiums—Total business (net) . . . 469,944
Claims—Ontario (net) 8,528
Claims—Total business (net) 60,371

GUARDIAN ASSURANCE COMPANY, LIMITED, OF LONDON, ENGLAND*

HEAD OFFICE, LONDON, ENG.

Principal Office in Canada, Montreal, Que.

Manager or Chief Executive Officer in Canada.—J. V. Owen, Montreal.

Chief or General Agent in Ontario.—H. N. DeWitt, 36 Toronto St., Toronto.

Date of Organization.—Dec. 17, 1821. *Date commenced business in Canada.*—May 1, 1869.

Capital stock paid in cash £1,024,578
Assets in Canada \$1,909,441
Liabilities in Canada 602,905

PREMIUMS WRITTEN—CLAIMS INCURRED
Premiums—Ontario (net) \$212,353
Premiums—Canada (net) 700,138
Claims—Ontario (net) 68,928
Claims—Canada (net) 265,950

THE GUARDIAN INSURANCE COMPANY OF CANADA*

HEAD OFFICE, MONTREAL, QUE.

Officers.—President, D. Forbes Angus, Montreal; Vice-President, Zephirin Hebert, Montreal.

Directors.—Col. L. H. Hanbury, W. A. Osborne, London, Eng.; Lieut.-Col. W. H. Clark-Kennedy, D.S.O., D. Forbes Angus, Zephirin Hebert, Lionel O. P. Walsh, J. V. Owen, Archie F. Baillie, R. W. Steele, Montreal.

Chief or General Agent in Ontario.—H. N. DeWitt, 36 Toronto St., Toronto.

Date of Incorporation.—April 4, 1911. *Date commenced business in Canada.*—Nov. 17, 1911.

Capital stock paid in cash \$ 375,000
Total assets 2,860,105
Total liabilities 1,907,740
Surplus protection of policyholders. . 952,365

PREMIUMS WRITTEN—CLAIMS INCURRED
Premiums—Ontario (net) \$ 240,084
Premiums—Total business (net) . . . 1,066,507
Claims—Ontario (net) 104,078
Claims—Total business (net) 486,442

*See note on page 1.

THE GUILDHALL INSURANCE COMPANY, LIMITED*

HEAD OFFICE, LONDON, ENG.

Principal Office in Canada, Montreal, Que.

Manager or Chief Executive Officer in Canada.—D. K. MacDonald, 469 St. John St., Montreal.
Chief or General Agent in Ontario.—D. L. Durrant, 205 Metropolitan Bldg., Toronto.

Date of Organization.—January, 1920. *Date commenced business in Canada.*—Oct. 21, 1921.

		PREMIUMS WRITTEN—CLAIMS INCURRED	
Capital stock paid in cash	\$625,005	Premiums—Ontario (net)	\$161,898
Total assets	716,590	Premiums—Canada (net)	371,676
Total liabilities	279,664	Claims—Ontario (net)	78,436
		Claims—Canada (net)	154,197

THE HALIFAX INSURANCE COMPANY*

HEAD OFFICE, HALIFAX, N.S.

Officers.—President, Hon. F. B. McCurdy, P.C., Halifax; Vice-President, F. P. Bligh, K.C., Halifax; General Manager, A. C. Baillie; Secretary-Treasurer, A. G. Cross, Halifax.

Directors.—Hon. F. B. McCurdy, P.C., F. P. Bligh, K.C., J. A. Walker, K.C., A. G. Cross, J. H. Winfield, H. R. Silver, L. A. Lovett, K.C., J. G. MacDougall, M.D., J. R. Macleod, Halifax.

Chief or General Agent in Ontario.—Frank E. Wrong, 8 King St. W., Toronto.

Date of Incorporation.—1899. *Date commenced business in Canada.*—1899.

		PREMIUMS WRITTEN—CLAIMS INCURRED	
Capital stock paid in cash	\$2,000,000	Premiums—Ontario (net)	\$ 764,222
Total assets	6,272,178	Premiums—Total business (net)	2,187,628
Total liabilities	3,006,563	Claims—Ontario (net)	321,779
Surplus protection of policyholders	3,265,615	Claims—Total business (net)	1,177,296

HAND-IN-HAND INSURANCE COMPANY

HEAD OFFICE, 19 RICHMOND ST. WEST, TORONTO, ONT.

Incorporated.—June 3, 1873. *Date commenced business.*—July 1, 1873.

Officers.—President, W. R. Houghton; Vice-President, Joseph Walmsley; Secretary, P. L. Waylett.

Directors (as at date of filing statement).—Charles M. Horswell, W. R. Houghton, Joseph Walmsley, P. L. Waylett, W. L. White.

Auditors.—H. T. Jamieson & Company, C.A.

Statement for the Year Ended December 31, 1941**Capital Stock**

	AMOUNT SUBSCRIBED FOR	AMOUNT PAID IN CASH
Amount of capital stock authorized, \$500,000.		
No. of shares, 5,000. Par value, \$100.		
Capital stock at beginning of year	\$100,000 00	\$100,000 00
Capital stock at end of year	\$100,000 00	\$100,000 00

Balance Sheet—Assets

Book value of real estate held for sale		\$ 7,900 00
Mortgage loans on real estate—first liens		3,000 00
Amortized book value of bonds, debentures and debenture stocks:		
Not in default	\$232,686 91	
In default	2,239 69	
		234,926 60
Book value of stocks		568 90
Cash on hand and in banks		32,549 18
Interest accrued	\$ 3,256 51	
Dividends due	10 00	
Rents accrued	87 50	
		3,354 01
Agents' balances and premiums uncollected:		
Written on or after October 1, 1941	\$ 11,189 30	
Premiums due from reinsuring companies:		
Written on or after October 1, 1941	3,522 58	
		14,711 88
TOTAL ADMITTED ASSETS		\$297,010 57

*See note on page 1.

Balance Sheet—Liabilities

	IN CANADA	TOTAL LIABILITIES
Total provision for unpaid claims.....	\$ 1,266 00	\$ 1,266 00
Adjustment expenses of said claims.....	84 00	84 00
Total net reserve, \$41,124.85; carried out at 80% thereof.....	35,299 88	35,299 88
Expenses due and accrued.....		250 00
Taxes due and accrued.....		20,043 09
Reinsurance premiums.....		623 59
Return premiums and balances due agents.....		2,710 20
Real estate taxes and expenses due and accrued.....		275 25
TOTAL LIABILITIES (excluding capital stock).....		\$ 60,552 01
Capital stock paid in cash.....	\$100,000 00	
Surplus in profit and loss account.....	136,458 56	
Excess of assets over liabilities (surplus for protection of policyholders).....		236,458 56
TOTAL LIABILITIES.....		\$297,010 57

Profit and Loss Account

	IN CANADA AND ALL BUSINESS
Net premiums written.....	\$ 67,751 94
Reserve of unearned premiums (80%):	
At beginning of year.....	\$ 26,377 21
At end of year.....	35,299 88
Increase.....	8,922 67
Net premiums earned.....	\$ 58,829 27
Net claims incurred.....	\$ 6,025 49
Net adjustment expenses incurred.....	468 88
Commissions.....	17,572 26
Taxes.....	1,761 82
Salaries, fees and travelling expenses.....	8,571 81
Management fee.....	135 14
All other expenses.....	3,324 11
Total claims and expenses.....	37,859 51
Underwriting profit.....	\$ 20,969 76
Other revenue:	
Interest earned—cash and accruals.....	\$ 11,355 90
Adjustment by amortization.....	168 00
Dividends earned.....	40 00
Profit on sale of securities and real estate.....	4,564 29
Decrease in deficiency of market under book value of securities.....	716 42
Financial responsibility fees.....	12 00
	16,520 52
	\$ 37,490 28
Other expenditure:	
Income and excess profits taxes.....	\$ 19,039 69
Real estate operations.....	313 41
Investment expenses.....	45 11
	19,398 21
NET PROFIT FOR THE YEAR.....	\$ 18,092 07

Surplus for Protection of Policyholders

Surplus of assets over liabilities (excluding capital stock from liabilities) at beginning of year.....	\$256,339 97
Net profit for the year brought down.....	18,092 07
	\$274,432 04
Dividends declared to shareholders.....	40,000 00
	\$234,432 04
Add decrease in unadmitted ledger assets.....	2,026 52
SURPLUS OF ASSETS OVER LIABILITIES (excluding capital stock from liabilities) AT END OF YEAR.....	\$236,458 56

Summary of Risks—Fire

	IN ONTARIO	ELSEWHERE	ALL BUSINESS
Gross in force, December 31, 1940.....	\$ 8,861,122	\$ 1,413,946	\$10,275,068
Taken in 1941, new and renewed.....	10,767,569	1,834,239	12,601,808
Totals.....	\$19,628,691	\$ 3,248,185	\$22,876,876
Ceased in 1941, including renewed.....	10,873,951	1,318,720	12,221,771
Gross in force, December 31, 1941.....	\$ 8,755,640	\$ 1,899,465	\$10,655,105
Reinsurance in force, December 31, 1941.....	900,162	364,750	1,264,912
NET IN FORCE, DECEMBER 31, 1941.....	\$ 7,855,478	\$ 1,534,715	\$ 9,390,193

Exhibit of Premiums in Force in Canada

CLASS OF INSURANCE	GROSS IN FORCE AT END OF 1940		TAKEN IN 1941, NEW AND RENEWED		CEASED IN 1941, INCLUDING RENEWED		GROSS IN FORCE AT END OF 1941		REINSURANCE	NET IN FORCE AT END OF 1941		
	\$	c.	\$	c.	\$	c.	\$	c.		\$	c.	
Fire.....	72,838	53	77,558	38	75,023	74	75,373	17	7,551	48	67,818	69
Automobile.....	6,659	95	9,655	62	8,331	69	7,983	88			7,983	88
Explosion.....	763	89	1,972	42	1,200	91	1,535	40	132	77	1,402	63
Plate Glass.....	3,401	50	1,837	38	1,625	65	3,613	23			3,613	23
Sprinkler Leakage.....			5	70			5	70			5	70
TOTALS.....	83,663	87	91,029	50	86,181	99	88,511	38	7,687	25	80,824	13

HANOVER FIRE INSURANCE COMPANY*

HEAD OFFICE, NEW YORK, N.Y.

Principal Office in Canada, 44 Victoria St., Toronto, Ont.

Manager or Chief Executive Officer in Canada.—Arthur Tucker, Toronto.

Chief or General Agent in Ontario.—Arthur Tucker, Metropolitan Bldg., Toronto.

Date of Incorporation.—1852. Date commenced business in Canada.—1929.

Capital stock paid in cash.....	\$4,000,000	PREMIUMS WRITTEN—CLAIMS INCURRED	
Assets in Canada.....	249,609	Premiums—Ontario (net).....	\$ 45,777
Liabilities in Canada.....	115,219	Premiums—Canada (net).....	187,744
		Claims—Ontario (net).....	12,581
		Claims—Canada (net).....	81,375

HARTFORD ACCIDENT & INDEMNITY COMPANY*

HEAD OFFICE, HARTFORD, CONN.

Principal Office in Canada, Toronto, Ont.

Manager or Chief Executive Officer in Canada.—B. W. Ballard, Toronto.

Chief or General Agent in Ontario.—B. W. Ballard, 24 Wellington St. E., Toronto.

Date of Incorporation.—1913. Date commenced business in Canada.—August 10, 1920.

Capital stock paid in cash.....	\$5,000,000	PREMIUMS WRITTEN—CLAIMS INCURRED	
Assets in Canada.....	695,239	Premiums—Ontario (net).....	\$159,564
Liabilities in Canada.....	274,032	Premiums—Canada (net).....	379,088
		Claims—Ontario (net).....	90,361
		Claims—Canada (net).....	181,931

HARTFORD FIRE INSURANCE COMPANY*

HEAD OFFICE, HARTFORD, CONN.

Principal Office in Canada, Toronto, Ont.

Manager or Chief Executive Officer in Canada.—B. W. Ballard, Toronto.

Chief or General Agent in Ontario.—B. W. Ballard, 24 Wellington St. E., Toronto.

Date of Incorporation.—May, 1810. Date commenced business in Canada.—November, 1836.

Capital stock paid in cash.....	\$12,000,000	PREMIUMS WRITTEN—CLAIMS INCURRED	
Assets in Canada.....	2,760,429	Premiums—Ontario (net).....	\$383,917
Liabilities in Canada.....	625,273	Premiums—Canada (net).....	984,795
		Claims—Ontario (net).....	137,575
		Claims—Canada (net).....	381,846

*See note on page 1.

HARTFORD LIVE STOCK INSURANCE COMPANY*

HEAD OFFICE, NEW YORK, N.Y.

Principal Office in Canada, Toronto, Ont.

Manager or Chief Executive Officer in Canada.—B. W. Ballard, Toronto.*Chief or General Agent in Ontario.*—B. W. Ballard, 24 Wellington St. E., Toronto.*Date of Incorporation.*—1916. *Date commenced business in Canada.*—January, 1921.

		PREMIUMS WRITTEN—CLAIMS INCURRED	
Capital stock paid in cash.....	\$500,000	Premiums—Ontario (net).....	\$ 6,291
Assets in Canada.....	89,644	Premiums—Canada (net).....	10,022
Liabilities in Canada.....	4,868	Claims—Ontario (net).....	1,425
		Claims—Canada (net).....	2,155

THE HARTFORD STEAM BOILER INSPECTION AND INSURANCE COMPANY*

HEAD OFFICE, HARTFORD, CONN.

Principal Office in Canada, 908 Federal Bldg., Toronto, Ont.

Manager or Chief Executive Officer in Canada.—H. N. Roberts, Toronto.*Chief or General Agent in Ontario.*—H. N. Roberts, 908 Federal Bldg., Toronto.*Date of Incorporation.*—June, 1866. *Date commenced business in Canada.*—July 13, 1907.

		PREMIUMS WRITTEN—CLAIMS INCURRED	
Capital stock paid in cash.....	\$3,000,000	Premiums—Ontario (net).....	\$10,119
Assets in Canada.....	140,886	Premiums—Canada (net).....	48,384
Liabilities in Canada.....	32,313	Claims—Ontario (net).....	2,000
		Claims—Canada (net).....	3,078

HELVETIA SWISS FIRE INSURANCE COMPANY, LIMITED*

HEAD OFFICE, ST. GALL, SWITZERLAND

Principal Office in Canada, Montreal, Que.

Manager or Chief Executive Officer in Canada.—Pigeon & Major, Ltd., Montreal.*Chief or General Agent in Ontario.*—McKay Insurance Agency, 43 Victoria St., Toronto.*Date of Organization.*—1861. *Date commenced business in Canada.*—1937.

		PREMIUMS WRITTEN—CLAIMS INCURRED	
Capital stock paid in cash.....	Swiss 4,000,000	Premiums—Ontario (net).....	\$ 33,992
Total assets.....	Fres. 8251,747	Premiums—Canada (net).....	202,645
Total liabilities.....	126,329	Claims—Ontario (net).....	28,725
		Claims—Canada (net).....	110,296

HOME FIRE & MARINE INSURANCE COMPANY*

HEAD OFFICE, SAN FRANCISCO, CAL.

Principal Office in Canada, Toronto, Ont.

Manager or Chief Executive Officer in Canada.—W. R. Blight, Toronto.*Chief or General Agent in Ontario.*—W. R. Blight, Toronto.*Date of Incorporation.*—Sept. 9, 1864. *Date commenced business in Canada.*—Dec. 27, 1930.

		PREMIUMS WRITTEN—CLAIMS INCURRED	
Capital stock paid in cash.....	\$1,000,000	Premiums—Ontario (net).....	\$46,572
Assets in Canada.....	277,476	Premiums—Canada (net).....	88,690
Liabilities in Canada.....	57,147	Claims—Ontario (net).....	15,616
		Claims—Canada (net).....	21,033

THE HOME INSURANCE COMPANY*

HEAD OFFICE, NEW YORK, N.Y.

Principal Office in Canada, Montreal, Que.

Manager or Chief Executive Officer in Canada.—G. R. Thomson, 414 St. James St. W., Montreal.*Chief or General Agent in Ontario.*—Norman G. Bethune, 15 Toronto St., Toronto.*Date of Incorporation.*—1853. *Date commenced business in Canada.*—January 1, 1902.

		PREMIUMS WRITTEN—CLAIMS INCURRED	
Capital stock paid in cash.....	\$15,000,000	Premiums—Ontario (net).....	\$ 915,512
Assets in Canada.....	4,163,438	Premiums—Canada (net).....	3,017,220
Liabilities in Canada.....	2,252,767	Claims—Ontario (net).....	365,563
		Claims—Canada (net).....	1,294,234

*See note on page 1.

THE HOMESTEAD FIRE INSURANCE COMPANY*

HEAD OFFICE, BALTIMORE, MD.

Principal Office in Canada, Montreal, Que.

Manager or Chief Executive Officer in Canada.—G. R. Thomson, 414 St. James St. W., Montreal.

Chief or General Agent in Ontario.—Norman G. Bethune, 15 Toronto St., Toronto.

Date of Incorporation.—June 9, 1922. *Date commenced business in Canada.*—April 16, 1929.

Capital stock paid in cash	\$1,000,000	PREMIUMS WRITTEN—CLAIMS INCURRED	
Assets in Canada	208,308	‡Premiums—Ontario (net)	Nil
‡Liabilities in Canada	Nil	‡Premiums—Canada (net)	Nil
		‡Claims—Ontario (net)	Nil
		‡Claims—Canada (net)	Nil

HUDSON BAY INSURANCE COMPANY*

HEAD OFFICE, MONTREAL, QUE.

Officers.—President and Manager, James Matson, Montreal; Vice-President, P. M. May, Montreal.

Directors.—P. R. Gault, Percy M. May, A. Hudon, J. D. Hudson, James Matson, R. O. Johnson, Montreal; P. J. Quinn, Toronto; F. J. Williams, J. D. Simpson, Liverpool, Eng.

Chief or General Agent in Ontario.—F. L. Flight, 29 Wellington St. E., Toronto.

Date of Incorporation.—1908. *Date commenced business in Canada.*—December 6, 1910.

Capital stock paid in cash	\$229,450	PREMIUMS WRITTEN—CLAIMS INCURRED	
Total assets	786,000	Premiums—Ontario (net)	\$ 52,730
Total liabilities	145,044	Premiums—Total business (net)	416,514
Surplus protection of policyholders	640,955	Claims—Ontario (net)	18,280
		Claims—Total business (net)	49,021

IMPERIAL ASSURANCE COMPANY*

HEAD OFFICE, NEW YORK, N.Y.

Principal Office in Canada, Montreal, Que.

Manager or Chief Executive Officer in Canada.—Wm. Lawrie, Montreal.

Chief or General Agent in Ontario.—Reed, Shaw & McNaught, 64 Wellington St. W., Toronto.

Date of Organization.—1899. *Date commenced business in Canada.*—December 21, 1922.

Capital stock paid in cash	\$1,000,000	PREMIUMS WRITTEN—CLAIMS INCURRED	
Assets in Canada	258,929	Premiums—Ontario (net)	\$ 35,908
Liabilities in Canada	107,181	Premiums—Canada (net)	121,873
		Claims—Ontario (net)	10,363
		Claims—Canada (net)	11,056

THE IMPERIAL GUARANTEE & ACCIDENT INSURANCE COMPANY OF CANADA*

HEAD OFFICE, TORONTO, ONT.

Officers.—President and Managing Director, E. A. Brownell, Toronto; General Manager, K. Thom, Toronto; Ass't General Manager, G. Stubington, Toronto; Vice-Presidents, H. C. Cox, Geo. A. Morrow, Toronto; Secretary, C. R. Morrow.

Directors.—Wilfrid M. Cox, K.C., H. C. Cox, Geo. A. Morrow, Graham Morrow, W. J. Hastie, E. Willans, E. A. Brownell, Toronto; H. J. Wyatt, J. Lester Parsons, New York.

Chief or General Agent in Ontario.—E. A. Brownell, 22 Wellington St. E., Toronto.

Date of Incorporation.—1905. *Date commenced business in Canada.*—June 30, 1928.

Capital stock paid in cash	\$100,000	PREMIUMS WRITTEN—CLAIMS INCURRED	
Total assets	927,465	Premiums—Ontario (net)	\$185,417
Total liabilities	469,671	Premiums—Total business (net)	421,664
Surplus protection of policyholders	457,794	Claims—Ontario (net)	97,731
		Claims—Total business (net)	180,256

IMPERIAL INSURANCE OFFICE*

HEAD OFFICE, TORONTO, ONT.

Officer.—President and Managing Director, R. L. Stalling, Toronto.

Directors.—Frank W. Gamble, H. W. Musckett, H. H. Heakes, R. L. Stalling, Toronto; Wm. W. Otter-Barry, D. M. Dewar, Y. E. Chute, H. R. Hobson, Harold W. Stokes.

Date of Incorporation.—1907. *Date commenced business in Canada.*—August 18, 1913.

Capital stock paid in cash	\$175,000	PREMIUMS WRITTEN—CLAIMS INCURRED	
Total assets	840,116	Premiums—Ontario (net)	\$ 76,275
Total liabilities	193,840	Premiums—Total business (net)	207,937
Surplus protection of policyholders	646,276	Claims—Ontario (net)	17,769
		Claims—Total business (net)	66,721

*See note on page 1.

‡All business in Canada fully reinsured with the Home Insurance Company.

THE IMPERIAL LIFE ASSURANCE COMPANY OF CANADA*

HEAD OFFICE, TORONTO, ONT.

Officers.—President, J. F. Weston, Toronto; Vice-Presidents, S. J. Moore, F. P. Wood, Toronto; Managing Director, G. Cecil Moore; Actuary and General Manager, J. G. Parker, Toronto; Secretary, D. Matheson, Toronto; Chairman of Executive Committee, G. A. Morrow; Treasurer, H. T. Roesler.

Directors.—J. F. Weston, S. J. Moore, Graham Morrow, Mark H. Irish, H. H. Williams, G. A. Morrow, F. P. Wood, J. W. Mitchell, J. P. Bickell, Hon. Chas. McCrea, K.C., S. H. Logan, G. Cecil Moore, G. Harrison Smith, Toronto; Hon. Donat Raymond, John S. Norris, Montreal.

Date of Incorporation.—April 23, 1896. *Date commenced business in Canada.*—Oct. 1, 1897.

Capital stock paid in cash.....	\$ 1,000,000	PREMIUMS AND DISBURSEMENTS	
Total assets.....	100,684,637	Premiums—Ontario (net).....	\$3,464,384
Ontario business in force (gross)....	108,974,778	Premiums—Total business (net)...	9,968,824
Total business in force (gross)....	289,678,123	Total disbursements to policy- holders (net)—In Ontario.....	2,149,086
		Total business..	7,097,698

INDEMNITY MARINE ASSURANCE COMPANY, LIMITED*

HEAD OFFICE, LONDON, ENG.

Principal Office in Canada, Toronto, Ont.

Manager or Chief Executive Officer in Canada.—E. W. Schaffler, Toronto.

Chief or General Agent in Ontario.—E. W. Schaffler, 18 Wellington St. E., Toronto.

Date of Incorporation.—1887. *Date commenced business in Canada.*—August 1, 1933.

Capital stock paid in cash.....	£1,005,000	PREMIUMS WRITTEN—CLAIMS INCURRED	
Assets in Canada.....	\$347,564	Premiums—Ontario (net).....	\$110,730
Liabilities in Canada.....	147,842	Premiums—Canada (net).....	176,653
		Claims—Ontario (net).....	38,561
		Claims—Canada (net).....	63,964

INDEMNITY INSURANCE COMPANY OF NORTH AMERICA*

HEAD OFFICE, PHILADELPHIA, PA.

Principal Office in Canada, Toronto, Ont.

Manager or Chief Executive Officer in Canada.—H. C. Mills, Toronto.

Chief or General Agent in Ontario.—H. C. Mills, 80 Richmond St. W., Toronto.

Date of Incorporation.—1920. *Date commenced business in Canada.*—July 3, 1922.

Capital stock paid in cash.....	\$2,500,000	PREMIUMS WRITTEN—CLAIMS INCURRED	
Assets in Canada.....	460,287	Premiums—Ontario (net).....	\$101,112
Liabilities in Canada.....	231,509	Premiums—Canada (net).....	201,105
		Claims—Ontario (net).....	17,845
		Claims—Canada (net).....	46,655

INSURANCE COMPANY OF NORTH AMERICA*

HEAD OFFICE, PHILADELPHIA, PA.

Principal Office in Canada, Toronto, Ont.

Manager or Chief Executive Officer in Canada.—H. C. Mills, Toronto.

Chief or General Agent in Ontario.—H. C. Mills, 80 Richmond St. W., Toronto.

Date of Incorporation.—April 14, 1794. *Date commenced business in Canada.*—Nov. 7, 1889.

Capital stock paid in cash.....	\$12,000,000	PREMIUMS WRITTEN—CLAIMS INCURRED	
Assets in Canada.....	1,634,607	Premiums—Ontario (net).....	\$ 597,903
Liabilities in Canada.....	769,297	Premiums—Canada (net).....	1,921,266
		Claims—Ontario (net).....	187,171
		Claims—Canada (net).....	681,479

INTERNATIONAL FIDELITY INSURANCE COMPANY*

HEAD OFFICE, JERSEY CITY, N.J.

Principal Office in Canada, Toronto, Ont.

Manager or Chief Executive Officer in Canada.—J. G. Smith, Toronto.

Chief or General Agent in Ontario.—J. G. Smith, 34 King St. E., Toronto.

Date of Incorporation.—Dec. 27, 1904. *Date commenced business in Canada.*—June 2, 1905.

Capital stock paid in cash.....	\$300,000	PREMIUMS WRITTEN—CLAIMS INCURRED	
Assets in Canada.....	11,718	Premiums—Ontario (net).....	\$2,743
Liabilities in Canada.....	6,137	Premiums—Canada (net).....	6,149
		Claims—Ontario (net).....	101
		Claims—Canada (net).....	876

*See note on page 1.

JERSEY INSURANCE COMPANY OF NEW YORK*

HEAD OFFICE, NEW YORK, N.Y.

Principal Office in Canada, Toronto, Ont.

Manager or Chief Executive Officer in Canada. H. Begg, Toronto.

Chief or General Agent in Ontario.—H. Begg, 14 Toronto St., Toronto.

Date of Incorporation.—1918. Date commenced business in Canada.—1918.

PREMIUMS WRITTEN—CLAIMS INCURRED

Capital stock paid in cash	\$1,000,000	Premiums—Ontario (net)	\$12,852
Assets in Canada	154,770	Premiums—Canada (net)	44,305
Liabilities in Canada	36,986	Claims—Ontario (net)	10,666
		Claims—Canada (net)	17,934

LAW, UNION & ROCK INSURANCE COMPANY, LIMITED*

HEAD OFFICE, LONDON, ENG.

Principal Office in Canada, Toronto, Ont.

Manager or Chief Executive Officer in Canada.—W. R. Houghton, Toronto.

Chief or General Agent in Ontario.—W. R. Houghton, 19 Richmond St. W., Toronto.

Date of Incorporation.—1806. Date commenced business in Canada.—April, 1899.

PREMIUMS WRITTEN—CLAIMS INCURRED

Capital stock paid in cash	£165,000	Premiums—Ontario (net)	\$126,451
Assets in Canada	\$1,081,716	Premiums—Canada (net)	355,356
Liabilities in Canada	305,119	Claims—Ontario (net)	40,572
		Claims—Canada (net)	120,788

LEGAL AND GENERAL ASSURANCE SOCIETY, LIMITED*

HEAD OFFICE, LONDON, ENG.

Principal Office in Canada, Montreal, Que.

Manager or Chief Executive Officer in Canada.—G. W. Hadrill, 465 St. John St., Montreal.

Chief or General Agent in Ontario.—G. C. Sutherland, 36 Toronto St., Toronto.

Date of Incorporation.—1838. Date commenced business in Canada.—July 17, 1929.

PREMIUMS WRITTEN—CLAIMS INCURRED

Capital stock paid in cash	£250,000	Premiums—Ontario (net)	\$ 86,776
Assets in Canada	\$618,342	Premiums—Canada (net)	290,506
Liabilities in Canada	278,008	Claims—Ontario (net)	43,421
		Claims—Canada (net)	108,979

THE LIVERPOOL & LONDON & GLOBE INSURANCE COMPANY, LIMITED*

HEAD OFFICE, LIVERPOOL, ENG.

Principal Office in Canada, Montreal, Que.

Manager or Chief Executive Officer in Canada.—R. Forster Smith, Montreal.

Chief or General Agent in Ontario.—F. S. McDermott, 112 Yonge St., Toronto.

Date of Incorporation.—May 21, 1836. Date commenced business in Canada.—June 4, 1851.

PREMIUMS AND DISBURSEMENTS

Capital stock paid in cash	£1,062,100		
<i>Life:</i>		<i>Life:</i>	
Assets in Canada (included in Other than Life)		Premiums—Ontario (net)	\$ 857
Ontario business in force (gross)	\$ 40,513	Premiums—Canada (net)	3,999
Canadian business in force (gross)	190,036	Total disbursements to policyholders (net)—In Ontario	456
		In Canada	13,333

PREMIUMS WRITTEN—CLAIMS INCURRED

<i>Other than Life:</i>		<i>Other than Life:</i>	
Assets in Canada	†1,901,191	Premiums—Ontario (net)	427,648
Liabilities in Canada	946,673	Premiums—Canada (net)	1,147,436
		Claims—Ontario (net)	130,124
		Claims—Canada (net)	379,187

*See note on page 1.

†Respecting "Life" and "Other than Life" business.

THE LIVERPOOL-MANITOBA ASSURANCE COMPANY*

HEAD OFFICE, MONTREAL, QUE.

Officers.—President, R. Forster Smith, Montreal; Vice-President, P. M. May, Montreal; Secretary, P. M. May, Montreal; Manager, James Matson, Montreal.

Directors.—J. Theo LeClerc, J. D. Johnson, R. Forster Smith, P. M. May, G. Blair Gordon, James Matson, C. F. Sise, Montreal; Hon. L. A. Taschereau, Quebec; Hon. C. A. Dunning, Ottawa; F. J. Williams, J. D. Simpson, Liverpool, Eng.

Chief or General Agent in Ontario.—F. S. McDermott, 112 Yonge St., Toronto.

Date of Incorporation.—March 12, 1912. *Date commenced business in Canada.*—Aug. 1, 1912.

Capital stock paid in cash	\$ 175,000	PREMIUMS WRITTEN—CLAIMS INCURRED	
Total assets	1,365,440	Premiums—Ontario (net)	\$ 76,341
Total liabilities	217,406	Premiums—Total business (net)	208,765
Surplus protection of policyholders	1,148,034	Claims—Ontario (net)	27,312
		Claims—Total business (net)	71,063

LOCAL GOVERNMENT GUARANTEE SOCIETY, LIMITED*

HEAD OFFICE, LONDON, ENG.

Principal Office in Canada, Montreal, Que.

Manager or Chief Executive Officer in Canada.—C. Stuart Malcolm, Montreal.

Chief or General Agent in Ontario.—H. B. Rowe, 100 Adelaide St. W., Toronto.

Date of Incorporation.—1890. *Date commenced business in Canada.*—January, 1924.

Capital stock paid in cash	£15,610	PREMIUMS WRITTEN—CLAIMS INCURRED	
Assets in Canada	\$114,364	Premiums—Ontario (net)	Nil
Liabilities in Canada	14,883	Premiums—Canada (net)	Nil
		Claims—Ontario (net)	Nil
		Claims—Canada (net)	Nil

THE LONDON ASSURANCE*

HEAD OFFICE, LONDON, ENG.

Principal Office in Canada, Montreal, Que.

Manager or Chief Executive Officer in Canada.—D. K. MacDonald, 469 St. John St., Montreal.

Chief or General Agent in Ontario.—D. L. Durrant, 36 Toronto St., Toronto.

Date of Incorporation.—June 22, 1720. *Date commenced business in Canada.*—1862.

Capital stock paid in cash	\$8,311,687	PREMIUMS WRITTEN—CLAIMS INCURRED	
Assets in Canada	1,140,273	Premiums—Ontario (net)	\$251,232
Liabilities in Canada	484,465	Premiums—Canada (net)	670,514
		Claims—Ontario (net)	113,536
		Claims—Canada (net)	267,084

LONDON-CANADA INSURANCE COMPANY*

HEAD OFFICE, TORONTO, ONT.

Officers.—President and Manager, B. W. Ballard, Toronto; Vice-President, A. R. Martin, Toronto; Secretary, A. V. Stamper, Toronto.

Directors.—B. W. Ballard, Geo. N. Molesworth, A. R. Martin, W. A. Clarke, J. R. Cartwright, K. C., Harold Fry, Dr. V. F. Stock, Geo. E. Watson, Toronto; J. G. Moore, St. Catharines.

Date of Incorporation.—1859. *Date commenced business in Canada.*—1859.

Capital stock paid in cash	\$ 200,000	PREMIUMS WRITTEN—CLAIMS INCURRED	
Total assets	1,197,104	Premiums—Ontario (net)	\$ 78,818
Total liabilities	147,216	Premiums—Total business (net)	157,683
Surplus protection of policyholders	1,049,888	Claims—Ontario (net)	32,642
		Claims—Total business (net)	88,605

LONDON AND COUNTY INSURANCE COMPANY, LTD.*

HEAD OFFICE, LONDON, ENG.

Principal Office in Canada, Toronto, Ont.

Manager or Chief Executive Officer in Canada.—Robert L. Stalling, Toronto.

Chief or General Agent in Ontario.—Robert L. Stalling, 15 Wellington St. E., Toronto.

Date of Organization.—1862. *Date commenced business in Canada.*—May, 1932.

Capital stock paid in cash	\$102,486	PREMIUMS WRITTEN—CLAIMS INCURRED	
Assets in Canada	213,199	Premiums—Ontario (net)	\$ 16,538
Liabilities in Canada	112,265	Premiums—Canada (net)	119,209
		Claims—Ontario (net)	4,705
		Claims—Canada (net)	42,717

*See note on page 1.

LONDON GUARANTEE & ACCIDENT COMPANY, LIMITED*

HEAD OFFICE, LONDON, ENG.

Principal Office in Canada, Toronto, Ont.

Manager or Chief Executive Officer in Canada.—Donald Taylor, Toronto.

Chief or General Agent in Ontario.—Donald Taylor, 465 Bay St., Toronto.

Date of Organization.—1867. *Date commenced business in Canada.*—April, 1889.

Capital stock paid in cash.....	£250,000
Assets in Canada.....	\$1,094,146
Liabilities in Canada.....	638,034

PREMIUMS WRITTEN—CLAIMS INCURRED	
Premiums—Ontario (net).....	\$348,112
Premiums—Canada (net).....	852,026
Claims—Ontario (net).....	162,304
Claims—Canada (net).....	373,793

THE LONDON & LANCASHIRE GUARANTEE & ACCIDENT COMPANY OF CANADA*

HEAD OFFICE, TORONTO, ONT.

Officers.—President, W. R. Houghton, Toronto; Manager and Secretary, W. L. White, Toronto.

Directors.—W. L. White, J. Walmsley, W. R. Houghton, C. M. Horswell, P. L. Waylett, Toronto; A. S. Rogers, London, Eng.

Date of Incorporation.—April 10, 1908. *Date commenced business in Canada.*—July 24, 1908.

Capital stock paid in cash.....	\$ 400,000
Total assets.....	1,007,643
Total liabilities.....	348,386
Surplus protection of policyholders.....	659,257

PREMIUMS WRITTEN—CLAIMS INCURRED	
Premiums—Ontario (net).....	\$116,425
Premiums—Total business (net).....	407,257
Claims—Ontario (net).....	74,444
Claims—Total business (net).....	193,207

THE LONDON & LANCASHIRE INSURANCE COMPANY, LIMITED*

HEAD OFFICE, LONDON, ENG.

Principal Office in Canada, Toronto, Ont.

Manager or Chief Executive Officer in Canada.—W. R. Houghton, Toronto.

Chief or General Agent in Ontario.—W. R. Houghton, 19 Richmond St. W., Toronto.

Date of Organization.—December 10, 1861. *Date commenced business in Canada.*—April, 1880.

Capital stock paid in cash.....	£1,455,724
Assets in Canada.....	\$2,604,852
Liabilities in Canada.....	1,021,089

PREMIUMS WRITTEN—CLAIMS INCURRED	
Premiums—Ontario (net).....	\$ 661,664
Premiums—Canada (net).....	1,211,902
Claims—Ontario (net).....	172,570
Claims—Canada (net).....	352,028

THE LONDON LIFE INSURANCE COMPANY*

HEAD OFFICE, LONDON, ONT.

Officers.—President, J. E. Jeffery, K.C., London; Vice-President, A. McPherson, London; Managing Director, R. H. Reid, London; Ass't General Manager and Chief Actuary, J. D. Buchanan, B.A., F.A.S.; Ass't General Manager and Director of Agencies, J. G. Stephenson, C.L.U.; Ass't General Manager and Secretary, O. D. Newton, A.C.I.S.

Directors.—J. E. Smallman, Joseph Jeffery, J. Edgar Jeffery, Arch. McPherson, C. L. Jeffery, Robt. H. Reid, L. H. Jones, Chas. H. Ivey, London; Thos. W. Baker, Toronto.

Date of Incorporation.—1874. *Date commenced business in Canada.*—1874.

Capital stock paid in cash.....	\$ 450,000
---------------------------------	------------

<i>Life:</i>	
Total assets.....	154,805,428
Ontario business in force (gross).....	502,942,226
Total business in force (gross).....	782,047,209

PREMIUMS AND DISBURSEMENTS

<i>Life:</i>	
Premiums—Ontario (net).....	\$12,623,982
Premiums—Total business (net).....	19,766,915
Total disbursements to policyholders (net)—In Ontario.....	6,636,126
Total business.....	10,536,176

PREMIUMS WRITTEN—CLAIMS INCURRED

<i>Other than Life:</i>	
Total assets.....	633,528
Total liabilities.....	403,711
Surplus protection of policyholders.....	229,818

<i>Other than Life:</i>	
Premiums—Ontario (net).....	452,533
Premiums—Total business (net).....	699,428
Claims—Ontario (net).....	335,983
Claims—Total business (net).....	513,098

*See note on page 1.

LONDON & PROVINCIAL MARINE & GENERAL INSURANCE COMPANY, LIMITED*

HEAD OFFICE, LONDON, ENG.

Principal Office in Canada, Montreal, Que.

Manager or Chief Executive Officer in Canada.—F. E. Dufty, 210 St. James St., Montreal.

Chief or General Agent in Ontario.—Walter R. Purves, 510 Temple Bldg., Toronto.

Date of Incorporation.—1862. Date commenced business in Canada.—April 24, 1924.

Capital stock paid in cash.....	£300,000	PREMIUMS WRITTEN—CLAIMS INCURRED	
Assets in Canada.....	\$325,138	Premiums—Ontario (net).....	\$ 34,980
Liabilities in Canada.....	89,041	Premiums—Canada (net).....	120,148
		Claims—Ontario (net).....	13,402
		Claims—Canada (net).....	37,278

LONDON & SCOTTISH ASSURANCE CORPORATION, LIMITED*

HEAD OFFICE, LONDON, ENG.

Principal Office in Canada, Montreal, Que.

Manager or Chief Executive Officer in Canada.—A. H. P. Priddey, London and Scottish Bldg., St. John St., Montreal.

Chief or General Agent in Ontario.—Walter W. Cooper, Metropolitan Bldg., Toronto.

Date of Organization.—1862. Date commenced business in Canada.—January 20, 1925.

Capital stock paid in cash.....	£120,000	PREMIUMS WRITTEN—CLAIMS INCURRED	
<i>Other than Life:</i>		<i>Other than Life:</i>	
Assets in Canada.....	\$280,959	Premiums—Ontario (net).....	\$26,891
Liabilities in Canada.....	77,596	Premiums—Canada (net).....	95,787
		Claims—Ontario (net).....	3,495
		Claims—Canada (net).....	26,763

LOYAL PROTECTIVE LIFE INSURANCE COMPANY*

HEAD OFFICE, BOSTON, MASS.

Principal Office in Canada, Toronto, Ont.

Manager or Chief Executive Officer in Canada.—E. M. Watt, Toronto.

Chief or General Agent in Ontario.—E. M. Watt, 371 Bay St., Toronto.

Date of Incorporation.—June 30, 1937. Date commenced business in Canada.—June 30, 1937.

Capital stock paid in cash.....	\$400,000	PREMIUMS AND DISBURSEMENTS	
<i>Life:</i>		<i>Life:</i>	
Assets in Canada.....	131,396	Premiums—Ontario (net).....	\$ 4,488
Ontario business in force (gross)...	109,946	Premiums—Canada (net).....	5,026
Canadian business in force (gross)...	128,246	Total disbursements to policy-	
		holders (net)—In Ontario.....	782
		In Canada.....	931
		PREMIUMS WRITTEN—CLAIMS INCURRED	
<i>Other than Life:</i>		<i>Other than Life:</i>	
Assets in Canada.....	275,164	Premiums—Ontario (net).....	163,091
Liabilities in Canada.....	131,530	Premiums—Canada (net).....	218,472
		Claims—Ontario (net).....	59,406
		Claims—Canada (net).....	88,590

LUMBERMEN'S INSURANCE COMPANY*

HEAD OFFICE, PHILADELPHIA, PA.

Principal Office in Canada, Toronto, Ont.

Manager or Chief Executive Officer in Canada.—H. Begg, Toronto.

Chief or General Agent in Ontario.—H. Begg, 14-24 Toronto St., Toronto.

Date of Incorporation.—June 11, 1873. Date commenced business in Canada.—Nov. 9, 1926.

Capital stock paid in cash.....	\$1,000,000	PREMIUMS WRITTEN—CLAIMS INCURRED	
Assets in Canada.....	204,295	Premiums—Ontario (net).....	\$44,891
Liabilities in Canada.....	58,052	Premiums—Canada (net).....	89,039
		Claims—Ontario (net).....	20,794
		Claims—Canada (net).....	36,101

*See note on page 1.

THE MANUFACTURERS LIFE INSURANCE COMPANY*

HEAD OFFICE, TORONTO, ONT.

Officers.—President, M. R. Gooderham, K.C., Toronto; Vice-President, F. Gordon Osler, Toronto; General Manager, J. H. Lithgow, A.I.A., F.A.S., Toronto; Secretary, R. E. Dowsett, A.I.A., F.A.S.; Treasurer, S. M. Thompson, F.A.S.; Actuary, G. L. Holmes, A.I.A., F.A.S.; Ass't General Manager and Manager of Agencies, A. MacKenzie; Ass't General Manager and Executive Secretary, E. S. Macfarlane.

Directors.—Geo. H. Cassels, K.C., F. G. Osler, M. R. Gooderham, K.C., D. G. Ross, M.P., Col. A. L. Bishop, R. A. Daly, J. H. Lithgow, Chas. S. Band, Leigh M. McCarthy, Toronto.

Date of Incorporation.—June 23, 1887. *Date commenced business in Canada.*—Aug. 19, 1887.

Capital stock paid in cash.....	\$ 1,500,000	PREMIUMS AND DISBURSEMENTS	
Total assets.....	205,003,438	Premiums—Ontario (net).....	\$ 3,629,238
Ontario business in force (gross).....	123,822,263	Premiums—Total business (net).....	26,102,668
Total business in force (gross).....	605,667,329	Total disbursements to policyholders (net)—In Ontario.....	2,455,210
		Total business.....	15,185,954

THE MARINE INSURANCE COMPANY, LIMITED*

HEAD OFFICE, LONDON, ENG.

Principal Office in Canada, Montreal, Que.

Manager or Chief Executive Officer in Canada.—Edward S. Reed, 360 St. James St. W., Montreal.

Chief or General Agent in Ontario.—W. Rae Blight, 22 Toronto St., Toronto.

Date of Organization.—January, 1881. *Date commenced business in Canada.*—Dec. 14, 1896.

Capital stock paid in cash.....	\$600,000	PREMIUMS WRITTEN—CLAIMS INCURRED	
Assets in Canada.....	£263,704	Premiums—Ontario (net).....	\$ 29,648
Liabilities in Canada.....	66,513	Premiums—Canada (net).....	156,192
		Claims—Ontario (net).....	3,884
		Claims—Canada (net).....	50,949

MARYLAND CASUALTY COMPANY*

HEAD OFFICE, BALTIMORE, MD.

Principal Office in Canada, Montreal, Que.

Manager or Chief Executive Officer in Canada.—Robt. Hampson, Montreal.

Chief or General Agent in Ontario.—J. W. Smith, 54 Adelaide St. E., Toronto.

Date of Incorporation.—March, 1898. *Date commenced business in Canada.*—May 12, 1903.

Capital stock paid in cash.....	\$2,544,798	PREMIUMS WRITTEN—CLAIMS INCURRED	
Assets in Canada.....	704,240	Premiums—Ontario (net).....	\$ 71,552
Liabilities in Canada.....	340,070	Premiums—Canada (net).....	355,838
		Claims—Ontario (net).....	28,527
		Claims—Canada (net).....	190,840

MARYLAND INSURANCE COMPANY*

HEAD OFFICE, NEW YORK, N.Y.

Principal Office in Canada, Montreal, Que.

Manager or Chief Executive Officer in Canada.—W. E. Baldwin, 410 St. Nicholas St., Montreal.

Chief or General Agent in Ontario.—Willis Faber & Co. of Ontario, Ltd., 36 Toronto St., Toronto.

Date of Incorporation.—1910. *Date commenced business in Canada.*—September 5, 1925.

Capital stock paid in cash.....	\$1,000,000	PREMIUMS WRITTEN—CLAIMS INCURRED	
Assets in Canada.....	222,200	Premiums—Ontario (net).....	\$ 10,055
Liabilities in Canada.....	53,354	Premiums—Canada (net).....	72,428
		Claims—Ontario (net).....	2,692
		Claims—Canada (net).....	23,877

MERCANTILE INSURANCE COMPANY*

HEAD OFFICE, TORONTO, ONT.

Officers.—President and Managing Director, W. R. Houghton, Toronto; Secretary, P. L. Waylett, Toronto.

Directors.—A. S. Booth, Montreal; C. M. Horswell, W. R. Houghton, W. L. White, Joseph Walmsley, P. L. Waylett, Toronto.

Date of Incorporation.—1874. *Date commenced business in Canada.*—November 1, 1875.

Capital stock paid in cash.....	\$250,000	PREMIUMS WRITTEN—CLAIMS INCURRED	
Total assets.....	668,721	Premiums—Ontario (net).....	\$ 62,308
Total liabilities.....	128,700	Premiums—Total business (net).....	116,097
Surplus protection of policyholders.....	540,021	Claims—Ontario (net).....	18,390
		Claims—Total business (net).....	38,611

*See note on page 1.

MERCHANTS FIRE ASSURANCE CORPORATION OF NEW YORK*

HEAD OFFICE, NEW YORK, N.Y.

Principal Office in Canada, Toronto, Ont.

Manager or Chief Executive Officer in Canada.—H. Begg, Toronto.

Chief or General Agent in Ontario.—H. Begg, 14-24 Toronto St., Toronto.

Date of Incorporation.—1910. Date commenced business in Canada.—December 26, 1917.

Capital stock paid in cash.....	\$2,500,000	PREMIUMS WRITTEN—CLAIMS INCURRED	
Assets in Canada.....	345,056	Premiums—Ontario (net).....	\$ 67,008
Liabilities in Canada.....	134,267	Premiums—Canada (net).....	143,195
		Claims—Ontario (net).....	24,017
		Claims—Canada (net).....	48,558

MERCHANTS FIRE INSURANCE COMPANY

HEAD OFFICE, TORONTO, ONT.

Incorporated.—1898. Date commenced business.—January 31, 1898.

Officers.—President, W. R. Houghton; Secretary, W. R. Miller; Manager, Charles M. Horswell.

Directors (as at date of filing statement).—C. M. Horswell, W. R. Houghton, Joseph Walmsley, P. L. Waylett, W. L. White.

Auditors.—Rutherford Williamson, F.C.A., Harold A. Shiach, F.C.A.

Statement for the Year Ended December 31, 1941

Capital Stock

	AMOUNT SUBSCRIBED FOR	AMOUNT PAID IN CASH
Amount of capital stock authorized, \$500,000.		
No. of shares, 10,000. Par value, \$50.		
Capital stock at beginning of year.....	\$300,000 00	\$150,000 00
Capital stock at end of year.....	\$300,000 00	\$150,000 00

Premium on Capital Stock

Total amount paid as premium on capital stock at beginning of year.....	\$150,000 00
Total amount paid to December 31, 1941.....	\$150,000 00

Balance Sheet—Assets

Book value of real estate—office premises.....		\$100,000 00
Mortgage loans on real estate—first liens.....		11,050 00
Amortized book value of bonds, debentures and debenture stocks:		
Not in default.....	\$526,163 39	
In default (at market values).....	300 00	
		526,463 39
Cash on hand and in banks.....		79,276 97
Interest accrued.....		8,182 20
Agents' balances and premiums uncollected:		
Written on or after October 1, 1941.....	\$ 10,896 86	
Premiums due from reinsuring companies:		
Written on or after October 1, 1941.....	2,200 46	
		13,097 32
TOTAL ADMITTED ASSETS.....		\$738,069 88

Balance Sheet—Liabilities

	IN CANADA	TOTAL LIABILITIES
Total provision for unpaid claims.....	\$ 9,801 00	\$ 9,801 00
Adjustment expenses of said claims.....	787 00	787 00
Total net reserve, \$147,500.81; carried out at 80% thereof.....	118,000 65	118,000 65
Expenses due and accrued.....		612 43
Taxes due and accrued.....		14,040 01
Reinsurance premiums.....		3,015 31
Return premiums and balances due agents.....		159 01
Reserve for depreciation of head office building.....		21,000 00
Agents' bicycle deposit premiums.....		360 00
TOTAL LIABILITIES (excluding capital stock).....		\$167,775 41
Capital stock paid in cash.....	\$150,000 00	
Surplus in profit and loss account.....	420,294 47	
Excess of assets over liabilities (surplus for protection of policyholders).....		570,294 47
TOTAL LIABILITIES.....		\$738,069 88

*See note on page 1.

Profit and Loss Account

IN CANADA AND
ALL BUSINESS

Net premiums written		\$155,225 62
Reserve of unearned premiums (80%):		
At beginning of year.....	\$111,652 04	
At end of year.....	118,000 65	
Increase.....		6,348 61
Net premiums earned.....		\$148,877 01
Net claims incurred.....	\$ 59,515 05	
Net adjustment expenses incurred.....	3,656 16	
Commissions.....	37,948 60	
Taxes.....	5,464 41	
Salaries, fees and travelling expenses.....	23,946 69	
All other expenses.....	15,259 02	
Total claims and expenses.....		145,789 93
Underwriting profit.....		\$ 3,087 08
Other revenue:		
Interest earned—cash and accruals.....	\$ 20,634 69	
Adjustment by amortization.....	907 20	
Net rents earned.....	\$ 21,541 89	
Decrease in deficiency of market under book value of securities.....	1,606 81	
Automobile financial responsibility fees.....	11,497 21	
	21 00	
		34,666 91
		\$ 37,753 99
Other expenditure:		
Income and excess profits taxes.....	\$ 10,874 43	
Loss on sale of securities and real estate.....	10,175 72	
Depreciation of head office building.....	3,000 00	
		24,050 15
NET PROFIT FOR THE YEAR.....		\$ 13,703 84

Surplus for Protection of Policyholders

Surplus of assets over liabilities (excluding capital stock from liabilities) at beginning of year.....	\$602,666 99
Net profit for the year brought down.....	13,703 84
	\$616,370 83
Dividends declared to shareholders.....	52,500 00
	\$563,870 83
Add decrease in unadmitted ledger assets.....	6,423 64
SURPLUS OF ASSETS OVER LIABILITIES (excluding capital stock from liabilities) AT END OF YEAR.....	\$570,294 47

Summary of Risks—Fire

	IN ONTARIO	ELSEWHERE	ALL BUSINESS
Gross in force, December 31, 1940.....	\$47,239,243	\$499,600	\$47,738,843
Taken in 1941, new and renewed.....	33,456,956	398,797	33,855,753
Totals.....	\$80,696,199	\$898,397	\$81,594,596
Ceased in 1941, including renewed.....	32,280,116	510,608	32,790,724
Gross in force, December 31, 1941.....	\$48,416,083	\$387,789	\$48,803,872
Reinsurance in force, December 31, 1941.....	8,268,634	194,097	8,462,731
NET IN FORCE, DECEMBER 31, 1941.....	\$40,147,449	\$193,692	\$40,341,141

Exhibit of Premiums in Force in Canada

CLASS OF INSURANCE	GROSS IN FORCE AT END OF 1940		TAKEN IN 1941, NEW AND RENEWED		CEASED IN 1941, INCLUDING RENEWED		GROSS IN FORCE AT END OF 1941		REINSURANCE	NET IN FORCE AT END OF 1941		
	\$	c.	\$	c.	\$	c.	\$	c.		\$	c.	
Fire.....	265,773	66	159,573	60	152,926	06	272,421	20	18,760	16	253,661	04
Automobile.....	27,897	26	34,066	24	29,936	55	32,026	95	33	90	31,993	05
Sprinkler Leakage.....	28	80	23	50	35	10	17	20			17	20
Windstorm.....	84	50	2	40	84	50	2	40			2	40
TOTALS.....	293,784	22	193,665	74	182,982	21	304,467	75	18,794	06	285,673	69

MERCHANTS AND MANUFACTURERS INSURANCE COMPANY OF NEW YORK*

HEAD OFFICE, NEW YORK, N.Y.

Principal Office in Canada, Montreal, Que.

Manager or Chief Executive Officer in Canada.—J. Marchand, 276 St. James St., Montreal.*Chief or General Agent in Ontario.*—C. M. Henderson, Metropolitan Bldg., Toronto.*Date of Incorporation.*—1849. *Date commenced business in Canada.*—1928.

Capital stock paid in cash.....	\$1,000,000	PREMIUMS WRITTEN—CLAIMS INCURRED	
Assets in Canada.....	317,967	Premiums—Ontario (net).....	\$ 51,548
Liabilities in Canada.....	176,548	Premiums—Canada (net).....	202,554
		Claims—Ontario (net).....	14,484
		Claims—Canada (net).....	93,268

THE MERCHANTS MARINE INSURANCE COMPANY, LIMITED*

HEAD OFFICE, LONDON, ENG.

Principal Office in Canada, Montreal, Que.

Manager or Chief Executive Officer in Canada.—E. L. Marshall, Insurance Exchange Bldg., Montreal.*Chief or General Agent in Ontario.*—Stanley G. Reid, Toronto.*Date of Incorporation.*—1871. *Date commenced business in Canada.*—January 1, 1921.

Capital stock paid in cash.....	£237,500	PREMIUMS WRITTEN—CLAIMS INCURRED	
Assets in Canada.....	\$280,081	Premiums—Ontario (net).....	\$ 60,140
Liabilities in Canada.....	180,623	Premiums—Canada (net).....	225,719
		Claims—Ontario (net).....	22,037
		Claims—Canada (net).....	80,860

MERCURY INSURANCE COMPANY*

HEAD OFFICE, ST. PAUL, MINN.

Principal Office in Canada, Winnipeg, Man.

Manager or Chief Executive Officer in Canada.—P. A. Codere, Winnipeg.*Chief or General Agent in Ontario.*—Geo. A. Sherritt, Metropolitan Bldg., Toronto.*Date of Incorporation.*—April 18, 1925. *Date commenced business in Canada.*—April 3, 1928.

Capital stock paid in cash.....	\$1,000,000	PREMIUMS WRITTEN—CLAIMS INCURRED	
Assets in Canada.....	232,513	Premiums—Ontario (net).....	\$ 28,781
Liabilities in Canada.....	86,265	Premiums—Canada (net).....	103,757
		Claims—Ontario (net).....	9,050
		Claims—Canada (net).....	29,700

THE METROPOLITAN CASUALTY INSURANCE COMPANY OF NEW YORK*

HEAD OFFICE, NEWARK, N.J.

Principal Office in Canada, Toronto, Ont.

Manager or Chief Executive Officer in Canada.—R. H. L. Massie, Toronto.*Chief or General Agent in Ontario.*—R. H. L. Massie, 465 Bay St., Toronto.*Date of Incorporation.*—1874. *Date commenced business in Canada.*—1925.

Capital stock paid in cash.....	\$1,500,000	PREMIUMS WRITTEN—CLAIMS INCURRED	
Assets in Canada.....	663,040	Premiums—Ontario (net).....	\$288,620
Liabilities in Canada.....	300,579	Premiums—Canada (net).....	386,390
		Claims—Ontario (net).....	167,104
		Claims—Canada (net).....	196,085

MICHIGAN FIRE AND MARINE INSURANCE COMPANY*

HEAD OFFICE, DETROIT, MICH.

Principal Office in Canada, Montreal, Que.

Manager or Chief Executive Officer in Canada.—Gordon E. Findlay, 460 St. John St., Montreal.*Chief or General Agent in Ontario.*—C. H. Harvey, Metropolitan Bldg., Toronto.*Date of Incorporation.*—1880. *Date commenced business in Canada.*—1930.

Capital stock paid in cash.....	\$1,000,000	PREMIUMS WRITTEN—CLAIMS INCURRED	
Assets in Canada.....	352,329	Premiums—Ontario (net).....	\$13,202
Liabilities in Canada.....	59,221	Premiums—Canada (net).....	63,589
		Claims—Ontario (net).....	5,067
		Claims—Canada (net).....	25,868

*See note on page 1.

THE MONARCH LIFE ASSURANCE COMPANY*

HEAD OFFICE, WINNIPEG, MAN.

Officers.—President, E. J. Tarr, K.C., LL.D., Winnipeg; Vice-President, W. L. Parrish, Winnipeg; General Manager, G. C. Cumming, Winnipeg; Ass't General Manager, W. Bartholomew, Winnipeg; Secretary, G. J. Telfer, Winnipeg; Actuary, D. Laird, F.A.S., Winnipeg.

Directors.—W. L. Parrish, Peter Lowe, E. J. Tarr, K.C., LL.D., R. J. Gourley, Geo. H. Stewart, J. A. Flanders, W. Trevor Gwyn, D. H. Hudson, J. E. Woods, Winnipeg.

Chief or General Agent in Ontario.—W. S. Harvey, 80 King St. W., Toronto.

Date of Incorporation.—July 18, 1901. *Date commenced business in Canada.*—July 4, 1906.

Capital stock paid in cash	\$ 173,560	PREMIUMS AND DISBURSEMENTS	
Total assets	16,659,000	Premiums—Ontario (net)	\$ 498,035
Ontario business in force (gross)	16,931,899	Premiums—Total business (net)	1,789,028
Total business in force (gross)	65,060,128	Total disbursements to policy-holders (net)—In Ontario	177,244
		Total business	993,470

MONTREAL LIFE INSURANCE COMPANY*

HEAD OFFICE, MONTREAL, QUE.

Officers.—President and General Manager, Arthur P. Earle, A.I.A., A.A.S., Montreal; Vice-Presidents, C. E. Sanders, J. V. Desaulniers, Montreal; Secretary, W. L. Nicholls, F.I.A.; Treasurer, J. A. Toller; Actuary, W. L. Nicholls, F.I.A.

Directors.—C. G. Greenshields, K.C., F. W. Fairman, Hon. R. O. Grothe, J. V. Desaulniers, Arthur P. Earle, C. E. Sanders, Rene Redmond, A. L. Mailman, A. H. Paradis, J. Rolland, Geo. Hogg, Montreal; Wm. S. Walton, Toronto; William Penman, C. H. Falloon, London, Eng.

Chief or General Agent in Ontario.—W. S. Walton, Royal Bank Bldg., Toronto.

Date of Incorporation.—June 16, 1908. *Date commenced business in Canada.*—May 26, 1910.

Capital stock paid in cash	\$ 250,000	PREMIUMS AND DISBURSEMENTS	
Total assets	9,062,828	Premiums—Ontario (net)	\$ 313,885
Ontario business in force (gross)	11,557,327	Premiums—Total business (net)	1,541,848
Total business in force (gross)	52,208,299	Total disbursements to policy-holders (net)—In Ontario	177,846
		Total business	778,919

MOTOR UNION INSURANCE COMPANY, LIMITED*

HEAD OFFICE, LONDON, ENG.

Principal Office in Canada, Montreal, Que.

Manager or Chief Executive Officer in Canada.—Charles Stuart Malcolm, Royal Exchange Bldg., Montreal.

Chief or General Agent in Ontario.—H. B. Rowe, 100 Adelaide St. W., Toronto.

Date of Incorporation.—1906. *Date commenced business in Canada.*—May 30, 1909.

Capital stock paid in cash	£374,543	PREMIUMS WRITTEN—CLAIMS INCURRED	
Assets in Canada	\$323,412	Premiums—Ontario (net)	\$ 83,842
Liabilities in Canada	206,563	Premiums—Canada (net)	273,781
		Claims—Ontario (net)	41,969
		Claims—Canada (net)	127,234

THE MUTUAL LIFE & CITIZENS ASSURANCE COMPANY, LIMITED*

HEAD OFFICE, SYDNEY, N.S.W., AUSTRALIA

Principal Office in Canada, Montreal, Que.

Manager or Chief Executive Officer in Canada.—Joseph P. Moore, A.I.A., Montreal.

Chief or General Agent in Ontario.—The Royal Trust Co., 59 Yonge St., Toronto.

Date of Incorporation.—Dec. 31, 1886. *Date commenced business in Canada.*—Aug. 11, 1913.

Capital stock paid in cash	£1,000,000	PREMIUMS AND DISBURSEMENTS	
Assets in Canada	\$ 9,504,863	Premiums—Ontario (net)	\$ 297,492
Ontario business in force (gross)	7,289,948	Premiums—Canada (net)	912,568
Canadian business in force (gross)	26,139,327	Total disbursements to policy-holders (net)—In Ontario	199,412
		In Canada	682,452

*See note on page 1.

NATIONAL-BEN FRANKLIN FIRE INSURANCE COMPANY*

HEAD OFFICE, PITTSBURGH, PA.

Principal Office in Canada, Toronto, Ont.

Manager or Chief Executive Officer in Canada.—R. H. L. Massie, Toronto.*Chief or General Agent in Ontario.*—R. H. L. Massie, 465 Bay St., Toronto.*Date of Incorporation.*—Dec. 28, 1910. *Date commenced business in Canada.*—May 23, 1914.

Capital stock paid in cash.....	\$1,000,000	PREMIUMS WRITTEN—CLAIMS INCURRED	
Assets in Canada.....	503,726	Premiums—Ontario (net).....	\$159,396
Liabilities in Canada.....	218,056	Premiums—Canada (net).....	251,803
		Claims—Ontario (net).....	63,606
		Claims—Canada (net).....	88,220

NATIONAL FIRE INSURANCE COMPANY OF HARTFORD*

HEAD OFFICE, HARTFORD, CONN.

Principal Office in Canada, Toronto, Ont.

Manager or Chief Executive Officer in Canada.—Chas. C. Hall, Toronto.*Chief or General Agent in Ontario.*—Chas. C. Hall, 65 Adelaide St. E., Toronto.*Date of Incorporation.*—May, 1869. *Date commenced business in Canada.*—August 3, 1908.

Capital stock paid in cash.....	\$5,000,000	PREMIUMS WRITTEN—CLAIMS INCURRED	
Assets in Canada.....	682,521	Premiums—Ontario (net).....	\$ 88,316
Liabilities in Canada.....	248,340	Premiums—Canada (net).....	299,232
		Claims—Ontario (net).....	12,023
		Claims—Canada (net).....	104,299

NATIONAL LIBERTY INSURANCE COMPANY OF AMERICA*

HEAD OFFICE, NEW YORK, N.Y.

Principal Office in Canada, Montreal, Que.

Manager or Chief Executive Officer in Canada.—G. R. Thomson, Montreal.*Chief or General Agent in Ontario.*—Norman G. Bethune, 15 Toronto St., Toronto.*Date of Incorporation.*—February, 1859. *Date commenced business in Canada.*—August, 1930.

Capital stock paid in cash.....	\$4,000,000	PREMIUMS WRITTEN—CLAIMS INCURRED	
Assets in Canada.....	571,963	†Premiums—Ontario (net).....	Nil
Liabilities in Canada.....	Nil	†Premiums—Canada (net).....	Nil
		†Claims—Ontario (net).....	Nil
		†Claims—Canada (net).....	Nil

THE NATIONAL LIFE ASSURANCE COMPANY OF CANADA*

HEAD OFFICE, TORONTO, ONT.

Officers.—President, H. R. Bain, Toronto; Vice-President, Robt. Fennell, K.C., Toronto; General Manager, G. Fay Davies; Ass't General Manager, M. W. McCutcheon, A.A.S.; Actuary, J. P. Dandy, F.A.S., F.A.I.A., Toronto.

Directors.—H. R. Bain, Fraser D. Reid, Robt. Fennell, K.C., Alfred Rogers, Jr., F. S. Vanstone, D. H. Porter, D. H. Gibson, Toronto; Lieut.-Col. Sidney C. Oland, V.D., A.D.C., Halifax.

Date of Incorporation.—June 29, 1897. *Date commenced business in Canada.*—June 23, 1899.

Capital stock paid in cash.....	\$ 250,000	PREMIUMS AND DISBURSEMENTS	
Total assets.....	13,978,128	Premiums—Ontario (net).....	\$ 576,025
Ontario business in force (gross)...	20,265,220	Premiums—Total business (net)...	1,663,819
Total business in force (gross).....	63,791,935	Total disbursements to policyholders (net)—In Ontario.....	324,670
		Total business.....	1,147,945

THE NATIONAL-LIVERPOOL INSURANCE COMPANY*

HEAD OFFICE, MONTREAL, QUE.

Officers.—President, R. Forster Smith, Montreal; Vice-President and Manager, Jas. Matson, Montreal; Secretary, P. M. May, Montreal.

Directors.—F. J. Williams, J. D. Simpson, Liverpool, Eng.; J. Theodore LeClerc, J. D. Johnson, R. Forster Smith, G. Blair Gordon, James Matson, C. F. Sise, Montreal; Hon. L. A. Taschereau, Quebec; Hon. C. A. Dunning, Ottawa.

Chief or General Agent in Ontario.—F. S. McDermott, 112 Yonge St., Toronto.*Date of Incorporation.*—1929. *Date commenced business in Ontario.*—January 1, 1930.

Capital stock paid in cash.....	\$200,000	PREMIUMS WRITTEN—CLAIMS INCURRED	
Assets in Canada.....	462,311	Premiums—Ontario (net).....	\$33,714
Liabilities in Canada.....	92,708	Premiums—Total business (net)...	93,673
Surplus protection of policyholders.	369,603	Claims—Ontario (net).....	11,687
		Claims—Total business (net)....	31,341

*See note on page 1.

†Included in Home Insurance Company figures.

NATIONAL PROVINCIAL INSURANCE COMPANY, LIMITED*

HEAD OFFICE, LONDON, ENG.

Principal Office in Canada, Montreal, Que.

Manager or Chief Executive Officer in Canada.—C. Stuart Malcolm, Royal Exchange Bldg., Montreal.*Chief or General Agent in Ontario.*—H. B. Rowe, Concourse Bldg., Toronto.*Date of Incorporation.*—1885. *Date commenced business in Canada.*—April 4, 1907.

Capital stock paid in cash.....	£20,525	PREMIUMS WRITTEN—CLAIMS INCURRED	
Assets in Canada.....	\$239,163	Premiums—Ontario (net).....	\$22,931
Liabilities in Canada.....	89,912	Premiums—Canada (net).....	79,210
		Claims—Ontario (net).....	7,451
		Claims—Canada (net).....	30,105

NATIONAL SECURITY INSURANCE COMPANY*

HEAD OFFICE, OMAHA, NEB.

Principal Office in Canada, 80 Richmond St. W., Toronto, Ont.

Manager or Chief Executive Officer in Canada.—H. C. Mills, Toronto.*Chief or General Agent in Ontario.*—H. C. Mills, 80 Richmond St. W., Toronto.*Date of Incorporation.*—Sept. 12, 1914. *Date commenced business in Canada.*—June 10, 1936.

Capital stock paid in cash.....	\$1,000,000	PREMIUMS WRITTEN—CLAIMS INCURRED	
Assets in Canada.....	158,294	Premiums—Ontario (net).....	\$26,757
Liabilities in Canada.....	44,984	Premiums—Canada (net).....	56,635
		Claims—Ontario (net).....	3,387
		Claims—Canada (net).....	20,762

NATIONAL SURETY CORPORATION*

HEAD OFFICE, NEW YORK, N.Y.

Principal Office in Canada, Montreal, Que.

Manager or Chief Executive Officer in Canada.—D. H. Belair, Montreal.*Date of Incorporation.*—Feb. 24, 1897. *Date commenced business in Canada.*—Nov. 30, 1911.

Capital stock paid in cash.....	\$2,500,000	PREMIUMS WRITTEN—CLAIMS INCURRED	
Assets in Canada.....	126,781	Premiums—Ontario (net).....	\$ 137
Liabilities in Canada.....	17,288	Premiums—Canada (net).....	850
		Claims—Ontario (net).....	567
		Claims—Canada (net).....	2,274

NATIONAL UNION FIRE INSURANCE COMPANY*

HEAD OFFICE, PITTSBURGH, PA.

Principal Office in Canada, Toronto, Ont.

Manager or Chief Executive Officer in Canada.—Arthur Tucker, Toronto.*Chief or General Agent in Ontario.*—Arthur Tucker, Metropolitan Bldg., Toronto.*Date of Incorporation.*—Feb. 14, 1901. *Date commenced business in Canada.*—April 17, 1910.

Capital stock paid in cash.....	\$1,100,000	PREMIUMS WRITTEN—CLAIMS INCURRED	
Assets in Canada.....	323,504	Premiums—Ontario (net).....	\$104,536
Liabilities in Canada.....	132,090	Premiums—Canada (net).....	174,852
		Claims—Ontario (net).....	33,065
		Claims—Canada (net).....	58,732

NATIONALE FIRE INSURANCE COMPANY OF PARIS, FRANCE*

HEAD OFFICE, VICHY, FRANCE

Principal Office in Canada, Montreal, Que.

Manager or Chief Executive Officer in Canada.—J. A. Blondeau, Montreal.*Chief or General Agent in Ontario.*—Grover D. Leyland, Metropolitan Bldg., Toronto.*Date of Organization.*—1820. *Date commenced business in Canada.*—February 13, 1914.

Capital stock paid in cash....Frcs.	12,500,000	PREMIUMS WRITTEN—CLAIMS INCURRED	
Assets in Canada.....	\$803,298	Premiums—Ontario (net).....	\$ 47,566
Liabilities in Canada.....	262,885	Premiums—Canada (net).....	230,903
		Claims—Ontario (net).....	24,630
		Claims—Canada (net).....	124,761

*See note on page 1.

NEWARK FIRE INSURANCE COMPANY*

HEAD OFFICE, NEWARK, N.J.

Principal Office in Canada, Montreal, Que.

Manager or Chief Executive Officer in Canada.—R. Forster Smith, Montreal.*Chief or General Agent in Ontario.*—F. L. Flight, 29 Wellington St. E., Toronto.*Date of Incorporation.*—1811. *Date commenced business in Canada.*—March 7, 1918.

Capital stock paid in cash.....	\$2,000,000	PREMIUMS WRITTEN—CLAIMS INCURRED	
Assets in Canada.....	204,202	Premiums—Ontario (net).....	\$ 42,983
Liabilities in Canada.....	96,265	Premiums—Canada (net).....	117,978
		Claims—Ontario (net).....	14,856
		Claims—Canada (net).....	40,196

THE NEW BRUNSWICK FIRE INSURANCE COMPANY*

HEAD OFFICE, NEW BRUNSWICK, N.J.

Principal Office in Canada, 414 St. James St. W., Montreal, Que.

Manager or Chief Executive Officer in Canada.—G. R. Thomson, 414 St. James St. W., Montreal.*Chief or General Agent in Ontario.*—Norman G. Bethune, 15 Toronto St., Toronto.*Date of Incorporation.*—1826. *Date commenced business in Canada.*—1929.

Capital stock paid in cash.....	\$1,000,000	PREMIUMS WRITTEN—CLAIMS INCURRED	
Assets in Canada.....	364,572	†Premiums—Ontario (net).....	Nil
Liabilities in Canada.....	Nil	†Premiums—Canada (net).....	Nil
		†Claims—Ontario (net).....	Nil
		†Claims—Canada (net).....	Nil

NEW ENGLAND FIRE INSURANCE COMPANY*

HEAD OFFICE, PITTSFIELD, MASS.

Principal Office in Canada, Montreal, Que.

Manager or Chief Executive Officer in Canada.—Gordon E. Findlay, Montreal.*Chief or General Agent in Ontario.*—C. H. Harvey, Metropolitan Bldg., Toronto.*Date of Incorporation.*—1919. *Date commenced business in Canada.*—March 16, 1938.

Capital stock paid in cash.....	\$1,000,000	PREMIUMS WRITTEN—CLAIMS INCURRED	
Assets in Canada.....	283,519	†Premiums—Ontario (net).....	\$ 2,164
Liabilities in Canada.....	38,802	Premiums—Canada (net).....	13,247
		Claims—Ontario (net).....	1,086
		Claims—Canada (net).....	6,004

NEW HAMPSHIRE FIRE INSURANCE COMPANY*

HEAD OFFICE, MANCHESTER, N.H.

Principal Office in Canada, Montreal, Que.

Manager or Chief Executive Officer in Canada.—R. de Grandpré, Montreal.*Chief or General Agent in Ontario.*—Geo. R. Browne, 51 Yonge St., Toronto.*Date of Incorporation.*—1869. *Date commenced business in Canada.*—April 15, 1918.

Capital stock paid in cash.....	\$3,000,000	PREMIUMS WRITTEN—CLAIMS INCURRED	
Assets in Canada.....	370,315	Premiums—Ontario (net).....	\$ 49,661
Liabilities in Canada.....	184,082	Premiums—Canada (net).....	217,732
		Claims—Ontario (net).....	11,971
		Claims—Canada (net).....	104,717

NEW YORK FIRE INSURANCE COMPANY*

HEAD OFFICE, NEW YORK, N.Y.

Principal Office in Canada, Montreal, Que.

Manager or Chief Executive Officer in Canada.—J. Marchand, 276 St. James St. W., Montreal.*Chief or General Agent in Ontario.*—C. M. Henderson, Metropolitan Bldg., Toronto.*Date of Incorporation.*—1832. *Date commenced business in Canada.*—October 31, 1929.

Capital stock paid in cash.....	\$1,000,000	PREMIUMS WRITTEN—CLAIMS INCURRED	
Assets in Canada.....	365,998	Premiums—Ontario (net).....	\$ 31,305
Liabilities in Canada.....	206,536	Premiums—Canada (net).....	217,515
		Claims—Ontario (net).....	17,787
		Claims—Canada (net).....	111,639

*See note on page 1.

†Included in Home Insurance Company figures.

NEW YORK UNDERWRITERS INSURANCE COMPANY*

HEAD OFFICE, NEW YORK, N.Y.

Principal Office in Canada, Toronto, Ont.

Manager or Chief Executive Officer in Canada.—R. H. Campion, Toronto.*Chief or General Agent in Ontario.*—R. H. Campion, 201-4 Dominion Bank Bldg., Toronto.*Date of Incorporation.*—July 24, 1925. *Date commenced business in Canada.*—Nov. 11, 1925.

Capital stock paid in cash	\$2,000,000	PREMIUMS WRITTEN—CLAIMS INCURRED	
Assets in Canada	543,070	Premiums—Ontario (net)	\$ 37,901
Liabilities in Canada	117,970	Premiums—Canada (net)	122,855
		Claims—Ontario (net)	7,609
		Claims—Canada (net)	28,147

NIAGARA FIRE INSURANCE COMPANY*

HEAD OFFICE, NEW YORK, N.Y.

Principal Office in Canada, Montreal, Que.

Manager or Chief Executive Officer in Canada.—W. E. Baldwin, Montreal.*Chief or General Agent in Ontario.*—A. C. L. Wildman, 36 Toronto St., Toronto.*Date of Incorporation.*—July, 1850. *Date commenced business in Canada.*—July 19, 1912.

Capital stock paid in cash	\$2,000,000	PREMIUMS WRITTEN—CLAIMS INCURRED	
Assets in Canada	555,823	Premiums—Ontario (net)	\$ 47,762
Liabilities in Canada	105,271	Premiums—Canada (net)	141,366
		Claims—Ontario (net)	14,122
		Claims—Canada (net)	51,878

THE NORTH AMERICAN ACCIDENT INSURANCE COMPANY*

HEAD OFFICE, MONTREAL, QUE.

Officers.—President and General Manager, J. P. Moore, Montreal; Vice-President, B. W. Robinson, Montreal.*Directors.*—M. A. Phelan, J. H. H. Robertson, Miss F. Belanger, J. M. Hudon, C. Prime, J. P. Moore, Dr. D. P. Anderson, L. A. A. Giroux, B. W. Robinson, Montreal.*Chief or General Agent in Ontario.*—Royal Trust Co., Toronto.*Date of Incorporation.*—Aug. 29, 1917. *Date commenced business in Canada.*—Jan. 1, 1918.

Capital stock paid in cash	\$ 91,133	PREMIUMS WRITTEN—CLAIMS INCURRED	
Total assets	248,118	Premiums—Ontario (net)	\$11,445
Total liabilities	41,661	Premiums—Total business (net)	43,420
Surplus protection of policyholders	206,457	Claims—Ontario (net)	3,324
		Claims—Total business (net)	10,053

NORTH BRITISH AND MERCANTILE INSURANCE COMPANY LIMITED*

HEAD OFFICE, LONDON, ENG.

Principal Office in Canada, Montreal, Que.

Manager or Chief Executive Officer in Canada.—E. J. Kay, Montreal.*Chief or General Agent in Ontario.*—S. C. Hopkins, 26 Wellington St. E., Toronto.*Date of Organization.*—1809. *Date commenced business in Canada.*—1862.

Capital stock paid in cash	£3,468,750	PREMIUMS WRITTEN—CLAIMS INCURRED	
Assets in Canada	\$2,661,752	Premiums—Ontario (net)	\$ 373,228
Total liabilities	915,550	Premiums—Canada (net)	1,138,507
		Claims—Ontario (net)	120,267
		Claims—Canada (net)	382,104

THE NORTH EMPIRE FIRE INSURANCE COMPANY*

HEAD OFFICE, MONTREAL, QUE.

Officers.—President and Manager, Wm. Lawrie, Montreal; Vice-President, Donald Taylor, Toronto; Secretary, J. C. Urquhart, Montreal.*Directors.*—J. C. Urquhart, Wm. Lawrie, A. T. Cunningham, Montreal; H. H. Smith, A. B. Adamson, Winnipeg; Donald Taylor, Geo. Weir, Toronto.*Date of Incorporation.*—June 16, 1908. *Date commenced business in Canada.*—Aug. 12, 1909.

Capital stock paid in cash	\$306,030	PREMIUMS WRITTEN—CLAIMS INCURRED	
Total assets	465,259	Premiums—Ontario (net)	\$ 37,484
Total liabilities	122,573	Premiums—Total business (net)	128,575
Surplus protection of policyholders	342,686	Claims—Ontario (net)	11,073
		Claims—Total business (net)	43,605

*See note on page 1.

THE NORTH RIVER INSURANCE COMPANY*

HEAD OFFICE, NEW YORK, N.Y.

Principal Office in Canada, Toronto, Ont.

Manager or Chief Executive Officer in Canada.—Kenneth Thom, Toronto.*Chief or General Agent in Ontario.*—Kenneth Thom, 16-22 Wellington St. E., Toronto.*Date of Incorporation.*—Feb. 6, 1822. *Date commenced business in Canada.*—March 20, 1926.

Capital stock paid in cash.....	\$2,000,000
Assets in Canada.....	359,891
Liabilities in Canada.....	99,369

PREMIUMS WRITTEN—CLAIMS INCURRED	
Premiums—Ontario (net).....	\$ 57,116
Premiums—Canada (net).....	121,412
Claims—Ontario (net).....	9,862
Claims—Canada (net).....	45,049

NORTHWEST CASUALTY COMPANY*

HEAD OFFICE, SEATTLE, WASH.

Principal Office in Canada, Vancouver, B.C.

Manager or Chief Executive Officer in Canada.—D. R. Thomson, Vancouver.*Chief or General Agent in Ontario.*—D. G. McPherson, Imperial Bldg., Hamilton.*Date of Incorporation.*—April 1, 1928. *Date commenced business in Canada.*—Feb. 17, 1930.

Capital stock paid in cash.....	\$400,000
Assets in Canada.....	177,467
Liabilities in Canada.....	82,926

PREMIUMS WRITTEN—CLAIMS INCURRED	
Premiums—Ontario (net).....	\$ 67,258
Premiums—Canada (net).....	105,459
Claims—Ontario (net).....	25,438
Claims—Canada (net).....	41,062

THE NORTH WEST FIRE INSURANCE COMPANY*

HEAD OFFICE, WINNIPEG, MAN.

Officers.—President, N. J. Breen, Winnipeg; Vice-President, A. W. Chapman, Winnipeg; General Manager, A. C. Hall, Montreal; Secretary, N. J. Black.*Directors.*—W. A. Hastings, C. E. Drewry, Robt. McKay, N. J. Breen, A. W. Chapman, J. D. McDonald, Winnipeg.*Chief or General Agent in Ontario.*—H. S. Sweatman, Toronto.*Date of Incorporation.*—1880. *Date commenced business in Canada.*—February 6, 1912†.

Capital stock paid in cash.....	\$100,000
Total assets.....	534,911
Total liabilities.....	62,968
Surplus protection of policyholders.....	471,943

PREMIUMS WRITTEN—CLAIMS INCURRED	
Premiums—Ontario (net).....	\$21,066
Premiums—Total business (net).....	57,984
Claims—Ontario (net).....	6,765
Claims—Total business (net).....	17,437

THE NORTHERN ASSURANCE COMPANY, LIMITED*

HEAD OFFICE, LONDON, ENG.

Principal Office in Canada, Montreal, Que.

Manager or Chief Executive Officer in Canada.—A. Hurry, Montreal.*Chief or General Agent in Ontario.*—Messrs. Reed, Shaw & McNaught, 64 Wellington St. W., Toronto.*Date of Organization.*—June 2, 1836. *Date commenced business in Canada.*—1867.

Capital stock paid in cash.....	£904,161
Assets in Canada.....	\$992,622
Liabilities in Canada.....	552,068

PREMIUMS WRITTEN—CLAIMS INCURRED	
Premiums—Ontario (net).....	\$308,371
Premiums—Canada (net).....	793,062
Claims—Ontario (net).....	104,901
Claims—Canada (net).....	309,251

THE NORTHERN LIFE ASSURANCE COMPANY OF CANADA*

HEAD OFFICE, LONDON, ONT.

Officers.—President, R. G. Ivey, London; Vice-President, W. E. Robinson, London; General Manager, G. W. Geddes, London; Secretary, R. C. Balfour, London; Actuary, H. L. Sharpe.*Directors.*—Maj. Gordon J. Ingram, Frank A. McCormick, James E. McConnell, John S. Moore, W. E. Robinson, Ray Lawson, Dr. S. Thompson, J. G. Thompson, R. G. Ivey, London.*Date of Incorporation.*—July 23, 1894. *Date commenced business in Canada.*—1897.

Capital stock paid in cash.....	\$ 250,000
Total assets.....	12,244,906
Ontario business in force (gross).....	22,550,419
Total business in force (gross).....	52,714,290

PREMIUMS AND DISBURSEMENTS	
Premiums—Ontario (net).....	\$ 591,948
Premiums—Total business (net).....	1,400,285
Total disbursements to policyholders (net)—In Ontario.....	355,052
Total business.....	875,056

*See note on page 1.

†Prior to this date business limited under Provincial Charter to Province of Manitoba only.

NORTHWESTERN NATIONAL INSURANCE COMPANY*

HEAD OFFICE, MILWAUKEE, WIS.

Principal Office in Canada, Toronto, Ont.

Manager or Chief Executive Officer in Canada.—R. H. L. Massie, Toronto.*Chief or General Agent in Ontario.*—R. H. L. Massie, 465 Bay St., Toronto.*Date of Incorporation.*—Feb. 20, 1869. *Date commenced business in Canada.*—July 31, 1911.

Capital stock paid in cash.....	\$2,000,000	PREMIUMS WRITTEN—CLAIMS INCURRED	
Assets in Canada.....	356,738	Premiums—Ontario (net).....	\$ 69,966
Liabilities in Canada.....	155,320	Premiums—Canada (net).....	147,895
		Claims—Ontario (net).....	19,331
		Claims—Canada (net).....	58,912

NORWICH UNION FIRE INSURANCE SOCIETY, LIMITED*

HEAD OFFICE, NORWICH, ENG.

Principal Office in Canada, Toronto, Ont.

Manager or Chief Executive Officer in Canada.—E. M. Whitley, Toronto.*Chief or General Agent in Ontario.*—E. M. Whitley, 12 Wellington St. E., Toronto.*Date of Organization.*—1797. *Date commenced business in Canada.*—April, 1880.

Capital stock paid in cash.....	£1,100,000	PREMIUMS WRITTEN—CLAIMS INCURRED	
Debenture stock (Norwich & London).....	£429,455	Premiums—Ontario (net).....	\$ 758,274
Assets in Canada.....	\$1,961,442	Premiums—Canada (net).....	1,622,006
Liabilities in Canada.....	1,199,430	Claims—Ontario (net).....	237,017
		Claims—Canada (net).....	576,559

THE OCCIDENTAL FIRE INSURANCE COMPANY*

HEAD OFFICE, MONTREAL, QUE.

Officers.—President and Manager, E. J. Kay, Montreal; Vice-President, H. M. Jaquays, Montreal.*Directors.*—Brig.-Gen. J. B. White, D.S.O., H. M. Jaquays, E. J. Kay, L. Macfarlane, J. B. Woodyatt, Montreal.*Chief or General Agent in Ontario.*—S. C. Hopkins, 26 Wellington St. E., Toronto.*Date of Incorporation.*—1902. *Date commenced business in Canada.*—May 5, 1909†.

Capital stock paid in cash.....	\$ 200,000	PREMIUMS WRITTEN—CLAIMS INCURRED	
Total assets.....	1,602,916	Premiums—Ontario (net).....	\$ 64,157
Total liabilities.....	224,930	Premiums—Total business (net).....	147,779
Surplus protection of policyholders.....	1,377,985	Claims—Ontario (net).....	19,298
		Claims—Total business (net).....	42,397

OCCIDENTAL LIFE INSURANCE COMPANY*

HEAD OFFICE, LOS ANGELES, CAL.

Principal Office in Canada, London, Ont.

Manager or Chief Executive Officer in Canada.—W. L. Miller, London.*Chief or General Agent in Ontario.*—J. S. Hodgins, London.*Date of Incorporation.*—June 30, 1906. *Date commenced business in Canada.*—June 28, 1928.

Capital stock paid in cash.....	\$ 1,000,000	PREMIUMS AND DISBURSEMENTS	
<i>Life:</i>		<i>Life:</i>	
Assets in Canada.....	1,882,310	Premiums—Ontario (net).....	\$146,278
Ontario business in force (gross)...	9,187,807	Premiums—Canada (net).....	503,962
Canadian business in force (gross)...	30,845,344	Total disbursements to policyholders (net)—In Ontario.....	37,160
		In Canada.....	150,432
		PREMIUMS WRITTEN—CLAIMS INCURRED	
<i>Other than Life:</i>		<i>Other than Life:</i>	
Assets in Canada.....	77,299	Premiums—Ontario (net).....	1,617
Liabilities in Canada.....	3,522	Premiums—Canada (net).....	5,332
		Claims—Ontario (net).....	Nil
		Claims—Canada (net).....	495

*See note on page 1.

†Prior to this date business limited under Provincial Charter to Province of Manitoba only.

THE OCEAN ACCIDENT & GUARANTEE CORPORATION, LIMITED*

HEAD OFFICE, LONDON, ENG.

Principal Office in Canada, Montreal, Que.

Manager or Chief Executive Officer in Canada.—A. C. Hall, Montreal.*Chief or General Agent in Ontario.*—H. J. Kerr, Federal Bldg., Toronto.*Date of Incorporation.*—1871. *Date commenced business in Canada.*—September 1, 1895.

Capital stock paid in cash.....	£172,308	PREMIUMS WRITTEN—CLAIMS INCURRED	
Assets in Canada.....	\$1,497,056	Premiums—Ontario (net).....	\$ 506,112
Liabilities in Canada.....	871,919	Premiums—Canada (net).....	1,055,512
		Claims—Ontario (net).....	214,627
		Claims—Canada (net).....	424,863

THE PACIFIC COAST FIRE INSURANCE COMPANY*

HEAD OFFICE, VANCOUVER, B.C.

Officers.—President, W. H. Malkin, Vancouver; Managing Director, T. W. Greer, Vancouver.
Directors.—R. Gelletly, C. Spencer, W. H. Malkin, T. W. Greer, Vancouver; G. M. Black, Winnipeg; H. J. Tapscott, London, Eng.

Chief or General Agent in Ontario.—Reed, Shaw & McNaught, 64 Wellington St. W., Toronto.*Date of Incorporation.*—1890. *Date commenced business in Canada.*—November 5, 1908†.

Capital stock paid in cash.....	\$ 750,000	PREMIUMS WRITTEN—CLAIMS INCURRED	
Total assets.....	3,416,208	Premiums—Ontario (net).....	\$ 65,336
Total liabilities.....	1,577,750	Premiums—Total business (net)..	1,490,297
Surplus protection of policyholders.	1,838,458	Claims—Ontario (net).....	25,021
		Claims—Total business (net)....	803,927

PACIFIC FIRE INSURANCE COMPANY*

HEAD OFFICE, NEW YORK, N.Y.

Principal Office in Canada, Toronto, Ont.

Manager or Chief Executive Officer in Canada.—H. Begg, Toronto.*Chief or General Agent in Ontario.*—H. Begg, 14 Toronto St., Toronto.*Date of Incorporation.*—1851. *Date commenced business in Canada.*—May 10, 1921.

Capital stock paid in cash.....	\$1,000,000	PREMIUMS WRITTEN—CLAIMS INCURRED	
Assets in Canada.....	307,756	Premiums—Ontario (net).....	\$ 61,110
Liabilities in Canada.....	117,454	Premiums—Canada (net).....	142,853
		Claims—Ontario (net).....	9,872
		Claims—Canada (net).....	81,692

PALATINE INSURANCE COMPANY, LIMITED*

HEAD OFFICE, LONDON, ENG.

Principal Office in Canada, Montreal, Que.

Manager or Chief Executive Officer in Canada.—A. C. Hall, Montreal.*Chief or General Agent in Ontario.*—H. J. Kerr, Federal Bldg., Toronto.*Date of Incorporation.*—Aug. 22, 1900. *Date commenced business in Canada.*—March 27, 1912

Capital stock paid in cash.....	£200,000	PREMIUMS WRITTEN—CLAIMS INCURRED	
Assets in Canada.....	\$365,452	Premiums—Ontario (net).....	\$ 86,849
Liabilities in Canada.....	184,954	Premiums—Canada (net).....	216,869
		Claims—Ontario (net).....	34,237
		Claims—Canada (net).....	77,269

PATRIOTIC ASSURANCE COMPANY, LIMITED*

HEAD OFFICE, DUBLIN, IRELAND

Principal Office in Canada, Toronto, Ont.

Manager or Chief Executive Officer in Canada.—R. L. Stalling, Toronto.*Chief or General Agent in Ontario.*—R. L. Stalling, 15 Wellington St. E., Toronto.*Date of Organization.*—1824. *Date commenced business in Canada.*—April 11, 1921.

Capital stock paid in cash.....	\$729,900	PREMIUMS WRITTEN—CLAIMS INCURRED	
Assets in Canada.....	213,608	Premiums—Ontario (net).....	\$ 42,297
Liabilities in Canada.....	123,412	Premiums—Canada (net).....	144,221
		Claims—Ontario (net).....	9,620
		Claims—Canada (net).....	60,738

*See note on page 1.

†Prior to this date business limited under Provincial Charter to Prov. of British Columbia only.

PEARL ASSURANCE COMPANY, LIMITED*

HEAD OFFICE, LONDON, ENG.

Principal Office in Canada, Toronto, Ont.

Manager or Chief Executive Officer in Canada.—W. C. Butler, Toronto.*Chief or General Agent in Ontario.*—W. C. Butler, 80 Richmond St. W., Toronto.*Date of Incorporation.*—1864. *Date commenced business in Canada.*—1927.

Capital stock paid in cash	£1,500,000	PREMIUMS WRITTEN—CLAIMS INCURRED	
Assets in Canada	\$1,004,225	Premiums—Ontario (net)	\$327,030
Liabilities in Canada	183,034	Premiums—Canada (net)	694,062
		Claims—Ontario (net)	132,706
		Claims—Canada (net)	302,109

THE PHENIX FIRE INSURANCE COMPANY OF PARIS, FRANCE*

HEAD OFFICE, CLERMONT-FERRAND, FRANCE

Principal Office in Canada, Montreal, Que.

Manager or Chief Executive Officer in Canada.—Anselme Samoisette, Montreal.*Chief or General Agent in Ontario.*—Fred Midgley, 45 Richmond St. W., Toronto.*Date of Organization.*—1819. *Date commenced business in Canada.*—March 20, 1915.

Capital stock paid in cash	Frs. 16,000,000	PREMIUMS WRITTEN—CLAIMS INCURRED	
Assets in Canada	\$462,982	Premiums—Ontario (net)	\$ 14,368
Liabilities in Canada	112,830	Premiums—Canada (net)	106,799
		Claims—Ontario (net)	4,541
		Claims—Canada (net)	57,181

PHILADELPHIA FIRE & MARINE INSURANCE COMPANY*

HEAD OFFICE, PHILADELPHIA, PA.

Principal Office in Canada, Toronto, Ont.

Manager or Chief Executive Officer in Canada.—H. C. Mills, Toronto.*Chief or General Agent in Ontario.*—H. C. Mills, 80 Richmond St. W., Toronto.*Date of Incorporation.*—May, 1923. *Date commenced business in Canada.*—April 1, 1930.

Capital stock paid in cash	\$1,000,000	PREMIUMS WRITTEN—CLAIMS INCURRED	
Assets in Canada	306,587	Premiums—Ontario (net)	\$17,445
Liabilities in Canada	60,038	Premiums—Canada (net)	69,302
		Claims—Ontario (net)	5,070
		Claims—Canada (net)	12,897

PHOENIX ASSURANCE COMPANY, LIMITED, OF LONDON, ENGLAND*

HEAD OFFICE, LONDON, ENG.

Principal Office in Canada, Montreal, Que.

Manager or Chief Executive Officer in Canada.—William Lawrie, Montreal.*Chief or General Agent in Ontario.*—Donald Taylor, 465 Bay St., Toronto.*Date of Organization.*—1782. *Date commenced business in Canada.*—1804.

Capital stock paid in cash	£1,005,000	PREMIUMS WRITTEN—CLAIMS INCURRED	
<i>Other than Life:</i>		<i>Other than Life:</i>	
Assets in Canada	\$2,744,960	Premiums—Ontario (net)	\$ 359,951
Liabilities in Canada	1,145,315	Premiums—Canada (net)	1,502,757
		Claims—Ontario (net)	154,565
		Claims—Canada (net)	571,639

THE PHOENIX INSURANCE COMPANY OF HARTFORD*

HEAD OFFICE, HARTFORD, CONN.

Principal Office in Canada, Montreal, Que.

Manager or Chief Executive Officer in Canada.—S. M. Elliott, Montreal.*Chief or General Agent in Ontario.*—B. J. G. Davies, 10 Adelaide St. E., Toronto.*Date of Incorporation.*—May 31, 1854. *Date commenced business in Canada.*—May 20, 1890

Capital stock paid in cash	\$6,000,000	PREMIUMS WRITTEN—CLAIMS INCURRED	
Assets in Canada	720,836	Premiums—Ontario (net)	\$153,844
Liabilities in Canada	319,548	Premiums—Canada (net)	455,754
		Claims—Ontario (net)	44,907
		Claims—Canada (net)	249,389

*See note on page 1.

PILOT INSURANCE COMPANY

HEAD OFFICE, 199 BAY ST., TORONTO, ONT.

Incorporated.—April 2, 1927. *Date commenced business.*—April 20, 1927.

Officers.—President, Charles C. Bowen; Vice-Presidents, F. S. Brown, L. K. Kirk, N. G. Duffett; Secretary, H. E. Wittick; General Manager, Norman G. Duffett; Treasurer, Ralph E. Burks.

Directors (as at date of filing statement).—D. M. Ferry, Jr., W. D. Bonthron, Chas. C. Bowen, F. S. Brown, Ralph E. Burks, Otway Conard, E. F. Crossland, John S. Dowling, N. G. Duffett, S. Fred Duncan, Alex. Fasken, George Hancock, L. K. Kirk, Ralph H. Platts, R. A. Robertson.

Auditors.—Edwards, Morgan & Co., 10 Adelaide St. E., Toronto.

Statement for the Year Ended December 31, 1941

Capital Stock

	AMOUNT SUBSCRIBED FOR	AMOUNT PAID IN CASH
Amount of capital stock authorized, \$300,000.		
No. of shares, 15,000. Par value, \$20.		
Capital stock at beginning of year.....	\$204,500 00	\$204,500 00
Capital stock at end of year.....	\$204,500 00	\$204,500 00

Premium on Capital Stock

Total amount paid as premium on capital stock at beginning of year.....	\$426,892 50
Total amount paid to December 31, 1941.....	\$426,892 50

Balance Sheet—Assets

Amortized book value of bonds, debentures and debenture stocks—not in default..	\$863,796 16
Cash on hand and in banks.....	60,127 11
Interest accrued.....	5,147 39
Agents' balances and premiums uncollected:	
Written on or after October 1, 1941.....	\$ 80,739 83
Premiums due from reinsuring companies:	
Written on or after October 1, 1941.....	8 50
Amount due from reinsurance on losses already paid.....	80,748 33
Profit-sharing commission on fire reinsurance.....	663 69
Cash surrender value of life insurance policy.....	2,289 50
	3,200 00
TOTAL ADMITTED ASSETS.....	\$1,015,972 18

Balance Sheet—Liabilities

	IN CANADA	TOTAL LIABILITIES
Total provision for unpaid claims.....	\$119,594 24	\$119,594 24
Adjustment expenses of said claims.....	820 25	820 25
Total net reserve, \$332,334.10; carried out at 80% thereof.....	265,867 28	265,867 28
Expenses due and accrued.....		4,035 29
Taxes due and accrued.....		38,250 76
Reinsurance premiums.....		6,633 61
Return premiums and balances due agents.....		139 30
Investment reserves.....		25,000 00
TOTAL LIABILITIES (excluding capital stock).....		\$460,340 73
Capital stock paid in cash.....	\$204,500 00	
Surplus in profit and loss account.....	351,131 45	
Excess of assets over liabilities (surplus for protection of policyholders).....		555,631 45
TOTAL LIABILITIES.....		\$1,015,972 18

Profit and Loss Account

		IN CANADA AND ALL BUSINESS
Net premiums written.....		\$622,699 49
Reserve of unearned premiums (80%):		
At beginning of year.....	\$235,876 66	
At end of year.....	265,867 28	
Increase.....		29,990 62
Net premiums earned.....		\$592,708 87
Net claims incurred.....	\$244,973 53	
Net adjustment expenses incurred.....	2,016 83	
Commissions.....	147,877 38	
Taxes.....	14,976 66	
Salaries, fees and travelling expenses.....	87,726 37	
All other expenses.....	37,308 64	
Total claims and expenses.....		534,879 41
Underwriting profit.....		\$ 57,829 46

Other revenue:			
Interest earned—cash and accruals		\$ 27,430 30	
Adjustment by amortization		3,788 50	
			\$ 23,641 80
Bad debts recovered previously written off			50 43
Profit on sale of securities and real estate			3,976 33
			<u>27,668 56</u>
			\$ 85,498 02
Other expenditure:			
Income and excess profits taxes		\$ 29,215 11	
Investment expenses		557 64	
Premium on endowment insurance (net)		201 50	
			<u>29,974 25</u>
NET PROFIT FOR THE YEAR			<u>\$ 55,523 77</u>

Surplus for Protection of Policyholders

Surplus of assets over liabilities (excluding capital stock from liabilities) at beginning of year	\$531,211 31
Net profit for the year brought down	55,523 77
	<u>\$586,735 08</u>
Dividends declared to shareholders	30,675 00
	<u>\$556,060 08</u>
Deduct increase in unadmitted ledger assets	428 63
	<u>\$555,631 45</u>

Summary of Risks—Fire

	IN ONTARIO	ALL BUSINESS
Gross in force, December 31, 1940	\$23,923,532	\$23,923,532
Taken in 1941, including renewed	15,709,705	15,709,705
Totals	<u>\$39,633,237</u>	<u>\$39,633,237</u>
Ceased in 1941, including renewed	9,803,785	9,803,785
Gross in force, December 31, 1941	\$29,829,452	\$29,829,452
Reinsurance in force, December 31, 1941	7,776,144	7,776,144
NET IN FORCE, DECEMBER 31, 1941	<u>\$22,053,308</u>	<u>\$22,053,308</u>

Exhibit of Premiums in Force in Canada

CLASS OF INSURANCE	GROSS IN FORCE AT END OF 1940		TAKEN IN 1941, NEW AND RENEWED		CEASED IN 1941, INCLUDING RENEWED		GROSS IN FORCE AT END OF 1941		REINSURANCE	NET IN FORCE AT END OF 1941		
	\$	c.	\$	c.	\$	c.	\$	c.		\$	c.	
Fire	146,080	45	104,322	35	83,627	74	166,775	06	54,757	72	112,017	34
Automobile	547,175	23	684,318	33	648,579	93	582,913	63	41,169	50	541,744	13
Accident—Personal	1,125	00	1,482	50	1,327	50	1,280	00			1,280	00
Accident—Public Liab.	4,065	81	5,937	21	5,785	55	4,217	47	1,129	60	3,087	87
Accident—Emp. Liab.	891	73	917	03	1,118	95	689	81	92	55	597	26
Guarantee	3,511	48	5,976	92	3,797	79	5,690	61	3,397	10	2,293	51
Inland Transportation	2,146	29	2,331	21	2,353	95	2,123	55			2,123	55
Plate Glass	7,184	21	4,584	49	4,613	17	7,155	53			7,155	53
Theft	6,126	84	3,815	34	4,337	30	5,604	88	287	24	5,317	64
TOTALS	718,307	04	813,685	38	755,541	88	776,450	54	100,833	71	675,616	83

THE PIONEER INSURANCE COMPANY*

HEAD OFFICE, MONTREAL, QUE.

Officers.—President and Manager, James Matson, Montreal; Vice-President and Secretary, Percy M. May, Montreal.

Directors.—R. P. Adams, Wm. Norman Clelland, E. F. Sise, Hon. R. O. Grothe, M.L.C., P. M. May, James Matson, Montreal; D. C. MacLachlan, Toronto; J. D. Simpson, F. J. Williams, Liverpool, Eng.

Chief or General Agent in Ontario.—F. L. Flight, 29 Wellington St. E., Toronto.

Date of Incorporation.—June 15, 1926. *Date commenced business in Canada.*—Jan. 20, 1927.

Capital stock paid in cash	\$311,750	PREMIUMS WRITTEN—CLAIMS INCURRED	
Assets in Canada	509,266	Premiums—Ontario (net)	\$29,661
Liabilities in Canada	94,022	Premiums—Total business (net)	82,414
Surplus protection of policyholders	415,245	Claims—Ontario (net)	10,282
		Claims—Total business (net)	27,574

*See note on page 1.

PLANET ASSURANCE COMPANY, LIMITED*

HEAD OFFICE, LONDON, ENG.

Principal Office in Canada, Toronto, Ont.

Manager or Chief Executive Officer in Canada.—R. L. Stailing, Toronto.*Chief or General Agent in Ontario.*—R. L. Stailing, 15 Wellington St. E., Toronto.*Date of Incorporation.*—January 20, 1920. *Date commenced business in Canada.*—1928.

Capital stock paid in cash.....	\$729,900	PREMIUMS WRITTEN—CLAIMS INCURRED	
Assets in Canada.....	166,127	Premiums—Ontario (net).....	\$ 31,817
Liabilities in Canada.....	89,370	Premiums—Canada (net).....	104,011
		Claims—Ontario (net).....	8,752
		Claims—Canada (net).....	38,078

THE PROTECTIVE ASSOCIATION OF CANADA*

HEAD OFFICE, GRANBY, QUE.

Officers.—President, E. E. Gleason, Granby; Vice-President, N. R. Mitchell, Granby; Secretary, W. W. D. Brack, Granby; Treasurer, W. R. Bradford, Granby; General Manager, J. G. Fuller, Granby.

Directors.—J. G. Fuller, N. R. Mitchell, K. A. Cowley, M.D., W. W. D. Brack, E. E. Gleason, W. R. Bradford, Granby; Geo. H. Sherwood, Toronto.

Chief or General Agent in Ontario.—W. R. Bell, 53 Yonge St. Arcade, Toronto.*Date of Incorporation.*—April 12, 1907. *Date commenced business in Canada.*—June 18, 1907.

Capital stock paid in cash.....	\$ 50,000	PREMIUMS WRITTEN—CLAIMS INCURRED	
Total assets.....	321,335	Premiums—Ontario (net).....	\$193,233
Total liabilities.....	165,582	Premiums—Total business (net)..	341,892
Surplus protection of policyholders.	155,752	Claims—Ontario (net).....	140,897
		Claims—Total business (net)....	240,253

PROVIDENCE WASHINGTON INSURANCE COMPANY*

HEAD OFFICE, PROVIDENCE, R.I.

Principal Office in Canada, Montreal, Que.

Manager or Chief Executive Officer in Canada.—S. M. Elliott, Montreal.*Chief or General Agent in Ontario.*—B. J. G. Davies, 10 Adelaide St. E., Toronto.*Date of Incorporation.*—1799. *Date commenced business in Canada.*—January 9, 1912.

Capital stock paid in cash.....	\$3,000,000	PREMIUMS WRITTEN—CLAIMS INCURRED	
Assets in Canada.....	421,471	Premiums—Ontario (net).....	\$ 62,569
Liabilities in Canada.....	153,594	Premiums—Canada (net).....	303,233
		Claims—Ontario (net).....	16,030
		Claims—Canada (net).....	123,710

PROVINCIAL INSURANCE COMPANY, LIMITED*

HEAD OFFICE, KENDAL, ENG.

Principal Office in Canada, Montreal, Que.

Manager or Chief Executive Officer in Canada.—Willis, Faber & Co. Ltd., Montreal.*Chief or General Agent in Ontario.*—H. Begg, 14 Toronto St., Toronto.*Date of Organization.*—Oct. 17, 1903. *Date commenced business in Canada.*—Dec. 19, 1910.

Capital stock paid in cash.....	£200,000	PREMIUMS WRITTEN—CLAIMS INCURRED	
Assets in Canada.....	\$769,950	Premiums—Ontario (net).....	\$131,593
Liabilities in Canada.....	415,268	Premiums—Canada (net).....	471,749
		Claims—Ontario (net).....	65,552
		Claims—Canada (net).....	216,499

*See note on page 1.

THE PRUDENTIAL ASSURANCE COMPANY, LIMITED*

HEAD OFFICE, LONDON, ENG.

Principal Office in Canada, Montreal, Que.

Managers or Chief Executive Officers in Canada.—W. G. Wilson and P. C. Capon, 465 St. John St., Montreal.

Chief or General Agent for Ontario.—N. E. Cowan, 402 Canada Permanent Bldg., Toronto.

Date of Organization.—1848. *Date commenced business in Canada.*—September 1, 1923.

Capital stock paid in cash. £1,150,000

PREMIUMS AND DISBURSEMENTS

Life:
 Assets in Canada. \$ 7,688,453
 Ontario business in force (gross). . . 18,051,647
 Canadian business in force (gross). . 39,586,967

Life:
 Premiums—Ontario (net) \$ 600,268
 Premiums—Canada (net) 1,326,262
 Total disbursements to policyholders (net)—In Ontario 145,239
 In Canada 388,690

Other than Life:
 Assets in Canada. 2,172,061
 Liabilities in Canada. 1,313,851

PREMIUMS WRITTEN—CLAIMS INCURRED

Other than Life:
 Premiums—Ontario (net) 621,166
 Premiums—Canada (net) 1,531,225
 Claims—Ontario (net) 251,160
 Claims—Canada (net) 584,492

QUEBEC FIRE ASSURANCE COMPANY*

HEAD OFFICE, QUEBEC, QUE.

Officers.—President, J. T. Ross; Vice-President, J. K. Leonard; Secretary and Chief Agent, G. H. Henderson.

Directors.—J. T. Ross, A. S. Booth, C. M. Horswell, W. R. Houghton, Y. Montreuil, J. K. Leonard, W. L. White, P. L. Waylett.

Chief or General Agent in Ontario.—W. R. Houghton, 19 Richmond St. W., Toronto.

Date of Organization.—April 2, 1818. *Date commenced business in Canada.*—1818.

Capital stock paid in cash. \$125,000
 Total assets. 663,793
 Total liabilities. 129,135
 Surplus protection of policyholders. . 534,658

PREMIUMS WRITTEN—CLAIMS INCURRED

Premiums—Ontario (net) \$ 23,393
 Premiums—Total business (net).. . . 107,935
 Claims—Ontario (net) 7,232
 Claims—Total business (net) 46,758

THE QUEEN CITY FIRE INSURANCE COMPANY

HEAD OFFICE, 19 RICHMOND ST. W., TORONTO, ONT.

Incorporated.—February 15, 1871 (Bill No. 52). *Date commenced business.*—July 1, 1871.

Officers.—President, W. R. Houghton; Vice-President, Joseph Walmsley; Secretary, P. Lyle Waylett.

Directors.—Charles M. Horswell, Wilfred R. Houghton, Joseph Walmsley, P. Lyle Waylett, W. L. White.

Auditors.—H. T. Jamieson & Company, C.A., Toronto.

Statement for the Year Ended December 31, 1941

	Capital Stock	
	AMOUNT SUBSCRIBED FOR	AMOUNT PAID IN CASH
Amount of capital stock authorized, \$250,000.		
No. of shares, 5,000. Par value, \$50.		
Capital stock at beginning of year.	\$100,000 00	\$100,000 00
Capital stock at end of year.	\$100,000 00	\$100,000 00

*See note on page 1.

Balance Sheet—Assets

Book value of real estate held for sale.....		\$ 20,000 00
Amortized book value of bonds, debentures and debenture stocks—not in default..		654,856 63
Book value of stocks.....		24,035 00
Cash on hand and in banks.....		54,330 65
Interest accrued.....	\$ 7,811 75	
Dividends due.....	380 00	
Rents accrued.....	75 00	
		<u>8,266 75</u>
Agents' balances and premiums uncollected:		
Written on or after October 1, 1941.....	\$ 8,247 91	
Premiums due from reinsuring companies:		
Written on or after October 1, 1941.....	1,254 92	
		<u>9,502 83</u>
TOTAL ADMITTED ASSETS.....		<u>\$770,991 86</u>

Balance Sheet—Liabilities

	IN CANADA	TOTAL LIABILITIES
Total provision for unpaid claims.....	\$ 2,139 00	\$ 2,139 00
Adjustment expenses of said claims.....	127 00	127 00
Total net reserve, \$57,566.18; carried out at 80% thereof.....	<u>46,052 94</u>	<u>46,052 94</u>
Expenses due and accrued.....		200 00
Taxes due and accrued.....		13,895 50
Reinsurance premiums.....		673 20
Return premiums and balances due agents.....		853 36
Taxes and expenses accrued on real estate.....		503 75
		<u>\$ 64,444 75</u>
TOTAL LIABILITIES (excluding capital stock).....		<u>\$ 64,444 75</u>
Capital stock paid in cash.....	\$100,000 00	
Reserve fund.....	250,000 00	
Surplus in profit and loss account.....	<u>356,547 11</u>	
Excess of assets over liabilities (surplus for protection of policyholders).....		<u>706,547 11</u>
TOTAL LIABILITIES.....		<u>\$770,991 86</u>

Profit and Loss Account

	IN CANADA AND ALL BUSINESS
Net premiums written.....	\$ 50,881 47
Reserve of unearned premiums (80%):	
At beginning of year.....	\$ 44,265 19
At end of year.....	<u>46,052 94</u>
Increase.....	<u>1,787 75</u>
Net premiums earned.....	<u>\$ 49,093 72</u>
Net claims incurred.....	\$ 18,997 12
Net adjustment expenses incurred.....	1,160 08
Commissions.....	14,660 25
Taxes.....	1,491 16
Salaries, fees and travelling expenses.....	6,760 35
Management fee.....	106 61
All other expenses.....	<u>3,360 82</u>
Total claims and expenses.....	<u>46,536 39</u>
Underwriting profit.....	<u>\$ 2,557 33</u>
Other revenue:	
Interest earned—cash and accruals.....	\$ 30,416 38
Adjustment by amortization.....	<u>434 00</u>
Dividends earned.....	\$ 29,981 72
Net rents earned.....	1,520 00
Profit on sale of securities and real estate.....	364 25
Profit on sale of securities and real estate.....	2,740 64
Cheques cancelled.....	<u>67 53</u>
	<u>34,674 14</u>
	<u>\$ 37,231 47</u>
Other expenditure:	
Income and excess profits taxes.....	\$ 13,022 73
Increase in deficiency of market under book value of securities..	2,945 00
Investment expenses.....	<u>72 96</u>
	<u>16,040 69</u>
NET PROFIT FOR THE YEAR.....	<u>\$ 21,190 78</u>

Surplus for Protection of Policyholders

Surplus of assets over liabilities (excluding capital stock from liabilities) at beginning of year.....	\$735,685 09
Net profit for the year brought down.....	21,190 78
	<hr/> \$756,875 87
Dividends declared to shareholders.....	50,000 00
	<hr/> \$706,875 87
Deduct increase in unadmitted ledger assets.....	328 76
	<hr/> \$706,547 11
SURPLUS OF ASSETS OVER LIABILITIES (excluding capital stock from liabilities) AT END OF YEAR.....	\$706,547 11

Summary of Risks—Fire

	IN ONTARIO	ELSEWHERE	ALL BUSINESS
Gross in force, December 31, 1940.....	\$21,932,546	\$15,125	\$21,947,671
Taken in 1941, new and renewed.....	11,785,177	11,135	11,796,312
	<hr/> \$33,717,723	<hr/> \$26,260	<hr/> \$33,743,983
Ceased in 1941, including renewed.....	13,924,364	11,510	13,935,874
	<hr/> \$19,793,359	<hr/> \$14,750	<hr/> \$19,808,109
Gross in force, December 31, 1941.....	\$19,793,359	\$14,750	\$19,808,109
Reinsurance in force, December 31, 1941.....	673,875	5,500	679,375
	<hr/> \$19,119,484	<hr/> \$ 9,250	<hr/> \$19,128,734
NET IN FORCE, DECEMBER 31, 1941.....	\$19,119,484	\$ 9,250	\$19,128,734

Exhibit of Premiums in Force in Canada

CLASS OF INSURANCE	GROSS IN FORCE AT END OF 1940		TAKEN IN 1941, NEW AND RENEWED		CEASED IN 1941, INCLUDING RENEWED		GROSS IN FORCE AT END OF 1941		REINSURANCE	NET IN FORCE AT END OF 1941		
	\$	c.	\$	c.	\$	c.	\$	c.		\$	c.	
Fire.....	117,195	67	65,333	32	69,452	30	113,076	69	5,214	72	107,861	97
Explosion.....	106	25	293	15	6	57	392	83			392	83
Sprinkler Leakage.....	80	50	281	75	161	00	201	25			201	25
TOTALS.....	117,382	42	65,908	22	69,619	87	113,670	77	5,214	72	108,456	05

QUEEN INSURANCE COMPANY OF AMERICA*

HEAD OFFICE, NEW YORK, N.Y.

Principal Office in Canada, Montreal, Que.

Manager or Chief Executive Officer in Canada.—R. Forster Smith, Montreal.

Chief or General Agent in Ontario.—F. L. Flight, 29 Wellington St. E., Toronto.

Date of Incorporation.—Sept. 11, 1891. Date commenced business in Canada.—Nov. 1, 1891.

Capital stock paid in cash.....	\$5,000,000	PREMIUMS WRITTEN—CLAIMS INCURRED	
Assets in Canada.....	794,935	Premiums—Ontario (net).....	\$184,888
Liabilities in Canada.....	430,952	Premiums—Canada (net).....	488,987
		Claims—Ontario (net).....	55,371
		Claims—Canada (net).....	154,418

RAILWAY PASSENGERS ASSURANCE COMPANY*

HEAD OFFICE, LONDON, ENG.

Principal Office in Canada, Montreal, Que.

Manager or Chief Executive Officer in Canada.—E. J. Kay, Montreal.

Chief or General Agent in Ontario.—S. C. Hopkins, 26 Wellington St. E., Toronto.

Date of Organization.—March, 1849. Date commenced business in Canada.—Nov. 2, 1902.

Capital stock paid in cash.....	£200,000	PREMIUMS WRITTEN—CLAIMS INCURRED	
Assets in Canada.....	\$664,420	Premiums—Ontario (net).....	\$ 87,169
Liabilities in Canada.....	196,614	Premiums—Canada (net).....	228,914
		Claims—Ontario (net).....	35,086
		Claims—Canada (net).....	101,772

*See note on page 1.

RELIANCE INSURANCE COMPANY OF CANADA*

HEAD OFFICE, MONTREAL, QUE.

Officers.—President, Geo. C. Long, Jr., Hartford, Conn.; Vice-Presidents, Col. P. C. Cothran, Hartford, Conn., S. M. Elliott, Montreal; Secretary, A. H. Vallance, Montreal.

Directors.—Major Walter Molson, W. A. Ralston, R. Fennell, Toronto; S. M. Elliott, A. Stewart McNichols, Montreal; Geo. C. Long, Jr., A. Sidney Dawes, Col. P. C. Cothran, Hartford, Conn.

Chief or General Agent in Ontario.—Wm. Johnstone, 43 Adelaide St. E., Toronto.

Date of Incorporation.—July 1, 1920. *Date commenced business in Canada.*—Nov. 24, 1920.

Capital stock paid in cash.....	\$200,000	PREMIUMS WRITTEN—CLAIMS INCURRED	
Total assets.....	924,624	Premiums—Ontario (net).....	\$25,393
Total liabilities.....	91,026	Premiums—Total business (net)...	79,493
Surplus protection of policyholders.	833,598	Claims—Ontario (net).....	8,307
		Claims—Total business (net)....	21,088

ROYAL EXCHANGE ASSURANCE CORPORATION*

HEAD OFFICE, LONDON, ENG.

Principal Office in Canada, Montreal, Que.

Manager or Chief Executive Officer in Canada.—C. Stuart Malcolm, Montreal.

Chief or General Agent in Ontario.—H. B. Rowe, 100 Adelaide St. W., Toronto.

Date of Incorporation.—June 22, 1920. *Date commenced business in Canada.*—Nov. 4, 1910.

Capital stock paid in cash.....	£946,977	PREMIUMS WRITTEN—CLAIMS INCURRED	
Assets in Canada.....	\$1,307,264	Premiums—Ontario (net).....	\$ 288,081
Liabilities in Canada.....	692,666	Premiums—Canada (net).....	1,075,378
		Claims—Ontario (net).....	84,611
		Claims—Canada (net).....	351,305

ROYAL INSURANCE COMPANY, LIMITED*

HEAD OFFICE, LIVERPOOL, ENG.

Principal Office in Canada, Montreal, Que.

Manager or Chief Executive Officer in Canada.—R. Forster Smith, Montreal.

Chief or General Agent in Ontario.—F. L. Flight, 29 Wellington St. E., Toronto.

Date of Incorporation.—May 31, 1845. *Date commenced business in Canada.*—1851.

Capital stock paid in cash.....	£3,499,956	PREMIUMS AND DISBURSEMENTS	
<i>Life:</i>		<i>Life:</i>	
Assets in Canada.....	\$ 8,159,577	Premiums—Ontario (net).....	\$ 191,172
Ontario business in force (gross)...	7,669,848	Premiums—Canada (net).....	682,227
Canadian business in force (gross)...	29,365,468	Total disbursements to policy-	
		holders (net)—In Ontario.....	171,235
		In Canada.....	493,937
<i>Other than Life:</i>		<i>Other than Life:</i>	
Assets in Canada.....	3,012,240	Premiums—Ontario (net).....	766,198
Liabilities in Canada.....	1,741,140	Premiums—Canada (net).....	2,079,329
		Claims—Ontario (net).....	269,408
		Claims—Canada (net).....	699,293

THE ROYAL SCOTTISH INSURANCE COMPANY, LIMITED*

HEAD OFFICE, GLASGOW, SCOTLAND

Principal Office in Canada, Montreal, Que.

Manager or Chief Executive Officer in Canada.—A. Hurry, Montreal.

Chief or General Agent in Ontario.—John M. MacGregor, Concourse Bldg., Toronto.

Date of Incorporation.—1907. *Date commenced business in Canada.*—January 10, 1920.

Capital stock paid in cash.....	£30,000	PREMIUMS WRITTEN—CLAIMS INCURRED	
Assets in Canada.....	\$143,797	Premiums—Ontario (net).....	\$34,975
Liabilities in Canada.....	62,743	Premiums—Canada (net).....	75,902
		Claims—Ontario (net).....	10,114
		Claims—Canada (net).....	26,964

*See note on page 1.

ST. PAUL FIRE AND MARINE INSURANCE COMPANY*

HEAD OFFICE, ST. PAUL, MINN.

Principal Office in Canada, Winnipeg, Man.

Manager or Chief Executive Officer in Canada.—P. A. Codere, Winnipeg.*Chief or General Agent in Ontario.*—G. A. Sherritt, Metropolitan Bldg., Toronto.*Date of Incorporation.*—May, 1865. *Date commenced business in Canada.*—Sept. 14, 1907.

Capital stock paid in cash.....	\$10,000,000	PREMIUMS WRITTEN—CLAIMS INCURRED	
Assets in Canada.....	847,622	Premiums—Ontario (net).....	\$195,256
Liabilities in Canada.....	329,216	Premiums—Canada (net).....	643,685
		Claims—Ontario (net).....	89,483
		Claims—Canada (net).....	355,009

SAINT PAUL-MERCURY INDEMNITY COMPANY*

HEAD OFFICE, WILMINGTON, DEL.

Principal Office in Canada, Winnipeg, Man.

Manager or Chief Executive Officer in Canada.—P. A. Codere, Winnipeg.*Chief or General Agent in Ontario.*—Geo. A. Sherritt, Metropolitan Bldg., Toronto.*Date of Incorporation.*—March 22, 1926. *Date commenced business in Canada.*—April 19, 1927.

Capital stock paid in cash.....	\$1,000,000	PREMIUMS WRITTEN—CLAIMS INCURRED	
Assets in Canada.....	111,194	Premiums—Ontario (net).....	\$15,327
Liabilities in Canada.....	56,488	Premiums—Canada (net).....	37,563
		Claims—Ontario (net).....	14,579
		Claims—Canada (net).....	31,793

LA SAUVEGARDE LIFE ASSURANCE COMPANY*

HEAD OFFICE, MONTRÉAL, QUE.

Officers.—President and General Manager, N. Ducharme, Montreal; 1st Vice-President, Louis Lymburner, Montreal; 2nd Vice-President, Alphonse Milette, Montreal; Secretary, Jean Pasquin; Actuary, Pierre Camu.*Directors.*—R. B. Bachand, N.P., Waterloo, Que.; Adjutor Cote, N.P., A. Vallie, K.C., Chas. A. Roy, Paul Drouin, K.C., Quebec; Hon. Gustave Lacasse, M.D., Tecumseh, Ont.; N. Ducharme, L. M. Lymburner, Alphonse Milette, Jean Pasquin, Montreal.*Date of Incorporation.*—May, 1911. *Date commenced business in Canada.*—1903.

Capital stock paid in cash.....	\$ 232,440	PREMIUMS AND DISBURSEMENTS	
Total assets.....	7,663,410	Premiums—Ontario (net).....	\$ 128,876
Ontario business in force (gross)....	4,330,629	Premiums—Total business (net)....	1,136,536
Total business in force (gross).....	54,159,760	Total disbursements to policy-	
		holders (net)—In Ontario.....	56,020
		Total business.....	584,081

SCOTTISH CANADIAN ASSURANCE CORPORATION*

HEAD OFFICE, TORONTO, ONT.

Officers.—President, Col. J. Forbes Michie, Toronto; 1st Vice-President, R. S. Waldie, Toronto; 2nd Vice-President, J. A. Northway, Toronto; Managing Director, T. H. Hall, Toronto.*Directors.*—J. A. Macintosh, K.C., R. S. Waldie, J. A. Northway, Col. J. F. Michie, Thos. H. Hall, J. H. Grady, Toronto; Sir Francis Norrie-Miller, F. Richardson, Philadelphia, Pa.; S. Norrie-Miller, Perth, Scotland.*Date of Incorporation.*—May 11, 1920. *Date commenced business in Canada.*—Dec. 22, 1920.

Capital stock paid in cash.....	\$225,000	PREMIUMS WRITTEN—CLAIMS INCURRED	
Total assets.....	517,692	Premiums—Ontario (net).....	\$35,404
Total liabilities.....	78,657	Premiums—Total business (net)....	54,358
Surplus protection of policyholders..	439,036	Claims—Ontario (net).....	21,055
		Claims—Total business (net).....	26,464

SCOTTISH INSURANCE CORPORATION, LIMITED*

HEAD OFFICE, EDINBURGH, SCOTLAND

Principal Office in Canada, Toronto, Ont.

Manager or Chief Executive Officer in Canada.—W. L. Esson, Toronto.*Chief or General Agent in Ontario.*—W. L. Esson, 36 Toronto St., Toronto.*Date of Incorporation.*—Jan. 12, 1877. *Date commenced business in Canada.*—Dec. 29, 1939.

Capital stock paid in cash.....	£150,000	PREMIUMS WRITTEN—CLAIMS INCURRED	
Assets in Canada.....	\$155,422	Premiums—Ontario (net).....	\$24,884
Liabilities in Canada.....	42,957	Premiums—Canada (net).....	58,231
		Claims—Ontario (net).....	5,448
		Claims—Canada (net).....	16,240

*See note on page 1.

SCOTTISH METROPOLITAN ASSURANCE COMPANY, LIMITED*

HEAD OFFICE, LONDON, ENG.

Principal Office in Canada, Montreal, Que.

Manager or Chief Executive Officer in Canada.—A. H. P. Priddey, Montreal.*Chief or General Agent in Ontario.*—F. O. Lucas, Metropolitan Bldg., Toronto.*Date of Incorporation.*—1876. *Date commenced business in Canada.*—December 17, 1918.

		PREMIUMS WRITTEN—CLAIMS INCURRED	
Capital stock paid in cash.....	£80,000	Premiums—Ontario (net).....	\$113,112
Assets in Canada.....	\$377,451	Premiums—Canada (net).....	186,219
Liabilities in Canada.....	143,167	Claims—Ontario (net).....	39,790
		Claims—Canada (net).....	68,197

SCOTTISH UNION & NATIONAL INSURANCE COMPANY*

HEAD OFFICE, EDINBURGH, SCOTLAND

Principal Office in Canada, Montreal, Que.

Manager or Chief Executive Officer in Canada.—J. H. Eshinhart, Montreal.*Chief or General Agent in Ontario.*—G. W. Pearson, Toronto.*Date Organized.*—1824. *Date Incorporated.*—June 26, 1833. *Date commenced business in Canada.*—February, 1882.

		PREMIUMS WRITTEN—CLAIMS INCURRED	
Capital stock paid in cash.....	£600,000	Premiums—Ontario (net).....	\$137,489
Assets in Canada.....	\$742,488	Premiums—Canada (net).....	439,448
Liabilities in Canada.....	381,321	Claims—Ontario (net).....	67,119
		Claims—Canada (net).....	191,547

THE SEA INSURANCE COMPANY, LIMITED*

HEAD OFFICE, LIVERPOOL, ENG.

Principal Office in Canada, Toronto, Ont.

Manager or Chief Executive Officer in Canada.—W. L. Esson, Toronto.*Chief or General Agent in Ontario.*—W. L. Esson, 36 Toronto St., Toronto.*Date of Incorporation.*—1875. *Date commenced business in Canada.*—December 11, 1924.

		PREMIUMS WRITTEN—CLAIMS INCURRED	
Capital stock paid in cash.....	£500,000	Premiums—Ontario (net).....	\$ 65,203
Assets in Canada.....	\$352,403	Premiums—Canada (net).....	198,065
Liabilities in Canada.....	126,422	Claims—Ontario (net).....	17,722
		Claims—Canada (net).....	50,999

SECURITY INSURANCE COMPANY OF NEW HAVEN*

HEAD OFFICE, NEW HAVEN, CONN.

Principal Office in Canada, Toronto, Ont.

Manager or Chief Executive Officer in Canada.—John J. Kilgour, Toronto.*Chief or General Agent in Ontario.*—John J. Kilgour, Metropolitan Bldg., Toronto.*Date of Incorporation.*—May, 1841. *Date commenced business in Canada.*—Nov. 29, 1921.

		PREMIUMS WRITTEN—CLAIMS INCURRED	
Capital stock paid in cash.....	\$2,000,000	Premiums—Ontario (net).....	\$51,707
Assets in Canada.....	271,635	Premiums—Canada (net).....	98,891
Liabilities in Canada.....	80,062	Claims—Ontario (net).....	13,510
		Claims—Canada (net).....	30,204

SECURITY NATIONAL INSURANCE COMPANY*

HEAD OFFICE, TORONTO, ONT.

Officers.—President and General Manager, J. H. Riddel, Toronto; Vice-President, V. G. Creber, Toronto; Secretary, S. Fairley, Toronto.*Directors.*—Sir E. M. Mountain, Bart., B. E. S. Mountain, S. A. Bennett, London, Eng.; J. H. Riddel, V. G. Creber, H. T. Fairley, W. H. Despard, W. E. Young, F. S. Corrigan, H. J. Humphrey, Toronto.*Date of Incorporation.*—July, 1934. *Date commenced business in Canada.*—January 1, 1935.

		PREMIUMS WRITTEN—CLAIMS INCURRED	
Capital stock paid in cash.....	\$220,000	Premiums—Ontario (net).....	\$ 7,739
Assets in Canada.....	271,397	Premiums—Total business (net)..	37,684
Liabilities in Canada.....	40,452	Claims—Ontario (net).....	1,904
Surplus protection of policyholders.	230,945	Claims—Total business (net)....	15,871

*See note on page 1.

SENTINEL FIRE INSURANCE COMPANY*

HEAD OFFICE, SPRINGFIELD, MASS.

Principal Office in Canada, Montreal, Que.

Manager or Chief Executive Officer in Canada.—Gordon E. Findlay, 460 St. John St., Montreal.
Chief or General Agent in Ontario.—C. H. Harvey, Metropolitan Bldg., Toronto.
Date of Incorporation.—1924. *Date commenced business in Canada.*—April 2, 1927.

Capital stock paid in cash.....	\$1,000,000	PREMIUMS WRITTEN—CLAIMS INCURRED	
Assets in Canada.....	221,742	Premiums—Ontario (net).....	\$ 2,789
Liabilities in Canada.....	23,141	Premiums—Canada (net).....	12,737
		Claims—Ontario (net).....	1,267
		Claims—Canada (net).....	4,957

THE SOUTH BRITISH INSURANCE COMPANY LIMITED*

HEAD OFFICE, AUCKLAND, NEW ZEALAND

Principal Office in Canada, Toronto, Ont.

Manager or Chief Executive Officer in Canada.—Colin E. Sword, Toronto.
Chief or General Agent in Ontario.—Colin E. Sword, 14 Victoria St., Toronto.
Date of Incorporation.—1907. *Date commenced business in Canada.*—March 4, 1938.

Capital stock paid in cash.....	£1,031,640	PREMIUMS WRITTEN—CLAIMS INCURRED	
Assets in Canada.....	\$405,981	Premiums—Ontario (net).....	\$35,210
Liabilities in Canada.....	59,605	Premiums—Canada (net).....	83,408
		Claims—Ontario (net).....	9,999
		Claims—Canada (net).....	20,121

THE SOUTHERN INSURANCE COMPANY, LIMITED*

HEAD OFFICE, LONDON, ENG.

Principal Office in Canada, Vancouver, B.C.

Manager or Chief Executive Officer in Canada.—T. Wesley Greer, Vancouver.
Chief or General Agent in Ontario.—W. C. McLaughlin, 72 Queen St. W., Toronto.
Date of Incorporation.—1908. *Date commenced business in Canada.*—May, 1928.

Capital stock paid in cash.....	£105,000	PREMIUMS WRITTEN—CLAIMS INCURRED	
Assets in Canada.....	\$405,611	Premiums—Ontario (net).....	\$17,636
Liabilities in Canada.....	45,531	Premiums—Canada (net).....	48,720
		Claims—Ontario (net).....	6,878
		Claims—Canada (net).....	16,690

THE SOVEREIGN LIFE ASSURANCE COMPANY OF CANADA*

HEAD OFFICE, WINNIPEG, MAN.

Officers.—President, W. Sanford Evans, LL.D., Winnipeg; 1st Vice-President and Medical Director, E. W. Montgomery, M.D., Winnipeg; 2nd Vice-President, William Whyte, Winnipeg; General Manager, M. D. Grant, F.I.A., F.A.S., Winnipeg; Secretary and Office Manager, E. Atkins; Treasurer, J. J. Douglas; Actuary, J. Turnbull, F.A.S.

Directors.—W. Sanford Evans, LL.D., E. W. Montgomery, M.D., E. E. Sharpe, K.C., William Whyte, John W. Horn, M. D. Grant, Roy W. Milner, Winnipeg; John Martin, St. Boniface; C. D. Grayson, Moose Jaw.

Chief or General Agent in Ontario.—W. H. Burnett, Victory Bldg., Toronto.
Date of Incorporation.—May 15, 1902. *Date commenced business in Canada.*—March 1, 1903.

Capital stock paid in cash.....	\$ 209,995	PREMIUMS AND DISBURSEMENTS	
Total assets.....	8,644,043	Premiums—Ontario (net).....	\$ 379,447
Ontario business in force (gross)....	10,442,294	Premiums—Total business (net)...	1,040,899
Total business in force (gross).....	31,670,375	Total disbursements to policy-	
		holders (net)—In Ontario.....	107,672
		Total business..	517,221

SPRINGFIELD FIRE & MARINE INSURANCE COMPANY*

HEAD OFFICE, SPRINGFIELD, MASS.

Principal Office in Canada, Montreal, Que.

Manager or Chief Executive Officer in Canada.—Gordon E. Findlay, 460 St. John St., Montreal.
Chief or General Agent in Ontario.—C. H. Harvey, 1920 Metropolitan Bldg., Toronto.
Date of Incorporation.—April 24, 1849. *Date commenced business in Canada.*—Nov. 5, 1908.

Capital stock paid in cash.....	\$5,000,000	PREMIUMS WRITTEN—CLAIMS INCURRED	
Assets in Canada.....	873,777	Premiums—Ontario (net).....	\$124,520
Liabilities in Canada.....	418,751	Premiums—Canada (net).....	636,081
		Claims—Ontario (net).....	49,820
		Claims—Canada (net).....	259,864

*See note on page 1.

STANDARD MARINE INSURANCE COMPANY, LIMITED*

HEAD OFFICE, LIVERPOOL, ENG.

Principal Office in Canada, Toronto, Ont.

Manager or Chief Executive Officer in Canada.—A. B. Pakenham, Toronto.*Chief or General Agent in Ontario.*—A. B. Pakenham, 68 King St. E., Toronto.*Date of Incorporation.*—1871. *Date commenced business in Canada.*—April 2, 1923.

Capital stock paid in cash.....	£100,000	PREMIUMS WRITTEN—CLAIMS INCURRED—	
Assets in Canada.....	\$23,060	Premiums—Ontario (net).....	\$36,885
Liabilities in Canada.....	31,057	Premiums—Canada (net).....	73,114
		Claims—Ontario (net).....	16,777
		Claims—Canada (net).....	33,475

THE STATE ASSURANCE COMPANY, LIMITED*

HEAD OFFICE, LIVERPOOL, ENG.

Principal Office in Canada, Montreal, Que.

Manager or Chief Executive Officer in Canada.—C. Stuart Malcolm, Royal Exchange Bldg., Montreal.*Chief or General Agent in Ontario.*—H. B. Rowe, 100 Adelaide St. W., Toronto.*Date of Incorporation.*—April 10, 1891. *Date commenced business in Canada.*—April 20, 1926.

Capital stock paid in cash.....	£800,000	PREMIUMS WRITTEN—CLAIMS INCURRED—	
Assets in Canada.....	\$177,710	Premiums—Ontario (net).....	\$21,020
Liabilities in Canada.....	67,669	Premiums—Canada (net).....	65,910
		Claims—Ontario (net).....	6,298
		Claims—Canada (net).....	22,044

STERLING INSURANCE COMPANY OF CANADA

HEAD OFFICE, 80 ST. PETER ST., QUEBEC, QUE.

Incorporated.—1906. *Date commenced business.*—May 1, 1906.*Officers.*—President, Hon. Jacob Nicol; Vice-President, Gaston Pratte; Secretary, Leopold Langlois; Manager, W. L. McGannon.*Directors.*—Edgar Côté, Albert Demers, K.C., L. E. Lanzis Galipeault, Hon. Chas. B. Howard, Hon. Jacob Nicol, Gaston Pratte.*Auditor.*—Chas. E. Belanger, C.A.**Statement for the Year Ended December 31, 1941****Capital Stock**

	AMOUNT SUBSCRIBED FOR	AMOUNT PAID IN CASH
Amount of capital stock authorized, \$1,000,000.		
No. of shares, 200,000. Par value, \$5.		
Capital stock at beginning of year.....	\$100,000 00	\$100,000 00
Capital stock at end of year.....	\$100,000 00	\$100,000 00

Balance Sheet—Assets

Amortized book value of bonds, debentures and debenture stocks—not in default		\$112,955 33
Book value of stocks.....		14,500 00
Cash on hand and in banks.....		2,290 87
Interest accrued.....		511 94
Agents' balances and premiums uncollected:		
Written on or after October 1, 1941.....	\$ 5,150 03	
Premiums due from reinsuring companies:		
Written on or after October 1, 1941.....	45 32	5,495 35
Amount due from reinsurance on losses already paid.....		44 18
TOTAL ADMITTED ASSETS.....		\$135,806 47

Balance Sheet—Liabilities

	IN CANADA	TOTAL LIABILITIES
Total provision for unpaid claims.....	\$ 162 49	\$ 162 49
Adjustment expenses of said claims.....	5 69	5 69
Total net reserve, \$8,382.89; carried out at 80% thereof.....	6,706 31	6,706 31
Expenses due and accrued.....		701 31
Taxes due and accrued.....		2,867 64
Reinsurance premiums.....		4,099 08
Return premiums and balances due agents.....		31 72
TOTAL LIABILITIES (excluding capital stock).....		\$ 14,574 24
Capital stock paid in cash.....	\$100,000 00	
Surplus in profit and loss account.....	21,232 23	
Excess of assets over liabilities (surplus for protection of policyholders).....		121,232 23
TOTAL LIABILITIES.....		\$135,806 47

*See note on page 1.

Profit and Loss Account		IN CANADA AND ALL BUSINESS
Net premiums written.....		\$ 9,150 87
Reserve of unearned premiums (80%):		
At beginning of year.....	\$ 5,938 71	
At end of year.....	6,706 31	
Increase.....		767 60
Net premiums earned.....		\$ 8,383 27
Net claims incurred.....	\$ 1,733 23	
Net adjustment expenses incurred.....	141 64	
Commissions.....	555 40	
Taxes.....	1,055 99	
Salaries, fees and travelling expenses.....	35 00	
All other expenses.....	2,154 98	
Total claims and expenses.....		5,679 24
Underwriting profit.....		\$ 2,704 03
Other revenue:		
Interest earned—cash and accruals.....	\$ 4,139 23	
Adjustment by amortization.....	173 72	
	\$ 4,312 95	
Dividends earned.....	800 00	
Premiums on exchange.....	44 38	
		5,157 33
		\$ 7,861 36
Other expenditure:		
Income and excess profits taxes.....	\$ 2,442 16	
Loss on sale of securities and real estate.....	184 90	
		2,627 06
NET PROFIT FOR THE YEAR.....		\$ 5,234 30

Surplus for Protection of Policyholders

Surplus of assets over liabilities (excluding capital stock from liabilities) at beginning of year.....	\$120,300 12
Net profit for the year brought down.....	5,234 30
	\$125,534 42
Share transfer expense.....	\$ 296 62
Dividends declared to shareholders.....	4,000 00
	4,296 62
	\$121,237 80
Deduct increase in unadmitted ledger assets.....	5 57
	\$121,232 23
SURPLUS OF ASSETS OVER LIABILITIES (excluding capital stock from liabilities) AT END OF YEAR.....	\$121,232 23

Summary of Risks—Fire

	IN ONTARIO	ELSEWHERE	ALL BUSINESS
Gross in force, December 31, 1940.....	\$ 1,783,144 00	\$1,783,144 00	\$1,783,144 00
Taken in 1941, new and renewed.....	1,168,091 00	1,584,529 76	2,752,620 76
Totals.....	\$1,168,091 00	\$3,367,673 76	\$4,535,764 76
Ceased in 1941, including renewed.....	131,784 00	1,259,157 26	1,390,941 26
Gross in force, December 31, 1941.....	\$1,036,307 00	\$2,108,516 50	\$3,144,823 50
Reinsurance in force, December 31, 1941.....	841,423 43	1,253,579 00	2,095,002 43
NET IN FORCE, DECEMBER 31, 1941.....	\$ 194,883 57	\$ 854,937 50	\$1,049,821 07

Exhibit of Premiums in Force in Canada

CLASS OF INSURANCE	GROSS IN FORCE AT END OF 1940		TAKEN IN 1941, NEW AND RENEWED		CEASED IN 1941, INCLUDING RENEWED		GROSS IN FORCE AT END OF 1941		REINSURANCE	NET IN FORCE AT END OF 1941		
	\$	c.	\$	c.	\$	c.	\$	c.		\$	c.	
Fire.....	29,708	42	32,724	96	19,084	94	43,348	44	27,574	87	15,773	57

SUN INSURANCE OFFICE, LIMITED*

HEAD OFFICE, LONDON, ENG.

Principal Office in Canada, Toronto, Ont.

Manager or Chief Executive Officer in Canada.—R. L. Stalling, Toronto.

Chief or General Agent in Ontario.—R. L. Stalling, 15 Wellington St. E., Toronto.

Date of Incorporation.—April 7, 1710. *Date commenced business in Canada.*—June 3, 1892.

		PREMIUMS WRITTEN—CLAIMS INCURRED
Capital stock paid in cash.....	£600,000	Premiums—Ontario (net)..... \$ 361,041
Assets in Canada.....	\$434,575	Premiums—Canada (net)..... 1,057,204
Liabilities in Canada.....	883,912	Claims—Ontario (net)..... 110,524
		Claims—Canada (net)..... 306,486

*See note on page 1.

SUN LIFE ASSURANCE COMPANY OF CANADA*

HEAD OFFICE, MONTREAL, QUE.

Officers.—President and Managing Director, Arthur B. Wood, Montreal; 1st Vice-President and Treasurer, E. A. Macnutt, Montreal; 2nd Vice-President, C. S. V. Branch; Secretary, F. J. Cunningham; Actuary, G. W. Bourke; Comptroller, E. E. Duckworth; Joint Treasurer, H. P. Thornhill; Director of Agencies, W. S. Penny.

Directors.—A. B. Wood, Sir Edward W. Beatty, G. B. E., Wm. M. Birks, Hon. C. A. Dunning, Carl Riordon, John W. Ross, Ross H. McMaster, Morris W. Wilson, Montreal; T. B. Macaulay, Hudson Heights, Que.; Hon. R. Dandurand, Outremont, Que.; Harold Crabtree, G. W. Spinney, E. A. Macnutt, Westmount, Que.; Hon. L. A. Taschereau, Quebec; John A. Tory, Toronto.

Chief or General Agent in Ontario.—C. V. Earl, Sun Life Bldg., Toronto.

Date of Incorporation.—1865. *Date commenced business in Canada.*—May, 1871.

Capital stock paid in cash.....	\$ 2,000,000	Premiums—Ontario (net).....	\$ 9,706,351
Total assets.....	995,518,010	Premiums—Total business (net).....	112,142,001
Ontario business in force (gross).....	333,405,222	Total disbursements to policy-	
Total business in force (gross).....	2,971,747,088	holders (net)—In Ontario.....	6,819,477
		Total business.....	87,879,073

SVEA FIRE AND LIFE INSURANCE COMPANY, LIMITED*

HEAD OFFICE, GOTHENBURG, SWEDEN

Principal Office in Canada, 276 St. James St. W., Montreal, Que.

Manager or Chief Executive Officer in Canada.—Anselme Samoisette, 276 St. James St. W., Montreal.

Chief or General Agent in Ontario.—Fred Midgley, 15 Richmond St. W., Toronto.

Date of Incorporation.—1866. *Date commenced business in Canada.*—June 23, 1927.

Capital stock paid in cash.. Kroner	12,000,000	Premiums Written—Claims Incurred	
Assets in Canada.....	\$95,639	Premiums—Ontario (net).....	\$ 4,287
Liabilities in Canada.....	30,070	Premiums—Canada (net).....	29,082
		Claims—Ontario (net).....	366
		Claims—Canada (net).....	10,092

SWITZERLAND GENERAL INSURANCE COMPANY, LIMITED*

HEAD OFFICE, ZURICH, SWITZERLAND

Principal Office in Canada, 276 St. James St. W., Montreal, Que.

Manager or Chief Executive Officer in Canada.—Pigeon & Major Ltd., 276 St. James St. W., Montreal.

Chief or General Agent in Ontario.—McKay Insurance Agency, 43 Victoria St., Toronto.

Date of Incorporation.—1869. *Date commenced business in Canada.*—January, 1936.

Capital stock paid in cash.... Pres.	3,000,000	Premiums Written—Claims Incurred	
Assets in Canada.....	\$279,983	Premiums—Ontario (net).....	\$ 32,568
Liabilities in Canada.....	110,283	Premiums—Canada (net).....	177,656
		Claims—Ontario (net).....	19,011
		Claims—Canada (net).....	92,761

TORONTO GENERAL INSURANCE COMPANY*

HEAD OFFICE, TORONTO, ONT.

Officers.—President, W. P. Fess; Vice-President, Prof. M. A. Mackenzie; Secretary, C. W. Sykes; General Manager, W. F. Spry.

Directors.—J. T. Braund, C. W. Buchanan, W. P. Fess, Prof. M. A. Mackenzie, M. A., F.I.A., Ray Lawson, Rt. Hon. A. Meighen, P. C., K. C., G. Larratt Smith, K. C., J. Pye Smith, A. E. Naylor.

Date of Incorporation.—July 21, 1921. *Date commenced business in Canada.*—Dec. 20, 1937.

Capital stock paid in cash.....	\$ 284,391	Premiums Written—Claims Incurred	
Total assets.....	1,659,079	Premiums—Ontario (net).....	\$339,564
Total liabilities.....	858,177	Premiums—Total business (net).....	928,973
Surplus protection of policyholders.	800,902	Claims—Ontario (net).....	109,115
		Claims—Total business (net).....	331,385

THE TRAVELERS FIRE INSURANCE COMPANY*

HEAD OFFICE, HARTFORD, CONN.

Principal Office in Canada, Montreal, Que.

Manager or Chief Executive Officer in Canada.—G. B. Foster, K. C., Montreal.

Chief or General Agent in Ontario.—H. C. Huckvale, 68 Yonge St., Toronto.

Date of Incorporation.—May 23, 1923. *Date commenced business in Canada.*—Dec. 19, 1929.

Capital stock paid in cash.....	\$2,000,000	Premiums Written—Claims Incurred	
Assets in Canada.....	728,720	Premiums—Ontario (net).....	\$203,962
Liabilities in Canada.....	409,765	Premiums—Canada (net).....	607,779
		Claims—Ontario (net).....	52,989
		Claims—Canada (net).....	311,070

*See note on page 1.

THE TRAVELERS INDEMNITY COMPANY, HARTFORD, CONN.*

HEAD OFFICE, HARTFORD, CONN.

Principal Office in Canada, Montreal, Que.

Manager or Chief Executive Officer in Canada.—Geo. B. Foster, K.C., Montreal.*Chief or General Agent in Ontario.*—Robert Fullerton, 68 Yonge St., Toronto.*Date of Incorporation.*—March 25, 1903. *Date commenced business in Canada.*—June 1, 1912.

Capital stock paid in cash	\$3,000,000
Assets in Canada	1,081,682
Liabilities in Canada	569,491

PREMIUMS WRITTEN—CLAIMS INCURRED	
Premiums—Ontario (net)	\$311,809
Premiums—Canada (net)	618,418
Claims—Ontario (net)	61,834
Claims—Canada (net)	202,519

THE TRAVELERS INSURANCE COMPANY, HARTFORD, CONN.*

HEAD OFFICE, HARTFORD, CONN.

Principal Office in Canada, Montreal, Que.

Manager or Chief Executive Officer in Canada.—Geo. B. Foster, K.C., Montreal.*Chief or General Agent in Ontario.*—C. N. Macdonald, 68 Yonge St., Toronto.*Date of Incorporation.*—June 17, 1863. *Date commenced business in Canada.*—July 1, 1865.

Capital stock paid in cash	\$20,000,000
--------------------------------------	--------------

PREMIUMS AND DISBURSEMENTS

Life:

Assets in Canada	34,787,027
Ontario business in force (gross)	49,076,238
Canadian business in force (gross)	129,911,159

Premiums—Ontario (net)	\$ 970,034
Premiums—Canada (net)	2,727,182
Total disbursements to policyholders (net)—	
In Ontario	1,002,264
In Canada	2,297,198

PREMIUMS WRITTEN—CLAIMS INCURRED

Other than Life:

Assets in Canada	1,005,289
Liabilities in Canada	682,593

<i>Other than Life:</i>	
Premiums—Ontario (net)	305,371
Premiums—Canada (net)	954,077
Claims—Ontario (net)	121,562
Claims—Canada (net)	419,952

UNION ASSURANCE SOCIETY, LIMITED*

HEAD OFFICE, LONDON, ENG.

Principal Office in Canada, Montreal, Que.

Manager or Chief Executive Officer in Canada.—A. C. Hall, Montreal.*Chief or General Agent in Ontario.*—H. J. Kerr, Federal Bldg., Toronto.*Date of Incorporation.*—1714. *Date commenced business in Canada.*—1890.

Capital stock paid in cash	£50,000
Assets in Canada	\$687,662
Liabilities in Canada	355,975

PREMIUMS WRITTEN—CLAIMS INCURRED	
Premiums—Ontario (net)	\$150,403
Premiums—Canada (net)	403,420
Claims—Ontario (net)	57,545
Claims—Canada (net)	146,917

THE UNION FIRE, ACCIDENT & GENERAL INSURANCE COMPANY OF PARIS, FRANCE**(L'Union Compagnie d'Assurances contre l'Incendie, Paris, France)*

HEAD OFFICE, PARIS, FRANCE

Principal Office in Canada, Montreal, Que.

Manager or Chief Executive Officer in Canada.—J. P. A. Gagnon, Montreal.*Chief or General Agent in Ontario.*—Jas. Preston, 909 Excelsior Life Bldg., Toronto.*Date of Incorporation.*—1828. *Date commenced business in Canada.*—April 11, 1911.

Capital stock paid in cash	Frcs. 50,000,000
Assets in Canada	\$677,543
Liabilities in Canada	331,514

PREMIUMS WRITTEN—CLAIMS INCURRED	
Premiums—Ontario (net)	\$102,829
Premiums—Canada (net)	301,287
Claims—Ontario (net)	64,625
Claims—Canada (net)	180,294

*See note on page 1.

UNION INSURANCE SOCIETY OF CANTON, LIMITED*

HEAD OFFICE, SYDNEY, AUSTRALIA

Principal Office in Canada, Toronto, Ont.

Manager or Chief Executive Officer in Canada.—Colin E. Sword, Toronto.*Chief or General Agent in Ontario.*—Colin E. Sword, 44 Victoria St., Toronto.*Date of Incorporation.*—1873. *Date commenced business in Canada.*—September 24, 1917.

Capital stock paid in cash.....	£810,000
Assets in Canada.....	\$2,516,987
Liabilities in Canada.....	950,566

PREMIUMS WRITTEN—CLAIMS INCURRED	
Premiums—Ontario (net).....	\$ 656,065
Premiums—Canada (net).....	1,316,710
Claims—Ontario (net).....	216,691
Claims—Canada (net).....	427,416

THE UNION MARINE AND GENERAL INSURANCE COMPANY, LIMITED*

HEAD OFFICE, LIVERPOOL, ENG.

Principal Office in Canada, Montreal, Que.

Manager or Chief Executive Officer in Canada.—Wm. Lawrie, 480 St. Francois Xavier St., Montreal.*Chief or General Agent in Ontario.*—Donald Taylor, 465 Bay St., Toronto.*Date of Incorporation.*—1863. *Date commenced business in Canada.*—1918.

Capital stock paid in cash.....	£163,500
Assets in Canada.....	\$942,157
Liabilities in Canada.....	293,739

PREMIUMS WRITTEN—CLAIMS INCURRED	
Premiums—Ontario (net).....	\$116,482
Premiums—Canada (net).....	520,646
Claims—Ontario (net).....	33,168
Claims—Canada (net).....	169,504

UNITED BRITISH INSURANCE COMPANY, LIMITED*

HEAD OFFICE, LONDON, ENG.

Principal Office in Canada, Montreal, Que.

Manager or Chief Executive Officer in Canada.—Charles Stuart Malcolm, Montreal.*Chief or General Agent in Ontario.*—H. B. Rowe, 100 Adelaide St. W., Toronto.*Date of Incorporation.*—1908. *Date commenced business in Canada.*—November 30, 1921.

Capital stock paid in cash.....	£600,000
Assets in Canada.....	\$216,379
Liabilities in Canada.....	24,022

PREMIUMS WRITTEN—CLAIMS INCURRED	
Premiums—Ontario (net).....	Nil
Premiums—Canada (net).....	Nil
Claims—Ontario (net).....	Nil
Claims—Canada (net).....	\$190

UNITED FIREMEN'S INSURANCE COMPANY OF PHILADELPHIA*

HEAD OFFICE, PHILADELPHIA, PA.

Principal Office in Canada, Montreal, Que.

Manager or Chief Executive Officer in Canada.—Wm. Lawrie, 480 St. Francois Xavier St., Montreal.*Chief or General Agent in Ontario.*—Donald Taylor, 465 Bay St., Toronto.*Date of Incorporation.*—1860. *Date commenced business in Canada.*—December, 1930.

Capital stock paid in cash.....	\$1,000,000
Assets in Canada.....	186,093
Liabilities in Canada.....	55,515

PREMIUMS WRITTEN—CLAIMS INCURRED	
Premiums—Ontario (net).....	\$18,043
Premiums—Canada (net).....	61,114
Claims—Ontario (net).....	5,182
Claims—Canada (net).....	20,528

UNITED STATES FIDELITY & GUARANTY COMPANY*

HEAD OFFICE, BALTIMORE, MD.

Principal Office in Canada, Toronto, Ont.

Manager or Chief Executive Officer in Canada.—Sidney W. Band, Toronto.*Chief or General Agent in Ontario.*—Sidney W. Band, 34 King St. E., Toronto.*Date of Incorporation.*—Mar. 19, 1896. *Date commenced business in Canada.*—Mar. 12, 1903

Capital stock paid in cash.....	\$2,000,000
Assets in Canada.....	1,611,505
Liabilities in Canada.....	963,866

PREMIUMS WRITTEN—CLAIMS INCURRED	
Premiums—Ontario (net).....	\$412,455
Premiums—Canada (net).....	893,629
Claims—Ontario (net).....	136,609
Claims—Canada (net).....	307,824

*See note on page 1.

UNITED STATES FIRE INSURANCE COMPANY*

HEAD OFFICE, NEW YORK, N.Y.

Principal Office in Canada, Toronto, Ont.

Manager or Chief Executive Officer in Canada.—E. W. Schauflier, Toronto.*Chief or General Agent in Ontario.*—E. W. Schauflier, 18 Wellington St. E., Toronto.*Date of Incorporation.*—1821. *Date commenced business in Canada.*—June 20, 1919.

Capital stock paid in cash	\$2,000,000	PREMIUMS WRITTEN—CLAIMS INCURRED	
Assets in Canada	1,160,892	Premiums—Ontario (net)	\$181,069
Liabilities in Canada	286,670	Premiums—Canada (net)	392,461
		Claims—Ontario (net)	54,146
		Claims—Canada (net)	138,689

UNITED STATES GUARANTEE COMPANY*

HEAD OFFICE, NEW YORK, N.Y.

Principal Office in Canada, Montreal, Que.

Manager or Chief Executive Officer in Canada.—Edward S. Reed, 360 St. James St. W., Montreal.*Chief or General Agent in Ontario.*—W. S. Tomenson, 12 Wellington St. E., Toronto.*Date of Incorporation.*—1850. *Date commenced business in Canada.*—September 30, 1931.

Capital stock paid in cash	\$2,000,000	PREMIUMS WRITTEN—CLAIMS INCURRED	
Assets in Canada	292,321	Premiums—Ontario (net)	\$ 27,187
Liabilities in Canada	103,612	Premiums—Canada (net)	112,613
		Claims—Ontario (net)	15,597
		Claims—Canada (net)	60,632

URBAINE FIRE INSURANCE COMPANY OF PARIS, FRANCE*

HEAD OFFICE, PARIS, FRANCE

Principal Office in Canada, Montreal, Que.

Manager or Chief Executive Officer in Canada.—Geoff. W. Hadrill, Montreal.*Chief or General Agent in Ontario.*—G. C. Sutherland, 36 Toronto St., Toronto.*Date of Incorporation.*—1838. *Date commenced business in Canada.*—December 1, 1931.

Capital stock paid in cash, Fres.	25,000,000	PREMIUMS WRITTEN—CLAIMS INCURRED	
Assets in Canada	\$185,727	Premiums—Ontario (net)	\$13,297
Liabilities in Canada	39,180	Premiums—Canada (net)	47,864
		Claims—Ontario (net)	11,063
		Claims—Canada (net)	24,468

WELLINGTON FIRE INSURANCE COMPANY*

HEAD OFFICE, TORONTO, ONT.

Officers.—President and Managing Director, Herbert Begg; Vice-President, Col. Hon. H. A. Bruce, M.D.; Secretary, W. H. Buscombe.*Directors.*—Herbert Begg, Col. Hon. H. A. Bruce, W. H. Buscombe, W. R. Begg, E. J. Hayes, Hon. Jacob Nicol, K.C., Col. S. C. Robinson, E. B. Stockdale, H. Bruce Begg.*Date of Incorporation.*—1837. *Date commenced business in Canada.*—1840.

Capital stock paid in cash	\$ 150,000	PREMIUMS WRITTEN—CLAIMS INCURRED	
Total assets	1,007,546	Premiums—Ontario (net)	\$392,747
Total liabilities	423,622	Premiums—Total business (net)	510,406
Surplus protection of policyholders	583,924	Claims—Ontario (net)	136,539
		Claims—Total business (net)	189,260

WESTCHESTER FIRE INSURANCE COMPANY*

HEAD OFFICE, NEW YORK, N.Y.

Principal Office in Canada, Montreal, Que.

Manager or Chief Executive Officer in Canada.—S. M. Elliott, Montreal.*Chief or General Agent in Ontario.*—Dale & Company Ltd., Metropolitan Bldg., Toronto.*Date of Incorporation.*—Mar. 14, 1837. *Date commenced business in Canada.*—May 28, 1912.

Capital stock paid in cash	\$1,000,000	PREMIUMS WRITTEN—CLAIMS INCURRED	
Assets in Canada	644,588	Premiums—Ontario (net)	\$123,695
Liabilities in Canada	206,737	Premiums—Canada (net)	277,198
		Claims—Ontario (net)	41,633
		Claims—Canada (net)	106,344

*See note on page 1.

THE WESTERN ASSURANCE COMPANY*

HEAD OFFICE, TORONTO, ONT.

Officers.—President and Managing Director, E. A. Brownell, Toronto; Vice-Presidents, H. C. Cox, Geo. A. Morrow, Toronto; General Manager, Kenneth Thom, Toronto; Secretary, C. R. Morrow.

Directors.—W. J. Hastie, K. M. Pringle, E. Willans, Hon. G. Howard Ferguson, P.C., K.C., H. C. Cox, W. M. Cox, K.C., G. A. Morrow, E. A. Brownell, S. H. Logan, Leighton McCarthy, K.C., Graham Morrow, Toronto; W. H. McWilliams, W. E. Meikle, Winnipeg; D. G. Wakeman, H. J. Wyatt, J. L. Parsons, New York.

Date of Incorporation.—August 31, 1851. *Date commenced business in Canada.*—August, 1851.

Capital stock paid in cash.....	\$ 1,400,000	PREMIUMS WRITTEN—CLAIMS INCURRED	
Total assets.....	12,226,571	Premiums—Ontario (net).....	\$ 926,764
Total liabilities.....	7,414,239	Premiums—Total business (net)...	5,424,518
Surplus protection of policyholders.	4,812,332	Claims—Ontario (net).....	355,118
		Claims—Total business (net)....	2,726,878

THE WESTERN LIFE ASSURANCE COMPANY*

HEAD OFFICE, HAMILTON, ONT.

Officers.—President and Managing Director, H. H. Gray, Hamilton; 1st Vice-President, A. R. Goudie, Kitchener; 2nd Vice-President, Dr. O. A. Cannon, Hamilton; Chairman of the Board, Dr. G. E. Greenway, Hamilton; Secretary, O. S. McCombie, Hamilton.

Directors.—Dr. G. E. Greenway, H. H. Gray, Dr. O. A. Cannon, N. F. Firth, F. Harding, C. W. Howe, Hamilton; Dr. C. W. Prowd, Vancouver; Hon. J. T. Haig, K.C., J. C. Haig, Winnipeg; Dr. C. N. M. Black, R. M. Willes Chitty, K.C., Toronto; A. R. Goudie, Kitchener.

Chief Executive Officer in Canada.—Herman H. Gray, Hamilton.

Date of Incorporation.—May, 1910. *Date commenced business in Canada.*—June, 1911.

Capital stock paid in cash.....	\$ 138,040	PREMIUMS AND DISBURSEMENTS	
Total assets.....	1,245,559	Premiums—Ontario (net).....	\$ 72,035
Ontario business in force (gross)...	2,260,935	Premiums—Total business (net)...	187,129
Total business in force (gross).....	7,473,374	Total disbursements to policy-	
		holders (net)—In Ontario.....	6,191
		Total business.....	124,144

THE WESTMINSTER FIRE OFFICE*

HEAD OFFICE, LONDON, ENG.

Principal Office in Canada, Montreal, Que.

Manager or Chief Executive Officer in Canada.—F. J. Flanagan, Montreal.

Chief or General Agent in Ontario.—Tomenson, Saunders, Smith & Garfat, 12 Wellington St. E., Toronto.

Date of Incorporation.—1919. *Date commenced business in Canada.*—December 26, 1929.

Capital stock paid in cash.....	£100,000	PREMIUMS WRITTEN—CLAIMS INCURRED	
Assets in Canada.....	\$186,236	Premiums—Ontario (net).....	Nil
Liabilities in Canada.....	7,438	Premiums—Canada (net).....	Nil
		Claims—Ontario (net).....	Nil
		Claims—Canada (net).....	Nil

THE WORLD FIRE AND MARINE INSURANCE COMPANY*

HEAD OFFICE, HARTFORD, CONN.

Principal Office in Canada, Toronto, Ont.

Manager or Chief Executive Officer in Canada.—Robt. H. Leckey, Toronto.

Chief or General Agent in Ontario.—Robt. H. Leckey, Metropolitan Bldg., Toronto.

Date of Incorporation.—1924. *Date commenced business in Canada.*—July 14, 1924.

Capital stock paid in cash.....	\$1,000,000	PREMIUMS WRITTEN—CLAIMS INCURRED	
Assets in Canada.....	508,336	Premiums—Ontario (net).....	\$ 29,762
Liabilities in Canada.....	61,537	Premiums—Canada (net).....	100,188
		Claims—Ontario (net).....	4,149
		Claims—Canada (net).....	18,405

*See note on page 1.

THE WORLD MARINE & GENERAL INSURANCE COMPANY, LIMITED*

HEAD OFFICE, LONDON, ENG.

Principal Office in Canada, Montreal, Que.

Manager or Chief Executive Officer in Canada.—A. Hurry, Montreal.*Chief or General Agent in Ontario.*—Messrs. Reed, Shaw & McNaught, 64 Wellington St. W., Toronto.*Date of Incorporation.*—1894. *Date commenced business in Canada.*—April 25, 1923.

Capital stock paid in cash.....	£100,000	PREMIUMS WRITTEN—CLAIMS INCURRED	
Assets in Canada.....	\$427,987	Premiums—Ontario (net).....	\$106,038
Liabilities in Canada.....	131,997	Premiums—Canada (net).....	165,804
		Claims—Ontario (net).....	47,360
		Claims—Canada (net).....	66,583

THE YORKSHIRE INSURANCE COMPANY, LIMITED*

HEAD OFFICE, YORK, ENG.

Principal Office in Canada, Montreal, Que.

Manager or Chief Executive Officer in Canada.—Frank E. Dufty, Montreal.*Chief or General Agent in Ontario.*—Geo. McMurrich & Sons Ltd., 22 Toronto St., Toronto.*Date of Incorporation.*—1824. *Date commenced business in Canada.*—January 16, 1907.

Capital stock paid in cash.....	£293,506	PREMIUMS WRITTEN—CLAIMS INCURRED	
Assets in Canada.....	\$4,689,375	Premiums—Ontario (net).....	\$228,689
Liabilities in Canada.....	492,472	Premiums—Canada (net).....	577,118
		Claims—Ontario (net).....	80,180
		Claims—Canada (net).....	218,172

ZURICH GENERAL ACCIDENT & LIABILITY INSURANCE COMPANY, LIMITED*


HEAD OFFICE, ZURICH, SWITZERLAND

Principal Office in Canada, Toronto, Ont.

Manager or Chief Executive Officer in Canada.—J. H. Bugar, Toronto.*Chief or General Agent in Ontario.*—J. H. Bugar, Federal Bldg., Toronto.*Date of Incorporation.*—1872. *Date commenced business in Canada.*—August 20, 1923.

Capital stock paid in cash.....	Swiss Frcs. 21,000,000	PREMIUMS WRITTEN—CLAIMS INCURRED	
Assets in Canada.....	\$1,666,674	Premiums—Ontario (net).....	\$485,480
Liabilities in Canada.....	675,841	Premiums—Canada (net).....	979,415
		Claims—Ontario (net).....	239,978
		Claims—Canada (net).....	565,093

*See note on page 1.



(B)

MUTUAL INSURANCE CORPORATIONS

I. FARMERS' MUTUALS

II. ASSOCIATED NEW ENGLAND FACTORY MUTUALS

III. OTHER MUTUALS

I. FARMERS' MUTUAL INSURANCE CORPORATIONS
Assets, December 31, 1941

NAME OF CORPORATION	REAL ESTATE		MORTGAGES		BONDS, DEBENTURES AND OTHER SECURITIES		CASH		CASH PAYMENTS AND INSTALMENTS OF 1941 UNPAID		DUE FROM REINSURANCE ON LOSSES		INTEREST DUE AND ACCRUED		ALL OTHER ASSETS		TOTAL ASSETS		NET UNASSESSED PREMIUM NOTE RESIDUE		
	\$	C.	\$	C.	\$	C.	\$	C.	\$	C.	\$	C.	\$	C.	\$	C.	\$	C.	\$	C.	
FIRE																					
1 Algoma.....					16,109 34		2,557 06											18,666 40		59,304 94	
2 Amherst Island.....					14,000 00		1,355 35											15,355 35		11,931 84	
3 Ayr.....	2,350 00				67,099 04		17,720 33		1,194 65					435 98	299 00			89,099 00		106,821 35	
4 Bay of Quinte.....					40,000 00		857 33		1,212 20					145 00				42,214 53		336,664 35	
5 Bertie and Willoughby.....					43,123 80		5,339 16		368 26					367 67				49,198 89		163,784 56	
6 Blanshard.....					23,000 00		4,699 62		523 05									28,222 67		88,810 05	
7 Blenheim, North.....			9,100 00		23,950 00		6,512 26		913 45					367 10				40,842 81		88,297 97	
8 Brant.....					3,000 00		12,392 87		638 65						237 45			16,268 97		149,012 14	
9 Canadian Millers.....			3,000 00		324,576 06		11,015 78		265 50				3,738 83					342,596 17		87,321 89	
10 Caradoc.....			1,650 00		20,493 65		3,585 14		144 84				163 10					26,036 73		108,368 12	
11 Clinton.....					15,000 00		9,088 53		1,032 50				131 43					25,252 46		115,356 04	
12 Culross.....					34,000 00		3,642 40		1,480 40				259 20					40,582 00		74,519 77	
13 Dereham and West Oxford.....					7,000 00		4,406 36		946 01				451 30					12,803 67		76,054 18	
14 Dorchester, North and South.....					15,000 00		16,342 12		67 25				79 17					31,488 54		158,104 32	
15 Downie.....					28,200 00		8,609 04						213 00					37,022 64		116,596 80	
16 Dufferin.....					71,476 54		22,688 44		355 70				397 61		416 60			95,334 89		245,623 64	
17 Dumfries, N., and Waterloo, S.....					25,000 00		7,247 52		1,517 10				261 04					34,025 66		168,627 15	
18 Dunwich.....					43,000 00		10,210 34		511 64				502 91					54,224 89		133,700 64	
19 Easthope, South.....	1,700 00				95,086 81		12,127 02		220 45				1,184 79					110,319 07		526,008 47	
20 Ekfrid.....	2,937 00				27,784 32		1,524 92		197 90				284 84					32,728 98		81,596 76	
21 Elma.....					33,358 81		14,759 38		402 25				457 06					54,677 50		200,867 56	
22 Eramosa.....					11,000 00		3,728 48		664 70									15,393 18		85,465 90	
23 Erie.....					51,000 00		14,216 97		320 54									65,537 51		114,182 66	
24 Farmers' Central.....	5,000 00		9,902 00		287,348 25		29,309 22		5,890 78		102 02		1,947 85					339,500 12		964,690 49	
25 Farmers' Union.....	6,541 50		6,416 00		210,365 75		23,661 43		942 34				1,804 18		163 59			249,894 79		382,224 02	
26 Formosa.....			2,200 00		76,520 00		17,853 64		738 59				468 14					97,780 37		220,928 44	
27 Germania.....					65,000 00		20,282 75		2,346 72				353 25					86,982 72		233,609 41	
28 Glengarry.....					28,051 06		6,486 49				1,866 00		216 87					36,620 42		183,579 00	
29 Grand River.....					22,858 00		9,329 71		280 37				52 29					32,520 37		87,215 58	
30 Grenville Patron.....	1,868 45		12,199 00		60,000 00		24,531 47		547 28						857 00			100,003 20		348,509 39	
31 Grey and Bruce.....	2,000 00				35,000 00		15,487 55		999 05				117 77					53,604 37		165,124 78	
32 Guelph Township.....							2,028 01		194 93									2,222 94		42,359 60	

33	Halton Union.....	3,500 00	9,900 00	40,000 00	21,246 49	442 80	534 70	147 75	75,771 74	284,735 75
34	Hamilton Township.....			67,376 54	5,049 95	2,546 80	328 84		75,302 13	250,380 37
35	Hay Township.....			57,793 30	6,730 23	190 65	450 40		65,164 58	242,393 78
36	Hopewell Creek.....			5,000 00	13,271 51	95 20			18,366 71	44,690 15
37	Howard.....	1,900 00		99,694 31	9,889 97	1,114 70	667 70		113,266 68	260,065 25
38	Howick.....	1,300 00		134,453 70	15,881 67	573 99	1,070 19		153,279 55	364,615 29
39	Kent and Essex.....			286,660 75	25,453 27	1,945 29	2,758 57	5 00	316,822 88	584,210 21
40	Lambton.....	1,200 00	2,400 00	165,600 00	26,430 25	1,266 79	1,202 34		198,099 36	398,855 33
41	Lanark.....	7,000 00		113,825 00	35,497 57	1,199 87	843 92		158,366 36	369,692 12
42	Lemox and Addington.....			64,385 00	4,497 51	589 40	278 51	431 20	70,210 42	131,534 40
43	Lobo.....		6,950 00	55,500 00	3,606 46		90 00		66,146 46	92,523 91
44	London Township.....			64,320 66	8,259 93	1,618 67	887 48		75,086 74	130,879 67
45	McGillivray.....			17,500 00	2,063 22	247 80	206 04		20,017 06	37,168 20
46	McKillop.....		2,320 00	89,134 38	9,861 03	516 19	940 91		102,762 51	214,903 38
47	Maple Leaf.....		7,777 63	126,000 00	15,956 46	3,949 70	1,428 90		155,112 69	463,125 05
48	Nissouri.....			80,080 50	2,790 45	552 41	607 57	25 00	84,130 93	372,803 06
49	Norfolk.....			5,000 00	5,163 36	250 20	36 87		10,450 43	106,008 40
50	North Kent.....			34,837 50	13,112 05	713 95	364 58		51,046 13	121,046 13
51	Oneida.....	2,016 72		12,000 00	5,482 66	111 53	49 58		17,643 77	34,104 87
52	Ontario Threshermen's.....			28,670 00	11,024 18	681 50	120 00		40,495 68	57,340 51
53	Otter.....			93,808 00	3,989 52	1,946 30	960 89	225 00	100,929 71	205,179 53
54	Peel County.....		13,270 55	191,960 00	32,620 14	2,147 40	1,541 05		241,539 14	727,264 65
55	Peel and Maryborough.....	2,000 00		54,000 00	23,924 94	2,093 40	463 78		82,482 12	254,190 97
56	Prescott.....				3,171 01	1,010 87			4,181 88	54,702 74
57	Puslinch.....			3,000 00	4,511 75	496 61	3 75		8,012 11	40,536 88
58	Satflect and Binbrook.....	400 00		11,700 37	11,458 16	479 70	24,038 23		24,038 23	59,594 14
59	Southwold.....			19,740 00	4,136 86	384 63	68 28		24,329 77	87,261 58
60	Townsend.....			10,834 93	4,290 79	48 90	193 37		15,367 99	86,871 61
61	Usborne and Hibbert.....			78,500 00	4,262 83	397 45	691 15		83,851 43	413,365 00
62	Walpole.....	2,500 00	8,150 00	34,267 42	6,572 24	444 75	519 10		52,453 51	79,056 40
63	Waterloo, North.....		122,150 00	243,000 00	11,847 41	3,909 50	7,151 28		388,058 19	911,989 23
64	Wawanosh, West.....	2,500 00		65,076 00	13,781 04	605 00	543 21		82,505 25	448,485 67
65	Westminster.....			28,044 49	1,143 52		315 90		29,503 91	109,237 42
66	Williams, East.....			26,500 00	1,274 57	655 32	300 59		28,730 48	98,913 54
67	Yarmouth.....			11,940 00	3,966 26	144 00	81 78		16,132 04	81,068 80
TOTALS.....										
		46,713 67	224,285 18	4,237,604 28	715,815 95	58,288 37	2,071 82	2,807 59	5,327,679 07	14,194,055 80
WEATHER										
1	Ontario Farmers'.....	2,125 00		29,326 87	2,682 63	577 35	137 70		34,849 55	164,974 95
2	Western Farmers'.....			290,000 00	1,004 77	2,441 63	1,303 53		294,749 93	168,694 94
TOTALS.....										
		2,125 00		319,326 87	3,687 40	3,018 98	1,441 23		329,599 48	333,669 89

I. FARMERS' MUTUAL INSURANCE CORPORATIONS (Cont'd)
Liabilities and Surplus, December 31, 1941

NAME OF CORPORATION	LOSSES			BORROWED MONEY, INCLUDING ACCRUED INTEREST	UNEARNED PREMIUMS (AT 80%)	PROVISION FOR REFUNDS FROM SURPLUS	OTHER LIABILITIES	TOTAL LIABILITIES			SURPLUS OR *DEFICIT	TOTAL	NUMBER OF POLICIES IN FORCE	NET AMOUNT AT RISK			
	ADJUSTED, NOT YET PAID	REPORTED, NOT YET ADJUSTED	CLAIMS RESISTED					\$	c.	\$					c.	\$	c.
FIRE																	
1 Algoma.....	1,000 00	50 00			14,062 94		15,112 94		15,112 94	3,553 46	18,666 40	1,746	3,080,850 00				
2 Amherst Island.....					908 56		908 56		908 56	14,446 79	15,355 35	254	367,070 00				
3 Avy.....					9,073 03		9,073 03		9,073 03	80,025 97	89,099 00	2,599	9,272,213 00				
4 Bay of Quinte.....	14 40	500 00		10,000 00	20,650 27		31,164 67		31,164 67	11,049 86	42,214 53	5,203	14,190,166 75				
5 Bertie and Willoughby.....					11,223 53		11,223 53		11,223 53	37,975 36	49,198 89	1,829	5,223,562 00				
6 Blanshard.....					4,417 77		4,417 77		4,417 77	23,804 90	28,222 67	1,861	3,556,170 00				
7 Blenheim, North.....	461 80				5,461 37		5,923 17		5,923 17	34,919 64	40,842 81	1,705	4,697,625 20				
8 Brant.....					7,385 47		7,385 47	13 50	7,399 97	8,870 00	16,268 97	1,949	6,116,142 55				
9 Canadian Millers.....					11,845 03		12,585 71	740 68	12,585 71	330,010 46	342,596 17	379	1,358,000 00				
10 Caradoc.....					4,435 90		4,435 90		4,435 90	21,600 83	26,036 73	1,130	4,383,434 00				
11 Clinton.....		75 00			10,136 21		10,211 21		10,211 21	15,041 25	25,252 46	1,611	5,007,435 00				
12 Culross.....					4,501 53		4,501 53		4,501 53	36,080 47	40,582 00	1,394	4,238,673 00				
13 Dereham and W. Oxford.....					6,199 11		6,202 11	3 00	6,205 11	6,601 56	12,803 67	1,704	3,652,567 80				
14 Dorchester, N. and S.....	46 41				9,215 48		9,246 87	97 77	9,344 64	22,128 88	31,473 52	2,526	6,551,274 00				
15 Downie.....					4,180 24		4,180 24		4,180 24	32,842 40	37,022 64	1,383	4,764,854 50				
16 Dufferin.....					13,946 92		13,946 92		13,946 92	72,111 43	86,058 35	3,216	10,885,134 50				
17 Dumfries, N.; Waterloo, S.....					9,246 87		9,246 87		9,246 87	24,778 79	34,025 66	2,470	7,991,775 00				
18 Dunwich.....	950 00				6,787 83	642 55	7,430 38		7,430 38	45,844 51	53,274 89	1,455	5,632,445 00				
19 Easthope, South.....					11,935 63		12,033 66	98 03	12,033 66	98,285 41	110,319 07	2,536	14,506,055 00				
20 Ekfrid.....					4,525 22		4,525 22	1,143 79	5,669 01	27,059 97	32,728 98	1,411	4,444,571 88				
21 Etma.....					5,999 49	4,500 00	10,499 49		10,499 49	44,065 13	54,564 62	1,333	5,125,472 00				
22 Eramosa.....					2,608 37		2,608 37		2,608 37	12,784 81	15,393 18	970	2,099,788 00				
23 Erie.....					3,989 05		3,989 05		3,989 05	61,548 46	65,537 51	1,272	4,357,740 00				
24 Farmers' Central.....	300 00				90,176 24		90,176 24	206 80	90,383 04	248,317 08	339,500 12	14,486	41,342,264 00				
25 Farmers' Union.....					36,193 69		36,530 77	337 08	36,530 77	213,364 02	249,894 79	6,740	17,180,814 00				
26 Formosa.....					12,063 67		12,063 67		12,063 67	87,016 70	99,080 37	3,336	8,380,904 00				
27 Germania.....					10,700 93		10,700 93		10,700 93	75,981 79	86,682 72	3,488	8,587,964 00				
28 Glengarry.....	1,000 00	500 00			35,363 67		36,863 67		36,863 67	*243 25	36,620 42	3,859	8,715,450 00				
29 Grand River.....					7,385 84		7,396 94	11 10	7,396 94	25,123 43	32,520 37	1,130	3,760,041 00				
30 Grenville Patron.....					36,383 96		36,383 96		36,383 96	63,619 24	100,003 20	5,213	15,903,965 00				
31 Grey and Bruce.....					10,180 13		10,180 13		10,180 13	43,424 24	53,604 37	3,530	6,555,206 00				
32 Guelph Township.....					1,065 71		1,065 71		1,065 71	1,157 23	2,222 94	334	380,401 50				

33	Halton Union.....				24,266 96	51,504 78	75,771 74	2,987	9,680,601 50
34	Hamilton Township.....	450 00			35,943 42	38,908 71	75,302 13	4,876	10,363,012 00
35	Hay Township.....				5,541 76	5,541 76	65,164 58	2,133	9,141,870 00
36	Hopewell Creek.....				1,576 08	16,790 63	18,366 71	586	1,669,211 00
37	Howard.....				17,951 65	17,951 63	113,266 68	2,854	10,986,566 00
38	Howick.....				16,318 44	136,961 11	153,279 55	5,035	14,601,238 00
39	Kent and Essex.....	300 00			88,065 00	227,857 88	316,822 88	9,185	27,087,903 00
40	Lambton.....				50,423 24	147,676 14	198,099 38	5,583	17,434,802 00
41	Lanark.....	4,000 00			40,846 23	117,520 13	158,366 36	7,219	17,968,155 50
42	Lennox and Addington.....	900 00			11,247 13	58,963 29	70,210 42	2,088	5,885,697 25
43	Lobo.....	2,500 00			13,919 94	61,166 80	75,086 74	1,099	3,871,918 25
44	London Township.....				3,810 89	16,206 17	20,017 06	666	1,618,181 00
45	McGillivray.....				7,004 78	95,710 33	102,762 51	2,639	8,492,716 00
46	McKillop.....	250 00			64,987 16	90,125 53	155,112 69	7,503	18,123,435 00
47	Maple Leaf.....				13,179 66	70,692 38	84,130 93	3,365	13,631,277 00
48	Nissour.....				5,672 72	4,652 11	10,450 43	1,329	3,455,130 00
49	Norfolk.....				12,701 05	38,343 75	51,044 80	1,898	5,572,655 00
50	North Kent.....				1,847 70	15,784 07	17,643 77	407	1,287,655 00
51	Oneida.....				6,364 47	34,131 21	40,495 68	1,212	750,540 00
52	Ontario Threshermen's.....				11,358 28	84,272 38	100,929 71	2,675	8,713,182 00
53	Otter.....	1,200 00		4,099 05	63,367 20	178,171 94	241,539 14	9,151	26,870,290 00
54	Peel County.....				15,121 06	67,356 06	82,482 12	4,017	12,090,421 00
55	Peel and Maryborough.....				9,911 18	*7,595 30	4,181 88	2,030	3,237,763 00
56	Prescott.....	1,866 00			1,775 63	6,186 48	8,012 11	672	1,610,491 25
57	Paslinch.....				7,976 22	9,388 72	14,649 51	939	2,711,025 00
58	Saltfleet and Bimbrook.....	1,412 50			3,442 01	20,887 76	24,329 77	1,025	3,343,470 00
59	Southwood.....				5,925 06	9,442 93	15,367 99	986	3,345,337 50
60	Townsend.....				6,015 60	71,435 83	83,851 43	3,423	14,768,425 00
61	Usborne and Hibbert.....	1,400 00	5,000 00		4,232 28	48,221 23	52,453 51	827	3,379,670 00
62	Walpole.....				51,799 05	335,424 14	388,058 19	12,590	48,301,997 00
63	Waterloo, North.....	835 00			12,949 02	69,556 23	82,505 25	4,236	12,949,022 85
64	Wawanosh, West.....				843 02	28,420 89	29,503 91	1,437	4,437,998 00
65	Westminster.....				5,854 19	22,876 29	28,730 48	1,612	4,108,683 00
66	Williams, East.....				4,959 23	11,172 81	16,132 04	1,029	3,297,998 64
67	Yarmouth.....								
TOTALS.....		13,786 11	3,867 50	500 00	1,054,073 08	18,518 14	5,327,679 07	195,152	583,130,111 17
WEATHER									
1	Ontario Farmers'.....	2,000 00	200 00		16,764 08	17,885 47	34,849 55	4,871	9,546,530 00
2	Western Farmers'.....	2,000 00	4,000 00		60,192 95	228,556 98	294,749 93	13,038	31,652,290 00
TOTALS.....		2,000 00	4,200 00		83,157 03	246,442 45	329,599 48	17,909	41,198,820 00

Includes \$2,912.50 of contingent liability for losses under Rebuilding Clause.

32	Guelph Township.....	2,158 73	615 18	251 45	33 57	8 11	40 00	3,107 04
33	Halton Union.....	31,955 80	1,492 20	347 50	80 20	1,588 65	938 55	37,518 45
34	Hamilton Township.....	28,815 31	5,829 58	4,055 91	43 00	2,482 88	1,040 64	42,227 32	5,145 36
35	Hwy Township.....	13,663 75	146 05	146 05	2,263 62	16,163 31	64 03
36	Hopewell Creek.....	4,162 80	293 57	66 95	3 00	235 59	38 30	4,800 21
37	Howard.....	34,113 20	2,193 08	1,130 25	203 50	3,388 26	41,302 70	1,212 54
38	Howick.....	36,010 19	3,424 54	597 38	134 85	4,450 00	1,557 62	46,329 33
39	Kent and Essex.....	80,495 53	3,644 73	2,746 56	574 63	10,189 87	2,396 20	100,186 72	3,021 52
40	Lambton.....	44,820 04	2,033 51	117 98	6,384 84	1,952 65	122 00	57,993 68	20,600 00
41	Lanark.....	78,379 38	2,923 58	716 22	47 32	3,521 56	2,627 26	89,385 66
42	Lennox and Admington.....	19,401 65	859 09	671 65	59 25	1,942 67	160 45	23,209 43
43	Lobo.....	8,666 40	324 15	2,059 11	11 50	2,500 00
44	London Township.....	10,118 76	534 35	2,343 57	2,204 87	626 50	15,880 60	2,567 01
45	McGillivray.....	2,555 10	364 16	262 20	578 67	3,760 13	2,000 00
46	McKillop.....	17,048 71	1,026 79	423 70	11 50	3,094 23	113 61	21,796 70	6,902 51
47	Maple Leaf.....	59,911 00	7,352 72	3,617 25	190 55	4,706 13	15,372 00	91,149 65	391 37
48	Nissouri.....	29,564 27	1,101 28	666 54	82 24	2,996 91	231 55	34,897 79	11,000 00
49	Norfolk.....	12,178 80	331 84	223 80	170 78	199 40	13,104 62
50	North Kent.....	17,986 20	2,095 36	1,031 70	1,200 00	22,329 26
51	Oneida.....	4,372 66	424 00	177 28	95 22	335 00	8 84	5,413 00
52	Ontario Threshermen's.....	15,229 69	316 20	688 85	825 52	17,411 31
53	Otter.....	24,762 35	1,607 31	2,771 25	272 06	3,238 18	1,712 88	34,504 03
54	Peel County.....	70,011 55	11,314 00	3,708 75	536 10	6,618 66	8,351 20	100,639 26
55	Peel and Maryborough.....	29,761 38	4,682 49	1,629 65	166 52	1,784 60	1,798 94	39,823 58
56	Prescott.....	11,485 55	2,619 00	1,317 61	17 30	45 45	16 51	15,506 41
57	Puslinch.....	4,544 33	819 81	632 33	55 97	29 01	6,081 45
58	Saltfleet and Binbrook.....	7,196 25	804 00	495 36	34 65	477 54	9,051 30
59	Southwold.....	8,529 98	1,004 07	753 03	58 76	591 81	1,050 00	12,036 55
60	Townsend.....	11,350 90	461 30	143 85	5 75	350 06	12,311 86
61	Usborne and Hibbert.....	14,641 55	520 50	2,854 28	18,177 38	5,000 00
62	Walpole.....	9,499 10	295 20	549 20	5 75	1,849 86	1,200 00	13,499 11	513 75
63	Waterloo, North.....	111,114 17	2,698 05	3,109 10	265 71	13,822 15	1,286 25	132,599 83	4,700 00
64	Wawanosh, West.....	31,869 75	1,068 54	536 39	4 02	2,949 73	243 48	36,727 63	400 00
65	Westminster.....	11,142 06	1,094 13	1,352 57	13,588 76	2,198 36
66	Williams, East.....	12,208 80	103 05	480 90	46 30	890 42	3 28	13,748 75
67	Yarmouth.....	10,224 28	683 54	171 10	37 26	352 51	435 20	11,903 89
TOTALS.....		1,621,729 31	128,218 87	63,621 11	6,339 33	160,765 69	76,831 66	2,065,618 92	17,500 00
WEATHER	
1	Ontario Farmers.....	16,014 05	400 87	9 00	925 57	17,459 07
2	Western Farmers.....	54,060 54	938 09	55 25	11,111 26	67,855 50	51,500 00
TOTALS.....		70,074 59	1,338 96	64 25	12,036 83	85,314 57	51,500 00

32	Guelph Township.....	123 00	310 00	25 00	101 83	559 83	1,215 15	490 96	9 26	25 00	2,300 20
33	Halton Union.....	2,418 50	2,524 70	100 00	1,036 83	6,080 03	15,179 60	5,013 30	503 30	300 00	27,076 23	5,000 00
34	Hamilton Township.....	3,213 50	2,493 00	100 00	2,095 80	7,902 30	26,206 57	4,021 57	962 83	674 38	39,767 65	5,000 00
35	Hay Township.....	713 50	1,118 20	75 00	1,031 51	2,938 21	12,000 34	49 75	1,844 58	16,832 88	4,000 00
36	Hopewell Creek.....	220 00	363 80	50 00	148 80	782 60	331 25	611 38	32 50	300 00	2,057 73	5,000 00
37	Howard.....	1,362 60	1,786 50	100 00	1,108 07	4,357 17	19,360 13	2,424 81	1,129 06	659 04	27,930 21	9,962 50
38	Howick.....	2,480 25	2,965 80	100 00	1,896 12	7,442 17	15,444 64	4,234 01	446 93	1,213 88	28,781 63	10,000 00
39	Kent and Essex.....	8,678 72	4,998 50	150 00	3,593 73	17,420 95	45,350 47	6,182 05	2,068 48	2,862 76	73,884 71	25,119 90
40	Kent and Essex.....	3,554 00	2,755 00	100 00	1,972 77	8,381 77	35,444 74	1,342 52	885 00	2,954 65	49,008 68	45,000 00
41	Lambton.....	7,235 25	5,602 50	100 00	5,095 91	18,033 66	56,540 65	2,591 90	615 80	1,617 48	79,399 49	25,000 00
42	Lennox and Addington.....	3,083 62	1,675 50	75 00	1,039 02	5,873 14	13,020 54	732 10	290 83	1,280 36	21,196 97	5,000 00
43	Lobo.....	571 50	881 70	50 00	401 34	1,904 54	6,676 27	318 30	125 52	100 00	9,124 63	5,000 00
44	London Township.....	640 00	994 00	75 00	541 89	2,250 89	15,179 29	372 91	472 95	18,276 04	7,387 67
45	McGillivray.....	594 95	1,731 20	50 00	166 64	795 14	285 28	71 10	104 35	200 00	1,455 87	3,500 00
46	McKillop.....	9,322 70	4,482 60	150 00	3,303 14	17,258 44	42,323 18	9,553 80	149 73	116 93	9,860 92	15,631 27
47	Maple Leaf.....	1,696 50	1,567 70	100 00	988 57	4,352 77	20,979 07	1,667 03	2,002 97	1,250 00	72,388 39	7,000 00
48	Nissouri.....	1,182 50	1,158 45	50 00	936 42	3,327 37	4,898 85	296 90	165 00	50 00	8,738 12	21,000 00
49	Norfolk.....	1,125 00	1,101 40	75 00	1,023 44	3,324 84	6,027 57	1,103 01	319 85	353 00	11,128 27	463 64
50	North Kent.....	228 00	414 90	50 00	164 67	857 57	290 78	970 00	130 04	200 00	2,448 39	2,000 00
51	Oneida.....	3,499 55	2,390 00	25 00	1,671 79	7,586 34	2,808 43	276 75	10,671 52	2,000 00
52	Ontario Threshermen's.....	1,430 00	1,778 50	75 00	1,643 79	4,927 29	18,390 21	1,830 07	4,842 45	2,500 00	32,490 02	3,989 52
53	Other.....	5,695 00	1,262 00	150 00	6,055 55	13,162 55	52,539 55	9,902 70	875 95	2,500 00	78,980 75	10,020 55
54	Peel County.....	1,898 71	1,933 15	100 00	1,405 84	5,337 70	21,064 92	3,339 09	429 48	530 00	30,701 19	4,000 00
55	Peel and Maryborough.....	972 84	1,622 00	50 00	721 88	3,366 72	8,333 16	1,109 00	119 74	85 00	13,013 62	900 00
56	Prescott.....	574 25	930 00	50 00	160 16	1,092 16	990 41	1,255 96	35 57	148 60	3,522 70	3,000 00
57	Pushinch.....	632 50	983 00	50 00	379 34	2,044 84	8,017 50	1,400 69	217 72	362 78	12,043 53	5,000 00
58	Saltfleet and Binbrook.....	604 00	1,008 10	50 00	477 17	2,139 27	5,994 37	422 55	277 20	200 00	9,033 39	3,000 00
59	Southwold.....	510 00	1,310 50	100 00	1,199 47	3,119 97	18,521 55	136 65	1,076 00	22,854 17	2,993 75
60	Townsend.....	180 50	1,294 80	50 00	564 10	2,089 40	9,224 50	274 70	52 05	1,442 00	13,082 65	3,000 00
61	Walpole and Hibbert.....	6,991 35	6,133 60	250 00	4,603 41	17,978 36	74,751 98	3,413 11	931 03	6,212 50	103,286 98	44,150 00
62	Waterloo, North.....	1,794 00	1,560 50	100 00	1,424 77	4,879 27	25,991 77	1,026 79	354 60	50 00	32,302 43	6,400 00
63	Waterloo, North.....	465 00	940 00	50 00	420 47	1,875 47	6,194 17	843 61	5,28 26	9,441 51	7,000 00
64	Wawanosh, West.....	840 00	859 00	50 00	773 14	2,522 14	14,934 21	364 16	323 27	500 00	18,643 78	1,000 00
65	Westminster.....	356 50	836 00	50 00	502 85	1,745 35	6,010 58	1,160 05	174 00	9,089 98	10,000 00
66	Williams, East.....	115,804 75	124,159 14	5,225 00	85,463 59	330,652 48	1,079,696 48	128,598 46	56,896 49	*\$5,705 75	1,651,549 66	2,900 00
67	Yarmouth.....	3,046 85	2,160 00	75 00	2,852 34	8,134 19	11,196 38	117 05	19,447 62
TOTALS	WEATHER	14,230 20	4,104 00	150 00	6,446 04	24,930 24	61,562 29	485 58	202 00	87,180 11	15,000 00
TOTALS	Ontario Farmers.....	17,277 05	6,264 00	225 00	9,298 38	33,064 43	72,758 67	602 63	202 00	106,627 73	15,000 00
TOTALS	Western Farmers.....	25,000 00

*Includes "Fire Prevention Expense" (\$8,237.30); "Donations" to M.F.U.A. British Aid Fund (\$41,688.56) and other war funds (\$5,110.00); "Sundry" (\$699.89).
 †Includes "Refunds from Surplus."

II. ASSOCIATED NEW ENGLAND FACTORY MUTUALS

ARKWRIGHT MUTUAL FIRE INSURANCE COMPANY*

HEAD OFFICE, BOSTON, MASS.

Principal Office in Canada, Toronto, Ont.

Chief Agent in Canada.—Jas. P. McD. Costigan, Toronto.

Chief Agent in Ontario.—Jas. P. McD. Costigan, Toronto.

Date Organized.—1860. *Date commenced business in Canada.*—1927.

Total assets.....	\$7,789,470	PREMIUM DEPOSITS WRITTEN—CLAIMS INCURRED	
Total liabilities.....	3,319,951	Premiums—Ontario (net).....	\$37,733
		Premiums—Canada (net).....	70,377
		Claims—Ontario (net).....	9,333
		Claims—Canada (net).....	27,077

BLACKSTONE MUTUAL FIRE INSURANCE COMPANY*

(Including business of Merchants Mutual Fire Insurance Company)

HEAD OFFICE, PROVIDENCE, R.I.

Principal Office in Canada, Toronto, Ont.

Chief Agent in Ontario.—Robt. C. Mold, Toronto.

Date Organized.—1868. *Date commenced business in Canada.*—1927.

Total assets.....	\$6,794,411	PREMIUM DEPOSITS WRITTEN—CLAIMS INCURRED	
Total liabilities.....	3,861,286	Premiums—Ontario (net).....	\$ 59,939
		Premiums—Canada (net).....	109,329
		Claims—Ontario (net).....	12,914
		Claims—Canada (net).....	24,421

BOSTON MANUFACTURERS MUTUAL FIRE INSURANCE COMPANY*

HEAD OFFICE, BOSTON, MASS.

Principal Office in Canada, Toronto, Ont.

(Including business of the Paper Mill Mutual Insurance Company)

Chief Agent in Ontario.—Jas. P. McD. Costigan, Toronto.

Date Organized.—1850. *Date commenced business in Canada.*—1927.

Total assets.....	\$8,316,022	PREMIUM DEPOSITS WRITTEN—CLAIMS INCURRED	
Total liabilities.....	4,563,046	Premiums—Ontario (net).....	\$45,232
		Premiums—Canada (net).....	85,103
		Claims—Ontario (net).....	13,569
		Claims—Canada (net).....	25,767

COTTON AND WOOLEN MANUFACTURERS MUTUAL INSURANCE COMPANY OF NEW ENGLAND*

HEAD OFFICE, BOSTON, MASS.

Principal Office in Canada, Toronto, Ont.

Chief Agent in Canada.—Jas. P. McD. Costigan, Toronto.

Chief Agent in Ontario.—Jas. P. McD. Costigan, Toronto.

Date Organized.—1875. *Date commenced business in Canada.*—1927.

Total assets.....	\$2,118,063	PREMIUM DEPOSITS WRITTEN—CLAIMS INCURRED	
Total liabilities.....	911,627	Premiums—Ontario (net).....	\$ 9,855
		Premiums—Canada (net).....	14,773
		Claims—Ontario (net).....	2,846
		Claims—Canada (net).....	3,640

*See note on page 1.

FALL RIVER MANUFACTURERS MUTUAL INSURANCE COMPANY*

HEAD OFFICE, FALL RIVER, MASS.

Principal Office in Canada, Toronto, Ont.

Chief Agent in Ontario.—Jas. P. McD. Costigan, Toronto.*Date Organized.*—1870. *Date commenced business in Canada.*—1927.

Total assets.....	\$2,399,925	PREMIUM DEPOSITS WRITTEN—CLAIMS INCURRED	
Total liabilities.....	1,175,496	Premiums—Ontario (net).....	\$11,644
		Premiums—Canada (net).....	21,905
		Claims—Ontario (net).....	3,397
		Claims—Canada (net).....	6,534

FIREMEN'S MUTUAL INSURANCE COMPANY*

HEAD OFFICE, PROVIDENCE, R.I.

Principal Office in Canada, Toronto, Ont.

Chief Agent in Ontario.—Jas. P. McD. Costigan, Toronto.*Date Organized.*—1854. *Date commenced business in Canada.*—1927.

Total assets.....	\$7,719,555	PREMIUM DEPOSITS WRITTEN—CLAIMS INCURRED	
Total liabilities.....	4,543,645	Premiums—Ontario (net).....	\$ 88,794
		Premiums—Canada (net).....	137,824
		Claims—Ontario (net).....	32,075
		Claims—Canada (net).....	34,809

INDUSTRIAL MUTUAL INSURANCE COMPANY*

HEAD OFFICE, BOSTON, MASS.

Principal Office in Canada, Toronto, Ont.

Chief Agent in Canada.—Jas. P. McD. Costigan, Toronto.*Chief Agent in Ontario.*—Jas. P. McD. Costigan, Toronto.*Date Organized.*—1890. *Date commenced business in Canada.*—1929.

Total assets.....	\$1,210,291	PREMIUM DEPOSITS WRITTEN—CLAIMS INCURRED	
Total liabilities.....	455,888	Premiums—Ontario (net).....	\$4,927
		Premiums—Canada (net).....	7,387
		Claims—Ontario (net).....	1,423
		Claims—Canada (net).....	1,820

MANUFACTURERS MUTUAL FIRE INSURANCE COMPANY*

HEAD OFFICE, PROVIDENCE, R.I.

Principal Office in Canada, Toronto, Ont.

Chief Agent in Canada.—Jas. P. McD. Costigan, Toronto.*Chief Agent in Ontario.*—Jas. P. McD. Costigan, Toronto.*Date Organized.*—1835. *Date commenced business in Canada.*—1927.

Total assets.....	\$21,954,075	PREMIUM DEPOSITS WRITTEN—CLAIMS INCURRED	
Total liabilities.....	11,974,705	Premiums—Ontario (net).....	\$197,045
		Premiums—Canada (net).....	402,022
		Claims—Ontario (net).....	33,767
		Claims—Canada (net).....	118,409

MILL OWNERS MUTUAL FIRE INSURANCE COMPANY*

HEAD OFFICE, CHICAGO, ILL.

Principal Office in Canada, Toronto, Ont.

Chief Agent in Ontario.—Jas. P. McD. Costigan, Toronto.*Date Organized.*—1895. *Date commenced business in Canada.*—1927.

Total assets.....	\$1,085,103	PREMIUM DEPOSITS WRITTEN—CLAIMS INCURRED	
Total liabilities.....	695,738	Premiums—Ontario (net).....	\$7,397
		Premiums—Canada (net).....	9,739
		Claims—Ontario (net).....	2,427
		Claims—Canada (net).....	2,892

*See note on page 1.

PHILADELPHIA MANUFACTURERS MUTUAL FIRE INSURANCE COMPANY*

HEAD OFFICE, PHILADELPHIA, PA.

Principal Office in Canada, Montreal, Que.

Chief Agent in Canada.—I. W. Clarke, Montreal.*Chief Agent in Ontario.*—Jas. P. McD. Costigan, Toronto.*Date Organized.*—1880. *Date commenced business in Canada.*—1927.

Total assets	\$2,024,621	PREMIUM DEPOSITS WRITTEN—CLAIMS INCURRED	
Total liabilities	1,197,809	Premiums—Ontario (net)	\$16,509
		Premiums—Canada (net)	28,882
		Claims—Ontario (net)	4,007
		Claims—Canada (net)	8,806

PROTECTION MUTUAL FIRE INSURANCE COMPANY*

HEAD OFFICE, CHICAGO, ILL.

Principal Office in Canada, Toronto, Ont.

Chief Agent in Ontario.—Jas. P. McD. Costigan, Toronto.*Date Organized.*—1887. *Date commenced business in Canada.*—1927.

Total assets	\$1,588,155	PREMIUM DEPOSITS WRITTEN—CLAIMS INCURRED	
Total liabilities	1,069,911	Premiums—Ontario (net)	\$11,095
		Premiums—Canada (net)	14,609
		Claims—Ontario (net)	3,640
		Claims—Canada (net)	4,338

RUBBER MANUFACTURERS MUTUAL INSURANCE COMPANY*

HEAD OFFICE, BOSTON, MASS.

Principal Office in Canada, Toronto, Ont.

Chief Agent in Canada.—Jas. P. McD. Costigan, Toronto.*Chief Agent in Ontario.*—Jas. P. McD. Costigan, Toronto.*Date Organized.*—1884. *Date commenced business in Canada.*—1927.

Total assets	\$2,156,367	PREMIUM DEPOSITS WRITTEN—CLAIMS INCURRED	
Total liabilities	911,572	Premiums—Ontario (net)	\$ 9,855
		Premiums—Canada (net)	14,773
		Claims—Ontario (net)	2,846
		Claims—Canada (net)	3,640

WHAT CHEER MUTUAL FIRE INSURANCE COMPANY*

HEAD OFFICE, PROVIDENCE, R.I.

Principal Office in Canada, Toronto, Ont.

Chief Agent in Ontario.—Jas. P. McD. Costigan, Toronto.*Date Organized.*—1873. *Date commenced business in Canada.*—1927.

Total assets	\$3,248,248	PREMIUM DEPOSITS WRITTEN—CLAIMS INCURRED	
Total liabilities	1,794,583	Premiums—Ontario (net)	\$32,404
		Premiums—Canada (net)	50,248
		Claims—Ontario (net)	8,592
		Claims—Canada (net)	11,283

WORCESTER MANUFACTURERS MUTUAL INSURANCE COMPANY*

HEAD OFFICE, WORCESTER, MASS.

Principal Office in Canada, Toronto, Ont.

Chief Agent in Ontario.—Jas. P. McD. Costigan, Toronto.*Date Organized.*—1855. *Date commenced business in Canada.*—1927.

Total assets	\$2,223,527	PREMIUM DEPOSITS WRITTEN—CLAIMS INCURRED	
Total liabilities	1,196,745	Premiums—Ontario (net)	\$11,643
		Premiums—Canada (net)	21,905
		Claims—Ontario (net)	2,677
		Claims—Canada (net)	3,812

*See note on page 1.

III. OTHER MUTUALS

THE CENTRAL MANUFACTURERS' MUTUAL INSURANCE COMPANY*

HEAD OFFICE, VAN WERI, OHIO

Principal Office in Canada, Toronto, Ont.

Manager or Chief Executive Officer in Canada.—Donald S. Miller, Toronto.

Chief or General Agent in Ontario.—Donald S. Miller, 302 Victory Bldg., Toronto.

Date of Incorporation.—1876. Date commenced business in Canada.—August 23, 1923.

Assets in Canada.....	\$233,580	PREMIUMS WRITTEN—CLAIMS INCURRED	
Liabilities in Canada.....	63,280	Premiums—Ontario (net).....	\$48,221
		Premiums—Canada (net).....	89,739
		Claims—Ontario (net).....	2,861
		Claims—Canada (net).....	45,267

HARDWARE DEALERS' MUTUAL FIRE INSURANCE COMPANY*

HEAD OFFICE, STEVENS POINT, WIS.

Principal Office in Canada, Toronto, Ont.

Manager or Chief Executive Officer in Canada.—Frank B. Dalgleish, Toronto.

Chief or General Agent in Ontario.—Frank B. Dalgleish, 55 York St., Toronto.

Date of Incorporation.—1903. Date commenced business in Canada.—September, 1920.

Assets in Canada.....	\$617,432	PREMIUMS WRITTEN—CLAIMS INCURRED	
Liabilities in Canada.....	223,075	Premiums—Ontario (net).....	\$170,110
		Premiums—Canada (net).....	330,171
		Claims—Ontario (net).....	30,705
		Claims—Canada (net).....	80,424

INDIANA LUMBERMEN'S MUTUAL INSURANCE COMPANY*

HEAD OFFICE, INDIANAPOLIS, IND.

Principal Office in Canada, Ottawa, Ont.

Manager or Chief Executive Officer in Canada.—E. D. Hardy, Booth Bldg., 165 Sparks St., Ottawa.

Date of Incorporation.—April 1, 1897. Date commenced business in Canada.—June 16, 1932.

Assets in Canada.....	\$151,198	PREMIUMS WRITTEN—CLAIMS INCURRED	
Liabilities in Canada.....	35,516	Premiums—Ontario (net).....	\$36,032
		Premiums—Canada (net).....	64,515
		Claims—Ontario (net).....	4,794
		Claims—Canada (net).....	35,737

LIBERTY MUTUAL INSURANCE COMPANY*

HEAD OFFICE, BOSTON, MASS.

Principal Office in Canada, Toronto, Ont.

Manager or Chief Executive Officer in Canada.—Philip F. Foss, 609 Federal Bldg., Toronto.

Date of Incorporation.—Jan. 1, 1912. Date commenced business in Canada.—Dec. 30, 1936.

Assets in Canada.....	\$256,665	PREMIUMS WRITTEN—CLAIMS INCURRED	
Liabilities in Canada.....	25,337	Premiums—Ontario (net).....	\$20,326
		Premiums—Canada (net).....	28,415
		Claims—Ontario (net).....	10,158
		Claims—Canada (net).....	11,660

THE LUMBER MUTUAL FIRE INSURANCE COMPANY OF BOSTON, MASS.*

HEAD OFFICE, BOSTON, MASS.

Principal Office in Canada, Ottawa, Ont.

Manager or Chief Executive Officer in Canada.—E. D. Hardy, Booth Bldg., 165 Sparks St., Ottawa.

Date of Incorporation.—Feb. 13, 1895. Date commenced business in Canada.—Sept. 28, 1931.

Assets in Canada.....	\$163,383	PREMIUMS WRITTEN—CLAIMS INCURRED	
Liabilities in Canada.....	46,826	Premiums—Ontario (net).....	\$42,423
		Premiums—Canada (net).....	86,436
		Claims—Ontario (net).....	4,834
		Claims—Canada (net).....	55,686

*See note on page 1.

LUMBERMEN'S MUTUAL CASUALTY COMPANY*

HEAD OFFICE, CHICAGO, ILL.

Principal Office in Canada, Toronto, Ont.

Manager or Chief Executive Officer in Canada.—Vance C. Smith, Toronto.*Chief or General Agent in Ontario.*—Vance C. Smith, 1201 Concourse Bldg., Toronto.*Date of Incorporation.*—1912. *Date commenced business in Canada.*—July 23, 1920.

Assets in Canada.....	\$774,555	PREMIUMS WRITTEN—CLAIMS INCURRED	
Liabilities in Canada.....	446,312	Premiums—Ontario (net).....	\$479,361
		Premiums—Canada (net).....	625,396
		Claims—Ontario (net).....	178,418
		Claims—Canada (net).....	263,810

THE LUMBERMEN'S MUTUAL INSURANCE COMPANY OF MANSFIELD, OHIO*

HEAD OFFICE, MANSFIELD, OHIO

Principal Office in Canada, Ottawa, Ont.

Manager or Chief Executive Officer in Canada.—E. D. Hardy, Ottawa.*Chief or General Agent in Ontario.*—E. D. Hardy, 165 Sparks St., Ottawa.*Date of Incorporation.*—1895. *Date commenced business in Canada.*—April 29, 1925.

Assets in Canada.....	\$91,378	PREMIUMS WRITTEN—CLAIMS INCURRED	
Liabilities in Canada.....	37,269	Premiums—Ontario (net).....	\$28,280
		Premiums—Canada (net).....	53,569
		Claims—Ontario (net).....	6,080
		Claims—Canada (net).....	37,246

METROPOLITAN LIFE INSURANCE COMPANY*

HEAD OFFICE, NEW YORK, N.Y.

Principal Office in Canada, Ottawa, Ont.

Manager or Chief Executive Officer in Canada.—E. C. McDonald, Ottawa.*Chief or General Agent in Ontario.*—P. A. Bowen, 6 Adelaide St. E., Toronto.*Date of Incorporation.*—1866. *Date commenced business in Canada.*—1872.

PREMIUMS AND DISBURSEMENTS

<i>Life:</i>		<i>Life:</i>	
Assets in Canada.....	\$312,507,070	Premiums—Ontario (net).....	\$15,952,109
Ontario business in force (gross).....	518,007,271	Premiums—Canada (net).....	40,471,448
Canadian business in force (gross).....	1,294,023,576	Total disbursements to policy-	
		holders (net)—In Ontario.....	10,495,048
		In Canada.....	28,015,885
		PREMIUMS WRITTEN—CLAIMS INCURRED	
<i>Other than Life:</i>		<i>Other than Life:</i>	
Assets in Canada.....	619,998	Premiums—Ontario (net).....	825,185
Liabilities in Canada.....	580,763	Premiums—Canada (net).....	1,316,748
		Claims—Ontario (net).....	534,441
		Claims—Canada (net).....	796,041

MILL OWNERS' MUTUAL FIRE INSURANCE COMPANY OF IOWA*

HEAD OFFICE, DES MOINES, IOWA

Principal Office in Canada, Hamilton, Ont.

Manager or Chief Executive Officer in Canada.—Irving Earl Sams, Hamilton.*Chief or General Agent in Ontario.*—Irving Earl Sams, 306-320 Imperial Bldg., Hamilton.*Date of Incorporation.*—1875. *Date commenced business in Canada.*—April 3, 1923.

Assets in Canada.....	\$345,978	PREMIUMS WRITTEN—CLAIMS INCURRED	
Liabilities in Canada.....	158,915	Premiums—Ontario (net).....	\$104,872
		Premiums—Canada (net).....	253,026
		Claims—Ontario (net).....	29,944
		Claims—Canada (net).....	86,814

*See note on page 1.

MINNESOTA IMPLEMENT MUTUAL FIRE INSURANCE COMPANY*

HEAD OFFICE, OWATONNA, MINN.

Principal Office in Canada, Toronto, Ont.

Manager or Chief Executive Officer in Canada.—F. B. Dalglish, Toronto.*Chief or General Agent in Ontario.*—F. B. Dalglish, 55 York St., Toronto.*Date of Incorporation.*—1904. *Date commenced business in Canada.*—September, 1920.

Assets in Canada.....	\$490,169	PREMIUMS WRITTEN—CLAIMS INCURRED	
Liabilities in Canada.....	234,819	Premiums—Ontario (net).....	\$175,700
		Premiums—Canada (net).....	345,323
		Claims—Ontario (net).....	31,149
		Claims—Canada (net).....	86,391

MUTUAL BENEFIT HEALTH & ACCIDENT ASSOCIATION*

HEAD OFFICE, OMAHA, NEB.

Principal Office in Canada, Toronto, Ont.

Manager or Chief Executive Officer in Canada.—L. F. Flaska, Toronto.*Chief or General Agent in Ontario.*—L. F. Flaska, 34 King St. E., Toronto.*Date of Incorporation.*—1909. *Date commenced business in Canada.*—December, 1934.

Assets in Canada.....	\$796,532	PREMIUMS WRITTEN—CLAIMS INCURRED	
Liabilities in Canada.....	615,082	Premiums—Ontario (net).....	\$ 567,832
		Premiums—Canada (net).....	1,238,747
		Claims—Ontario (net).....	198,223
		Claims—Canada (net).....	452,513

MUTUAL BOILER INSURANCE COMPANY OF BOSTON

HEAD OFFICE, BOSTON, MASS.

Principal Office in Canada, Toronto, Ont.

Incorporated.—1877. *Date of initial license in Ontario.*—July 16, 1937.*Officers.*—President and Treasurer, Marshall B. Dalton; Vice-President and Secretary, John A. Collins.*Directors.*—Robert Amory, John W. Arrington, Jr., Harry L. Bailey, S. Bruce Black, Spencer Borden, Winthrop L. Carter, John A. Collins, Marshall B. Dalton, Cyrus Y. Ferris, Hovey T. Freeman, Hans J. Hagge, Charles E. Hodges, Jr., H. De Forest Lockwood, Abbot Stevens, Malcolm B. Stone, E. Kent Swift, John L. Wilds.*Chief or General Agent in Ontario.*—J. P. McD. Costigan, 372 Bay St., Toronto.*Auditors.*—Charles F. Rittenhouse & Co., Boston, Mass.

Statement for the Year Ended December 31, 1941

Balance Sheet—Assets

	IN CANADA	ALL BUSINESS
Amortized book value of bonds.....	\$24,734 46	\$1,073,066 27
Cash on hand and in banks.....	1,644 42	578,816 45
Interest accrued.....	486 98	9,355 71
Agents' balances and premiums uncollected—written on or after October 1, 1941.....	2,536 05	129,837 97
Amount due from reinsurers.....		1,044 85
TOTAL ADMITTED ASSETS.....	\$29,401 91	\$1,792,121 25

Balance Sheet—Liabilities

Provision for unpaid claims.....	\$	\$ 93,605 29
Reserve of unearned premiums, 100%.....	4,170 67	590,321 40
Cash dividends to policyholders declared and unpaid.....	357 20	69,806 71
Agency and other expenses due and accrued.....		27,958 79
Taxes due and accrued.....	279 92	22,830 43
Premiums received in 1941 not effective until 1942.....		5,458 69
Other liabilities.....		62 50
TOTAL LIABILITIES.....	\$ 4,807 79	\$ 810,053 81
Excess of assets over liabilities (surplus for protection of policy- holders).....	24,594 12	982,067 44
TOTAL LIABILITIES AND SURPLUS.....	\$29,401 91	\$1,792,121 25

*See note on page 1.

Profit and Loss Account

	IN CANADA	ALL BUSINESS
Net premiums written.....	\$ 7,920 83	\$1,399,680 18
Reserve of unearned premiums:		
At beginning of year.....	\$ 2,203 32	\$ 394,532 26
At end of year.....	4,170 67	590,321 40
Increase.....	\$ 1,967 35	\$ 195,789 14
Net premiums earned.....	\$ 5,953 48	\$1,203,891 04
Net losses and claims incurred.....	\$	\$ 173,365 43
Total underwriting and loss adjustment expenses.....	6,669 08	446,671 66
Underwriting profit.....	\$ *715 60	\$ 583,853 95
Other revenue:		
Interest, dividends and rents earned.....	1,168 74	24,825 97
Special inspection and miscellaneous income.....	2,900 05
Increase in market value of investments.....	15,544 56
.....	\$ 453 14	\$ 627,124 53
Other expenditure:		
Loss from sale of investments.....	29,755 56
Investment expense.....	1,428 60
.....	\$ 453 14	\$ 595,940 37
NET PROFIT FOR THE YEAR.....	\$ 453 14	\$ 595,940 37

*Underwriting loss.

Surplus for Protection of Policyholders

Surplus of assets over liabilities at beginning of year.....	\$ 845,090 35
Net profit brought down.....	595,940 37
.....	\$1,441,030 72
Dividends declared to policyholders during the year.....	458,963 28
SURPLUS OF ASSETS OVER LIABILITIES AT END OF YEAR.....	\$ 982,067 44

NATIONAL RETAILERS MUTUAL INSURANCE COMPANY*

HEAD OFFICE, GLEN COVE, N.Y.

Principal Office in Canada, Toronto, Ont.

Manager or Chief Executive Officer in Canada.—Vance C. Smith, Concourse Bldg., 100 Adelaide St. W., Toronto.

Date of Incorporation.—Feb. 20, 1922. Date commenced business in Canada.—Oct. 14, 1937.

Assets in Canada.....	\$267,920	PREMIUMS WRITTEN—CLAIMS INCURRED
Liabilities in Canada.....	\$9,111	Premiums—Ontario (net).....
		\$ 97,158
		Premiums—Canada (net).....
		142,112
		Claims—Ontario (net).....
		24,577
		Claims—Canada (net).....
		43,969

NEW YORK LIFE INSURANCE COMPANY*

HEAD OFFICE, NEW YORK, N.Y.

Principal Office in Canada, Montreal, Que.

Manager or Chief Executive Officer in Canada.—P. V. Raven, Montreal.

Chief or General Agent in Ontario.—Ralph M. Devins, 320 Bay St., Toronto.

Date of Incorporation.—1841. Date commenced business in Canada.—1868.

Assets in Canada.....	\$58,371,254	PREMIUMS AND DISBURSEMENTS
Ontario business in force (gross)...	39,217,688	Premiums—Ontario (net).....
Canadian business in force (gross)...	127,659,694	\$1,284,573
		Premiums—Canada (net).....
		8,952,809
		Total disbursements to policy-
		holders (net)—In Ontario.....
		1,186,101
		In Canada.....
		4,256,837

*See note on page 1.

NORTHWESTERN MUTUAL FIRE ASSOCIATION*

HEAD OFFICE, SEATTLE, WASH.

Principal Office in Canada, Vancouver, B.C.

Manager or Chief Executive Officer in Canada.—D. R. Thomson, Randall Bldg., Vancouver.*Chief or General Agent in Ontario.*—D. G. McPherson, Imperial Bldg., Hamilton.*Date of Incorporation.*—1901. *Date commenced business in Canada.*—April 22, 1912.

Assets in Canada.....	\$1,185,388	PREMIUMS WRITTEN—CLAIMS INCURRED	
Liabilities in Canada.....	601,063	Premiums—Ontario (net).....	\$313,635
		Premiums—Canada (net).....	907,111
		Claims—Ontario (net).....	82,256
		Claims—Canada (net).....	245,587

PENNSYLVANIA LUMBERMEN'S MUTUAL FIRE INSURANCE COMPANY*

HEAD OFFICE, PHILADELPHIA, PA.

Principal Office in Canada, Ottawa, Ont.

Manager or Chief Executive Officer in Canada.—E. D. Hardy, Booth Bldg., 165 Sparks St., Ottawa.*Date of Incorporation.*—Feb. 26, 1895. *Date commenced business in Canada.*—Oct. 20, 1931.

Assets in Canada.....	\$163,120	PREMIUMS WRITTEN—CLAIMS INCURRED	
Liabilities in Canada.....	36,266	Premiums—Ontario (net).....	\$34,316
		Premiums—Canada (net).....	65,461
		Claims—Ontario (net).....	5,243
		Claims—Canada (net).....	42,644

THE PRUDENTIAL INSURANCE COMPANY OF AMERICA*

HEAD OFFICE, NEWARK, N.J.

Principal Office in Canada, Montreal, Que.

Manager or Chief Executive Officer in Canada.—Henry P. Douglas, Montreal.*Chief or General Agent in Ontario.*—Harold J. Smithers, 2881 Dundas St. W., Toronto.*Date of Incorporation.*—1873. *Date commenced business in Canada.*—February 3, 1909.

Capital stock paid in cash.....	\$ 2,000,000	PREMIUMS AND DISBURSEMENTS	
<i>Life:</i>		<i>Life:</i>	
Assets in Canada.....	125,334,942	Premiums—Ontario (net).....	\$10,996,379
Ontario business in force (gross)...	318,145,248	Premiums—Canada (net).....	20,249,927
Canadian business in force (gross)...	585,427,504	Total disbursements to policy-	
		holders (net)—In Ontario.....	6,275,306
		In Canada.....	11,765,305
<i>Other than Life:</i>		PREMIUMS WRITTEN—CLAIMS INCURRED	
Assets in Canada.....	64,339	<i>Other than Life:</i>	
Liabilities in Canada.....	7,217	Premiums—Ontario (net).....	11,510
		Premiums—Canada (net).....	16,711
		Claims—Ontario (net).....	3,028
		Claims—Canada (net).....	4,621

THE ROYAL GUARDIANS*

HEAD OFFICE, MONTREAL, QUE.

Officers.—President, E. E. Workman, Westmount; Vice-President, M. M. Johnston, Westmount; General Manager and Treasurer, W. F. Patterson, Montreal; Chairman of the Board, Chas. E. Ward, Montreal; Secretary, B. Pritchard.*Directors.*—C. E. Ward, L. H. Ballantyne, K.C., B. C. Empey, Montreal; P. Wickham, H. W. Monsell, St. Lambert; E. E. Workman, W. F. Patterson, M. M. Johnston, Westmount; C. F. Charbonneau, Outremont.*Chief or General Agent in Ontario.*—Jas. Brodie, 612 Sherbourne St., Toronto.*Date of Incorporation.*—1910. *Date commenced business in Canada.*—July 1, 1910.

<i>Life:</i>		PREMIUMS AND DISBURSEMENTS	
Total assets.....	\$ 908,833	<i>Life:</i>	
Ontario business in force (gross)...	2,546,556	Premiums—Ontario (net).....	\$ 70,618
Total business in force (gross).....	4,228,710	Premiums—Total business (net)...	117,765
		Total disbursements to policy-	
		holders (net)—In Ontario.....	27,925
		Total business...	76,089
<i>Other than Life:</i>		PREMIUMS WRITTEN—CLAIMS INCURRED	
Total assets.....	15,184	<i>Other than Life:</i>	
Total liabilities.....	12,889	Premiums—Ontario (net).....	591
Surplus protection of policyholders...	2,295	Premiums—Total business (net)...	733
		Claims—Ontario (net).....	189
		Claims—Total business (net).....	290

*See note on page 1.

THE STANDARD LIFE ASSURANCE COMPANY*

HEAD OFFICE, EDINBURGH, SCOTLAND

Principal Office in Canada, Montreal, Que.

Manager or Chief Executive Officer in Canada.—Wm. H. C. Kennedy, Montreal.*Chief or General Agent in Ontario.*—G. B. Coyne, 80 King St. W., Toronto.*Date of Organization.*—1825. *Date commenced business in Canada.*—1833.

Assets in Canada.....	\$18,316,703	PREMIUMS AND DISBURSEMENTS	
Ontario business in force (gross)...	13,253,640	Premiums—Ontario (net).....	\$ 347,364
Canadian business in force (gross)...	37,700,361	Premiums—Canada (net).....	1,017,650
		Total disbursements to policy-	
		holders (net)—In Ontario.....	335,020
		In Canada.....	975,595

STATE FARM MUTUAL AUTOMOBILE INSURANCE COMPANY*

HEAD OFFICE, BLOOMINGTON, ILL.

Principal Office in Canada, Toronto, Ont.

Manager or Chief Executive Officer in Canada.—R. E. Patterson, Toronto.*Chief or General Agent in Ontario.*—R. E. Patterson, 465 Bay St., Toronto.*Date of Incorporation.*—1922. *Date commenced business in Canada.*—June, 1938.

Assets in Canada.....	\$127,200	PREMIUMS AND DISBURSEMENTS	
Liabilities in Canada.....	22,040	Premiums—Ontario (net).....	\$52,386
		Premiums—Canada (net).....	52,386
		Claims—Ontario (net).....	14,725
		Claims—Canada (net).....	14,725

TORONTO MUTUAL LIFE INSURANCE COMPANY**(Formerly Ancient Foresters' Mutual Life Insurance Company)*

HEAD OFFICE, TORONTO, ONT.

Officers.—President, J. W. B. Ford, Hamilton; 1st Vice-President, Chas. Fry, Toronto; 2nd Vice-President, H. B. Boynton, Toronto; Managing Director, L. G. Nicholls, Toronto; Consulting Actuary, J. D. Buchanan; Chairman, Chas. G. Dynes, K.C., Hamilton.

Directors.—J. W. B. Ford, C. G. Dynes, K.C., T. Collins, W. R. Davis, Hamilton; Chas. Fry, H. B. Boynton, L. G. Nicholls, Dr. J. Harcourt, Toronto; E. L. Box, Seaforth.

Date of Incorporation.—1934. *Date commenced business in Canada.*—January 2, 1935.

Assets in Canada.....	\$1,753,165	PREMIUMS AND DISBURSEMENTS	
Ontario business in force (gross)...	9,022,673	Premiums—Ontario (net).....	\$277,931
Total business in force (gross).....	9,813,419	Premiums—Total business (net)..	298,486
		Total disbursements to policy-	
		holders (net)—In Ontario.....	119,884
		Total business..	148,806

UNITED MUTUAL FIRE INSURANCE COMPANY*

HEAD OFFICE, BOSTON, MASS.

Principal Office in Canada, Toronto, Ont.

Manager or Chief Executive Officer in Canada.—Philip F. Foss, Toronto.*Chief or General Agent in Ontario.*—Philip F. Foss, 609 Federal Bldg., Toronto.*Date of Incorporation.*—1908. *Date commenced business in Canada.*—April 3, 1925.

Assets in Canada.....	\$298,852	PREMIUMS AND DISBURSEMENTS	
Liabilities in Canada.....	100,516	Premiums—Ontario (net).....	\$ 87,972
		Premiums—Canada (net).....	168,227
		Claims—Ontario (net).....	23,590
		Claims—Canada (net).....	60,552

*See note on page 1.

(C)
CASH-MUTUAL INSURANCE CORPORATIONS



(C)

THE ECONOMICAL MUTUAL FIRE INSURANCE COMPANY*

HEAD OFFICE, KITCHENER, ONT.

Incorporated in 1871 pursuant to the provisions of Chapter 52 of *The Consolidated Statutes of Upper Canada, 1859*. Its business was, by agreement dated September 15, 1936, and effective November 2, 1936, and approved by Order-in-Council dated December 21, 1936, transferred to The Economical Mutual Fire Insurance Company, incorporated in 1936 by an Act of the Parliament of Canada, 1 Edward VIII, Chapter 54.

Date commenced business.—October 28, 1871.

Officers.—President, Henry Knell; Vice-President, Hon. W. D. Euler; General Manager, F. W. Snyder; Ass't General Manager and Secretary-Treasurer, W. W. Foot.

Directors (as at date of filing statement).—Henry Knell, Hon. W. D. Euler, W. J. Motz, H. C. Krug, H. J. Sims, R. A. Lang, L. O. Breithaupt, F. W. Snyder, W. H. Somerville, Waterloo.

		PREMIUMS WRITTEN—CLAIMS INCURRED	
Total admitted assets.....	\$3,186,031	Premiums—Ontario (net).....	\$650,396
Total liabilities.....	725,310	Premiums—Total business (net)..	901,072
Surplus protection of policyholders.	2,460,691	Claims—Ontario (net).....	240,123
		Claims—Total business (net)....	385,931

GORE DISTRICT MUTUAL FIRE INSURANCE COMPANY*

HEAD OFFICE, GALT, ONT.

Officers.—President, A. R. Goldie; Vice-President, John R. Blake; Secretary-Treasurer, Edwin S. Hood; General Manager, J. N. MacKendrick; Ass't General Manager, Edwin S. Hood.

Directors.—A. R. Goldie, John R. Blake, J. N. MacKendrick, James D. Allan, William Philip, W. W. Wilkinson, H. L. McCulloch, Galt; C. Gordon Cockshutt, Brantford; F. G. Rolph, Toronto.

		PREMIUMS WRITTEN—CLAIMS INCURRED	
Total admitted assets.....	\$2,839,094	Premiums—Ontario (net).....	\$425,943
Total liabilities.....	540,079	Premiums—Total business (net)..	618,617
Surplus protection of policyholders.	2,299,015	Claims—Ontario (net).....	186,533
		Claims—Total business (net)....	268,223

MILLERS NATIONAL INSURANCE COMPANY*

HEAD OFFICE, CHICAGO, ILL.

Principal Office in Canada, Toronto, Ont.

Manager or Chief Executive Officer in Canada.—H. Begg, Toronto.

Chief or General Agent in Ontario.—H. Begg, 14-24 Toronto St., Toronto.

Date of Incorporation.—1865. *Date commenced business in Canada.*—October 6, 1915.

		PREMIUMS WRITTEN—CLAIMS INCURRED	
Assets in Canada.....	\$245,164	Premiums—Ontario (net).....	\$ 60,747
Liabilities in Canada.....	81,220	Premiums—Canada (net).....	109,840
		Claims—Ontario (net).....	23,365
		Claims—Canada (net).....	50,274

THE PERTH MUTUAL FIRE INSURANCE COMPANY

HEAD OFFICE, STRATFORD, ONT.

Incorporated.—October 2, 1863. *Date commenced business.*—October, 1863.

Officers.—President, G. G. McPherson, K.C.; Vice-President, H. W. Strudley; Secretary, J. M. Macrae; General Manager, A. E. Dodds; Ass't General Manager, J. A. C. Kay.

Directors (as at date of filing statement).—G. G. McPherson, K.C., H. W. Strudley, J. A. Makins, Lieut.-Col. R. M. Trow, W. J. Anderson, H. H. Dempsey, A. E. Dodds, C. D. Dingman, John G. Lind.

Auditors.—Monteith & Monteith, Stratford.

*See note on page 1.

Statement for the Year Ended December 31, 1941

Balance Sheet—Assets

Book value of real estate—office premises	\$	41,000	00
Mortgage loans on real estate—first liens		39,400	00
Amortized book value of bonds, debentures and debenture stocks:			
Not in default	\$	1,741,583	30
In default		3,813	60
		1,745,396	90
Book value of stocks		44,266	75
Cash on hand and in banks		64,710	22
Interest accrued	\$	15,833	49
Rents accrued		100	00
		15,933	49
Agents' balances and premiums uncollected:			
Written on or after October 1, 1941	\$	37,275	23
Premiums due from reinsuring companies:		4,803	59
Written on or after October 1, 1941		42,078	82
Amount due from reinsurance on losses already paid		4,085	49
TOTAL ADMITTED ASSETS		\$1,996,871	67

Balance Sheet—Liabilities

	IN CANADA	TOTAL LIABILITIES
Total provision for unpaid claims and adjustment expenses of said claims	\$ 21,607 10	\$ 21,607 10
Total net reserve. \$209,980.22; carried out at 80 % thereof	167,984 18	167,984 18
Expenses due and accrued		10,000 00
Taxes due and accrued		10,000 00
Return premiums and balances due agents		63 80
Investment reserves		150,000 00
Contingency reserves		15,000 00
TOTAL LIABILITIES		\$ 374,655 08
Excess of assets over liabilities (surplus for protection of policyholders)		1,622,216 59
TOTAL LIABILITIES AND SURPLUS		\$1,996,871 67

Profit and Loss Account

	IN CANADA AND ALL BUSINESS
Net premiums written	\$ 230,098 10
Reserve of unearned premiums (80 %):	
At beginning of year	\$ 154,147 32
At end of year	167,984 18
Increase	13,836 86
	\$ 216,261 24
Net premiums earned	\$ 105,985 06
Net claims incurred	3,878 73
Net adjustment expenses incurred	54,930 71
Commissions	8,967 55
Taxes	42,146 80
Salaries, fees and travelling expenses	11,208 13
All other expenses	
Total claims and expenses	227,116 98
Underwriting loss	\$ 10,855 74
Other revenue:	
Interest earned—cash and accruals	\$ 67,094 39
Adjustment by amortization	523 30
	\$ 67,617 69
Dividends earned	2,045 90
Profit on sale of securities and real estate	1,774 82
	71,438 41
	\$ 60,582 67
Other expenditure:	
Loss on real estate operations	\$ 336 53
Reserve for contingencies	15,000 00
	15,336 53
NET PROFIT FOR THE YEAR	\$ 45,246 14

Surplus for Protection of Policyholders

Surplus of assets over liabilities at beginning of year.....	\$1,627,688	60
Net profit for the year brought down.....	45,246	14
	<u>\$1,672,934</u>	<u>74</u>
Donation to Chancellor of Exchequer, London, Eng.....	\$ 25,000	00
Donation to Receiver-General of Canada.....	25,000	00
		<u>50,000 00</u>
	\$1,622,934	74
Deduct increase in unadmitted ledger assets.....	718	15
SURPLUS OF ASSETS OVER LIABILITIES AT END OF YEAR.....	\$1,622,216	59

Summary of Risks—Fire

	IN ONTARIO	ELSEWHERE	ALL BUSINESS
Gross in force, December 31, 1940.....	\$53,556,878	\$ 6,959,492	\$60,516,370
Taken in 1941, new and renewed.....	30,595,838	10,114,203	40,710,041
Totals.....	<u>\$84,152,716</u>	<u>\$17,073,695</u>	<u>\$101,226,411</u>
Ceased in 1941, including renewed.....	29,881,621	7,798,732	37,680,353
Gross in force, December 31, 1940.....	\$54,271,095	\$ 9,274,963	\$63,546,058
Reinsurance in force, December 31, 1941.....	12,629,858	3,211,545	15,841,403
NET IN FORCE, DECEMBER 31, 1941.....	\$41,641,237	\$ 6,063,418	\$47,704,655

Exhibit of Premiums in Force in Canada

CLASS OF INSURANCE	GROSS IN FORCE AT END OF 1940		TAKEN IN 1941, NEW AND RENEWED		CEASED IN 1941, INCLUDING RENEWED		GROSS IN FORCE AT END OF 1941		REINSURANCE	NET IN FORCE AT END OF 1941		
	\$	c.	\$	c.	\$	c.	\$	c.		\$	c.	
Fire.....	508,890	42	389,330	76	348,689	27	549,531	91	148,770	94	400,760	97

THE PORTAGE LA PRAIRIE MUTUAL INSURANCE COMPANY*

HEAD OFFICE, PORTAGE LA PRAIRIE, MAN.

Officers.—President, M. G. Tidsbury, High Bluff; Vice-President, E. H. Muir, Portage la Prairie; Secretary and General Manager, A. H. Thorpe, Portage la Prairie; Treasurer, A. G. Hall, Portage la Prairie.

Directors.—M. G. Tidsbury, High Bluff; E. H. Muir, Jos. Trimble, James McKenzie, J. C. Miller, K.C., Portage la Prairie; Robt. McDermott, Edwin; P. D. McArthur, McDonald; Hon. D. L. Campbell, Arthur Sullivan, K.C., Winnipeg.

Chief or General Agent in Ontario.—E. J. B. Dobie, c/o Bonin-Dobie-Jackson Ltd., Whalen Bldg., Port Arthur.

Incorporated, Dominion of Canada.—May, 1930. *Commenced business in Ontario.*—Feb., 1931.

Total admitted assets.....	\$868,591	PREMIUMS WRITTEN—CLAIMS INCURRED	
Total liabilities.....	352,161	Premiums—Ontario (net).....	\$ 19,611
Surplus protection of policyholders.....	516,430	Premiums—Total business (net).....	332,557
		Claims—Ontario (net).....	1,990
		Claims—Total business (net)....	167,174

THE WATERLOO MUTUAL FIRE INSURANCE COMPANY

HEAD OFFICE, WATERLOO, ONT.

Incorporated.—February 9, 1863. *Date commenced business.*—May 7, 1863.

Officers.—President, W. G. Weichel; Vice-President, J. H. Simpson; Secretary, J. A. Fischer; General Manager, F. H. Moser; Treasurer, C. G. Durnan.

Directors.—W. G. Weichel, J. H. Simpson, F. H. Moser, E. J. Bauer, Ford S. Kumpf, W. R. Bricker, Wm. Henderson, Sr., Oscar Rumpel, P. V. Wilson.

Auditors.—J. F. Scully, C.A., R. P. Uffelman, C.A.

*See note on page 1.

Statement for the Year Ended December 31, 1941

Balance Sheet—Assets

Book value of real estate—office premises.....	\$	35,000	00
Mortgage loans on real estate—first liens.....		202,922	52
Amortized book value of bonds, debentures and debenture stocks—not in default..		1,741,580	86
Book value of stocks.....		43,175	00
Cash on hand and in banks.....		51,597	15
Interest accrued.....	\$	18,839	94
Dividends due.....		93	75
		18,933	69
Agents' balances and premiums uncollected:			
Written on or after October 1, 1941.....	\$	18,677	14
Premiums due from reinsuring companies:			
Written on or after October 1, 1941.....		11,343	43
		60,020	57
TOTAL ADMITTED ASSETS.....		\$2,153,229	79

Balance Sheet—Liabilities

	IN CANADA	OUTSIDE CANADA	TOTAL LIABILITIES
Total provision for unpaid claims.....	\$ 21,500 00	\$.....	\$ 21,500 00
Adjustment expenses of said claims.....	500 00		500 00
Total net reserve, \$362,419.88; carried out at 80% thereof.....	289,921 08	14 84	289,935 92
Taxes due and accrued.....			12,000 00
Reinsurance premiums.....			465 87
Return premiums and balances due agents.....			256 71
Investment reserves.....			59,500 00
Pension fund reserve.....			25,971 71
National defence tax.....			324 42
TOTAL LIABILITIES.....			\$ 410,454 63
Excess of assets over liabilities (surplus for protection of policyholders).....			1,742,775 16
TOTAL LIABILITIES AND SURPLUS.....			\$2,153,229 79

Profit and Loss Account

	IN CANADA	OUTSIDE CANADA	ALL BUSINESS
Net premiums written.....	\$ 366,008 33	\$ 34 19	\$ 366,042 52
Reserve of unearned premiums (80%):			
At beginning of year.....	\$ 276,175 02	\$ 2 26	\$ 276,177 28
At end of year.....	289,921 08	14 84	289,935 92
Increase.....	\$ 13,746 06	\$ 12 58	\$ 13,758 64
Net premiums earned.....	\$ 352,262 27	\$ 21 61	\$ 352,283 88
Net claims incurred.....	\$ 200,215 22	\$.....	\$ 200,215 22
Net adjustment expenses incurred.....	6,288 28		6,288 28
Commissions.....	82,404 50	12 51	82,417 01
Taxes.....	12,465 00		12,465 00
Salaries, fees and travelling expenses.....	75,614 08		75,614 08
All other expenses.....			23,395 01
Total claims and expenses.....			\$ 400,394 60
Underwriting loss.....			\$ 48,110 72
Other revenue:			
Interest earned—cash and accruals.....	\$ 78,501 02		
Adjustment by amortization.....	1,043 10		
		\$ 79,547 12	
Dividends earned.....		2,023 00	
Net rents earned.....		876 00	
Bad debts recovered previously written off.....		222 06	
Profit on sale of securities and real estate.....		3,163 09	
Sundry receipts.....		761 91	
Transfer fees.....		1 50	
		86,594 68	
		\$ 38,483 96	
Other expenditure:			
Building renovations.....	\$ 9,244 17		
Pension fund reserve.....	8,998 91		
Pension.....	1,200 00		
War charities, etc.....	1,000 00		
		20,443 08	
NET PROFIT FOR THE YEAR.....			\$ 18,040 88

Surplus for Protection of Policyholders

Surplus of assets over liabilities at beginning of year	\$1,727,236 75
Net profit for the year brought down	18,040 88
	\$1,745,277 63
Deduct increase in unadmitted ledger assets	2,502 47
SURPLUS OF ASSETS OVER LIABILITIES AT END OF YEAR	\$1,742,775 16

Summary of Risks—Fire

	IN ONTARIO	ELSEWHERE	ALL BUSINESS
Gross in force, December 31, 1940	\$ 89,609,016	\$ 8,262,743	\$ 97,971,759
Taken in 1941, new and renewed	47,361,261	10,363,190	57,724,451
Totals	\$136,970,277	\$ 18,725,933	\$155,696,210
Ceased in 1941, including renewed	46,813,278	8,955,882	55,769,160
Gross in force, December 31, 1941	\$ 90,156,999	\$ 9,770,051	\$ 99,927,050
Reinsurance in force, December 31, 1941	16,740,291	2,160,897	18,901,188
NET IN FORCE, DECEMBER 31, 1941	\$ 73,416,708	\$ 7,609,154	\$ 81,025,862

Exhibit of Premiums in Force in Canada

CLASS OF INSURANCE	GROSS IN FORCE AT END OF 1940		TAKEN IN 1941, NEW AND RENEWED		CEASED IN 1941, INCLUDING RENEWED		GROSS IN FORCE AT END OF 1941		REINSURANCE	NET IN FORCE AT END OF 1941		
	\$	c.	\$	c.	\$	c.	\$	c.		\$	c.	
Fire	850,070	30	544,498	71	511,972	12	882,596	89	180,901	72	701,695	17

THE WAWANESA MUTUAL INSURANCE COMPANY*

HEAD OFFICE, WAWANESA, MAN.

Officers.—President, R. Wallace, Wawanesa; Vice-Presidents, A. T. Hawley, K.C., Winnipeg, Hon. E. C. Drury, Barrie; Treasurer, F. B. MacArthur, Wawanesa; Managing Director and Secretary, C. M. Vanstone, Wawanesa; Ass't Manager, H. E. Hemmons, Wawanesa.

Directors.—R. Wallace, A. J. Elliott, G. H. Stephens, A. D. Naismith, J. M. Ross, J. G. Fraser, C. M. Vanstone, Wawanesa; A. T. Hawley, K.C., Winnipeg; Hon. E. C. Drury, Barrie; G. Dinsdale, M.L.A., Brandon.

Chief or General Agent in Ontario.—Major Howell Smith, York and Harbor Sts., Toronto.

Date of Incorporation.—Manitoba, 1896; Dominion of Canada, 1929. *Commenced business in Ontario.*—1931.

Total admitted assets..... \$3,291,311
Total liabilities..... 1,556,162
Surplus protection of policyholders. 1,735,148

PREMIUMS WRITTEN—CLAIMS INCURRED
Premiums—Ontario (net)..... \$ 732,849
Premiums—Total business (net).. 2,155,043
Claims—Ontario (net)..... 328,223
Claims—Total business (net).... 880,348

*See note on page 1.



(D)

FRATERNAL SOCIETIES



(D)

AID ASSOCIATION FOR LUTHERANS*

HEAD OFFICE, APPLETON, WIS.

Manager or Chief Executive Officer in Canada.—Rev. A. Daschner, Ottawa.

Chief or General Agent in Ontario.—Rev. A. Daschner, 326 Mackay St., Ottawa.

Assets	\$41,963,702
Ontario insurance in force (gross)	1,167,785
Canadian insurance in force (gross)	2,004,372
Total insurance in force (gross)	227,662,531

PREMIUMS WRITTEN—CLAIMS INCURRED	
Premiums—Ontario (net)	\$ 41,306
Premiums—Canada (net)	56,028
Premiums—Total (net)	6,411,962
Benefits paid—Ontario (net)	9,132
Benefits paid—Canada (net)	13,600
Total benefits paid (net)	797,854

ALLIANCE NATIONALE*

HEAD OFFICE, MONTREAL, QUE.

Officers.—President and General Director, Dr. H. Cypriot, Montreal; 1st Vice-President, Hon. E. L. Patenaude, Montreal; General Secretary, George Monet, Outremont; Chief Medical Officer, Yvon Laurier, M.D.; Legal Adviser, Francis Fauteux, K.C.; Actuary, Jonathan G. Sharp.

Directors.—Hon. E. L. Patenaude, Philias Pare, Eugene Poirier, Aimé Parent, Hon. C. F. Delage.

Chief or General Agent in Ontario.—T. H. Simpson, Hamilton.

Assets	\$11,084,937
Ontario insurance in force (gross)	242,029
Canadian insurance in force (gross)	38,388,001
Total insurance in force (gross)	43,370,850

PREMIUMS WRITTEN—CLAIMS INCURRED	
Premiums—Ontario (net)	\$ 6,283
Premiums—Canada (net)	838,310
Premiums—Total (net)	970,769
Benefits paid—Ontario (net)	4,060
Benefits paid—Canada (net)	701,331
Total benefits paid (net)	793,788

LA SOCIÉTÉ DES ARTISANS CANADIENS-FRANCAIS*

HEAD OFFICE, MONTREAL, QUE.

Officers.—President, Rene Pare, B.A., L.L.L., Montreal; Secretary, Louis J. Marien; Acting Treasurer, G. Constantin; Actuary, J. B. Mabon, F.I.A., F.A.S.

Directors.—Lieut.-Col. E. Hurtubise, Dr. J. D. Gauthier, J. S. Mathieu, J. E. Bélanger, L. Patoine, M.D., Eugène St. Jean, B.A., C. A. Vallerand, J. F. Surprenant, Montreal.

Chief or General Agent in Ontario.—Hon. Gustave Lacasse, M.D., Tecumseh.

Assets	\$14,870,321
Ontario business in force (gross)	1,222,863
Canadian business in force (gross)	34,631,328
Total business in force (gross)	50,079,079

PREMIUMS WRITTEN—CLAIMS INCURRED	
Premiums—Ontario (net)	\$ 25,853
Premiums—Canada (net)	731,491
Premiums—Total (net)	1,095,631
Benefits paid—Ontario (net)	45,208
Benefits paid—Canada (net)	797,484
Total benefits paid (net)	1,215,315

THE ASSOCIATED CANADIAN TRAVELLERS*

HEAD OFFICE, CALGARY, ALTA.

Officers.—President, R. C. Darnbrough, Vancouver; Vice-President, M. Anderson, Saskatoon; Secretary-Treasurer, J. T. Berrington, Calgary.

Directors.—J. A. Bracken, C. O. Bown, W. Cain, H. E. Dial, W. L. Hinchey, R. H. Hincks, T. Lumley, J. Reid, J. N. T. Spence, all of Calgary.

Chief or General Agent in Ontario.—N. Juul, Windsor.

Assets	\$18,523
Ontario certificates in force (No.)	137
Canadian certificates in force (No.)	928
Total certificates in force (No.)	928

PREMIUMS WRITTEN—CLAIMS INCURRED	
Premiums—Ontario (net)	\$ 2,063
Premiums—Canada (net)	12,896
Premiums—Total (net)	12,896
Benefits paid—Ontario (net)	494
Benefits paid—Canada (net)	1,455
Total benefits paid (net)	1,455

*See note on page 1.

THE GRAND COUNCIL OF THE CANADIAN ORDER OF CHOSEN FRIENDS

HEAD OFFICE, HAMILTON, ONT.

Incorporated and commenced business.—March 1, 1887.

Officers.—Grand Councillor, P. M. Button; Grand Vice-Councillor, E. Gernaey; Grand Recorder Treasurer, C. H. Fitch.

Auditors.—Wright, Pounder & Co., Hamilton.

Actuary.—S. H. Pipe, Toronto.

Governing Executive.—P. M. Button, Scotland, Ont.; E. Gernaey, A. Chevalier, O.B.E., Montreal; J. L. Archer, Wm. Benson, Toronto.

Statement for the Year Ended December 31, 1941

Assets

Ledger Assets

Book value of real estate less encumbrances—office premises.....	\$ 32,000 00
Amounts secured by Society's certificates in force—liens, \$421.10; loans and advances under automatic non-forfeiture provisions, \$162,707.78.....	163,128 88
Book value of bonds, debentures and debenture stocks.....	2,711,394 23
Cash on hand and in banks.....	77,310 89
Deposit with Quebec Government.....	5,000 00
Unemployment insurance stamps.....	26 41
TOTAL LEDGER ASSETS AT BOOK VALUE.....	\$2,988,860 41
Deduct excess of total book value of ledger assets over total authorized value.....	208,827 84
TOTAL LEDGER ASSETS AT AUTHORIZED VALUE.....	\$2,780,032 57

Non-Ledger Assets

Total interest, dividends and rents due and accrued.....	\$ 36,392 36
Total premiums, dues and assessments, due or deferred, or collected but not received by Head Office.....	11,321 45
Accounts due.....	8 60
TOTAL NON-LEDGER ASSETS.....	\$ 47,722 41
TOTAL ADMITTED ASSETS.....	\$2,827,754 98

Liabilities

MORTUARY FUND:	
Claims due and unpaid.....	\$ 27,595 00
Provision for unreported claims.....	2,000 00
Premiums, dues and assessments received in advance.....	8,008 04
	<u>\$ 37,603 04</u>
SICKNESS AND ACCIDENT AND FUNERAL FUNDS:	
Claims due and unpaid.....	\$ 1,322 65
Provision for unreported claims.....	500 00
Premiums, dues and assessments received in advance.....	725 43
	<u>2,548 08</u>
JUVENILE FUND:	
Premiums, dues and assessments received in advance.....	193 44
GUARANTEE FUND:	
Premiums, dues and assessments received in advance.....	12 27
GENERAL EXPENSE FUND:	
Commissions, \$3,134.07; miscellaneous, \$35.95.....	3,170 02
TOTAL LIABILITIES FOR CLAIMS AND EXPENSES, DUE AND ACCRUED.....	\$ 43,526 85
Contingency reserve.....	85,000 00
Reserve for Grand Council meeting.....	2,500 00
Reserve for dividends.....	56,000 00
TOTAL LIABILITIES EXCEPT ACTUARIAL RESERVES.....	\$ 187,026 85
ACTUARIAL RESERVES AS AT DECEMBER 31, 1941:	
Mortuary Fund.....	\$2,191,743 00
Sickness and Accident Fund.....	99,172 00
Juvenile Fund.....	22,101 00
TOTAL ACTUARIAL RESERVES.....	\$2,313,016 00

Synopsis of Operations by Funds, 1941

	MORTUARY FUND		SICKNESS AND ACCIDENT FUND		JUVENILE FUND		GUARANTEE FUND		GENERAL EXPENSE FUND		TOTAL	
	\$	c.	\$	c.	\$	c.	\$	c.	\$	c.	\$	c.
Total ledger assets at beginning of year	2,750,086	16	208,935	57	29,334	37	1,000	00	13,015	40	3,002,371	50
Increase in ledger assets:												
Receipts—												
Premiums, dues and assessments	202,029	28	21,689	46	6,523	36	169	10	1,588	25	231,999	45
Special levy									19,935	85	19,935	85
Interest, dividends and rents	122,134	48	9,435	12	1,416	43	5	00			132,991	03
National bldg. net revenue	87	14									87	14
Premium on foreign exchange	165	24			13	62					178	86
Sundry revenue									295	07	295	07
Profit on sale or maturity of ledger assets	1,641	72									1,641	72
Total receipts	326,057	86	31,124	58	7,953	41	174	10	21,819	17	387,129	12
Transfers to	65	00							59,622	61	59,687	61
Total increase in ledger assets	326,122	86	31,124	58	7,953	41	174	10	81,441	78	446,816	73
Grand total	3,076,209	02	240,060	15	37,287	78	1,174	10	94,457	18	3,449,188	23
Decrease in ledger assets:												
Disbursements—												
Claims	211,727	17	18,154	71	200	00					230,081	88
Matured endowments	1,500	00									1,500	00
Surrender values	18,901	29			300	81					19,232	10
Dividends to members	33,461	79	9,666	00	176	23					43,304	02
Special levy	14,868	55	4,839	00	228	30					19,935	85
Other disbursements	16	72	105	19	4	47					126	38
General expenses (see details below)									85,590	85	85,590	85
Gross decrease by adjustment of ledger assets	702	44	166	69							869	13
Total disbursements	281,177	96	32,931	59	939	81			85,590	85	400,640	21
Transfers from	46,985	23	8,231	04	4,297	24	174	10			59,687	61
Total decrease in ledger assets	328,163	19	41,162	63	5,237	05	174	10	85,590	85	460,327	82
TOTAL LEDGER ASSETS AT END OF YEAR	2,748,045	83	198,897	52	32,050	73	1,000	00	8,866	33	2,988,860	41
Deduct excess of total book value of ledger assets over total authorized value	195,911	38	12,916	46							208,827	84
TOTAL LEDGER ASSETS AT AUTHORIZED VALUE	2,552,134	45	185,981	06	32,050	73	1,000	00	8,866	33	2,780,032	57
Non-ledger assets	42,391	59	4,197	27	1,108	35	16	60	8	60	47,722	41
TOTAL ADMITTED ASSETS	2,594,526	04	190,178	33	33,159	08	1,016	60	8,874	93	2,827,754	98
Liabilities for claims and expenses, due and accrued	37,603	04	2,548	08	193	44	12	27	3,170	02	43,526	85
Reserve for contingencies	85,000	00									85,000	00
Special reserves	42,500	00	15,000	00	1,000	00					58,500	00
Actuarial reserves	2,191,743	00	99,172	00	22,101	00					2,313,016	00
TOTAL LIABILITIES AND ACTUARIAL RESERVES	2,356,846	04	116,720	08	23,294	44	12	27	3,170	02	2,500,042	85
SURPLUS	237,680	00	73,458	25	9,864	64	1,004	33	5,704	91	327,712	13

Analysis of General Expenses

Head Office expenses—salaries, \$21,065.66; directors' fees, \$2,067.90; auditors' fees, \$700.00; actuaries' fees and expenses, \$1,080.00; travelling expenses, \$703.33; rents (including \$1,600.00 for Society's occupancy of its own buildings), \$1,630.50; miscellaneous, \$1,512.39	\$28,759 78
Agency and organization expenses—commissions, \$11,330.98; salaries, \$25,540.43; travelling expenses, \$1,420.85; miscellaneous, \$2,989.17	41,281 43
All other expenses—advertising, \$97.50; books and periodicals, \$33.36; express, postage and excise, telegrams and telephone, \$1,333.56; legal fees, \$602.00; medical fees, \$2,100.00; official publications, \$2,040.05; office furniture, \$55.28; printing and stationery, \$2,057.98; convention and meetings, \$5,054.90; taxes (other than real estate), licenses and fees, \$523.03; miscellaneous, \$1,645.98	15,549 64
TOTAL	\$85,590 85

Exhibit of Certificates

	MORTUARY				JUVENILE				FUNERAL	
	IN ONTARIO		TOTAL		IN ONTARIO		TOTAL		IN ONTARIO	TOTAL
	No.	AMOUNT	No.	AMOUNT	No.	AMOUNT	No.	AMOUNT	No.	No.
At end of 1940.....	6,298	\$ 5,084,043	8,182	\$ 6,487,691	559	\$ 210,700	765	\$ 296,800	346	483
New effected.....	630	488,700	819	610,600	592	159,400	719	200,500	217	278
Old revived.....	0	4,500	14	14,500	4	1,500	4	1,500	4	7
Old increased.....		1,270		1,270		300		300		
Transferred.....	42	32,902	46	35,902	4	1,300	4	1,300	3	4
Totals.....	6,976	5,611,415	9,061	7,149,963	1,159	373,200	1,492	500,400	570	772
Less ceased by:										
Death.....	222	186,757	258	211,976	2	200	2	200	1	1
Maturity.....	1	1,000	2	1,500						
Surrender.....	69	49,668	88	60,918	3	1,500	8	3,800		
Lapse.....	317	250,969	471	358,719	264	81,400	376	118,700	140	193
Decrease.....		10,445		10,571						
Transfer.....	32	24,902	45	35,402	5	1,800	5	1,800	2	4
Total ceased.....	641	523,741	864	679,086	274	84,900	391	124,500	143	198
AT END OF 1941.....	6,335	5,087,674	8,197	6,470,877	885	288,300	1,101	375,900	427	574

Total amount of mortuary certificates in force at end of year analyzed as to plan—Life, \$4,384,161; Limited Life, \$1,198,020; Endowment, \$705,546; Term, \$183,150; other plans, \$375,900; total, \$6,846,777.

Miscellaneous

Number and amount of mortuary and juvenile certificates in force at end of year providing for waiver of premium in case of disability: Mortuary certificates—number, 1,975; amount, \$1,517,300. Juvenile certificates—number, 23; amount, \$11,000.

Actuary's Valuation Balance Sheet, December 31, 1941

ADULT MORTUARY FUND

Assets

Book value of bonds not in default.....	\$2,087,520	39
Authorized value of bonds in default.....	207,615	85
Book value of real estate.....	32,000	00
Policy loans.....	162,999	24
Cash.....	62,897	97
Non-ledger assets (excluding interest due).....	37,918	13
TOTAL.....	\$2,590,951	58

Liabilities

Reserves.....	\$2,191,743	00
General contingent reserve.....	85,000	00
Reserve for Grand Council meeting.....	2,500	00
Reserve for dividends.....	40,000	00
Accrued liabilities.....	37,603	04
Surplus.....	234,105	54
TOTAL.....	\$2,590,951	58

Basis of the above valuation was:

- For certificates issued prior to October 1, 1937—American Men Ultimate Table and interest at 4%. The net premiums valued were the premiums received, less \$3 per \$1,000 per annum.
- For certificates issued on and after October 1, 1937—American Men Ultimate Table with interest at 3½%. A modified preliminary term method was used by which the allowance under any certificate, for first-year expenses, was limited in the valuation to the amount of the 20 Payment Life premium for the amount of insurance and for the age of entry under the certificate valued.

Average rate of interest earned on ledger assets was 4.84%.

The mortality experienced on the gross amount at risk was 60.3% of the expected up to age 59 and 86% from age 60 up. The total mortality on the gross amount at risk was 82.7%.

Amount of insurance valued was \$6,470,877.00.

Ratio of assets to liabilities was 109.2%.

JUVENILE MORTUARY FUND

Assets	
Value of bonds not in default.....	\$ 30,281 05
Cash.....	1,640 04
Accrued interest.....	632 63
Other non-ledger assets.....	410 32
Policy loans.....	129 64
TOTAL.....	\$ 33,093 68

Liabilities	
Reserves.....	\$ 22,101 00
Other liabilities.....	193 44
Reserve for dividends.....	1,000 00
Surplus.....	9,799 24
TOTAL.....	\$ 33,093 68

Basis of above valuation was Bowerman's extension of the AM(5) Table with interest at 3 1/2%.

Insurance valued (maximum) was \$375,900.00.

Ratio of assets to liabilities was 142.1%.

SICK BENEFIT FUND

Assets	
Value of bonds not in default.....	\$165,608 46
Authorized value of bonds in default.....	12,440 64
Cash.....	7,931 96
Accrued interest.....	2,947 09
Other non-ledger assets.....	1,014 64
TOTAL.....	\$189,942 79

Liabilities	
Reserves.....	\$ 99,172 00
Accrued liabilities.....	2,548 08
Dividend reserve.....	15,000 00
Surplus.....	73,222 71
TOTAL.....	\$189,942 79

Basis of valuation: The certificates issued under the sickness plan in force prior to 1937 were valued upon the basis of the M.U.O.O.F. Table and 3 1/2% interest, Occupation Group A.H.J., Area 1, Rural and Urban combined, using the first three months' sickness only. The net premiums valued were 85% of the gross premiums. The new plans issued from 1937 on were valued on the basis of the same table, using the first twelve months' sickness. A modified preliminary term method was used by valuing the net premiums at age of entry, plus six months, according to the table used in the valuation.

Ratio of assets to liabilities was 162.7%.

All the above valuations were compiled by S. H. Pipe, F.A.S., F.A.I.A., A.I.A., Toronto.

CANADIAN ORDER OF FORESTERS

HEAD OFFICE, BRANTFORD, ONT.

Incorporated.—December 1, 1879.

Officers.—High Chief Ranger, W. M. Couper, K.C.; High Vice-Chief Ranger, W. J. Bourke; High Secretary, Alf. P. vanSomeren; High Treasurer, L. L. B. Hamlin, C.A.

Auditors.—W. J. Beney and F. A. R. MacFadden, C.A.

Actuary.—M. A. Mackenzie, M.A., F.I.A.

Members of Governing Executive.—F. Payette, Montreal; S. C. Berridge, Brandon; D. M. Craig, Windsor; H. V. Floyd, London; L. E. Jordan, Toronto.

Statement for the Year Ended December 31, 1941

Assets	
<i>Ledger Assets</i>	
Book value of real estate less encumbrances—office premises.....	\$ 22,377 49
Amounts secured by Society's certificates in force.....	211,940 55
Book value of bonds, debentures and debenture stocks.....	19,710,810 79
Cash on hand and in banks.....	102,011 15
TOTAL LEDGER ASSETS AT BOOK VALUE.....	\$20,047,139 98
Deduct excess of total book value of ledger assets over total authorized value....	590,350 23
TOTAL LEDGER ASSETS AT AUTHORIZED VALUE.....	\$19,456,789 75

<i>Non-Ledger Assets</i>	
Total interest, dividends and rents due and accrued.....	\$ 241,938 98
Total premiums, dues and assessments, due or deferred, or collected but not received by Head Office.....	44,533 43
Unexpired insurance premiums.....	3,866 32
Supplies on hand.....	1,704 65
Postage on hand.....	49 94
TOTAL NON-LEDGER ASSETS.....	\$ 291,593 32
TOTAL ASSETS.....	\$19,748,383 07
Deduct assets not admitted—supplies, stationery, unexpired insurance, etc.....	5,120 91
TOTAL ADMITTED ASSETS.....	\$19,743,262 16

Liabilities

MORTUARY FUND:	
Claims due and unpaid.....	\$197,311 23
Present value of claims payable by instalments.....	6,855 82
	\$ 204,167 05
SICKNESS AND ACCIDENT FUNDS:	
Claims unadjusted.....	3,159 00
GENERAL EXPENSE FUND:	
Salaries, rents and office expenses due and accrued.....	\$ 1,787 39
Auditors' fees.....	125 00
	1,912 39
TOTAL LIABILITIES FOR CLAIMS AND EXPENSES, DUE AND ACCRUED.....	\$ 209,238 44
Reserve for depreciation of ledger assets.....	1,500,000 00
Contingency reserves.....	950,000 00
TOTAL LIABILITIES EXCEPT ACTUARIAL RESERVES.....	\$ 2,659,238 44
ACTUARIAL RESERVES AS AT DECEMBER 31, 1941:	
Mortuary Fund.....	\$14,300,700 00
Sickness Fund No. 1.....	861,876 73
Sickness Fund No. 2.....	24,946 09
Provision for reversionary bonuses.....	360,000 00
TOTAL ACTUARIAL RESERVES.....	\$15,547,522 82

Synopsis of Operations by Funds, 1941

	MORTUARY FUND		SICKNESS FUND No. 1		SICKNESS FUND No. 2		GENERAL EXPENSE FUND		TOTAL	
	\$	c.	\$	c.	\$	c.	\$	c.	\$	c.
Total ledger assets at beginning of year.....	18,692,439	21	838,602	06	21,461	95	46,422	94	19,598,926	16
Increase in ledger assets:										
Receipts—										
Premiums, dues and assessments.....	620,558	00	45,905	31	9,164	08	45,459	61	721,087	00
Interest, dividends and rents.....	856,479	48	41,026	15	642	39	127	62	898,275	64
Other receipts.....							4,202	44	4,202	44
Total receipts.....	1,477,037	48	86,931	46	9,806	47	49,789	67	1,623,565	08
Transfers to.....							116,796	20	116,796	20
Total increase in ledger assets.....	1,477,037	48	86,931	46	9,806	47	166,585	87	1,740,361	28
Grand total.....	20,169,476	69	925,533	52	31,268	42	213,008	81	21,339,287	44
Decrease in ledger assets:										
Disbursements—										
Claims.....	899,601	34	44,991	10	5,682	55			950,274	99
Matured endowments.....	8,183	10							8,183	10
Surrender values.....	40,507	48							40,507	48
Reversionary bonuses.....	10,927	00							10,927	00
General expenses (<i>see details below</i>).....							164,280	93	164,280	93
Gross decrease by adjustment of ledger assets.....							1,177	76	1,177	76
Total disbursements.....	959,218	92	44,991	10	5,682	55	165,458	69	1,175,351	26
Transfers from.....	116,796	20							116,796	20
Total decrease in ledger assets.....	1,076,015	12	44,991	10	5,682	55	165,458	69	1,292,147	46
TOTAL LEDGER ASSETS AT END OF YEAR.....	19,093,461	57	880,542	42	25,585	87	47,550	12	20,047,139	98
Deduct excess of total book value of ledger assets over total authorized value.....	555,201	01	34,050	13	1,099	09			590,350	23
TOTAL LEDGER ASSETS AT AUTHORIZED VALUE.....	18,538,260	56	846,492	29	24,486	78	47,550	12	19,456,789	75
Non-ledger assets.....	264,987	15	18,009	54	993	21	7,603	42	291,593	32
TOTAL ASSETS.....	18,803,247	71	864,501	83	25,479	99	55,153	54	19,748,383	07
Deduct assets not admitted.....							5,120	91	5,120	91
TOTAL ADMITTED ASSETS.....	18,803,247	71	864,501	83	25,479	99	50,032	63	19,743,262	16

Synopsis of Operations by Funds, 1941 (Cont'd)

	MORTUARY FUND		SICKNESS FUND No. 1		SICKNESS FUND No. 2		GENERAL EXPENSE FUND		TOTAL	
	\$	c.	\$	c.	\$	c.	\$	c.	\$	c.
Liabilities for claims and expenses, due and accrued.....	204,167	05	2,625	10	533	90	1,912	39	209,238	44
Reserve for depreciation of ledger assets.....	1,500,000	00							1,500,000	00
Contingency reserve.....	950,000	00							950,000	00
Actuarial reserves.....	14,660,700	00	861,876	73	24,946	09			15,547,522	82
TOTAL LIABILITIES AND ACTUARIAL RESERVES	17,314,867	05	864,501	83	25,479	99	1,912	39	18,206,761	26
SURPLUS	1,488,380	66					48,120	24	1,536,500	90

Analysis of General Expenses

Head Office expenses—salaries, \$34,369.24; directors' fees, \$2,556.26; war donations, \$6,000.00; actuaries' fees and expenses, \$2,400.00; travelling expenses, \$1,927.27; maintenance of Head Office premises, \$3,822.97; bonding fees, \$4,141.66; unemployment insurance, \$310.20.....	\$ 55,527 60
Agency and organization expenses—bonuses, \$54.00; salaries, \$47,428.66; travelling expenses, \$24,432.10.....	71,914 76
All other expenses—advertising, \$1,624.55; exchange, \$1,259.77; express, telegrams and telephone, \$436.84; legal fees, \$1,662.00; medical fees, \$2,912.50; official publications, \$7,312.76; printing and stationery, \$6,633.30; postage and excise, \$2,218.62; convention and meetings, \$11,632.80; taxes (other than real estate), licenses and fees, \$762.83; miscellaneous, \$382.60.....	36,838 57
TOTAL	\$164,280 93

Exhibit of Certificates

	MORTUARY				SICKNESS	
	IN ONTARIO		TOTAL		IN ONTARIO	TOTAL
	No.	AMOUNT	No.	AMOUNT	No.	No.
At end of 1940.....	17,270	\$ c. 15,172,403 71	37,195	32,569,784 63	6,391	15,918
New effected.....	759	781,500 00	1,687	1,664,500 00	94	523
Old revived.....	58	63,000 00	132	131,500 00	18	44
Old increased.....				466,863 00		
Totals	18,087	16,016,903 71	39,014	34,832,647 63	6,503	16,485
Less ceased by:						
Death.....	610	489,770 84	1,181	928,679 25	120	256
Maturity.....	6	6,468 00	10	9,662 00		
Surrender.....		23,417 54		40,507 48		
Lapse.....	539	546,350 00	1,223	1,211,100 00	296	934
Decrease.....		55,620 63		119,212 67		
Transfer.....	2	3,000 00				
Total ceased	1,157	1,124,627 01	2,414	2,309,161 40	416	1,190
At End of 1941	16,930	14,892,276 70	36,600	32,523,486 23	6,087	15,295

Total amount of mortuary certificates in force at end of year analyzed as to plan—Life, \$25,079,944.36; Limited Life, \$1,676,273.08; Endowment, \$5,171,405.79; other plans, \$129,000.00; total, \$32,056,623.23.

Miscellaneous

Number and amount of mortuary certificates in force at end of year providing for double accidental death benefits: Mortuary certificates—number, 871; amount, \$820,500.00.

Actuary's Valuation Balance Sheet, December 31, 1941

MORTUARY FUND

Liabilities

Whole life certificates.....	\$10,372,700 00
Whole life certificates paid-up.....	2,547,500 00
Twenty pay life certificates.....	337,700 00
Pay to age 65 life certificates.....	74,100 00
Endowment certificates maturing at age 65.....	789,100 00
Family protection certificates.....	14,000 00
Twenty-year endowment certificates.....	163,600 00
Provision for double indemnity.....	2,000 00
Death claims under adjustment.....	204,200 00
Investment reserve.....	1,500,000 00
Provision for reversionary bonuses, 1942.....	360,000 00
Contingency reserve.....	950,000 00
Surplus.....	1,512,300 00
TOTAL.....	\$18,827,200 00

Assets

Book value of bonds not in default.....	\$17,366,800 00
Authorized value of bonds in default.....	908,200 00
Accrued interest.....	226,400 00
Liens on certificates with interest.....	241,800 00
Cash on hand.....	84,000 00
TOTAL.....	\$18,827,200 00

Basis of the above valuation was the American Men Ultimate Table, AM(5), at 3% interest. The mortality experienced during the year 1941 was 85.5% of the expected mortality by the above table.

The average rate of interest earned was 4.72% during 1941.

Ratio of assets to liabilities was 108.73%.

The amount of insurance valued was \$32,523,486.00.

SICKNESS FUND NO. 1

Liabilities

Reserve.....	\$867,500 00
--------------	--------------

Assets

Total assets.....	\$867,500 00
-------------------	--------------

SICKNESS FUND NO. 2

Liabilities

Reserve.....	\$ 24,800 00
--------------	--------------

Assets

Total assets.....	\$ 24,800 00
-------------------	--------------

†Liability may terminate at any time by notice from Head Office. Reserve therefore has been set at the amount of total assets.

The above valuations were compiled by M. A. Mackenzie, M.A., Fellow of the British Institute of Actuaries.

THE CANADIAN WOODMEN OF THE WORLD*

HEAD OFFICE, LONDON, ONT.

Officers.—Head Consul Commander, Clair Jarvis, London; Head Adviser, Lieut. Harry Durrant; Head Clerk, J. Manning, London; Head Banker, J. H. Saunders, London; Head Managers, H. H. McHattie, J. S. Clouston, H. Hass; Head Physician, J. L. Huffman, M. D., London; Head Escort, G. D. McCleneghan; Head Watchman, W. S. J. Saunders; Head Sentry, W. A. Thorpe.
Chief or General Agent in Ontario.—John Manning, London.

Assets.....	\$2,128,125	PREMIUMS WRITTEN—CLAIMS INCURRED	
Ontario insurance in force (gross).....	2,585,922	Premiums—Ontario (net).....	\$ 57,671
Canadian insurance in force (gross).....	3,076,680	Premiums—Canada (net).....	86,299
Total insurance in force (gross).....	3,076,680	Premiums—Total (net).....	86,299
		Benefits paid—Ontario (net).....	98,787
		Benefits paid—Canada (net).....	130,377
		Total benefits paid (net).....	130,377

*See note on page 1.

CATHOLIC ORDER OF FORESTERS*

HEAD OFFICE, CHICAGO, ILL.

Principal Office in Canada, Toronto, Ont.

Manager or Chief Executive Officer in Canada.—M. J. Barry, Toronto.*Chief or General Agent in Ontario.*—M. J. Barry, 19 Goodwood Ave., Toronto.

Assets.....\$10,969,063
 Ontario insurance in force (gross).. 3,410,267
 Canadian insurance in force (gross).. 10,631,910
 Total insurance in force (gross)...121,220,812

PREMIUMS WRITTEN—CLAIMS INCURRED
 Premiums—Ontario (net)..... \$ 64,037
 Premiums—Canada (net)..... 213,703
 Premiums—Total (net)..... 2,354,811
 Benefits paid—Ontario (net)..... 95,558
 Benefits paid—Canada (net)..... 384,484
 Total benefits paid (net)..... 2,851,275

THE GRAND COUNCIL OF THE CATHOLIC MUTUAL BENEFIT ASSOCIATION OF CANADA*

HEAD OFFICE, MONTREAL, QUE.

Officers.—Grand President, J. P. Landry, Truro, N.S.; Grand Secretary (Act'g), P. H. Therien; Grand Treasurer, W. F. Wall; 1st Vice-President, Louis Jacobs; 2nd Vice-President, W. J. Sutherland; Actuary, N. E. Sheppard; Grand Solicitor, J. P. Boland, K.C.

Directors.—Rev. M. J. Smith, P.P., B. A. Bourgeois, T. McGuire.

Chief or General Agent in Ontario.—Jno. F. Boland, K.C., 401 Keford Bldg., Toronto.

Assets.....\$1,431,353
 Ontario insurance in force (gross).. 841,031
 Canadian insurance in force (gross).. 2,481,497
 Total insurance in force (gross).... 2,481,497

PREMIUMS WRITTEN—CLAIMS INCURRED
 Premiums—Ontario (net)..... \$ 21,266
 Premiums—Canada (net)..... 61,551
 Premiums—Total (net)..... 61,551
 Benefits paid—Ontario (net)..... 48,852
 Benefits paid—Canada (net)..... 103,807
 Total benefits paid (net)..... 103,807

CIVIL SERVICE MUTUAL BENEFIT SOCIETY

HEAD OFFICE, OTTAWA, ONT.

Organized.—1872. *Incorporated.*—July 11, 1893.

Officers.—President, A. H. Brown; Vice-President, F. M. Peters; Secretary, J. J. McGill; Treasurer, A. W. Grant.

Auditors.—W. H. Casselman and D. A. Smith.

Actuary.—A. D. Watson.

Governing Executive.—A Board of Management consisting of elected representatives from each of the Departments of the Government.

Statement for the Year Ended December 31, 1941**Assets***Ledger Assets*

Amounts secured by Society's certificates in force—liens..... \$ 2,049 53
 Book value of bonds, debentures and debenture stocks..... 270,590 02
 Cash on hand and in banks..... 6,534 84

TOTAL LEDGER ASSETS AT BOOK VALUE.....\$279,174 39
 Deduct excess of total book value of ledger assets over total authorized value..... 3,700 25

TOTAL LEDGER ASSETS AT AUTHORIZED VALUE.....\$275,474 14

Non-Ledger Assets

Total interest due and accrued..... \$ 3,676 87
 Total premiums, dues and assessments, due or deferred, or collected but not received by Head Office..... 108 54

TOTAL NON-LEDGER ASSETS..... \$ 3,785 41

TOTAL ASSETS.....\$279,259 55
 Deduct assets not admitted—interest due and accrued on bonds in default..... 631 66

TOTAL ADMITTED ASSETS.....\$278,627 89

Liabilities

Mortuary Fund—premiums, dues and assessments received in advance..... \$ 120 00
 Contingency reserve..... 500 00
 Actuarial reserves as at December 31, 1941—Mortuary Fund (including reserve for waivers and 1942 bonuses, \$6,243.00)..... 209,331 00

TOTAL LIABILITIES AND ACTUARIAL RESERVES.....\$209,951 00

SURPLUS.....\$ 68,676 89

*See note on page 1.

Synopsis of Operations, 1941

		MORTUARY FUND
Total ledger assets at beginning of year.....		\$258,455 57
Increase in ledger assets (receipts):		
Premiums, dues and assessments.....	\$ 22,239 80	
Interest, dividends and rents.....	12,861 78	
Premium on exchange.....	154 33	
Profit on sale or maturity of ledger assets.....	192 90	
Total increase in ledger assets.....		35,448 81
Grand total.....		\$293,904 38
Decrease in ledger assets (disbursements):		
Claims.....	\$ 11,453 72	
Bonuses.....	1,640 00	
Surrender values.....	649 42	
General expenses (see details below).....	986 85	
Total decrease in ledger assets.....		14,729 99
TOTAL LEDGER ASSETS AT END OF YEAR.....		<u>\$279,174 39</u>

Analysis of General Expenses

Head Office salaries, \$550.00; official publications, \$85.32; printing and stationery, \$27.85; taxes (other than real estate), licenses and fees, \$55.00; miscellaneous, \$268.68.....	<u>\$986 85</u>
--	-----------------

Exhibit of Mortuary Certificates

	TOTAL BUSINESS (ALL IN ONTARIO)	
	No.	AMOUNT
At end of 1940.....	2,379	\$ 1,080,811
New effected.....	121	55,000
Old increased.....	750
Totals.....	2,500	1,136,561
Less ceased by:		
Death.....	32	12,850
Surrender.....	8	4,250
Lapse.....	16	7,750
Total ceased.....	56	24,850
AT END OF 1941.....	2,444	1,111,711

Actuary's Valuation Summary, December 31, 1941

ATTAINED AGES	AMOUNT OF BENEFITS	VALUE OF BENEFITS	MONTHLY RATES VALUED	VALUE OF MONTHLY RATES	NET LIABILITY	AMOUNT OF BONUS ADDITIONS		NET LIABILITY FOR BONUS
						\$	c.	
Under 25	36,750	8,461	33 10	7,794	667	125 00		29
25-29	69,250	18,013	69 76	15,788	2,225	842 50		222
30-34	159,250	46,136	175 83	38,196	7,940	4,390 00		1,279
35-39	130,750	42,724	167 26	34,412	8,312	4,320 00		1,412
40-44	183,250	69,016	265 04	50,532	18,484	11,297 50		4,275
45-49	200,000	85,339	318 64	55,808	29,531	17,612 50		7,535
50-54	167,250	80,503	298 55	47,344	33,159	17,950 00		8,665
55-59	82,900	45,152	146 93	20,479	24,673	12,657 50		6,914
60-64	46,500	28,528	88 60	10,486	18,042	8,690 00		5,331
65-69	24,411	16,602	50 34	4,922	11,680	5,115 93		3,482
70-74	7,250	5,424	16 47	1,267	4,157	1,790 00		1,342
75-79	2,850	2,308	7 59	439	1,869	710 00		574
80-84	900	778	2 81	118	660	225 00		194
85-89	200	183	77	20	163	50 00		46
90	200	190	65	11	179	50 00		47
TOTALS	1,111,711	449,357	1,642 34	287,616	161,741	85,825 93		41,347

The above valuation was made on the following bases, namely, the National Fraternal Congress Table of Mortality and 4 per cent interest. The monthly rates valued were less than the rates payable by 20c. per \$1,000. The valuation was made by A. D. Watson.

COMMERCIAL TRAVELLERS ASSOCIATION OF CANADA*

HEAD OFFICE, TORONTO, ONT.

Officers.—President, John Curtis, Toronto; 1st Vice-President, J. J. Galway, Toronto; 2nd Vice-President, H. J. H. Deedman, Toronto; Past President, H. F. Tindale, Toronto; Treasurer, Chas. E. Fice, Toronto; Secretary, John Rutherford, Toronto; Actuary, Prof. N. E. Sheppard, Toronto.

Directors.—H. F. Tindale, John Curtis, D. Houston, C. G. Miles, Chas. E. Fice, D. M. Campbell, F. M. Cockburn, H. J. H. Deedman, J. J. Galway, F. T. Northwood, T. W. Melville, E. A. Hughes, T. J. Simpson, J. Sid. Winters, R. R. Strain, J. Harry Dodgson, S. G. Douglas, R. S. Duncan, J. W. Rickaby, H. Kershaw, H. G. Wright, Fred. S. Urstadt, H. N. Robertson, R. W. Coltman, C. M. Williamson, A. C. Merrett, E. B. McMaster, H. H. W. Nesbitt, D. A. McCrimmon, A. S. Couper, T. P. Allan, Laehlan M. Ross, H. E. Miller, C. B. Staufer, Jas. W. Davis, Harry Westlake.

Assets.....	\$4,127,340
Ontario certificates in force.....	82,550
Canadian certificates in force.....	99,600
Total certificates in force.....	101,450

PREMIUMS WRITTEN—CLAIMS INCURRED	
Premiums—Ontario (net).....	\$ 85,142
Premiums—Canada (net).....	102,192
Premiums—Total (net).....	104,042
Benefits paid—Ontario (net).....	126,926
Benefits paid—Canada (net).....	143,406
Total benefits paid (net).....	147,506

THE COMMERCIAL TRAVELERS MUTUAL ACCIDENT ASSOCIATION OF AMERICA*

HEAD OFFICE, UTICA, N. Y.

Principal Office in Canada, Ottawa, Ont.

Manager or Chief Executive Officer in Canada.—Geo. A. Welch, 140 Wellington St., Ottawa.

Assets.....	\$4,858,259
Ontario certificates in force (No.)..	1,579
Canadian certificates in force (No.)..	2,866
Total certificates in force (No.)...	221,258

PREMIUMS WRITTEN—CLAIMS INCURRED	
Premiums—Ontario (net).....	\$29,174
Premiums—Canada (net).....	54,577
Premiums—Total (net).....	54,577
Benefits paid—Ontario (net).....	12,407
Benefits paid—Canada (net).....	29,074
Total benefits paid (net).....	29,074

CROATIAN FRATERNAL UNION OF AMERICA*

HEAD OFFICE, PITTSBURGH, PA.

Manager or Chief Executive Officer in Canada.—R. Douglas Hill, Toronto.

Chief or General Agent in Ontario.—R. Douglas Hill, Confederation Life Bldg., Toronto.

Assets.....	\$11,742,418
Ontario insurance in force (gross)..	2,056,633
Canadian insurance in force (gross)..	3,358,468
Total insurance in force (gross)....	60,869,863

PREMIUMS WRITTEN—CLAIMS INCURRED	
Premiums—Ontario (net).....	\$ 66,856
Premiums—Canada (net).....	114,071
Premiums—Total (net).....	1,744,733
Benefits paid—Ontario (net).....	38,678
Benefits paid—Canada (net).....	82,012
Total benefits paid (net).....	1,560,908

THE FIRST CATHOLIC SLOVAK UNION OF THE UNITED STATES OF AMERICA*

HEAD OFFICE, CLEVELAND, OHIO

Manager or Chief Executive Officer in Canada.—R. Douglas Hill, Toronto.

Chief or General Agent in Ontario.—R. Douglas Hill, Confederation Life Bldg., Toronto.

Assets.....	\$13,330,263
Ontario insurance in force (gross)..	495,750
Canadian insurance in force (gross)..	941,575
Total insurance in force (gross)....	62,217,770

PREMIUMS WRITTEN—CLAIMS INCURRED	
Premiums—Ontario (net).....	\$ 7,069
Premiums—Canada (net).....	14,087
Premiums—Total (net).....	1,044,240
Benefits paid—Ontario (net).....	3,169
Benefits paid—Canada (net).....	7,733
Total benefits paid (net).....	909,101

*See note on page 1.

HAMILTON FIREMEN'S BENEFIT FUND

HEAD OFFICE, HAMILTON, ONT.

Incorporated.—1910.

Officers.—Chairman, James Gordon; Secretary, Bernard Mathews; Treasurer, Kenneth Cassel; Ass't Treasurer, Bertram McSweeney.

Auditor.—C. H. Watson.

Actuary.—H. H. Wolfenden.

Members of Governing Executive.—James Gordon, Kenneth Cassel, Bertram McSweeney, Bernard Mathews, William Murdoch, Herbert F. Walker, George Newcombe, Reginald Swanborough, Hamilton.

Statement for the Year Ended December 31, 1911

Assets

Book value of bonds, debentures and debenture stocks.....	\$818,735 67
Cash on hand and in banks.....	3,855 13
Notes receivable.....	440 92
TOTAL LEDGER ASSETS AT BOOK VALUE.....	\$823,031 72
Deduct excess of total book value of ledger assets over total authorized value.....	27,626 25
TOTAL ADMITTED ASSETS AT AUTHORIZED VALUE.....	\$795,405 47

Liabilities†

Synopsis of Operations, 1911

	PENSION FUND
Total ledger assets at beginning of year.....	\$787,171 89
Increase in ledger assets (receipts):	
Premiums, dues and assessments.....	\$ 23,991 50
Interest.....	34,537 22
Donations.....	20 00
Fines.....	28 75
Exchange.....	182 95
Total increase in ledger assets.....	58,760 42
Grand total.....	\$845,932 31
Decrease in ledger assets (disbursements):	
Pensions.....	\$ 17,348 50
Death claims.....	2,029 35
Retiring allowances.....	2,898 53
General expenses (<i>see details below</i>).....	624 21
Total decrease in ledger assets.....	22,900 59
TOTAL LEDGER ASSETS AT END OF YEAR.....	\$823,031 72
Deduct excess of total book value of ledger assets over total authorized value.....	27,626 25
TOTAL ADMITTED ASSETS.....	\$795,405 47

Analysis of General Expenses

Salaries, \$350.00; auditors' fees, \$25.00; miscellaneous, \$249.21.....	\$624 21
---	----------

Exhibit of Pension Fund

	TOTAL ACTIVE MEMBERS (ALL IN ONTARIO)	TOTAL PENSIONED MEMBERS (ALL IN ONTARIO)	
	No.	No.	ANNUAL PAYMENT
			\$ c.
At end of 1910.....	178	16	16,537 68
New pensioners:			
By retirement.....	...	2	2,100 00
By disability.....	...	2	1,850 00
Totals.....	178	20	20,487 68
Less ceased by:			
Death.....	1	3	3,130 00
Retirement.....	3
Disability.....	3
Total ceased.....	7	3	3,130 00
At END OF 1911.....	171	17	17,357 68

†For detail of actuarial reserve as of December 31, 1939, see page 145 of 1940 Report (business of 1939). See also *Insurance Act*, R.S.O. 1937, c. 256, secs. 243 (4) and 257, *re societies with membership limited to government or municipal employees.*

HAMILTON POLICE BENEFIT FUND

HEAD OFFICE, HAMILTON, ONT.

Incorporated.—July 1, 1893.*Officers.*—Chairman, D. Sharpe; Secretary, E. C. Howell; Treasurer, T. Brown.*Auditor.*—W. Vernon Smith.*Actuary.*—S. H. Pipe & Co., Toronto.*Members of Governing Executive.*—A. McMillan, T. Brown, D. Sharpe, W. McNair, S. Black, A. Cline, J. Smyth, E. Howell, Hamilton.

Statement for the Year Ended December 31, 1941

Assets

Ledger Assets

First lien mortgage loans on real estate.....	\$176,280 34
Book value of bonds, debentures and debenture stocks.....	565,201 97
Cash on hand and in banks.....	28,212 50
TOTAL LEDGER ASSETS AT BOOK VALUE.....	\$769,694 81
Deduct excess of total book value of ledger assets over total authorized value.....	13,510 00
TOTAL LEDGER ASSETS AT AUTHORIZED VALUE.....	\$756,184 81
<i>Non-Ledger Assets</i>	
Notes receivable.....	881 88
TOTAL ASSETS.....	\$757,066 69
Deduct assets not admitted—unauthorized mortgage loans.....	46,434 84
TOTAL ADMITTED ASSETS.....	\$710,631 85

Liabilities†

Synopsis of Operations, 1941

		PENSION FUND
Total ledger assets at beginning of year.....		\$716,901 81
Increase in ledger assets (receipts):		
Premiums, dues and assessments.....	\$ 22,135 74	
Special assessments.....	402 00	
Interest, dividends and rents.....	34,878 25	
Miscellaneous.....	1,184 08	
Profit on sale or maturity of ledger assets.....	3,380 46	
Total increase in ledger assets.....		61,980 53
Grand total.....		\$778,882 34
Decrease in ledger assets (disbursements):		
Claims.....	\$ 7,206 96	
General expenses (<i>see details below</i>).....	1,859 13	
Loss on sale or maturity of ledger assets.....	121 44	
Total decrease in ledger assets.....		9,187 53
TOTAL LEDGER ASSETS AT END OF YEAR.....		\$769,694 81

Analysis of General Expenses

Salaries, \$425.00; auditors' fees, \$125.00; actuaries' fees and expenses, \$23.65; valuating fees, \$200.00; legal fees, \$621.30; printing and stationery, \$85.58; taxes (other than real estate), licenses and fees, \$105.00; miscellaneous, \$273.60.	\$1,859 13
--	------------

Exhibit of Pension Fund

	TOTAL ACTIVE MEMBERS (ALL IN ONTARIO)	TOTAL PENSIONED MEMBERS (ALL IN ONTARIO)	
	No.	No.	ANNUAL PAYMENT
At end of 1940.....	156	9	\$ 7,265 28
New members.....	11
New pensioners by retirement.....	..	1	924 96
Totals.....	167	10	8,190 24
Less ceased by:			
Death.....	..	2	1,569 96
Retirement.....	1
Total ceased.....	1	2	1,569 96
AT END OF 1941.....	166	8	6,620 28

†For detail of last actuarial valuation as of December 31, 1939, see page 148 of 1940 Report (business of 1939). See also *Insurance Act*, R.S.O. 1937, c. 256, secs. 243 (4) and 257, re societies with membership limited to government or municipal employees.

THE INDEPENDENT ORDER OF FORESTERS*

HEAD OFFICE, TORONTO, ONT.

Officers.—Supreme Chief Ranger, Victor Morin, L.L.D., Montreal; Past Supreme Chief Ranger, W. W. Dunlop, Toronto; Supreme Vice-Chief Ranger, J. J. Rossbottom, New York, N.Y.; Supreme Secretary, John F. Lang, Toronto; Supreme Treasurer, P. B. Fallis, Toronto; Supreme Physician, C. B. Parker, M.D., Toronto; Supreme Councilmen, W. R. Blight, Toronto, E. A. Jonas, Chicago, Ill., F. E. Hand, Buffalo, N.Y., F. E. Hand, Jr., Los Angeles, Cal., G. H. Becker, M.D., San Francisco, Cal.; Supreme Counsellor, Robert Bigelow, Toronto.

	PREMIUMS WRITTEN—CLAIMS INCURRED
Assets.....	\$45,446,828
Ontario insurance in force (gross).....	19,647,058
Canadian insurance in force (gross).....	31,033,932
Total insurance in force (gross).....	102,265,146
	Premiums—Ontario (net)..... \$ 465,698
	Premiums—Canada (net)..... 722,627
	Premiums—Total (net)..... 2,424,832
	Benefits paid—Ontario (net)..... 795,716
	Benefits paid—Canada (net)..... 1,234,149
	Total benefits paid (net)..... 3,559,536

JEWISH NATIONAL WORKERS' ALLIANCE OF AMERICA*

HEAD OFFICE, NEW YORK, N.Y.

Principal Office in Canada, Montreal, Que.

Manager or Chief Executive Officer in Canada.—Isadore M. Babrove, 159 Craig St. W., Montreal.
Chief Agent in Ontario.—I. Weinrot, 8 Castlevue Ave., Toronto.

	PREMIUMS WRITTEN—CLAIMS INCURRED
Assets.....	\$911,429
Ontario insurance in force (gross).....	219,395
Canadian insurance in force (gross).....	481,370
Total insurance in force (gross).....	481,370
	Premiums—Ontario (net)..... \$10,375
	Premiums—Canada (net)..... 18,950
	Premiums—Total (net)..... 18,950
	Benefits paid—Ontario (net)..... 3,882
	Benefits paid—Canada (net)..... 5,483
	Total benefits paid (net)..... 5,483

KNIGHTS OF COLUMBUS*

HEAD OFFICE, NEW HAVEN, CONN.

Principal Office in Canada, Montreal, Que.

Manager or Chief Executive Officer in Canada.—Francis Fauteux, Montreal.
Chief or General Agent in Ontario.—Philip Phelan, Ottawa.

	PREMIUMS WRITTEN—CLAIMS INCURRED
Assets.....	\$52,461,534
Ontario insurance in force (gross).....	1,970,400
Canadian insurance in force (gross).....	18,901,322
Total insurance in force (gross).....	254,579,070
	Premiums—Ontario (net)..... \$ 46,178
	Premiums—Canada (net)..... 355,581
	Premiums—Total (net)..... 4,830,043
	Benefits paid—Ontario (net)..... 10,261
	Benefits paid—Canada (net)..... 154,276
	Total benefits paid (net)..... 3,147,610

LONDON POLICE BENEFIT FUND ASSOCIATION

HEAD OFFICE, LONDON, ONT.

Incorporated.—January 1, 1895.

Officers.—Chairman, Mervyn Coxworth; Secretary, Philip W. Harpur; Treasurer, A. E. Knight.

Auditors.—W. J. Saunders and W. J. McCullough.

Members of Governing Executive.—Mervyn Coxworth, E. Coulter, W. Clipperton, Philip W. Harpur, London.

Statement for the Year Ended December 31, 1941

Assets

Book value of bonds, debentures and debenture stocks.....	\$388,342 57
Cash on hand and in banks.....	10,048 85
TOTAL ADMITTED ASSETS.....	\$398,391 42

Liabilities†

*See note on page 1.

†For last actuarial valuation as at December 31, 1937, see page 151 of 1938 Report (business of 1937). See also *Insurance Act*, R.S.O. 1937, c. 256, secs. 243 (4) and 257, *re* societies with membership limited to government or municipal employees.

Synopsis of Operations, 1941

		PENSION FUND
Total ledger assets at beginning of year		\$392,095 37
Increase in ledger assets (receipts):		
Premiums, dues and assessments	\$ 7,717 55	
Interest	15,257 18	
Donations	255 75	
Total increase in ledger assets		23,230 48
Grand total		\$415,325 85
Decrease in ledger assets (disbursements):		
Pensions	\$ 5,866 56	
Withdrawal allowance	8,125 16	
Gratuities	2,851 01	
General expenses (see details below)	91 70	
Total decrease in ledger assets		16,934 43
TOTAL ADMITTED ASSETS		<u>\$398,391 42</u>

Analysis of General Expenses

Auditors' fees, \$15.00; taxes, licenses and fees, \$55.00; miscellaneous, \$21.70	<u>\$91 70</u>
--	----------------

Exhibit of Pension Fund

	TOTAL ACTIVE MEMBERS (ALL IN ONTARIO)		TOTAL PENSIONED MEMBERS (ALL IN ONTARIO)	
	No.	No.	ANNUAL PAYMENT	
At end of 1940	65	5	\$	c.
New members	7	..	6,733	20
Totals	72	5	6,733	20
Less ceased by:				
Withdrawal	1	1	1,299	96
Retirement	7	..		
Total ceased	8	1	1,299	96
AT END OF 1941	64	4	5,433	24

LUTHERAN BROTHERHOOD*

HEAD OFFICE, MINNEAPOLIS, MINN.

Manager or Chief Executive Officer in Canada.—Rev. E. Schmak, 829 Grosvenor Ave., Winnipeg.

Assets	\$13,415,045	PREMIUMS WRITTEN—CLAIMS INCURRED	
Ontario insurance in force (gross)	165,400	Premiums—Ontario (net)	\$ 4,918
Canadian insurance in force (gross)	671,050	Premiums—Canada (net)	19,730
Total insurance in force (gross)	82,885,802	Premiums—Total (net)	2,566,514
		Benefits paid—Ontario (net)	1,009
		Benefits paid—Canada (net)	4,090
		Total benefits paid (net)	753,183

THE MACCABEES*

HEAD OFFICE, DETROIT, MICH.

Principal Office in Canada, Windsor, Ont.

Manager or Chief Executive Officer in Canada.—Mabel E. Blake, Windsor.

Chief or General Agent in Ontario.—Mabel E. Blake, Windsor.

Assets	\$57,876,818	PREMIUMS WRITTEN—CLAIMS INCURRED	
Ontario insurance in force (gross)	2,754,992	Premiums—Ontario (net)	\$ 69,779
Canadian insurance in force (gross)	11,560,497	Premiums—Canada (net)	346,851
Total insurance in force (gross)	222,979,345	Premiums—Total (net)	6,290,709
		Benefits paid—Ontario (net)	66,179
		Benefits paid—Canada (net)	234,378
		Total benefits paid (net)	6,152,754

*See note on page 1.

THE MINISTERS LIFE AND CASUALTY UNION*

HEAD OFFICE, MINNEAPOLIS, MINN.

Manager or Chief Executive Officer in Canada.—Edmund P. Stewart, Toronto.

Chief or General Agent in Ontario.—Edmund P. Stewart, 30 Bloor St. W., Toronto.

Assets	\$ 3,286,358	PREMIUMS WRITTEN—CLAIMS INCURRED	
Ontario insurance in force (gross)	528,500	Premiums—Ontario (net)	\$ 32,691
Canadian insurance in force (gross)	889,967	Premiums—Canada (net)	57,440
Total insurance in force (gross)	13,610,125	Premiums—Total (net)	860,416
		Benefits paid—Ontario (net)	20,963
		Benefits paid—Canada (net)	36,393
		Total benefits paid (net)	491,110

NATIONAL FRATERNAL SOCIETY OF THE DEAF*

HEAD OFFICE, OAK PARK, ILL.

Principal Office in Canada, Toronto, Ont.

Manager or Chief Executive Officer in Canada.—J. T. Shilton, Toronto.

Chief or General Agent in Ontario.—J. T. Shilton, 202 Dalhousie St., Toronto.

Assets	\$2,293,567	PREMIUMS WRITTEN—CLAIMS INCURRED	
Ontario insurance in force (gross)	152,786	Premiums—Ontario (net)	\$ 3,251
Canadian insurance in force (gross)	167,420	Premiums—Canada (net)	3,914
Total insurance in force (gross)	5,348,000	Premiums—Total (net)	121,586
		Benefits paid—Ontario (net)	1,580
		Benefits paid—Canada (net)	1,735
		Total benefits paid (net)	57,743

ONTARIO COMMERCIAL TRAVELLERS ASSOCIATION

HEAD OFFICE, LONDON, ONT.

Incorporated.—September 13, 1880.

Officers.—President, Clarence J. Atkins; Vice-President, Oliver H. Gidley; Secretary, Geo. T. Hair; Treasurer, Frank E. Harley.

Auditors.—A. G. Calder, F.C.A., and J. W. Westervelt, C.A.

Actuary.—D. P. Morris, B.A., F.A.S., A.A.I.A.

Members of Governing Executive.—C. J. Atkins, O. H. Gidley, A. B. Blay, G. M. Adams, C. W. Nicholls, Geo. T. Hair, H. W. Ball, F. E. Hess, F. T. Johnston, S. J. Martin, H. V. Nicholls, G. R. Keenleyside, London; A. M. Baxter, Sarnia.

Statement for the Year Ended October 31, 1941†

Assets	
<i>Ledger Assets</i>	
Book value of real estate held for sale	\$ 22,461 45
Amounts owing under agreements of sale of real estate	2,252 73
First lien mortgage loans on real estate	430,284 24
Book value of bonds, debentures and debenture stocks	733,399 34
Cash on hand and in banks	9,524 96
TOTAL LEDGER ASSETS AT BOOK VALUE	\$1,197,922 72
Deduct excess of total book value of ledger assets over total authorized value	15,000 00
TOTAL LEDGER ASSETS AT AUTHORIZED VALUE	\$1,182,922 72
<i>Non-Ledger Assets</i>	
Total interest and rents due and accrued	17,153 35
TOTAL ADMITTED ASSETS	\$1,200,076 07
Liabilities	
MORTUARY FUND:	
Claims due and unpaid	\$ 7,266 00
Provision for unreported claims	1,000 00
Contingency reserve	8,266 00
TOTAL LIABILITIES EXCEPT ACTUARIAL RESERVE	\$ 38,266 00
ACTUARIAL RESERVE AS AT OCTOBER 31, 1941:	
Mortuary Fund	\$917,308 92

*See note on page 1.

†In accordance with Section 258 of *The Insurance Act*, the Superintendent may accept statements compiled at other than the calendar year end if the society's by-laws provide for a fiscal year other than the calendar year.

Synopsis of Operations for Fiscal Year Ended October 31, 1941

		MORTUARY FUND
Total ledger assets at beginning of year.....		\$1,180,044 66
Increase in ledger assets (receipts):		
Premiums, dues and assessments.....	\$ 23,514 00	
Interest and rents.....	55,389 88	
Total increase in ledger assets.....		78,903 88
Grand total.....		\$1,258,948 54
Decrease in ledger assets (disbursements):		
Claims.....	\$ 43,492 00	
General expenses (see details below).....	16,116 72	
Loss on sale or maturity of ledger assets.....	1,417 10	
Total decrease in ledger assets.....		61,025 82
TOTAL LEDGER ASSETS AT END OF YEAR.....		\$1,197,922 72
Deduct excess of total book value of ledger assets over total authorized value.....		15,000 00
TOTAL LEDGER ASSETS AT AUTHORIZED VALUE.....		\$1,182,922 72
Non-ledger assets.....		17,153 35
TOTAL ADMITTED ASSETS.....		\$1,200,076 07
Liabilities for claims and expenses, due and accrued.....	\$ 8,266 00	
Contingency reserve.....	30,000 00	
Actuarial reserves.....	917,308 92	
TOTAL LIABILITIES AND ACTUARIAL RESERVES.....		955,574 92
SURPLUS.....		\$ 244,501 15

Analysis of General Expenses

Head Office expenses—salaries, \$5,070.00; auditors' fees, \$600.00; actuaries' fees and expenses, \$200.00; travelling expenses, \$230.80; rents, \$1,080.00; grant to Relief Fund, \$2,500.00; miscellaneous, \$2,094.14.....	\$11,774 94
All other expenses—advertising, \$13.68; agency commissions, \$272.00; express, telegrams and telephone, \$84.91; legal fees, \$16.00; printing and stationery, \$637.89; postage and excise, \$262.00; taxes (other than real estate), licenses and fees, \$248.80; miscellaneous, \$2,806.50.....	4,341 78
TOTAL.....	\$16,116 72

Exhibit of Mortuary Certificates

	TOTAL BUSINESS (ALL IN ONTARIO)	
	No.	AMOUNT
At end of 1940.....	2,305	\$ 1,492,764
New effected.....	94	58,135
Totals.....	2,399	1,550,899
Less ceased by:		
Death.....	62	36,456
Lapse.....	60	42,742
Total ceased.....	122	79,198
AT END OF 1941.....	2,277	1,471,701

Total amount of mortuary certificates in force at end of year analyzed as to plan—Life, \$1,471,701.

Actuary's Valuation Balance Sheet, October 31, 1941

Assets

Assets.....	\$1,215,076 07
Present value of future premiums.....	159,744 59
TOTAL.....	\$1,374,820 66

Liabilities	
Liabilities.....	\$ 8,266 00
Present value of sums assured.....	1,077,053 51
Reserve for depreciation of securities.....	45,000 00
Excess of total assets over total liabilities.....	244,501 15
TOTAL.....	\$1,374,820 66

The basis of the above valuation was the British Offices Ultimate Table O.M.(5) with interest at 3 $\frac{1}{2}$ %. The rate of expense charge was taken as 47 $\frac{1}{2}$ %.
 Total insurance valued was \$1,471,701.
 Ratio of solvency was 121.6%.
 The above valuation was compiled by D. P. Morris, B.A., F.A.S., F.A.I.A.

GRAND ORANGE LODGE OF BRITISH AMERICA*

HEAD OFFICE, TORONTO, ONT.

Officers.—President, Lieut.-Col. Hon. T. A. Kidd; Vice-President, J. F. Harper; Secretary-Treasurer, J. J. Williams, M.D.; Actuary, H. H. Blakeman.

Directors.—Lieut.-Col. Hon. T. A. Kidd, M.P.P., James F. Harper, C. H. Spooner, L. H. Reid, James Black, R. Hardy-Small.

Assets.....	\$1,904,817	PREMIUMS WRITTEN—CLAIMS INCURRED	
Ontario insurance in force (gross).....	2,990,356	Premiums—Ontario (net).....	\$ 82,178
Canadian insurance in force (gross).....	3,961,441	Premiums—Canada (net).....	110,784
Total insurance in force (gross).....	4,065,566	Premiums—Total (net).....	115,081
		Benefits paid—Ontario (net).....	73,592
		Benefits paid—Canada (net).....	95,353
		Total benefits paid (net).....	98,951

THE ORDER OF ITALO CANADIANS*

HEAD OFFICE, MONTREAL, QUE.

Officers.—Supreme Venerable, N. Vigilante; Ex-Supreme Venerable, L. Gabrielli; Treasurer, R. Rossi; Supreme Recorder Treasurer, A. Volpe; Secretary, A. Spada; Supreme Orator, C. Peressi; Trustees, A. Bortolotti, L. Palermo, G. Violino, D. Fabi, D. DiGiulio, C. Peressi.

Assets.....	\$ 38,631	PREMIUMS WRITTEN—CLAIMS INCURRED	
Ontario insurance in force (gross).....	48,260	Premiums—Ontario (net).....	\$ 3,879
Canadian insurance in force (gross).....	162,794	Premiums—Canada (net).....	11,493
Total insurance in force (gross).....	162,794	Premiums—Total (net).....	11,493
		Benefits paid—Ontario (net).....	1,341
		Benefits paid—Canada (net).....	4,350
		Total benefits paid (net).....	4,350

ONTARIO SECONDARY SCHOOL TEACHERS' FRATERNAL SOCIETY

HEAD OFFICE, 30 BLOOR ST. W., TORONTO, ONT.

Incorporated.—September 12, 1939.

Officers.—Chairman, H. T. Donaldson; Vice-Chairman, W. S. Hall; Secretary-Treasurer, R. W. E. McFadden.

Auditors.—E. Hampson and H. G. Harvey.

Actuary.—M. A. Mackenzie, M.A., F.I.A.

Members of Governing Executive.—J. W. Ansley, Toronto; H. T. Donaldson, Toronto; E. O. Hall, London; W. S. Hall, Wingham; K. S. Hill, Belleville; R. W. E. McFadden, Brantford.

Statement for the Year Ended December 31, 1941

Assets	
<i>Ledger Assets</i>	
Book value of bonds, debentures and debenture stocks.....	\$17,927 07
Cash on hand and in banks.....	9,584 67
TOTAL LEDGER ASSETS AT BOOK VALUE.....	\$27,511 74
<i>Non-Ledger Assets</i>	
Total interest accrued.....	117 08
TOTAL ADMITTED ASSETS.....	\$27,628 82
Liabilities	
MORTUARY FUND:	
Claims due and unpaid.....	\$ 1,000 00
Actuarial reserve.....	34,650 00
TOTAL LIABILITIES AND ACTUARIAL RESERVE.....	\$35,650 00

*See note on page 1.

Synopsis of Operations by Funds, 1941

	MORTUARY FUND		GENERAL EXPENSE FUND		TOTAL	
	\$	c.	\$	c.	\$	c.
Total ledger assets at beginning of year.....	20,663	59	2,328	33	22,991	92
Increase in ledger assets:						
Receipts—						
Premiums, dues and assessments.....	8,498	15			8,498	15
Interest.....	575	11	57	57	632	68
Transfers to.....			852	02	852	02
Total increase in ledger assets.....	9,073	26	909	59	9,982	85
Grand total.....	29,736	85	3,237	92	32,974	77
Decrease in ledger assets:						
Disbursements—						
Claims.....	4,000	00			4,000	00
General expenses (<i>see details below</i>).....			611	01	611	01
Transfers from.....	852	02			852	02
Total decrease in ledger assets.....	4,852	02	611	01	5,463	03
TOTAL LEDGER ASSETS AT END OF YEAR....	24,884	83	2,626	91	27,511	74
Non-ledger assets.....	117	08			117	08
TOTAL ADMITTED ASSETS.....	25,001	91	2,626	91	27,628	82
Liabilities for claims due and unpaid.....	1,000	00			1,000	00
Actuarial reserves.....	34,650	00			34,650	00
TOTAL LIABILITIES AND ACTUARIAL RESERVES.....	35,650	00			35,650	00
Deficit or SURPLUS (\$)	10,648	09	(S)2,626	91	8,021	18

Analysis of General Expenses

Salaries, \$371.50; travelling expenses, \$15.40; legal fees, \$25.00; medical fees, \$50.00; safety deposit box, \$3.00; printing and stationery, \$67.22; postage and excise, \$6.50; taxes (other than real estate), licenses, fees, \$30.00; miscellaneous, \$42.39. \$611 01

Exhibit of Mortuary Certificates

	TOTAL BUSINESS (ALL IN ONTARIO)	
	No.	AMOUNT
At end of 1940.....	1,006	\$ 1,006,000
New effected.....	48	48,000
Totals.....	1,054	1,054,000
Less ceased by:		
Death.....	5	5,000
Expiry.....	62	62,000
Total ceased.....	67	67,000
AT END OF 1941.....	987	987,000

Total amount of mortuary certificates in force at end of year analyzed as to plan—Term, \$987,000.

Actuary's Valuation Balance Sheet, December 31, 1941

MORTUARY FUND

Liabilities	
Outstanding claims.....	\$ 1,000 00
Value of future claims.....	218,000 00
TOTAL.....	\$219,000 00
Assets	
Value of 93% of future premiums from 987 members.....	\$183,350 00
Book value of bonds.....	16,930 00
Cash.....	7,960 00
Accrued interest.....	110 00
Deficit.....	10,650 00
TOTAL.....	\$219,000 00

The basis of the above valuation was the AM(5) Table of Mortality with 3% interest, and it was assumed that 93% of future premiums would be allocated to the Mortuary Fund.

The rate of interest earned in the Mortuary Fund in 1941 was 2.44%.

The ratio of actual to expected claims in 1941 was 57.5%.

The above valuation was compiled by M. A. Mackenzie, M.A., Fellow of the British Institute of Actuaries.

OTTAWA FIREMEN'S SUPERANNUATION AND BENEFIT FUND

HEAD OFFICE, OTTAWA, ONT.

Incorporated.—1917.*Officers.*—Chairman, J. A. Forward; Secretary, A. Mason; Treasurer, F. G. Kennedy.*Auditors.*—Milne, Steele & Co., C.A., Ottawa.*Actuary.*—H. B. Wickes, F.A.S.*Members of Governing Executive.*—J. A. Forward, J. J. O'Kelly, G. P. Gordon, D. A. McMillan, G. C. Medcalf, N. A. Bordleau, H. Chatterton, E. Weedmark, W. Kelly, Ottawa.

Statement for the Year Ended December 31, 1941

Assets

Ledger Assets

Book value of bonds, debentures and debenture stocks.....	\$678,039 35
Cash on hand and in banks.....	15,731 53
TOTAL LEDGER ASSETS AT BOOK VALUE.....	\$693,770 88
Deduct excess of total book value of ledger assets over total authorized value.....	13,105 98
TOTAL LEDGER ASSETS AT AUTHORIZED VALUE.....	\$680,664 90

Non-Ledger Assets

Total interest due and accrued.....	15,115 90
TOTAL ADMITTED ASSETS.....	\$695,780 80

Liabilities†

Synopsis of Operations, 1941

		PENSION FUND
Total ledger assets at beginning of year.....		\$664,021 80
Increase in ledger assets (receipts):		
Premiums, dues and assessments.....	\$ 24,330 20	
City of Ottawa grant.....	7,935 33	
Interest.....	27,635 63	
Premium on exchange.....	762 50	
Total increase in ledger assets.....		60,663 66
Grand total.....		\$724,685 46
Decrease in ledger assets (disbursements):		
Superannuation payments.....	\$ 21,485 47	
Death benefits.....	3,000 00	
Retiring allowance.....	5,605 87	
General expenses (<i>see details below</i>).....	823 24	
Total decrease in ledger assets.....		30,914 58
TOTAL LEDGER ASSETS AT END OF YEAR.....		\$693,770 88

Analysis of General Expenses

Salaries, \$600.00; printing and stationery, \$9.45; postage and excise, \$18.48; licenses and fees, \$100.00; miscellaneous, \$95.31.....	\$823 24
---	----------

Exhibit of Pension Fund

	TOTAL ACTIVE MEMBERS (ALL IN ONTARIO)	TOTAL PENSIONED MEMBERS (ALL IN ONTARIO)	
	No.	No.	ANNUAL PAYMENT
At end of 1940.....	184	21	\$ 20,894 45
New members.....	5
New pensioners by retirement.....	..	2	1,751 00
Retiring allowance.....	..	3	5,605 87
Totals.....	189	26	28,251 32
Less ceased by:			
Death.....	..	1	1,236 00
Withdrawal.....	3
Retirement.....	2
Retiring allowance.....	..	3	5,605 87
Total ceased.....	5	4	6,841 87
At End of 1941.....	184	22	21,409 45

†For last actuarial valuation as of December 31, 1938, see 1939 Report (business of 1938), page 154. See also *Insurance Act*, R.S.O. 1937, c. 256, secs. 243 (4) and 257, *re* societies with membership limited to government and municipal employees.

THE OTTAWA POLICE BENEFIT FUND ASSOCIATION

HEAD OFFICE, OTTAWA, ONT.

Incorporated.—April, 1926.

Officers.—Chairman, Ernest Sabourin; Secretary, George McLeod; Treasurer, Joseph Downey.

Auditors.—Milne, Steele & Co., C.A.

Actuary.—H. B. Wickes, F.A.S.

Members of Governing Executive.—Mayor J. E. S. Lewis, Magistrate G. E. Strike, Judge E. J. Daly, Ottawa.

Statement for the Year Ended December 31, 1941

Assets

Ledger Assets

First lien mortgage loans on real estate.....	\$ 7,000 00
Book value of bonds, debentures and debenture stocks.....	602,012 97
Cash on hand and in banks.....	15,989 13
TOTAL LEDGER ASSETS AT BOOK VALUE.....	\$625,002 10
Deduct excess of total book value of ledger assets over total authorized value.....	15,556 64
TOTAL LEDGER ASSETS AT AUTHORIZED VALUE.....	\$609,445 46

Non-Ledger Assets

Total interest due and accrued.....	14,197 73
TOTAL ADMITTED ASSETS.....	\$623,643 19

Liabilities†

Synopsis of Operations, 1941

		PENSION FUND
Total ledger assets at beginning of year.....		\$584,565 76
Increase in ledger assets (receipts):		
Premiums, dues and assessments.....	\$ 31,443 68	
Interest.....	24,066 03	
Donations.....	205 50	
Premium on exchange.....	318 25	
Total increase in ledger assets.....		56,033 46
Grand total.....		\$640,599 22
Decrease in ledger assets (disbursements):		
Pensions.....	\$ 15,200 90	
General expenses (<i>see details below</i>).....	396 22	
Total decrease in ledger assets.....		15,597 12
TOTAL LEDGER ASSETS AT END OF YEAR.....		\$625,002 10

Analysis of General Expenses

Salaries, \$200.00; licenses and fees, \$105.00; miscellaneous, \$91.22.....	\$396 22
--	----------

Exhibit of Pension Fund

	TOTAL ACTIVE MEMBERS (ALL IN ONTARIO)	TOTAL PENSIONED MEMBERS (ALL IN ONTARIO)	
	No.	No.	ANNUAL PAYMENT
			\$ c.
At end of 1940.....	155	11	15,117 50
New members.....	9
New pensioner by retirement.....	..	1	1,100 00
Totals.....	164	12	16,217 50
Less ceased by:			
Death.....	..	1	1,162 50
Withdrawal.....	1
Retirement.....	1
Total ceased.....	2	1	1,162 50
AT END OF 1941.....	162	11	15,055 00

†For last actuarial valuation as of December 31, 1939, see 1940 Report (business of 1939), page 159. See also *Insurance Act*, R.S.O. 1937, c. 256, secs. 243 (4) and 257, *re* societies with membership limited to government and municipal employees.

CITY OF OTTAWA SUPERANNUATION FUND

HEAD OFFICE, OTTAWA, ONT.

Incorporated.—April 27, 1939.*Officers.*—Chairman, W. E. MacDonald; Secretary, Miss Elsie Davies; Treasurer, G. P. Gordon.*Auditors.*—A. Murray Milne, C.A., and Harry W. Steele, C.A.*Actuary.*—Prof. M. A. Mackenzie, M.A., F.A.S.*Members of Governing Executive.*—W. E. MacDonald, Mayor J. E. S. Lewis, E. A. Bourque, A. Belanger, G. P. Gordon, Ottawa.

Statement for the Year Ended December 31, 1941

Assets

<i>Ledger Assets</i>	
Book value of bonds, debentures and debenture stocks.....	\$710,119 82
Cash on hand and in banks.....	16,768 40
TOTAL LEDGER ASSETS AT BOOK VALUE.....	\$726,888 22
Deduct excess of total book value of ledger assets over total authorized value.....	8,250 00
TOTAL LEDGER ASSETS AT AUTHORIZED VALUE.....	\$718,638 22
<i>Non-Ledger Assets</i>	
Total interest due and accrued.....	12,570 22
TOTAL ADMITTED ASSETS.....	\$731,208 44

Liabilities†

Synopsis of Operations, 1941

	PENSION FUND
Total ledger assets at beginning of year.....	\$628,300 93
Increase in ledger assets (receipts):	
Assessments.....	\$ 32,501 95
City of Ottawa contribution.....	65,000 00
Interest.....	25,624 14
Premium on exchange.....	561 27
Sundry.....	36 98
Total increase in ledger assets.....	123,724 34
Grand total.....	\$762,025 27
Decrease in ledger assets (disbursements):	
Superannuation payments.....	\$ 30,527 42
Withdrawal refunds.....	4,552 86
General expenses.....	56 77
Total decrease in ledger assets.....	35,137 05
TOTAL LEDGER ASSETS AT END OF YEAR.....	\$726,888 22

Exhibit of Pension Fund

	TOTAL ACTIVE MEMBERS (ALL IN ONTARIO)		TOTAL PENSIONED MEMBERS (ALL IN ONTARIO)	
	No.	No.	No.	ANNUAL PAYMENT
At end of 1940.....	271	75		\$ c. 29,972 88
New members.....	15
New pensioners:				
By retirement.....	..	2		1,133 63
By pension to widows.....	..	1		155 34
Totals.....	286	78		31,261 85
Less ceased by:				
Death.....	..	3		2,670 48
Decrease <i>re</i> widows' pensions.....		364 08
Withdrawal.....	10
Retirement.....	2
Total ceased.....	12	3		3,034 56
AT END OF 1941.....	274	75		28,227 29

†For detail of actuary's valuation balance sheet at December 31, 1940, see page 160 of 1941 Report (business of 1940). See *Insurance Act*, R.S.O. 1937, c. 256, secs. 243 (4) and 257, *re* societies with membership limited to government or municipal employees.

SUPREME COUNCIL OF THE ROYAL ARCANUM*

HEAD OFFICE, BOSTON, MASS.

Principal Office in Canada, Hamilton, Ont.

Manager or Chief Executive Officer in Canada.—T. H. Simpson, Hamilton.*Chief or General Agent in Ontario.*—T. H. Simpson, Hamilton.

Assets.....	\$29,572,691	PREMIUMS WRITTEN—CLAIMS INCURRED	
Ontario insurance in force (gross).....	803,263	Premiums—Ontario (net).....	\$ 23,171
Canadian insurance in force (gross).....	2,507,558	Premiums—Canada (net).....	73,381
Total insurance in force (gross).....	71,169,871	Premiums—Total (net).....	2,407,774
		Benefits paid—Ontario (net).....	16,399
		Benefits paid—Canada (net).....	45,288
		Total benefits paid (net).....	2,912,097

SLOVENE NATIONAL BENEFIT SOCIETY*

HEAD OFFICE, CHICAGO, ILL.

Principal Office in Canada, Toronto, Ont.

Manager or Chief Executive Officer in Canada.—Joseph Petric, Toronto.

Assets.....	\$ 9,552,143	PREMIUMS WRITTEN—CLAIMS INCURRED	
Ontario insurance in force (gross).....	68,400	Premiums—Ontario (net).....	\$ 1,774
Canadian insurance in force (gross).....	218,150	Premiums—Canada (net).....	9,087
Total insurance in force (gross).....	41,590,824	Premiums—Total (net).....	2,609,263
		Benefits paid—Ontario (net).....	781
		Benefits paid—Canada (net).....	9,216
		Total benefits paid (net).....	762,418

THE SONS OF ENGLAND BENEFIT SOCIETY

HEAD OFFICE, TORONTO, ONT.

Incorporated.—February 19, 1875.*Officers.*—President, S. W. Oakley; Vice-President, H. Pickering; Secretary, W. V. Oglesby; Treasurer, T. H. Frankling; Past President, A. V. Hardwick.*Auditors.*—Sharp, Milne & Co., C.A.s.*Actuary.*—N. E. Sheppard, M.A., F.I.A.*Governing Executive.*—Supreme Council consisting of above-mentioned officers, elected by Supreme Lodge at Niagara Falls, Ont., August 9, 1938.**Statement for the Year Ended December 31, 1941****Assets***Ledger Assets*

Book value of real estate—office premises, \$36,072.16; held for sale, \$3,461.97.....	\$ 39,534 13
First lien mortgage loans on real estate.....	1,300 00
Amounts of liens secured by Society's certificates in force.....	20,244 08
Book value of bonds, debentures and debenture stocks.....	423,051 89
Cash on hand and in banks.....	27,277 25
TOTAL LEDGER ASSETS AT BOOK VALUE.....	\$511,407 35
Deduct excess of total book value of ledger assets over total authorized value.....	5,320 23
TOTAL LEDGER ASSETS AT AUTHORIZED VALUE.....	\$506,087 12

Non-Ledger Assets

Total interest and rents due and accrued.....	4,846 02
TOTAL ASSETS.....	\$510,933 14
Deduct assets not admitted—chattel mortgage.....	500 00
TOTAL ADMITTED ASSETS.....	\$510,433 14

Liabilities

MORTUARY FUND:	
Claims due and unpaid.....	\$ 7,040 00
Provision for unreported claims.....	2,000 00
	\$ 9,040 00
FUNERAL FUND—Provision for unreported claims.....	1,200 00
SHAKESPEARE MEMORIAL FUND (in trust).....	457 59
GENERAL EXPENSE FUND—Accounts payable.....	66 90
TOTAL LIABILITIES FOR CLAIMS AND EXPENSES, DUE AND ACCRUED.....	\$ 10,764 49
Contingency reserve.....	25,000 00
TOTAL LIABILITIES EXCEPT ACTUARIAL RESERVES.....	\$ 35,764 49
ACTUARIAL RESERVES AS AT DECEMBER 31, 1941—Mortuary Fund.....	\$322,430 00

*See note on page 1.

Synopsis of Operations by Funds, 1941

	MORTUARY FUND		CENTRAL SICK FUND		GUARANTEE FUND		FUNERAL FUND		SUPREME LODGE EXPENSE FUND		WIDOWS' AND ORPHANS' FUND		SHAKESPEARE MEMORIAL FUND		GENERAL EXPENSE FUND		TOTAL		
	\$	c.	\$	c.	\$	c.	\$	c.	\$	c.	\$	c.	\$	c.	\$	c.	\$	c.	
Total ledger assets at beginning of year.....	372,769	24	565	31	1,824	69	28,235	20	15,831	25	1,821	80	441	75	64,233	15	493,722	39	
Increase in ledger assets:																			
Receipts—																			
Premiums, dues and assessments.....	28,980	18	1,711	93	478	31	25,537	26	4,805	85	50	81	12	34	7,530	72	69,044	25	
Interest, dividends and rents.....	16,372	45	10	64	226	94	1,182	57	489	38					1,284	50	19,029	63	
Premiums on exchange.....															178	34	112	51	
Lodge supplies sold.....	84	17													1,734	39	1,734	39	
Advertising sold.....															291	00	291	00	
Detunct Lodge funds.....															822	84	822	84	
Total receipts.....	45,436	80	1,722	57	705	25	26,719	83	5,295	23	50	81	12	34	11,691	79	91,634	62	
Transfers to.....							2,759	09							8,000	96	10,760	05	
Total increase in ledger assets.....	45,436	80	1,722	57	705	25	29,478	92	5,295	23	50	81	12	34	19,692	75	102,394	67	
Grand total.....	418,206	04	2,287	88	10,529	94	57,714	12	21,126	48	1,872	61	454	09	83,925	90	596,117	06	
Decrease in ledger assets:																			
Disbursements—																			
Claims.....	22,267	50	1,344	05	232	25	27,665	00									51,508	80	
Surrender values.....	2,214	76															2,214	76	
General expenses (see details below).....																	20,226	10	
Total disbursements.....	24,482	26	1,344	05	232	25	27,665	00									20,226	10	
Transfers from.....	5,066	30	90	06	473	00	2,043	15	3,087	54									
Total decrease in ledger assets.....	29,548	56	1,434	11	705	25	29,708	15	3,087	54							20,226	10	
Total ledger assets at end of year.....	388,657	48	853	77	9,824	69	28,005	97	18,038	94	1,872	61	454	09	63,699	80	511,407	35	
Deduct excess of total book value of helper assets over total authorized value.....	3,692	42			1,224	69	133	12	270	00							5,320	23	
Total ledger assets at authorized value.....	384,965	06	853	77	8,600	00	27,872	85	17,768	94	1,872	61	454	09	63,699	80	506,087	12	
Non-ledger assets.....	3,858	46	3	65	37	50	159	33	123	75	17	75	3	50	642	08	4,846	02	
Total assets.....	388,823	52	857	42	8,637	50	28,032	18	17,892	69	1,890	36	457	59	64,341	88	510,933	14	
Deduct assets not admitted.....															500	00	500	00	
Total admitted assets.....	388,823	52	857	42	8,637	50	28,032	18	17,892	69	1,890	36	457	59	63,841	88	510,433	14	
Liabilities for claims and expenses, due and accrued.....	9,040	00					1,200	00							66	90	10,764	49	
Contingency reserve.....	25,000	00															25,000	00	
Actuarial reserves.....	322,430	00															322,430	00	
Total liabilities and actuarial reserves.....	356,470	00					1,200	00							66	90	358,194	49	
Surplus.....	32,353	52	857	42	8,637	50	26,832	18	17,892	69	1,890	36	457	59	63,774	98	152,238	65	

Actuarial reserve not computed.

Analysis of General Expenses

Head Office expenses—salaries, \$10,061.80; directors' fees, \$259.07; auditors' fees, \$500.00; actuarial fees, \$200.00; Supreme President's expense, \$150.00; travelling expense, \$193.00; rents, \$1,250.00	\$12,613 87
Agency expenses—commissions, \$1,078.27; travelling expense, \$226.85; miscellaneous, \$532.78	1,837 90
Other expenses—sick benefit (members-at-large), \$308.31; express, telegraph and telephone, \$544.48; medical fees, \$83.00; official publication, \$2,050.10; printing and stationery, \$21.50; for unemployed members, \$477.00; Lodge supplies, \$804.86; jewels for presentation, \$100.93; taxes, licenses and fees, \$381.31; miscellaneous, \$1,002.54	5,774 33
TOTAL	\$20,226 10

Exhibit of Mortuary Certificates

	IN ONTARIO		TOTAL	
	No.	AMOUNT	No.	AMOUNT
At end of 1940	697	\$ 628,228 38	927	\$ 851,074 85
New effected	35	36,500 00	39	11,500 00
Transferred	2	2,100 00
Totals	734	666,828 38	966	895,574 85
Less ceased by:				
Death	29	25,017 50	34	29,307 50
Surrender	8	8,196 00	8	8,216 00
Lapse	8	4,260 00	10	5,770 00
Decrease	...	890 50	...	1,110 45
Total ceased	45	38,364 00	52	44,403 95
AT END OF 1941	689	628,464 38	914	851,170 90

Total amount of mortuary certificates in force at end of year analyzed as to plan—Life, \$458,118.86; Limited Life, \$393,052.04; total, \$851,170.90.

Exhibit of Sickness and Funeral Certificates

	NUMBER (ADULT AND JUNIOR)	
	IN ONTARIO	TOTAL
At end of 1940	8,937	14,479
New effected	312	340
Totals	9,249	14,919
Less ceased by:		
Death	185	287
Lapse	679	1,117
Total ceased	864	1,404
AT END OF 1941	8,385	13,515

Actuary's Valuation Balance Sheet, December 31, 1941

MORTUARY FUND

Liabilities

Net reserve on policies, including vested bonuses	\$313,660 00
Outstanding claims and provision for unreported claims	9,040 00
Value of 4% of future premiums payable to secretaries	8,770 00
Reserve for contingencies	25,000 00
Surplus	32,810 00
TOTAL	\$389,280 00

Assets

Bonds not in default, at book value	\$339,780 00
Bonds in default, at authorized value	5,750 00
Accrued interest on bonds not in default	3,860 00
Loans on policies	20,240 00
Cash on hand	19,650 00
TOTAL	\$389,280 00

The basis of the above valuation was the American Men Ultimate Table, AM(5), with interest at 3½%.

The rate of interest earned during 1941 on the mean ledger assets was 4.59%.

Ratio of assets to liabilities was 109.2%.

The ratio of actual claims incurred during 1941 to expected claims by the AM(5) Table of Mortality was 96.1%.

The valuation was compiled by N. E. Sheppard, M.A., F.I.A.

SONS OF SCOTLAND BENEVOLENT ASSOCIATION*

HEAD OFFICE, TORONTO, ONT.

Officers.—President, W. A. Murray; Secretary-Treasurer, Robert Lewis; Actuary, Prof. M. A. Mackenzie; Past Grand Chief, Rev. D. Wallace Christie; Grand Chieftain, George Anderson; Grand Medical Examiner, Dr. C. A. Warren.

Executive Board.—W. A. Murray, Geo. Anderson, Robert Lewis, Geo. S. Fleming, Judge John Tytler, J. S. Clouston, Robt. Collier, G. W. Robertson, Rev. D. Wallace Christie, D.D., A. H. McDonald.

Assets.....	\$1,888,949	PREMIUMS WRITTEN—CLAIMS INCURRED	
Ontario insurance in force (gross).....	2,862,508	Premiums—Ontario (net).....	\$ 65,101
Canadian insurance in force (gross).....	4,766,623	Premiums—Canada (net).....	114,204
Total insurance in force (gross).....	4,766,623	Premiums—Total (net).....	114,204
		Benefits paid—Ontario (net).....	75,742
		Benefits paid—Canada (net).....	97,593
		Total benefits paid (net).....	97,593

CITY OF STRATFORD MUNICIPAL BENEFIT FUND

HEAD OFFICE, STRATFORD, ONT.

Incorporated.—April, 1930.

Officers and Members of Governing Executive.—Chairman, R. J. Beatty; Secretary, A. S. Kappelé; Treasurer, G. McKellar; T. E. Henry, Andrew Parker, A. Templeton, W. G. Dixon, J. M. King, J. W. Monteith, Stratford.

Auditor.—F. P. Gibbs, C.A.

Actuary.—S. H. Pipe.

Statement for the Year Ended December 31, 1941

Assets

Ledger Assets

Book value of bonds, debentures and debenture stocks.....	\$141,832 83
Cash on hand and in banks.....	6,084 55
TOTAL LEDGER ASSETS AT BOOK VALUE (AUTHORIZED VALUE).....	\$147,917 38

Non-Ledger Assets

Total interest accrued.....	1,987 44
TOTAL ADMITTED ASSETS.....	\$149,904 82

Liabilities

Actuarial reserves.....	\$149,336 00
-------------------------	--------------

Synopsis of Operations, 1941

Total ledger assets at beginning of year.....		PENSION FUND	
Increase in ledger assets (receipts):			\$137,479 32
Premiums, dues and assessments.....	\$ 3,610 56		
City grant.....	3,400 00		
Interest.....	5,841 09		
Premium on exchange.....	22 00		
Total increase in ledger assets.....			12,873 65
Grand total.....			\$150,352 97
Decrease in ledger assets (disbursements):			
Pensions and refund withdrawals.....	\$ 2,267 59		
General expenses (<i>see details below</i>).....	168 00		
Total decrease in ledger assets.....			2,435 59
TOTAL LEDGER ASSETS AT END OF YEAR (AUTHORIZED VALUE).....			\$147,917 38
Non-ledger assets.....			1,987 44
TOTAL ADMITTED ASSETS.....			\$149,904 82
TOTAL LIABILITIES AND ACTUARIAL RESERVES.....			149,336 00
SURPLUS.....			\$ 568 82

Analysis of General Expenses

Salaries, \$100.00, postage and excise, \$3.00; licenses and fees, \$55.00; miscellaneous, \$10.00.....	\$168 00
---	----------

*See note on page 1.

Exhibit of Pension Fund

	TOTAL ACTIVE MEMBERS (ALL IN ONTARIO)	TOTAL PENSIONED MEMBERS (ALL IN ONTARIO)	
	No.	No.	ANNUAL PAYMENT
At end of 1940.....	41	4	\$ c. 1,841 76
New members.....	1		
New pensioners by retirement.....		1	656 28
Totals.....	42	5	2,498 04
Less ceased by:			
Withdrawal.....	1		
Retirement.....	1		
Total ceased.....	2		
AT END OF 1941.....	40	5	2,498 04

Actuary's Valuation Balance Sheet, December 31, 1941

Assets		
Ledger assets.....		\$147,917 38
Accrued interest.....		1,987 44
TOTAL.....		\$149,904 82
Liabilities		
Reserve for pensions in force.....		\$ 16,216 00
Reserve for future pensions.....		133,120 00
TOTAL.....		\$149,336 00

The basis of the above valuation was Rutherford's Annuity Tables with interest at 4%.
The rate of interest earned during 1941 was 4.07%.
The valuation was made by S. H. Pipe, F.A.S., A.I.A., F.A.I.A.

TORONTO FIRE DEPARTMENT SUPERANNUATION AND BENEFIT FUND

HEAD OFFICE, TORONTO, ONT.

Incorporated.—January, 1891.

Officers.—Chairman, W. J. Wadsworth; Secretary, J. S. Eakin; Treasurer, G. A. Lascelles.

Auditor.—S. C. Scott, A.C.A.

Members of Governing Executive.—W. J. Wadsworth, G. A. Lascelles, C. M. Colquhoun, K.C., Geo. Sinclair, H. J. W. Johnson.

Statement for the Year Ended December 31, 1941

Assets		
Ledger Assets		
Book value of bonds, debentures and debenture stocks.....		\$3,925,623 89
Cash on hand and in banks.....		499 34
TOTAL LEDGER ASSETS AT BOOK VALUE.....		\$3,926,123 23
Deduct excess of total book value of ledger assets over total authorized value.....		14,655 82
TOTAL LEDGER ASSETS AT AUTHORIZED VALUE.....		\$3,911,467 40
Non-Ledger Assets		
Total interest due and accrued.....		52,580 41
TOTAL ADMITTED ASSETS.....		\$3,964,047 81
Liabilities†		
Synopsis of Operations, 1941		PENSION FUND
Total ledger assets at beginning of year.....		\$3,746,110 92
Increase in ledger assets (receipts):		
Contributions.....	\$ 97,800 50	
Grant from City of Toronto.....	27,300 00	
Interest.....	163,270 59	
Exchange, donations and fines.....	1,927 63	
Total increase in ledger assets.....		290,298 72
Grand total.....		\$4,036,409 64

†For last actuarial valuation as of December 31, 1940, see page 132 of this Report. See also *Insurance Act, R.S.O. 1937, c. 256, secs. 243 (4) and 257, re societies with membership limited to government or municipal employees.*

Decrease in ledger assets (disbursements):

Pensions.....	\$ 87,851 93
Retiring allowances.....	1,801 44
Death claims.....	19,041 54
General expenses (see details below).....	1,591 50

Total decrease in ledger assets..... 110,286 41

TOTAL LEDGER ASSETS AT END OF YEAR..... \$3,926,123 23

Analysis of General Expenses

Salaries, \$500.00; actuary's fees and expenses, \$750.00; printing and stationery, \$51.19; postage and excise, \$95.31; taxes, licenses and fees, \$155.00; miscellaneous, \$40.00.....

\$1,591 50

Exhibit of Pension Fund

	TOTAL ACTIVE MEMBERS (ALL IN ONTARIO)	TOTAL PENSIONED MEMBERS (ALL IN ONTARIO)	
	No.	No.	ANNUAL PAYMENT
At end of 1940.....	657	71	\$ c. 82,708 15
New members.....	24
New pensioners:			
By retirement.....	..	6	7,222 50
By disability.....	..	10	10,249 30
Totals.....	681	87	100,179 95
Less ceased by:			
Death.....	5	5	6,242 17
Resigned.....	2
Pensioned.....	16
Total ceased.....	23	5	6,242 17
At END OF 1941.....	658	82	93,937 78

Actuary's Valuation Balance Sheet, December 31, 1940**Liabilities**

To 71 men drawing pensions.....	\$ 736,900 00
To pensions to survivors of 657 men on the active list, with a guarantee of at least \$3,500.00 as pension payments.....	4,336,300 00
To payments on death while in service or on withdrawal from service by such of the 657 men as are expected to claim such payments.....	207,200 00
To claims awaiting adjustment.....	800 00
To expenses connected with present members.....	10,200 00
TOTAL.....	\$5,291,400 00

Assets

By future contributions from 657 men on the active list (7% of salaries).....	\$1,237,500 00
By share of these men in future grants promised by the City.....	151,300 00
By funds on hand.....	3,795,200 00
By deficit.....	107,400 00
TOTAL.....	\$5,291,400 00

The rate of interest assumed in valuation was $3\frac{3}{4}\%$ in calculations regarding the long-term liabilities and assets connected with the active staff, and 4% in regard to the shorter-term liabilities connected with the pensioners.

The rate of interest earned on the funds in 1940 was 4.46% .

Above valuation was made by M. A. Mackenzie, M.A., F.A.S.

THE TORONTO POLICE BENEFIT FUND

HEAD OFFICE, TORONTO, ONT.

Incorporated.—1882.

Officers.—Chairman, C. J. Lytle; Vice-Chairman, Robert H. Saunders; Secretary, J. S. Eakin; Treasurer, G. A. Lascelles.

Auditor.—S. C. Scott, A.C.A.

Actuary.—Hugh H. Wolfenden, F.I.A., F.A.S., F.A.I.A.

Members of Governing Executive.—Robt. H. Saunders, G. A. Lascelles, C. M. Colquhoun, K.C. C. R. Crawford, W. J. McAlister, F. C. Skinner, Chas. J. Lytle, Toronto.

Statement for the Year Ended December 31, 1941

Assets

Ledger Assets

First lien mortgage loans on real estate.....	\$ 35,400 00
Book value of bonds, debentures and debenture stocks.....	5,077,670 07
Cash on hand and in banks.....	6,608 28

TOTAL LEDGER ASSETS AT BOOK VALUE.....\$5,119,678 35

Deduct excess of total book value of ledger assets over total authorized value..... 8,840 11

TOTAL LEDGER ASSETS AT AUTHORIZED VALUE.....\$5,110,838 24

Non-Ledger Assets

Total interest due and accrued..... 78,993 11

TOTAL ADMITTED ASSETS.....\$5,189,831 35

Liabilities†

Synopsis of Operations, 1941

PENSION
FUND

Total ledger assets at beginning of year..... \$4,818,504 11

Increase in ledger assets (receipts):

Contributions.....	\$146,681 27
Grants from City of Toronto.....	153,941 00
Interest.....	220,261 60
Exchange.....	1,607 76

Total increase in ledger assets..... 522,494 63

Grand total.....\$5,340,998 74

Decrease in ledger assets (disbursements):

Pensions.....	\$206,424 37
Retiring allowances.....	12,418 04
General expenses (see details below).....	2,477 98

Total decrease in ledger assets..... 221,320 39

TOTAL LEDGER ASSETS AT END OF YEAR.....\$5,119,678 35

Analysis of General Expenses

Salaries, \$500.00; actuaries' fees and expenses, \$1,217.50; printing and stationery, \$140.96; postage and excise, \$144.52; taxes, licenses and fees, \$155.00; miscellaneous, \$320.00..... \$2,477 98

Exhibit of Pension Fund

	TOTAL ACTIVE MEMBERS (ALL IN ONTARIO)	TOTAL PENSIONED MEMBERS (ALL IN ONTARIO)	
	No.	No.	ANNUAL PAYMENT
			\$ c.
At end of 1940.....	898	166	201,533 43
New members.....	12
New pensioners:			
By retirement.....	..	11	13,750 59
By disability.....	..	5	6,749 70
Totals.....	910	182	222,033 72
Less ceased by:			
Death.....	..	7	9,089 97
Resigned.....	6
Pensioned.....	16
Total ceased.....	22	7	9,089 97
AT END OF 1941.....	888	175	212,943 75

UKRAINIAN NATIONAL ASSOCIATION INC.*

HEAD OFFICE, JERSEY CITY, N.J.

Chief or General Agent in Ontario.—Paul Duda, 947 Ottawa St., Windsor, Ont.

		PREMIUMS WRITTEN—CLAIMS INCURRED	
Assets.....	\$ 6,300,189	Premiums—Ontario (net).....	\$ 16,274
Ontario insurance in force (gross).....	429,745	Premiums—Canada (net).....	18,070
Canadian insurance in force (gross).....	472,481	Premiums—Total (net).....	762,736
Total insurance in force (gross).....	27,225,025	Benefits paid—Ontario (net).....	25
		Benefits paid—Canada (net).....	25
		Total benefits paid (net).....	243,147

*See note on page 1.

†For last actuarial valuation as of December 31, 1939, see page 171 of 1940 Report (business of 1939). See also Insurance Act, R.S.O. 1937, c. 256, secs. 243 (4) and 257, re societies with membership limited to government or municipal employees.

L'UNION ST. JOSEPH DU CANADA

HEAD OFFICE, OTTAWA, ONT.

Incorporated.—June, 1863.*Officers.*—President, Dr. R. H. Parent; Vice-President, Dr. Geo. A. Racine; Secretary-Treasurer, Hector Ménard.*Auditor.*—Lucien Massé, C.P.A.*Actuary.*—J. B. Mabon.*Members of Governing Executive.*—Dr. R. H. Parent, Dr. J. M. Laframboise, Ottawa; Dr. Geo. A. Racine, J. L. A. Godbout, Jos. Trepanier, Quebec; Louis Gignac, Penetanguishene; J. E. Guillet, Trois Rivières; P. A. Delorme, St. Hyacinthe; Ovide Duquette, Hull; Guy Guibault, Joliette.

Statement for the Year Ended December 31, 1941

Assets

Ledger Assets

Book value of real estate—office premises, \$149,028.22; held for sale, \$600.00	\$ 149,628 22
Mortgage loans on real estate—first lien	25,000 00
Amounts secured by Society's certificates in force—loans and advances under automatic non-forfeiture provisions	88,055 78
Book value of bonds, debentures and debenture stocks	5,170,431 47
Cash on hand and in banks	94,930 45
New Brunswick Government deposit	5,000 00
Personal accounts	1,520 50
Due by local Lodges	67 36
TOTAL LEDGER ASSETS AT BOOK VALUE	\$5,534,499 06
Deduct excess of total book value of ledger assets over total authorized value	1,178,914 87
TOTAL LEDGER ASSETS AT AUTHORIZED VALUE	\$4,355,584 19

Non-Ledger Assets

Total interest, dividends and rents due and accrued	\$ 34,999 89
Total premiums, dues and assessments, due or deferred, or collected but not received by Head Office	21,891 80
Non-interest bearing advances to members of Caisse Sociale	84,219 99
TOTAL NON-LEDGER ASSETS	\$ 141,111 68
TOTAL ASSETS	\$4,496,695 87
Deduct assets not admitted:	
Personal accounts	\$ 1,520 50
Due by local Lodges	67 36
	1,587 86
TOTAL ADMITTED ASSETS	\$4,495,108 01

Liabilities

MORTUARY FUND:	
Claims due and unpaid	\$ 29,423 93
Premiums, dues and assessments received in advance	5,733 36
Present value of claims payable by instalments	8,103 19
Commuted value of disability claims	11,911 00
	\$ 55,171 48
SICKNESS AND ACCIDENT FUND:	
Provision for unreported claims	\$ 2,079 07
Premiums, dues and assessments received in advance	674 67
	2,753 74
JUVENILE FUND:	
Claims due and unpaid	\$ 205 00
Premiums, dues and assessments received in advance	574 91
	779 91
GENERAL RESERVE FUND:	
Premiums, dues and assessments received in advance	68 88
CENTIN COLLEGIAL FUND:	
Claims due and unpaid	47 43
GENERAL EXPENSE FUND:	
Premiums, dues and assessments received in advance	2,839 24
TOTAL LIABILITIES EXCEPT ACTUARIAL RESERVES	\$ 61,680 68
ACTUARIAL RESERVES AS AT DECEMBER 31, 1941:	
Mortuary Fund	\$3,980,126 00
Sickness and Accident Fund	254,457 00
Juvenile Fund	62,455 00
TOTAL ACTUARIAL RESERVES	\$4,297,038 00

Synopsis of Operations by Funds, 1941

	MORTUARY FUND		SICKNESS AND ACCIDENT FUND		JUVENILE FUND		GENERAL RESERVE FUND		CENTIN COLLEGIAL FUND		GENERAL EXPENSE FUND		TOTAL	
	\$	c.	\$	c.	\$	c.	\$	c.	\$	c.	\$	c.	\$	c.
Total ledger assets at beginning of year	5,103,929	37	410,862	73	66,101	82	38,782	15	19	08	29,227	83	5,648,922	98
Increase in ledger assets:														
Receipts—														
Premiums, dues, and assessments	257,122	77	43,060	00	18,187	89	3,507	71	307	95	121,811	97	444,598	29
Statutory contributions by the General Reserve Fund					2,411	67	1,589	16	4	05	2,414	17	2,414	17
Interest and rents	153,844	31	16,471	24	2,411	67					826	53	175,146	96
Loss and gain account											56	83	56	83
Chattels sold											62	00	62	00
Sundry fees, etc.	3,474	10									1,007	01	1,007	01
Profit on sale or maturity of ledger assets	2,993	00											3,474	10
Gross increase by adjustment of ledger assets													2,993	00
Total receipts	217,434	18	60,131	24	20,599	56	5,096	87	312	00	126,178	51	629,752	36
Transfers to	1,314	00											1,314	00
Total increase in ledger assets	418,748	18	60,131	24	20,599	56	5,096	87	312	00	126,178	51	631,066	36
Total increase in ledger assets	5,522,677	55	470,993	97	86,701	38	43,879	02	331	08	155,406	34	6,279,989	34
Grand total														
Decrease in ledger assets:														
Disbursements—														
Claims	198,774	76	36,587	90	9,333	00			283	65			244,979	41
Disability claims	2,413	29											2,413	29
Surrender values	43,091	17			944	01							44,035	18
Wife's death benefit	200	00											200	00
Old age benefits	24,038	06											24,038	06
Advances to members "Caisse Sociale"	395	73											395	73
Statutory contributions to General Fund					2,414	17							2,414	17
General expenses (see details below)	294,918	89									124,976	65	124,976	65
Loss on sale or maturity of ledger assets			5,805	00									294,918	89
Gross decrease by adjustment of ledger assets													5,805	00
Total disbursements	563,831	90	42,392	90	10,277	01	2,414	17	283	65	124,976	65	744,176	28
Transfers from					1,314	00							1,314	00
Total decrease in ledger assets	563,831	90	42,392	90	11,591	01	2,414	17	283	65	124,976	65	745,490	28
Total decrease in ledger assets	4,958,845	65	428,601	07	75,110	37	41,464	85	47	13	30,429	69	5,534,499	06
TOTAL LEDGER ASSETS AT END OF YEAR	1,178,914	87											1,178,914	87
Deduct excess of total book value of ledger assets over total authorized value														
Total Ledger Assets at Authorized Value	3,779,940	78	428,601	07	75,110	37	41,464	85	47	43	30,429	69	4,355,584	19
Non-ledger assets	131,358	33	1,252	74	1,094	75	145	12			7,260	74	141,111	68
Deduct assets not admitted	3,911,289	11	429,853	81	76,205	12	41,609	97	47	43	37,690	43	4,496,695	87
Total Admitted Assets	1,587	86											1,587	86
TOTAL ADMITTED ASSETS	3,909,701	25	429,853	81	76,205	12	41,609	97	47	43	37,690	43	4,495,108	01
Liabilities for claims and expenses, due and accrued	49,438	12	2,079	07	205	00			47	43			51,769	62
Premiums paid in advance	5,733	36	674	67	574	91	68	88			2,859	24	9,911	06
Actuarial reserves	3,980,126	00	254,457	00	62,455	00							4,297,038	00
Total Liabilities and Actuarial Reserves	4,035,297	48	257,210	74	63,234	91	68	88	47	43	2,859	24	4,358,718	68
Surplus or Deficit (d)	(d) 125,996	23	172,643	07	12,970	21	41,541	09			34,831	19	136,389	33

Analysis of General Expenses

Head Office expenses—salaries, \$26,782.83; directors' fees and salaries, \$10,060.00; auditors' fees, \$2,000.00; actuaries' fees and expenses, \$615.00; travelling expenses, \$1,581.06; miscellaneous, \$969.86.....	\$ 42,008 75
Agency and organization expenses—commissions, \$30,846.89; salaries, \$3,500.00; travelling expenses, \$10,041.61; miscellaneous, \$75.00.....	44,463 50
All other expenses—advertising, \$990.26; books and periodicals, \$97.73; paid to local Lodges for collection of dues, \$26,015.16; legal fees, \$11.50; medical fees, \$2,342.50; official publications, \$1,573.61; printing and stationery, \$3,646.88; postage, telephone, etc., and excise, \$1,961.71; travelling expenses, \$882.05; taxes (other than real estate), licenses and fees, \$533.38; miscellaneous, \$449.62.....	38,504 40
TOTAL.....	\$124,976 65

Exhibit of Certificates

	MORTUARY				JUVENILE			
	IN ONTARIO		TOTAL		IN ONTARIO		TOTAL	
	No.	AMOUNT	No.	AMOUNT	No.	AMOUNT	No.	AMOUNT
At end of 1940.....	4,399	\$ 3,970,594 00	19,820	\$ 16,673,644 50	1,627	\$ 774,477 50	7,501	\$ 3,070,254 00
New effected.....	636	664,200 00	2,590	2,472,500 00	885	400,550 00	2,867	1,249,915 00
Old revived.....	19	15,600 00	142	123,657 00	29	15,225 00	160	71,855 00
Transferred.....	24	14,628 00	55	23,372 00				
Totals.....	5,078	4,665,022 00	22,607	19,293,173 50	2,541	1,190,252 50	10,528	4,392,024 00
Less ceased by:								
Death.....	80	61,250 00	273	208,178 00	5	4,510 00	43	21,535 00
Maturity.....	9	7,250 00	13	10,050 00				
Disability.....	1	1,000 00	4	3,000 00				
Surrender.....	47	51,606 00	184	180,599 00	23	16,750 00	54	31,395 00
Lapse.....	297	260,492 00	1,633	1,431,361 00	425	181,885 00	1,649	738,945 00
Decrease.....		16,247 00		55,759 00		1,410 00		11,580 00
Transfer.....					1	115 00	55	28,575 00
Total ceased.....	434	397,845 00	2,107	1,888,947 00	454	204,670 00	1,801	832,030 00
At END OF 1941.....	4,644	4,267,177 00	20,500	17,404,226 50	2,087	985,582 50	8,727	3,559,994 00

Total amount of mortuary certificates in force at end of year analyzed as to plan—Life, \$6,852,875.00; Limited Life, \$2,320,500.00; Endowment, \$7,863,351.50; other plans, \$367,500.00; total, \$17,404,226.50.

Exhibit of Sickness and Accident Certificates

	NUMBER	
	IN ONTARIO	TOTAL
At end of 1940.....	1,461	8,998
New effected.....	65	776
Old revived.....	9	57
Transferred.....	23	
Totals.....	1,558	9,821
Less ceased by:		
Death.....	33	121
Lapse.....	112	996
Transfer.....	12	
Total ceased.....	157	1,117
At END OF 1941.....	1,401	8,704

Actuary's Valuation Balance Sheet, December 31, 1941

MORTUARY FUND

Assets

Funds applicable to benefits.....	\$3,821,335 76
Present value of contributions.....	3,716,591 00
Sickness benefits paid as a lien on certificates in force.....	84,219 99
Deficit.....	124,008 37
TOTAL.....	\$7,746,155 12

Liabilities

Present value of benefits.....	\$7,696,717 00
Claims payable by instalments.....	8,103 19
Commuted value of disability claims.....	11,911 00
Other liabilities.....	29,423 93
TOTAL.....	\$7,746,155 12

Ratio of actual to expected claims during 1941 was 79.6%.

The basis of the valuation was the National Fraternal Council Table with interest at 4%.

The rate of interest in 1941 on the total assets of the Society was 4.33%.

Total insurance valued was \$17,404,226.50.

Degree of solvency was 98.4%.

SICKNESS FUND**Assets**

Funds applicable to benefits.....	\$ 429,853 81
Present value of contributions.....	668,664 00
Negative values included (60%).....	23,363 00
TOTAL.....	\$1,121,880 81

Liabilities

Present value of benefits.....	\$ 946,484 00
Other liabilities.....	2,753 74
Surplus.....	172,643 07
TOTAL.....	\$1,121,880 81

Basis of the above valuation was the same as in previous years. (See page 173 of 1939 Report [business of 1938].)

JUVENILE FUND**Assets**

Funds applicable to benefits.....	\$ 76,205 12
-----------------------------------	--------------

Liabilities

Reserve.....	\$ 62,455 00
Other liabilities.....	779 91
Surplus.....	12,970 21
TOTAL.....	\$ 76,205 12

All the above valuations were compiled by J. B. Mabon, F.I.A., F.A.S.

THE ORDER OF UNITED COMMERCIAL TRAVELERS OF AMERICA*

HEAD OFFICE, COLUMBUS, OHIO

Principal Office in Canada, Winnipeg, Man.

Manager or Chief Executive Officer in Canada.—Harry F. Moulden, Vancouver.

Chief or General Agent in Ontario.—None.

Assets.....	\$2,161,245
Ontario certificates in force (No.)..	1,255
Canadian certificates in force (No.)..	3,696

PREMIUMS WRITTEN—CLAIMS INCURRED	
Premiums—Ontario (net).....	\$ 18,276
Premiums—Canada (net).....	57,353
Premiums—Total (net).....	1,219,051
Benefits paid—Ontario (net).....	8,067
Benefits paid—Canada (net).....	32,178
Total benefits paid (net).....	769,340

*See note on page 1.

WOMAN'S BENEFIT ASSOCIATION*

HEAD OFFICE, PORT HURON, MICH.

Principal Office in Canada, Sarnia, Ont.

Manager or Chief Executive Officer in Canada.—Mrs. Mary J. Baird, Sarnia.*Chief or General Agent in Ontario.*—Mrs. Mary J. Baird, Royal Bank Bldg., Sarnia.

Assets.....	\$44,543,641	PREMIUMS WRITTEN—CLAIMS INCURRED	
Ontario insurance in force (gross).....	359,263	Premiums—Ontario (net).....	\$ 9,930
Canadian insurance in force (gross).....	2,162,505	Premiums—Canada (net).....	52,054
Total insurance in force (gross).....	121,457,052	Premiums—Total (net).....	2,633,059
		Benefits paid—Ontario (net).....	1,353
		Benefits paid—Canada (net).....	29,029
		Total benefits paid (net).....	2,211,822

THE WORKMEN'S CIRCLE*

HEAD OFFICE, NEW YORK, N.Y.

Manager or Chief Executive Officer in Canada.—Michael Rubinstein, Montreal.

Assets.....	\$ 7,975,134	PREMIUMS WRITTEN—CLAIMS INCURRED	
Ontario insurance in force (gross).....	94,400	Premiums—Ontario (net).....	\$ 7,948
Canadian insurance in force (gross).....	193,000	Premiums—Canada (net).....	16,251
Total insurance in force (gross).....	16,638,750	Premiums—Total (net).....	885,777
		Benefits paid—Ontario (net).....	2,952
		Benefits paid—Canada (net).....	5,682
		Total benefits paid (net).....	605,141

*See note on page 1.

(E)

MUTUAL BENEFIT SOCIETIES



(E)

THE GRAND LODGE OF ONTARIO, INDEPENDENT ORDER OF ODD FELLOWS

HEAD OFFICE, 229 COLLEGE ST., TORONTO

Organized.—July 27, 1855. Incorporated in Ontario.—November 19, 1874.

Executive Officers of the Society (as at September 30, 1941).—Grand Master, P. V. Ibbetson, Port Arthur; Deputy Grand Master, C. J. Stilson, London; Grand Warden, Byron E. Dundas, London; Grand Secretary, Wm. Brooks, 229 College St., Toronto; Grand Treasurer, N. J. M. Lockhart, St. Catharines.

Statement for the Year Ended September 30, 1941

To which are appended statements of the Auxiliary Bodies lettered below as (A), (B), (C) and (D)

I. Funeral Benefits

The Subordinate Lodges undertake funeral benefits. The total membership of these lodges at September 30, 1941, was 32,230.

The number of deaths in the Society in 1941 was 734.

The amount of funeral benefits paid in 1941, in respect to deceased members, was \$30,517.78.

Total amount of funeral benefits paid in respect of deceased wives, \$2,657.00.

II. Sick Benefits

The Subordinate Lodges undertake sick benefits.

The total number of members who received sick benefits in 1941 was 1,816.

The amount of benefits paid in 1941, in respect of sick members, was \$50,804.51.

The number of weeks' sickness experienced in 1941 was 16,215. Amount paid for medical attendance and nursing during 1941, \$9,728.65.

III. Assets

	GRAND BODY	SUBORDINATE BODIES
Amount of real estate.....	\$280,644 44	\$1,423,679 07
Cash value of mortgages.....	67,374 90
Amount of securities.....	216,318 30	1,188,826 38
Cash in hands of Grand Secretary and in banks.....	100 00	153,852 62
Amount of cash in Dominion Bank.....	16,208 91
Amount of cash in Bank of Toronto.....	14,220 03
Cash in Canada Permanent Mortgage Company.....	657 58
All other assets.....	37,096 22
Assets not admitted:		
Grand Lodge.....	\$ 46,574 01	
Subordinate Lodges.....	649,804 39	
TOTAL ASSETS.....	\$632,620 38	\$2,766,358 07

IV. Liabilities

	GRAND BODY	SUBORDINATE BODIES
Sick benefits, funeral benefits, all other liabilities.....	\$ 1,949 82	\$ 59,752 29

V. Miscellaneous

The books and accounts of the Subordinate Lodges were audited in October, 1941, and those of the Grand Lodge in December, 1941.

Names and post office addresses of Grand Lodge auditors: C. J. Parker, C.A., Brantford; G. D. Campbell, F.C.A., Toronto.

Amount of bond of Grand Secretary, \$5,000.00.

Amount of bond of Grand Treasurer, \$5,000.00.

VI. Cash Receipts

Cash balance (Grand Lodge) from 1940 (not extended), \$41,539.43.

	GRAND LODGE	SUBORDINATE BODIES
Cash received during 1941 from:		
Initiation fees, etc.....	\$	\$ 12,400 05
Dues.....	159,265 75
Per capita tax and levies.....	51,657 90
Fines.....	99 00
Supplies sold.....	6,297 89
Interest, dividends and rent.....	11,534 62	174,119 08
Premiums for guarantee.....	105 30
All other sources.....	24,325 32	52,749 15
Cash received from sold or matured investments (not extended):		
Grand Lodge.....	\$ 65,550 00	
Subordinate Lodges.....	125,427 71	
TOTAL RECEIPTS.....	\$ 94,020 03	\$398,534 03

VII. Cash Expenditure

	(a) Expenses of Management	GRAND LODGE	SUBORDINATE BODIES
Cash paid during 1941 for:			
Commission and organization expenses.....		\$	\$
Per capita tax.....		150 00
Expenses of annual meeting.....		7,212 43
Registration fee.....		10 00
Rent, etc.....		1,500 00
Supplies bought.....		4,729 45
Travelling expenses and appropriations to officers.....		2,464 47
Salaries, officers' and auditors' fees.....		6,273 75
Printing, stationery and advertising.....		863 32
Postage and express.....		703 74
Premiums.....	
Investigation of claims.....	
Other management expenses (detailed in memo).....		27,694 23	181,197 04
TOTALS.....		\$ 51,601 39	\$181,197 04
(b) Miscellaneous Expenditure			
Benefits to widows and orphans.....		25,671 18
Funeral benefits.....		33,174 78
Sick benefits.....		50,804 51
Medical attendance and nursing.....		9,728 65
Gratuities—special relief.....		9,184 19
All other.....		36,941 55	96,471 02
For investments (Subordinate Lodges), \$139,960.08. (Grand Lodge), \$81,380.00.	
GRAND TOTALS.....		\$ 88,542 94	\$406,231 37

(A) ABSTRACT FROM THE RETURNS OF THE REBEKAH LODGES TO THE GRAND LODGE OF ONTARIO

	MALES	FEMALES	TOTALS
Number of members, December 31, 1940.....	2,251	15,628	17,879
Admitted during 1941.....	53	922	975
TOTALS.....	2,304	16,550	18,854
Deduct (withdrawn or cancelled).....	176	823	999
MEMBERSHIP, SEPTEMBER 30, 1941.....	2,128	15,727	17,855

Receipts

Dues.....	\$ 35,082 75
Admissions.....	4,301 48
Rents, etc.....	439 95
Miscellaneous.....	33,489 31
TOTAL.....	\$ 73,313 49

Expenditure for Relief Only

Relief of members.....	\$ 1,056 47
Relief of widowed families.....	299 76
I.O.O.F. Home.....	325 60
Home tax.....	1,561 75
Special relief.....	2,071 07
Contributed for field kitchens.....	2,254 16
Contributed for other war work.....	4,066 12
TOTAL.....	\$ 11,634 93

Miscellaneous

Expenses, lodges.....	\$ 55,246 90
Invested funds of lodges.....	82,559 07
Cash in lodge funds.....	28,086 44
Expenses of Assembly.....	14,343 84
Cash in Assembly funds.....	4,154 48
Invested funds of Assembly.....	4,000 00
Expended for Home tax.....
Number of lodges.....

(B) THE FOLLOWING SUMMARY FROM THE RETURNS OF THE GRAND ENCAMPMENT SHOWS THE MEMBERSHIP AND STANDING AT SEPTEMBER 30, 1941

Number of members as from last report.....	4,241
Initiated during the year ending September 30, 1941.....	86
Admitted by card during the year ending September 30, 1941.....	7
Reinstated during the year ending September 30, 1941.....
TOTAL.....	4,334

Deductions:	
Withdrawn by card.....	30
Suspended by non-payment of dues.....	171
Suspended from Subordinate Lodge.....	51
Deceased.....	61
Expelled.....	...
	313
NET MEMBERSHIP, SEPTEMBER 30, 1941.....	4,021
Number of patriarchs relieved in 1941.....	123
Number of weeks for which benefits were paid.....	1,004
Amount paid for burying the dead in 1941.....	\$ 445 10
Amount paid for relief of patriarchs (sick benefits).....	1,525 88
Amount paid for special relief in 1941.....	355 63
Relief of widowed families.....	10 00
TOTAL AMOUNT OF RELIEF PAID.....	\$ 2,336 61
Receipts from all sources.....	\$ 12,462 37
Working expenses of Subordinate Encampment.....	10,947 61
Cash assets.....	\$ 6,813 08
Invested in mortgages and securities.....	48,356 76
Invested in buildings and lands.....	3,317 43
Invested in furniture and regalia.....	13,692 26
All other assets.....	6,788 03
TOTAL FUNDS OF SUBORDINATE ENCAMPMENTS, September 30, 1941.....	\$ 78,967 56
Less liabilities.....	1,572 08
	\$ 77,395 48

(C) THE ODD FELLOWS' FUNERAL AID ASSOCIATION OF THE COUNTIES OF LINCOLN AND WELLAND

Number of members who died in 1941.....	15
Number of members, September 30, 1941.....	546
Amount of cash received during the year 1941.....	\$ 3,775 67
Amount of expenses in management in 1941.....	255 01
Amount paid funeral claims.....	1,875 00
Amount on hand, September 30, 1941.....	156 71

(D) DEPARTMENT OF ONTARIO, P.M., I.O.O.F.

Number of cantons.....	17
Number of members, last report.....	464
Mustered during year.....	11
Admitted on honourable discharge papers.....	...
Reinstated.....	...
TOTAL.....	475
From which deduct:	
Withdrawn by honourable discharge papers.....	8
Deceased.....	1
Suspended during year.....	...
Expelled.....	...
TOTAL.....	23
TOTAL MEMBERSHIP, September 30, 1941.....	452
NET DECREASE FOR THE YEAR.....	12

Assets

Cash balance on hand, last report.....	\$ 74 86
Receipts from grants and per capita taxes.....	405 60
Receipts from badges, jewels, etc.....	271 44
Receipts from commissions and supplies.....	124 90
TOTAL ASSETS.....	\$876 80

Disbursements

Department sundries.....	\$371 15
Badges and jewels.....	201 50
S.G.L. supplies.....	249 66
TOTAL.....	822 31
CASH BALANCE, SEPTEMBER 30, 1941.....	\$ 54 49

Italian Brotherhood Mut. Ben. Society	2,648 55	814 69	2,648 55	814 69	1,991 00
Italian Ladies' Mut. Ben. Society of Hamilton	100 00	9,528 91	100 00	9,528 91	1,991 00
Italian Mut. Ben. Society of Port Arthur	494 00	3,280 76	494 00	3,280 76	1,991 00
Italian Mut. Ben. Society of Port Colborne and Humberstone	700 00	1,579 23	700 00	1,579 23	200 00
Ivalo-Canadiane Society	500 00	187 22	500 00	187 22	83 00
Jwasker Mut. Ben. Society	11,435 00	2,969 15	11,435 00	2,969 15	100 00
Judcan Benevolent and Friendly Society	7,512 96	2,209 27	7,512 96	2,209 27	100 00
Kieitzer Sick Ben. Society	5,673 26	2,586 40	5,673 26	2,586 40	25 00
Knights of Malta, Ancient and Illustrious Order of	93,660 94	9,741 92	93,660 94	9,741 92	872 59
Knights of Pythias, Grand Lodge of Ontario	4,974 37	3,766 33	4,974 37	3,766 33	809 98
Labour League Mut. Ben. Society	1,000 00	331 09	1,000 00	331 09	133 00
Larover Mut. Ben. Society	10,000 00	176 99	10,000 00	176 99	2,858 34
Leaside Mut. Ben. Society	10,000 00	3,000 00	10,000 00	3,000 00	331 09
Loyal Orange Young Briton, Lodge No. 33	8,458 06	2,230 00	8,458 06	2,230 00	13,176 99
Loyal Order of Moose of Ontario	8,500 00	493 08	8,500 00	493 08	727 83
Loyal True Blue Asscn.	2,500 00	2,210 73	2,500 00	2,210 73	727 83
Martin Transport Mut. Ben. Society	3,480 00	116 69	3,480 00	116 69	3,995 09
Massey-Harris Co., Verity Works, Sick and Funeral Ben. Asscn.	3,000 00	7,519 45	3,000 00	7,519 45	3,995 09
Massey-Harris Co. Empl. Assn.(Branitford)	1,500 00	2,790 18	1,500 00	2,790 18	1,395 83
Massey-Harris Co. (Toronto) Mut. Ben. Society	6,000 00	1,710 28	6,000 00	1,710 28	4,510 73
Mentor Mut. Ben. Society	1,638 10	506 96	1,638 10	506 96	4,260 14
Mozter Sick Ben. Society	9,075 00	9,147 03	9,075 00	9,147 03	4,037 35
Mutual Ben. Society of Alumnae Asscn., Victoria Hosp. School of Nursing	1,400 00	616 48	1,400 00	616 48	324 47
Mutual Masonic Compact of St. Catharines	4,000 00	50 89	4,000 00	50 89	18,646 02
MacLean Publishing Co. Ltd., Mech. Div., Mut. Ben. Asscn.	12,500 00	7,425 44	12,500 00	7,425 44	3,348 38
National Cash Register Empl. Ben. Society	3,480 00	116 69	3,480 00	116 69	506 96
National Slovak Mut. Ben. Society	3,000 00	22,830 63	3,000 00	22,830 63	9,147 03
Order of Sons of Italy of Ontario Mut. Ben. Society	6,500 00	2,790 18	6,500 00	2,790 18	3,596 09
Ostrowetz Independent Mut. Ben. Society	1,500 00	617 62	1,500 00	617 62	22,830 63
Ottawa Hebrew Ben. Society	750 00	616 48	750 00	616 48	17,019 45
Ozrower Mut. Ben. Society	4,000 00	50 89	4,000 00	50 89	7,190 18
Pilsudski Mut. Ben. Society	5,751 86	12,500 00	5,751 86	12,500 00	2,117 62
Polish Alliance Friendly Society of Canada	12,500 00	493 75	12,500 00	493 75	1,366 48
Polish National Union of Canada Mut. Ben. Society	1,500 00	480 06	1,500 00	480 06	1,366 48
Postal Benefit Asscn. of Toronto	34,291 24	6,137 38	34,291 24	6,137 38	1,366 48
Pride of Israel Sick Ben. Society	1,500 00	1,000 00	1,500 00	1,000 00	6 00
Radomer Mut. Ben. Society	8,923 20	1,491 29	8,923 20	1,491 29	189 10
Prov. Grand Lodge (Manchester Unity), Independent Order of Odd Fellows	15,380 76	98,165 09	15,380 76	98,165 09	90 00
Rani Ghar Grotto Mut. Ben. Society	4,000 00	10 88	4,000 00	10 88	16 55
Rogers, Wm., Manfg. Co. Welfare Society	800 00	543 59	800 00	543 59	16 55
St. Boniface Sick Ben. Society	1,000 00	369 06	1,000 00	369 06	189 10
St. David's Mut. Ben. Society	1,000 00	411 15	1,000 00	411 15	90 00
St. Joseph's Aid Society	987 50	2,115 91	987 50	2,115 91	90 00
Sawyer-Massey Empl. Mut. Ben. Asscn.	500 00	6,141 91	500 00	6,141 91	160 00
Slingsby Manfg. Co. Empl. Sick Ben. Asscn.	493 81	1,004 63	493 81	1,004 63	2,050 00
Societa Figli d'Italia di Mutuo Soccorso St. Antonio d'Ottawa	8,000 00	1,895 08	8,000 00	1,895 08	175 00
Societa Italiana di Mutuo Soccorso (Guglielmo Marconi)	14,562 92	21,204 83	14,562 92	21,204 83	263 65
Societa di Mutuo Soccorso Recalmutese, Hamilton	500 00	2,840 29	500 00	2,840 29	263 65
Societa di Mutuo Soccorso Trimaeria, Toronto	1,067 50	11,206 31	1,067 50	11,206 31	175 00
Sons and Daughters of Canadian Lithuanian Mut. Ben. Society	21,698 51	4,539 38	21,698 51	4,539 38	154 50
Sons of Abraham Mut. Ben. Society	300 00	1,859 24	300 00	1,859 24	154 50
Sons of David Mut. Ben. Society	2,155 00	1,172 33	2,155 00	1,172 33	30 00
Sons of Jacob Ben. Society	2,700 00	7,500 00	2,700 00	7,500 00	182 27
Sons of Italy Mut. Aid and Benevolent Society	7,500 00	9,500 00	7,500 00	9,500 00	212 27
Star Mut. Ben. Society	5,000 00	7,973 33	5,000 00	7,973 33	90 00
Toronto Civic Empl. Mut. Ben. Society	1,200 00	1,200 00	1,200 00	1,200 00	1,254 18
Toronto Hebrew Benevolent Society	5,000 00	16,038 28	5,000 00	16,038 28	940 00
Toronto Hebrew Benevolent Society	5,000 00	16,038 28	5,000 00	16,038 28	940 00

SHORT NAME OF SOCIETY	ASSETS						LIABILITIES		
	REAL ESTATE	MORTGAGES ON REAL ESTATE	BONDS, DEBENTURES, AND OTHER SECURITIES	CASH ON HAND AND IN BANK	ALL OTHER	TOTAL	CLAIMS UNPAID	ALL OTHER	TOTAL
	\$ c.	\$ c.	\$ c.	\$ c.	\$ c.	\$ c.	\$ c.	\$ c.	\$ c.
Toronto Hydro-Electric System Empl. Mut. Ben. Society	2,739 05		5,487 50	650 69	7 50	9,288 90	45 00	275 87	320 87
Toronto Independent Benevolent Asscn.	28,000 00		86,260 00	1,744 34		116,004 34			
Toronto Musical Protective Asscn.			10,508 19	708 50	68 69	11,285 38			
Transportation Club of Toronto	4,000 00		3,580 09	3,547 39		11,127 48			
Ukrainian National Mut. Ben. Asscn.			100 00	2,254 46		2,354 46			
Ulga Mut. Ben. Society		800 00	5,531 25	9,521 40		15,852 65	150 00		150 00
Union of Ukrainian Brotherhoods				1,238 93		1,238 93			
Vitese Mut. Ben. Society	2,309 00		696 25	707 83		3,713 08			
Warsaw Lodzer Mut. Ben. Society				642 70		642 70			
Watson Mfg. Co. Mut. Ben. Society			100 00	410 55		510 55			
York Township Civic Mut. Ben. Society	4,667 76	1,375 00	9,000 00	1,821 76	91 56	16,956 08		1,001 56	1,001 56
Young Men's Hebrew Asscn.	5,000 00		7,170 00	1,078 82		13,248 82			
Zion Benevolent Society									
TOTALS	213,319 86	254,985 79	986,234 81	344,807 15	6,597 14	1,805,944 75	5,501 04	18,531 16	24,032 20

SHORT NAME OF SOCIETY	EXPERIENCE						INCOME					
	NUMBER REPORTED DEC. 31, 1941	NUMBER OF MEMBERS WHO DIED DURING 1941 (*MEMBERS WIVES)	NUMBER OF MEMBERS SICK DURING 1941	NUMBER OF WEEKS' SICKNESS DURING 1941	NUMBER OF HOSPITAL-IZATIONS DURING 1941	ASSESS-MENTS, DUES, AND FEES	INTEREST	ALL OTHER	TOTAL	RECEIVED FROM INVEST-MENTS		
						\$	\$	\$	\$	\$		
Imperial Varnish & Color Co. Sick Ben. Society.....	131	1	16	64	381 25	1 50	382 75		
Independent Mut. Ben. Federation.....	3,928	18	503	2,257	30,551 00	452 02	3,069 42	34,072 54	200 00		
Italian Brotherhood Mut. Ben. Society.....	115	1	35	112	1,477 00	6 04	1,483 04		
Italian Ladies' Mut. Ben. Society of Hamilton.....	60	612 45	4 00	616 45		
Italian Mut. Ben. Society of Port Arthur.....	60	893 90	2,736 30	3,630 20		
Italian Mut. Ben. Society of Port Colborne and Humberstone.....	48	10	38	733 65	33 33	37 88	804 86		
Italo-Canadiane Society.....	186	2*	33	109	2,101 10	13 94	182 93	2,298 21		
Iwawaker Mut. Ben. Society.....	85	4	24	1,283 64	11 97	726 25	2,021 86		
Jewish Benevolent and Friendly Society.....	282	1	43	232	4	3,854 23	523 32	618 46	4,996 01	200 00		
Kielzler Sick Ben. Society.....	213	2	32	96	12	4,744 73	197 57	200 00	5,142 30		
Knights of Malta of Canada, Ancient and Illustrious Order of.....	1,796	1*	4	53	2,209 92	218 65	332 79	2,761 36		
Knights of Pythias, Grand Lodge of Ontario.....	1,796	30	108	741	14,381 47	2,351 07	3,536 41	20,268 95	3,621 62		
Labour League Mut. Ben. Society.....	843	3	44	264	30	11,663 56	103 97	3,248 52	15,076 05		
Lagover Mut. Ben. Society.....	85	2	59	1,071 23	17 42	278 20	1,366 85		
Leaside Mut. Aid Society.....	120	20	59	750 00	750 00		
Limitz Sick Ben. Society.....	216	8*	5	123	29	5,791 98	327 78	1,164 20	7,283 96		
Loyal Orange Young Briton, Lodge No. 33.....	76	2	3 69	3	69		
Loyal Order of Moose of Ontario.....	3,238	25	373	2,060	110	49,191 48	1,721 33	15,489 69	66,402 50	3,487 81		
Loyal True Blue Assen.....	5,167	8	2,575 52	1,579 62	3,165 81		
Martin Transport Mut. Ben. Society.....	131	18	61	1,579 62	1,579 62		
Massey-Harris Co., Verity Works, Sick and Funeral Ben. Assn.....	432	1*	104	268	26	2,061 25	122 24	749 17	2,932 66		
Massey-Harris Co., Empl. Assn. (Brantford).....	537	4*	63	230	46	3,993 10	102 15	1,038 17	4,233 32		
Massey-Harris Co. (Toronto) Mut. Ben. Society.....	3,100	6*	10	324	8,589 10	39 91	3,642 50	12,271 51		
Menior Mut. Ben. Society.....	372	16	3,740 00	3 06	3,743 06		
Mozier Sick Ben. Society.....	169	2	17	88	3,016 10	238 95	786 05	4,041 10		
Mut. Ben. Soc. of Alumnac Assen., Victoria Hosp. School of Nurs.....	43	8	25	215 00	53 48	148 00	416 48		
Mutual Masonic Compact of St. Catharines.....	245	3	1	487 69	5 00	492 69	492 69		
MacLean Publishing Co., Ltd., Mech. Div., Mut. Ben. Assn.....	215	1	68	109	7	1,629 36	125 88	657 97	2,413 01		
National Cash Register Empl. Ben. Society.....	335	1	204	1,727 90	105 00	1,832 90		
National Slovak Mut. Ben. Society.....	1,188	3	47	131	16,517 31	118 68	5,972 17	22,608 16		
Order of Sons of Italy of Ontario Mut. Ben. Society.....	318	6	7,885 57	411 07	2,196 64	10,493 28		
Ostrowetz Independent Mut. Ben. Society.....	108	5	14	4	1,733 60	105 33	472 53	2,301 48		
Ottawa Hebrew Ben. Society.....	180	1	7	28	1,037 75	66 10	2 70	1,106 55		
Ozrower Mut. Ben. Society.....	62	3	33	6	814 20	1 95	392 81	1,207 01		
Pilsudski Mut. Ben. Society.....	94	7	28	485 04	1,405 61	1,792 61		
Polish Alliance Friendly Society of Canada.....	1,203	3	216	525	7,932 73	66 65	774 89	8,784 27		
Polish National Union of Canada Mut. Ben. Society.....	310	2	51	135	2,995 79	7 16	10,637 96	13,640 91		
Postal Ben. Assn. of Toronto.....	208	1	48	271	70	2,353 25	19 01	372 26		
Prov. Gr. Lodge (Manchester Unity), Indep. Order of Odd Fellows.....	566	6*	1	9,582 13	1,038 55	4,807 27	15,427 95	1,300 00		
Radomer Mut. Ben. Society.....	1,776	11*	24	2,685	193	29,233 61	8,504 26	2,540 32	40,268 19	6,521 22		
Rami Ghar Grotto Mut. Ben. Society.....	163	1	10	36	8	1,093 91	6 57	1,997 25	3,394 07		
Rogers, Wm., Manifg. Co. Welfare Society.....	405	10	81	202	3,387 50	8 85	232 50	4,171 35		
St. Boniface Sick Ben. Society.....	221	1	39	186	936 40	131 26	30 00	1,087 66		

St. David's Mut. Ben. Society.....	94	5	16	72	853 50	47 86	13 50	901 36	215 16	
St. Joseph's Aid Society.....	100	..	47	47	338 25	61 81	..	413 56	100 00	
Sawyer-Massey Empl. Mut. Ben. Assn.....	270	2	39	140	867 30	46 21	..	913 51	..	
Slingsby Manfg. Co. Empl. Sick Ben. Assn.....	600	..	84	390	3,248 25	57 44	72	3,305 09	..	
Societa Figli d'Italia di Mutuo Soccorso St. Antonio d'Ottawa.....	135	1	21	106	849 00	495 44	..	1,334 44	1,200 00	
Societa Italiana di Mutuo Soccorso Guglielmo Marconi.....	306	2	58	313	3,742 50	23 13	435 69	4,201 52	..	
Societa di Mutuo Soccorso Recamatuse, Hamilton.....	87	1	12	62	848 00	30 16	1 75	873 52	100 00	
Societa di Mutuo Soccorso Trinaara, Toronto.....	102	..	10	90	893 00	30 76	..	930 26	..	
Sons and Daughters of Canadian Lithuanian Mut. Ben. Society.....	731	..	71	551	5,765 76	137 03	14 00	5,916 79	..	
Sons of Abraham Mut. Ben. Society.....	1,087	..	5	25	3,131 24	714 40	4,076 84	7,222 48	6,404 67	
Sons of David Mut. Ben. Society.....	180	6*	6	17	1,550 49	4 50	828 37	2,892 36	..	
Sons of Jacob Benevolent Society.....	325	1*	15	99	1,961 05	27 02	1,981 61	3,069 68	..	
Star of Italy Mut. Aid and Benevolent Society.....	119	..	16	60	4,084 73	726 63	2,313 85	7,125 24	..	
Star Mut. Ben. Society.....	346	..	49	172	2,253 55	25 71	..	1,596 76	..	
Toronto Civic Empl. Mut. Ben. Society.....	196	6	22	122	1,187 85	367 05	50 00	1,604 90	2,000 00	
Toronto Hebrew Benevolent Society.....	233	..	15	96	5,742 40	438 10	759 53	5,939 80	50 00	
Toronto Hydro-Electric System Empl. Mut. Ben. Society.....	683	1*	14	107	3,653 50	77	..	5,654 27	..	
Toronto Independent Benevolent Assn.....	187	..	15	94	3,016 35	220 82	1,349 66	4,587 43	..	
Toronto Municipal Protective Assn.....	1,416	7	33	179	14,269 35	3,162 39	2,454 44	19,877 18	..	
Transportation Club of Toronto.....	321	1,811 00	368 00	859 57	3,038 57	..	
Ukrainian National Mut. Ben. Assn.....	186	2	10	35	1,605 00	120 44	642 72	2,468 16	..	
Ulga Mut. Ben. Society.....	120	..	26	88	996 30	32 12	29 25	1,057 67	..	
Union of Ukrainian Brotherhoods.....	428	5	51	233	2,928 60	296 14	306 13	3,530 87	270 00	
Vitese Mut. Ben. Society.....	440	8 45	25 06	..	33 51	..	
Warsaw Lodger Mut. Ben. Society.....	75	0	5	16	1,017 40	..	1,632 26	2,649 66	..	
Watson Manfg. Co. Mut. Ben. Society.....	351	1	62	190	1,038 25	6 95	..	1,045 20	..	
York Township Civic Mut. Ben. Society.....	109	1*	112 00	2 33	..	114 33	..	
Young Men's Hebrew Assn.....	179	..	15	55	3,856 31	386 08	356 00	4,598 39	..	
Zion Benevolent Society.....	144	..	9	40	2,632 41	274 80	952 52	3,859 73	..	
TOTALS.....	72,231	89*	627	9,286	36,006	1,061	50,583 29	115,974 34	708,359 33	102,483 84

MUTUAL BENEFIT SOCIETIES FOR 1941


Independent Mut. Ben. Fedtation.....	8,898 45	2,233 33	15,894 34	177 50	2,992 50	30,018 52	4,002 50
Italian Brotherhood Mut. Ben. Society.....	734 03	140 00	787 00	182 00		1,338 53	
Italian Ladies' Mut. Ben. Society of Hamilton.....	105 93	250 00		266 00	1,473 30	537 28	1,275 84
Italian Mut. Ben. Society of Port Arthur.....	882 35			102 00		2,621 63	1,275 84
Italian Mut. Ben. Society of Port Colborne and Humberstone.....	824 97			102 00	25 00	429 71	
Ivalo-Canadian Society.....	285 72	642 00	1,018 04	347 50	10 00	2,300 21	
Iwansker Mut. Ben. Society.....	732 02	30 35	144 00	325 48	343 68	1,621 93	500 00
Judean Beneficial and Friendly Society.....	1,322 94	478 11	1,448 50	422 28	572 18	4,241 01	1,500 00
Kielzter Sick Ben. Society.....	1,229 74	358 50	834 10	116 70	1,089 01	4,463 90	1,600 00
Knights of Malta, Canada, Ancient and Illustrious Order of.....	1,175 90	377 00	344 25		739 25	3,013 91	494 36
Knights of Pythias, Grand Lodge of Ontario.....	12,589 67	2,120 00	3,095 59	763 40	635 69	19,202 41	3,488 87
Labour League Mut. Ben. Society.....	6,819 24	377 00	2,112 00	478 30	337 33	13,036 46	500 00
Lagover Mut. Ben. Society.....	841 90			241 84		1,083 80	500 00
Leaside Mut. Aid Society.....	67 50		315 00		1,750 00	482 50	
Limitsz Sick Ben. Society.....	1,719 43	1,379 64	1,084 60	477 05	1,033 96	7,564 08	1,000 00
Loyal Orange Young Briton, Lodge No. 33.....	15 00		27 00			42 00	
Loyal Order of Moose of Ontario.....	43,220 29	2,900 00	16,362 00	1,100 00	699 15	64,281 44	5,095 20
Loyal True Blue Assen.....	1,956 99	700 00				2,656 99	
Martin Transport Mut. Ben. Society.....	220 18	400 00	805 18			1,425 36	
Massey-Harris Co., Verity Works, Sick and Funeral Ben. Assen.....	271 30	50 00	1,016 00	438 00	17 00	2,392 30	
Massey-Harris Co., Empl. Assen. (Brantford).....	249 62	750 00	2,069 75	838 05		3,907 42	500 00
Massey-Harris Co. (Toronto) Mut. Ben. Society.....	943 93	1,925 00	7,504 00			10,372 93	1,000 00
Mentor Mut. Ben. Society.....	168 59	1,250 00			1,477 44	1,415 59	
Mozier Sick Ben. Society.....	615 21	390 00	824 00	206 50	544 32	4,057 47	1,000 00
Mutual Ben. Society of Alumnae Assen., Victoria Hosp. School of Nursing.....	26 00		251 44			277 44	
Mutual Masonic Compact of St. Catharines.....	116 35	300 00				416 35	
MacLean Publishing Co. Ltd., Mech. Div., Mut. Ben. Assen.....	19 93	150 00	1,454 46	87 50	27 00	1,711 89	
National Cash Register Empl. Ben. Society.....	80 02	100 00	2,044 41			2,251 43	480 00
National Slovak Mut. Ben. Society.....	11,075 71	500 00	5,525 96		150 00	17,151 67	2,000 00
Order of Sons of Italy of Ontario Mut. Ben. Society.....	432 06	1,500 00				1,632 06	2,000 00
Ostrowetz Independent Mut. Ben. Society.....	759 63		140 00	47 30	608 47	1,355 40	1,000 00
Ottawa Hebrew Ben. Society.....	406 95		112 00	178 00	156 50	853 45	
Ozrower Mut. Ben. Society.....	677 98		72 00	74 25	10 00	1,089 23	100 00
Pilsudski Mut. Ben. Society.....	398 25	500 00	3,708 00		1,603 71	2,051 96	100 00
Polish Alliance Friendly Society of Canada.....	3,011 39	100 00	50 00	321 00		7,340 39	85 77
Polish National Union of Canada Mut. Ben. Society.....	7,164 00	100 00	985 00	134 45	1,249 62	9,633 07	3,690 00
Postal Benefit Assen. of Toronto.....	81 79	150 00				231 79	180 00
Pride of Israel Sick Ben. Society.....	3,763 53	875 00	3,477 00	978 93	5,170 32	15,771 28	1,000 00
Prov. Grand Lodge (Manchester Unity), Independent Order of Odd Fellows.....	6,830 84	4,024 18	15,651 14	3,404 15	2,986 06	38,991 17	13,547 01
Radomer Mut. Ben. Society.....	1,483 49	15 00	324 00	87 06	175 60	2,919 03	1,791 40
Rami Char Grotto Mut. Ben. Society.....	40 22	2,000 00				2,040 22	
Rovers, Wm., Manife. Co., Welfare Society.....	54 85	100 00	1,204 34			1,359 19	
St. Boniface Sick Ben. Society.....	127 10	60 00	931 35		68 30	1,118 45	
St. David's Mut. Ben. Society.....	110 30	375 00	432 64			1,065 74	
St. Joseph's Aid Society.....	110 67		175 50	79 50		286 17	
Sawyer-Massey Empl. Mut. Ben. Assen.....	94 00	100 00	630 00		75	824 75	
Shlinsky Manife. Co. Empl. Sick Ben. Assen.....	266 80		1,949 24	1,401 08	4 00	3,621 12	1,000 00
Societa Figli d'Italia di Mutuo Soccorso St. Antonio d'Ottawa.....	187 20	200 00	529 80	15 00	10 00	947 00	
Societa Italiana di Mutuo Soccorso Guglielmo Marconi.....	672 71	400 00	1,881 00	166 00	141 52	3,172 23	
Societa di Mutuo Soccorso Recalmutese, Hamilton.....	72 78	190 00	450 00	260 00		878 78	
Societa di Mutuo Soccorso Trimaeria, Toronto.....	226 85		310 00	15 00	31 74	528 59	
Sons and Daughters of Canadian Lithuanian Mut. Ben. Society.....	255 48	280 00	4,309 75		26 63	4,886 86	8,600 00
Sons of Abraham Mut. Ben. Society.....	1,550 95	800 00	150 00	5 00	2,923 89	6,642 16	5,000 00
Sons of Jacob Ben. Society.....	1,220 44	50 00	136 00	394 96	101 95	1,922 35	500 00
Sons of Israel Mut. Ben. Society.....	403 09		685 81		1,509 11	2,685 01	2,000 00
Star of Jacob Ben. Society.....	676 34	338 75	835 00	418 25	2,157 23	5,243 65	2,000 00
Star of Italy Mut. Aid and Benevolent Society.....	278 49	478 00	321 25	352 50	10 00	1,440 24	
Star Mut. Ben. Society.....	196 00		2,031 00			2,227 00	
Toronto Civic Empl. Mut. Ben. Society.....	424 30	900 00	430 00	181 50		1,935 80	1,000 00

SHORT NAME OF SOCIETY	EXPENDITURE																	
	EXPENSES OF MANAGEMENT		AMOUNT PAID FOR FUNERAL BENEFITS DURING 1941		AMOUNT PAID FOR SICK BENEFITS DURING 1941		AMOUNT PAID FOR HOSPITALIZATION DURING 1941		AMOUNT PAID FOR MEDICAL ATTENDANCE DURING 1941		AMOUNT PAID FOR SPECIAL RELIEF DURING 1941		ALL OTHER		TOTAL		PAID FOR INVESTMENTS	
	\$	c.	\$	c.	\$	c.	\$	c.	\$	c.	\$	c.	\$	c.	\$	c.	\$	c.
Toronto Hebrew Benevolent Society	852	30	340	00	1,192	00	360	50	699	53	275	53	1,196	25	4,916	11	500	00
Toronto Hydro-Electric System Empl. Mut. Ben. Society	325	42	2,800	00	3,020	00							104	80	6,250	22		
Toronto Independent Benevolent Assn.	1,575	85	514	85	801	00	135	75	566	71	283	20	376	84	4,254	20		
Toronto Musical Protective Assn.	15,904	45	700	00	537	00							5,480	90	22,622	35		
Transportation Club of Toronto	1,112	88	200	00									1,021	22	2,334	10	1,000	00
Ukrainian National Mut. Ben. Assn.	669	72	375	00	175	00			167	50			14	60	1,401	82	580	09
Ulga Mut. Ben. Society	116	22	100	00	888	00			7	00					1,111	22		
Union of Ukrainian Brotherhoods	126	21	1,125	00	1,397	00			385	00					3,053	21	1,000	00
Vitese Mut. Ben. Society	107	58	831	00											938	58		
Warsaw Lodzer Mut. Ben. Society	329	71	100	00	96	00	10	00	245	66					1,768	42	937	00
Watson Manife. Co. Mut. Ben. Society	70	96			820	05									907	01		
York Township Civic Mut. Ben. Society	15	00	75	00	440	00	98	00	599	31	135	92	100	00	190	00	100	00
Young Men's Hebrew Assn.	704	18	420	50									1,106	49	3,504	40	1,000	00
Zion Benevolent Society	1,015	99	716	50	356	50	127	75	337	88	50	00	402	42	3,007	04	200	00
TOTALS	208,705	90	78,333	81	228,094	64	17,053	84	52,678	26	3,926	60	66,929	83	655,722	88	155,237	82

NAME OF SOCIETY	WHEN ORGANIZED OR INCORPORATED	HEAD OFFICE	NAME OF PRESIDENT	NAME OF SECRETARY	ADDRESS
A. & P. (Toronto) Managers' Mutual Benefit Society	1929	Toronto	I. Robertson	Edward M. Owen	Toronto
A. & P. (Toronto) Mutual Benefit Society	1934	Toronto	James Dalby	G. Adams	Toronto
Anglo-Polish Mutual Benefit Society	1940	Oshawa	Joseph Halik	Anthony Bonczyk	Oshawa
Arnscoat Mutual Benefit Society	1940	Toronto	W. Chippindale	G. E. Williams	Toronto
Army & Navy Veterans' Society of Hamilton, His Majesty's	1889	Hamilton	Walter Fisher	A. W. Mills	Hamilton
Army & Navy Veterans' Society of Toronto, His Majesty's	1887	Toronto	Chas. J. Merritt	W. Wente	Toronto
Beaver Sack and Funeral Benefit Club	1917	Toronto	William Chisholm	Henry J. Pace	Toronto
Beizetchiner Bnai Yanokov Mutual Benefit Society	1937	Toronto	I. Goldman	B. Goods	Toronto
Bled Mutual Benefit Society	1940	Kirkland Lake	M. Spelhar	Frank Grechen	Kirkland Lake
Border Cities Italian Club Mutual Benefit Society	1933	Windsor	Angelo Zamparo	Achille Ferrario	Windsor
Brantford Coach and Body Limited Mutual Benefit Society	1920	Brantford	Geo. Reeve	F. G. Brydges	Brantford
Brantford Hungarian Mutual Benefit Society	1913	Brantford	Steve Toth	Frank Balazs	Brantford
Brantford Polish Mutual Benefit and Friendly Society	1942	Brantford	Matthew Wolak	John Soka	Brantford
Brown Brothers Limited Employees' Benefit Society	1898	Toronto	F. L. Doty	A. Cecil McMurray	Toronto
Brunner Mond Mutual Benefit Society	1918	Amherstburg	R. P. Jones	H. M. Stanchiff	Amherstburg
Canada Cycle and Motor Company Limited Employees' Mutual Benefit Society	1918	Weston	K. R. Andrews	Percy Knight	Weston
Canada Felt Workers' Mutual Benefit Society	1940	Toronto	Chas. Lewis	C. Bourne	Toronto
Canada Packers Mutual Benefit Association	1918	Toronto	Geo. Holt	Geo. Bartholomew	Toronto
Canadian Acme Sewing and Gear Employees' Mutual Benefit Society	1920	Toronto	Roy Saunders	Frank J. McGlashan	Toronto
Canadian Allis-Chalmers Limited Employees' Mutual Benefit Society	1897	Toronto	A. R. Munroe	E. Hunt	Toronto
Canadian General Electric Co., Ward St. Works Div., Employees' Sick Benefit Society	1920	Toronto	A. Partridge	Alfred Earle	Toronto
Canadian Heliwear Evolvent Society	1920	Toronto	M. Menulson	W. Sucks	Toronto
Canadian National Expressmen's Mutual Benefit Association	1890	Toronto	B. W. Bailey	W. T. Murphy	Toronto
Canadian Order of Reclabites	1917	Toronto	James Laidlaw	A. Carmichael	Toronto
Canadian Pacific Expressmen's Sick Benefit Association	1890	Toronto	H. A. Miller	I. Donaldson	Toronto
Confederation Plover Company Limited Employees' Relief Association	1899	Brantford	E. A. Joslin	Stan. Jones	Brantford
Conference Mutual Benefit Society	1948	Toronto	E. McMillan	J. A. Garratt	Toronto
Consumers' Gas Company's Employees' Mutual Benefit Society	1918	Toronto	Wm. Henry Morgan	Thos. Gordon	Toronto
Czenstochow Aid Society	1913	Toronto	A. Weinstock	S. H. Shroff	Toronto
Daughters of England Benevolent Society of Canada	1890	Burlington	Mrs. Beatrice V. Hills	Wm. E. Miller	Burlington
Dominion Forge and Stamping Company Limited Employees' Mutual Benefit Association	1920	Walkerville	L. Caza	E. A. Lacroix	Walkerville
Drexler Young Men's Mutual Benefit Society	1934	Toronto	Jos. Kutman	Max Birman	Toronto
Dunlop Tire and Rubber Goods Employees' Mutual Benefit Society	1913	Toronto	James B. Neville	I. S. Dawds	Toronto
Evening Telegram Employees' Benefit Society	1912	Toronto	Wm. Morrice	A. N. Donald	Toronto
Foresters, Ancient Order of Subsidized High Court of Dominion of Canada	1892	Toronto	F. G. Bell	J. Robertson	Toronto
Glabe Printing Company Employees' Benefit Society	1885	Toronto	Norman Wilkinson	Geo. Cashman	Toronto
Goodwill Mutual Benefit Society	1948	Toronto	C. C. H.	Geo. Goarley	Toronto
Grand Order of Israel Benefit Society	1908	Hamilton	Percy Wright	Suzette Alexander	Toronto
Greening B. W. Company Limited Employees' Benefit Society	1901	Hamilton	C. G. Foster	G. S. Bateman	Hamilton
Gutta Percha and Rubber Manufacturing Company Limited of Toronto Employees' Sick Benefit Society	1901	Toronto	Wm. Bassett	W. S. Gould	Toronto
Hamilton St. Stanislaus Mutual Benefit Society	1912	Hamilton	Stan. Dumala	N. Klaja	Hamilton
Hebrew Family Society	1907	Toronto	D. Greenberg	N. Stern	Toronto
Hebrew Sick Benefit Society	1910	Toronto	Eudore Goodman	Donald Douglas	Toronto
Hibernians, Ancient Order of	1888	Ottawa	R. J. Bonney	Wm. Ryder	Ottawa
Independent Mutual Benefit Society	1911	Toronto	Geo. Madley	A. H. Cowie	Toronto
Italian Brothers Mutual Benefit Society	1928	Toronto	Geo. Madley	Jos. Miller	Toronto
Italian Ladies' Mutual Benefit Society	1924	Toronto	A. Catena	Jos. Di Gregorio	Toronto
Italian Mutual Benefit Society of Hamilton	1937	Hamilton	Angelina Zamprogna	Margherita Farranto	Hamilton
Italian Mutual Benefit Society of Port Arthur	1929	Port Arthur	E. Polino	V. Scazzello	Port Arthur
Italian Mutual Benefit Society of Port Colborne and Humberstone	1935	Port Colborne	E. Bertulli	Dominic Anayno	Port Colborne

NAME OF SOCIETY	WHEN ORGANIZED OR INCORPORATED	HEAD OFFICE	NAME OF PRESIDENT	NAME OF SECRETARY	ADDRESS
Italo-Canadian Benevolent Society	1919	Toronto	G. Altia	N. Costarella	Toronto
Ivansker Mutual Benefit Society	1931	Toronto	Sam. Cooper	A. Wilner	Toronto
Judean Benevolent and Friendly Society	1919	Toronto	A. Silverman	H. J. Halderstadt	Toronto
Keilizer Sick Benefit Society	1913	Toronto	H. Charendoff	N. Vasy	Toronto
Knights of Malta, Ancient and Illustrious Order of	1910	Toronto	Harry Pratt	John P. Pugh	Toronto
Knights of Pythias, Grand Lodge of Ontario	1872	Toronto	F. T. Snellin	Alex. Coulter	Toronto
Labour League Mutual Benefit Society	1927	Toronto	J. Strasuner	S. Shek	Toronto
Lagover Mutual Sick Benefit Society	1932	Toronto	S. Persako	P. Greenbaum	Toronto
Leaside Mutual Aid Society	1923	Toronto	W. Gray	E. Flowers	Toronto
Limiter Sick Benefit Society	1913	Toronto	M. Resnick	L. Natolin	Toronto
Loyal Orange Young Briton, Lodge No. 33	1873	Ottawa	J. G. Rogers	S. Crooks	Ottawa
Loyal True Blue Association	1917	Toronto	W. H. Johnston	Norman G. Heyd	Toronto
MacLean Publishing Company Limited, Mechanical Division, Mutual Benefit Association	1878	Toronto	J. A. Stewart	Melnie Simpson	Guelph
Martin Transport Mutual Benefit Society	1923	Toronto	F. Brocklebank	Frank Anstin	Toronto
Massey-Harris Company, Verity Works, Sick and Funeral Mutual Benefit Association	1938	Brantford	E. P. Lee	D. Paterson	Toronto
Massey-Harris Company Limited (Brantford) Employees' Benefit Association	1899	Brantford	Malcolm R. Angus	Fred A. Box	Brantford
Massey-Harris Company Limited (Toronto) Employees' Mutual Benefit Society	1883	Brantford	Cyril Marvin	E. Uptgrove	Brantford
Mentor Mutual Benefit Society	1940	Toronto	T. Martin	John Wood	Toronto
Mozier Sick Benefit Society	1905	Toronto	H. Douglas	J. A. Garratt	Toronto
Mutual Benefit Society of Alumnae Association, Victoria Hospital School of Nursing	1932	London	A. Laysky	J. Goravay	London
Mutual Masonic Compact of St. Catharines and Niagara District	1871	St. Catharines	Glady's Erskine	Ethel Stephens	St. Catharines
National Cash Register Employees' Mutual Benefit Society	1907	Toronto	A. J. Whitelock	A. E. Coombs	Toronto
National Slovak Mutual Benefit Society	1933	Timmins	Stefan Zold	E. J. Brister	Timmins
National Young Men's Christian Association	1929	Toronto	C. J. Stilson	Wm. Brooks	Toronto
Odd Fellows, Independent Order of, Grand Lodge of Ontario	1926	Toronto	C. C. Fera	Juliet Galasso	Toronto
Order of Sons of Italy of Ontario Mutual Benefit Society	1925	Toronto	D. Zaretsky	Nathan Spiesman	Toronto
Ostrowetz Independent Mutual Benefit Society	1912	Ottawa	C. David	Harry Shinder	Ottawa
Ottawa Hebrew Benefit Society	1937	Toronto	H. Hoffman	M. Rapaport	Toronto
Ozrover Mutual Benefit Society	1940	Fort William	M. Woodiwak	Dominic Kiryczek	Fort William
Pilsnaski Polish Mutual Benefit Society	1907	Toronto	L. Szaptycki	V. Wojcik	Toronto
Polish Alliance, Friendly Society of Canada	1930	Toronto	A. Gramat	Z. Jablonski	Toronto
Polish National Union of Canada Mutual Benefit Society	1907	Toronto	G. A. Beaton	V. L. Woolner	Toronto
Prestal Benefit Association of Toronto	1905	Toronto	Harry Lepofsky	Irving S. Coulton	Toronto
Pride of Israel Sick Benefit Society	1887	Toronto	K. E. Jones	Ernest Hewitt	Toronto
Provincial Grand Lodge (Manchester Unity), Independent Order of Odd Fellows	1935	Toronto	J. Schacher	A. Glass	Toronto
Radomer Mutual Benefit Society	1934	Niagara Falls	John E. Carter	Chas. M. Carrie	Niagara Falls
Rami Ghar Grotto Mutual Benefit Society	1919	Kitchener	E. Metcalfe	Miss M. Thompson	Kitchener
Rogers, Wm. Manufacturing Company Welfare Society	1892	Toronto	Geo. H. Laeknebauer	Alex. J. Wey	Toronto
St. Boniface Sick Benefit Society	1911	Formosa	S. George Davies	Joseph B. Whiteley	Formosa
St. David's Mutual Benefit Society	1887	Hamilton	Ino. A. Kieffer	Walter G. Heisz	Hamilton
St. Joseph's Aid Society of Formosa	1911	Brantford	Arthur Owen	Thos. Holt	Brantford
Sawyer-Massey Company Limited Employees' Mutual Benefit Society	1920	Ottawa	Reginald Truckle	Chas. N. Sandison	Ottawa
Shingyb Manufacturing Company Limited Employees' Sick Benefit Society	1907	Sault Ste. Marie	Oscar Bianchi	L. Scarcella	Sault Ste. Marie
Societa Italiana di Mutuo Soccorso Guglielmo Marconi	1917	Hamilton	Fred Barsanti	P. Zanitti	Hamilton
Societa di Mutuo Soccorso Recalmutese, Hamilton	1918	Toronto	Nicolo Bersellino	A. Unelli	Toronto
Societa di Mutuo Soccorso la Trinacria, di Toronto	1914	Toronto	Dominico Amodeo	G. Amodeo	Toronto
Sons of Abraham Mutual Benefit Society	1935	Toronto	Albert Schwab	Harry Waisglass	Toronto
Sons and Daughters of Canadian Lithuanian Mutual Benefit Society	1912	Toronto	J. Keveza	F. Bersky	Toronto
Sons and Daughters of Ireland Protestant Association	1890	Toronto	R. S. Weston	A. D. Bruce	Toronto
Sons of David Mutual Benefit Society	1933	Toronto	Sam Dubinsky	M. Burgess	Toronto

1918	Sons of Jacob Benevolent Society.....	Toronto.....	M. Zimmerman.....	Roy Shapiro.....	Toronto
1908	Sons of Italy Mutual Aid and Benevolent Society.....	Niagara Falls.....	Frank Rovert.....	Thos. Senese.....	Niagara Falls
1926	Star Mutual Benefit Society.....	Toronto.....	Geo. D. Wallace.....	C. W. Edson.....	Toronto
1890	Toronto Civic Employees' Benevolent Association.....	Toronto.....	Robt. Tipping.....	Wm. J. Cox.....	Toronto
1899	Toronto Hebrew Benevolent Society.....	Toronto.....	M. Prousky.....	M. Fromstein.....	Toronto
1914	Toronto Hydro-Electric System Employees' Mutual Benefit Society.....	Toronto.....	A. E. Matthewson.....	A. J. Lambert.....	Toronto
1909	Toronto Independent Benevolent Association.....	Toronto.....	Saml. Lent.....	Benj. Marcus.....	Toronto
1894	Toronto Musical Proletarian Association.....	Toronto.....	Walker M. Mardoch.....	Arthur Dowell.....	Toronto
1913	Transportation Club of Toronto.....	Toronto.....	W. J. Robinson.....	Wm. G. Hamilton.....	Toronto
1933	Ukrainian National Mutual Benefit Association of Fort William.....	Fort William.....	John Sorochuk.....	Alex. Hrycyk.....	Fort William
1924	Uliga Mutual Benefit Society.....	Toronto.....	John Paneczuk.....	Stanley Matusz.....	Toronto
1911	Union of Ukrainian Brothers.....	Toronto.....	John Moroz.....	John Bartosh.....	Toronto
1935	Vitiese Mutual Benefit Society.....	Toronto.....	G. Simone.....	Salvatore Ponzio.....	Toronto
1929	Warsaw Lodzer Mutual Benefit Association.....	Toronto.....	S. Shanoff.....	J. Goldbach.....	Toronto
1941	Watson Manufacturing Company Mutual Benefit Society.....	Brantford.....	P. Atchinson.....	E. R. Charlton.....	Brantford
1936	York Township Civic Mutual Benefit Society.....	Toronto.....	W. Whittaker.....	C. Garland.....	Toronto
1908	Young Men's Hebrew Association.....	Toronto.....	L. L. Fentell.....	H. Bueknek.....	Toronto
1910	Zion Benevolent Society.....	Toronto.....	M. Ross.....	P. J. Isaacson.....	Toronto



(F)
COMPANIES NOT WITHIN
(A) (B) (C) (D) and (E)

(F)

THE CANADIAN MERCANTILE INSURANCE COMPANY*

HEAD OFFICE, ST. HYACINTHE, QUE.

Officers.—President and General Manager, T. A. St-Germain; Vice-Presidents, Irenee Auclair, J. E. Phaneuf, K.C.; Secretary, E. Desgroseilliers; Treasurer, T. A. St-Germain; Ass't General Manager, L. C. Vallee.

Directors.—Irenee Auclair, Chambly; T. A. St-Germain, Robert St-Germain, St. Hyacinthe; Hon. E. L. Patenaude, Rene Morin, N.P., J. E. Phaneuf, K.C., Narcisse Ducharme, Rosario Messier, Dr. Leon Gauthier, Montreal; Hon. Jacob Nicol, Sherbrooke.

Chief or General Agent in Ontario.—Carson P. Eddy, 706 Excelsior Life Bldg., Toronto.

Date of Incorporation.—April, 1937. *Date commenced business in Canada.*—October, 1937.

Capital stock paid in cash.....	\$ 250,000	PREMIUMS WRITTEN—CLAIMS INCURRED	
Total assets.....	1,780,143	Premiums—Ontario (net).....	\$ 62,985
Total liabilities.....	493,490	Premiums—Total business (net).....	601,192
Surplus protection of policyholders.....	1,286,653	Claims—Ontario (net).....	22,071
		Claims—Total business (net).....	287,460

COMMERCE MUTUAL FIRE INSURANCE COMPANY*

HEAD OFFICE, ST. HYACINTHE, QUE.

Officers.—President, Hon. Alfred Leduc; Vice-Presidents, Irenee Auclair, J. E. Phaneuf, K.C.; Secretary, T. A. St-Germain; General Manager, T. A. St-Germain; Ass't General Manager, L. C. Vallee; Treasurer, T. A. St-Germain.

Directors.—J. E. Phaneuf, K.C., Hon. Jacob Nicol, Hon. Alfred Leduc, Rene Morin, N.P., Irenee Auclair, T. A. St-Germain, Hon. E. L. Patenaude, Lucien St-Germain, Robert St-Germain.

Date of Incorporation.—April 14, 1927. *Date commenced business in Canada.*—August 30, 1928.

Capital stock paid in cash.....	\$ 212,040	PREMIUMS WRITTEN—CLAIMS INCURRED	
Total assets.....	2,622,793	Premiums—Ontario (net).....	\$ 152,309
Total liabilities.....	576,450	Premiums—Total business (net).....	670,999
Surplus protection of policyholders.....	2,046,344	Claims—Ontario (net).....	50,631
		Claims—Total business (net).....	301,983

EQUITABLE FIRE INSURANCE COMPANY (STOCK MUTUAL)

HEAD OFFICE, 266 ST. JAMES ST. W., MONTREAL, QUE.

Incorporated.—June 3, 1901. *Date commenced business.*—June 3, 1901.

Officers.—President, Dr. Geo. E. Mignault; Vice-President, Joseph Desautels; Secretary, Armand Gauthier; Treasurer, D. M. Charbonneau.

Directors.—Dr. Geo. E. Mignault, Joseph Desautels, Dr. R. C. Laurier, Armand Gauthier, D. M. Charbonneau.

Auditor.—Ladislas Joubert, C.P.A., Montreal.

Statement for the Year Ended December 31, 1941

Capital Stock

	AMOUNT SUBSCRIBED FOR	AMOUNT PAID IN CASH
Amount of capital stock authorized, \$200,000.		
No. of shares, 2,000. Par value, \$100.		
Capital stock at beginning of year.....	\$200,000 00	\$ 58,500 00
Payments on capital received during year.....		16,000 00
Capital stock at end of year.....	\$200,000 00	\$ 74,500 00

Balance Sheet—Assets

Book value of real estate held for sale.....	\$	7,500 00
Mortgage loans on real estate—first liens.....		30,300 00
Book value of bonds, debentures and debenture stocks:		
Not in default.....	\$954,159 31	
In default.....	4,006 37	
		958,165 68
Cash on hand and in banks.....		272,745 95
Interest accrued.....		10,380 17
Agents' balances and premiums uncollected:		
Written on or after October 1, 1941.....		51,922 51
Amount due from reinsurance on losses already paid.....		273,661 97
Assessments earned at December 31, 1941.....		217,784 13
Unearned reinsurance premiums paid in advance on mutual business.....		95,660 19
TOTAL ADMITTED ASSETS.....		\$1,918,120 60

*See note on page 1.

Balance Sheet—Liabilities

	IN CANADA	TOTAL LIABILITIES
Total provision for unpaid claims.....	\$ 20,145 70	\$ 20,145 70
Adjustment expenses of said claims.....	587 73	587 73
Total net reserve, \$194,670.47; carried out at 80% thereof.....	<u>155,736 37</u>	155,736 37
Taxes due and accrued.....		15,000 00
Reinsurance premiums.....		277,067 14
Disputed claim for income taxes.....		<u>84,019 40</u>
TOTAL LIABILITIES (excluding capital stock).....		\$ 552,556 34
Capital stock paid in cash.....	\$ 74,500 00	
Surplus in profit and loss account.....	<u>1,291,064 26</u>	
Excess of assets over liabilities (surplus for protection of policyholders).....		<u>1,365,564 26</u>
TOTAL LIABILITIES.....		<u>\$1,918,120 60</u>

Profit and Loss Account

	IN CANADA AND ALL BUSINESS
Net premiums written.....	\$ 324,453 72
Reserve of unearned premiums (80%):	
At beginning of year.....	\$131,178 89
At end of year.....	<u>155,736 37</u>
Increase.....	24,557 48
Net premiums earned.....	<u>\$ 299,896 24</u>
Net claims incurred.....	\$201,800 69
Net adjustment expenses incurred.....	11,575 10
Commissions.....	16,074 02
Taxes.....	31,986 00
Salaries, fees and travelling expenses.....	17,953 11
All other expenses.....	<u>17,947 08</u>
Total claims and expenses.....	<u>297,336 00</u>
Underwriting profit.....	\$ 2,560 24
Other revenue:	
Interest earned—cash and accruals.....	\$ 41,391 36
Profit on sale of securities and real estate.....	<u>241 42</u>
	41,632 78
	<u>\$ 44,193 02</u>
Other expenditure—loss on real estate revenue.....	<u>126 95</u>
NET PROFIT FOR THE YEAR.....	<u>\$ 44,066 07</u>

Surplus for Protection of Policyholders

Surplus of assets over liabilities (excluding capital stock from liabilities) at beginning of year.....	\$1,409,517 59
Increase in paid-in capital stock.....	\$ 16,000 00
Net profit for the year brought down.....	<u>44,066 07</u>
	60,066 07
	<u>\$1,469,583 66</u>
Dividends declared to shareholders.....	20,000 00
	<u>\$1,449,583 66</u>
Deduct disputed claim for income taxes.....	<u>84,019 40</u>
SURPLUS OF ASSETS OVER LIABILITIES (excluding capital stock from liabilities) AT END OF YEAR.....	<u>\$1,365,564 26</u>

Summary of Risks—Fire

	IN ONTARIO	IN QUEBEC	ALL BUSINESS
Gross in force, December 31, 1940.....	\$10,823,511 59	\$85,747,008 32	\$96,570,519 91
Taken in 1941, new and renewed.....	<u>12,678,108 14</u>	<u>32,304,166 17</u>	<u>44,982,274 31</u>
Totals.....	\$23,501,619 73	\$118,051,174 49	\$141,552,794 22
Ceased in 1941, including renewed.....	7,105,905 87	30,503,308 47	37,609,214 34
Gross in force, December 31, 1941.....	\$16,395,713 86	\$87,547,866 02	\$103,943,579 88
Reinsurance in force, December 31, 1941.....	<u>8,561,139 64</u>	<u>46,848,724 86</u>	<u>55,409,864 50</u>
NET IN FORCE, DECEMBER 31, 1941.....	<u>\$ 7,834,574 22</u>	<u>\$40,699,141 16</u>	<u>\$48,533,715 38</u>

Exhibit of Premiums in Force in Canada

CLASS OF INSURANCE	GROSS IN FORCE AT END OF 1940		TAKEN IN 1941, NEW AND RENEWED		CEASED IN 1941, INCLUDING RENEWED		GROSS IN FORCE AT END OF 1941		REINSURANCE		NET IN FORCE AT END OF 1941	
	\$	c.	\$	c.	\$	c.	\$	c.	\$	c.	\$	c.
Fire (Cash System).....	448,519	81	326,820	23	244,223	83	531,116	21	171,681	59	359,434	62
Fire (Mutual System)....	408,109	32	435,568	26	408,109	32	435,568	26	273,316	25	162,252	01
TOTALS.....	856,629	13	762,388	49	652,333	15	966,684	47	444,997	84	521,686	63

MISSISQUOI AND ROUVILLE MUTUAL FIRE INSURANCE COMPANY

HEAD OFFICE, FRELIGHSBURG, QUE.

Incorporated.—March 17, 1835. *Date commenced business.*—1835.*Officers.*—President, Hon. Jacob Nicol; Vice-President, E. E. Philbrick; Secretary-Treasurer, E. H. Spencer; Manager, H. Hopkins.*Directors.*—E. E. Philbrick, H. A. Stevenson, Hon. J. Nicol, Geo. W. Holmes, C. C. Dyer, E. M. Shepard, H. C. Hayes, H. F. Vilas, H. C. Beatty, W. A. Smith.*Auditors.*—Molson & Cushing, C.A.

Statement for the Year Ended December 31, 1941

Capital Stock

	AMOUNT SUBSCRIBED FOR	AMOUNT PAID IN CASH
Amount of capital stock authorized, \$200,000.		
No. of shares, 2,000. Par value, \$100.		
Capital stock at beginning of year.....	\$200,000 00	\$ 44,000 00
Capital stock at end of year.....	\$200,000 00	\$ 44,000 00

Balance Sheet—Assets

Book value of real estate—office premises.....		\$ 8,378 06
Mortgage loans on real estate—first liens.....		6,865 00
Amortized book value of bonds, debentures and debenture stocks:		
Not in default.....	\$700,366 84	
In default (at authorized values).....	35,356 00	
		735,722 84
Book value of stocks.....		269 20
Cash on hand and in banks.....		65,324 62
Interest accrued.....		6,197 93
Agents' balances and premiums uncollected:		
Written on or after October 1, 1941.....		25,885 04
Amount due from reinsurance on losses already paid.....		1,400 98
Unpaid assessments less commission.....		2,689 84
Due by reinsuring companies.....		5,545 20
TOTAL ADMITTED ASSETS.....		\$858,278 71

Balance Sheet—Liabilities

	IN CANADA	TOTAL LIABILITIES
Total provision for unpaid claims.....	\$ 4,215 83	\$ 4,215 83
Adjustment expenses of said claims.....		136 74
Total net reserve, \$114,673.43; carried out at 80% thereof.....	91,738 74	91,738 74
Expenses due and accrued.....		2,217 04
Taxes due and accrued.....		4,755 69
Reinsurance premiums.....		4,104 83
Investment reserve—real estate.....		3,687 50
Contingency reserves.....		8,888 00
TOTAL LIABILITIES (excluding capital stock).....		\$119,744 37
Capital stock paid in cash.....	\$ 44,000 00	
Reserve fund.....	647,005 25	
Surplus in profit and loss account.....	47,529 09	
Excess of assets over liabilities (surplus for protection of policyholders).....		738,534 34
TOTAL LIABILITIES.....		\$858,278 71

Profit and Loss Account

IN CANADA AND
ALL BUSINESS

Net premiums written.....		\$152,416 01
Reserve of unearned premiums (80 %):		
At beginning of year.....	\$ 78,351 05	
At end of year.....	91,738 74	
Increase.....		13,387 69
Net premiums earned.....		\$139,028 32
Net claims incurred.....	\$ 66,882 22	
Net adjustment expenses incurred.....	1,643 92	
Commissions.....	26,567 17	
Taxes.....	5,599 98	
Salaries, fees and travelling expenses.....	18,830 64	
Management fee.....	5,985 17	
Total claims and expenses.....		125,509 10
Underwriting profit.....		\$ 13,519 22
Other revenue:		
Interest earned—cash and accruals.....	\$ 31,155 92	
Net rents earned.....	197 52	
Profit on sale of securities.....	1,168 05	
		32,521 49
		\$ 46,040 71
Other expenditure:		
Income and excess profits taxes.....	\$ 700 00	
Bad debts written off.....	143 57	
		843 57
NET PROFIT FOR THE YEAR.....		\$ 45,197 14

Surplus for Protection of Policyholders

Surplus of assets over liabilities (excluding capital stock from liabilities) at beginning of year.....		\$699,244 54
Net profit for the year brought down.....		45,197 14
		\$744,441 68
Adjustment for 1940 taxes.....	\$ 319 81	
Dividends declared to shareholders.....	4,400 00	
		4,719 81
		\$739,721 87
Deduct increase in unadmitted ledger assets.....		1,187 53
SURPLUS OF ASSETS OVER LIABILITIES (excluding capital stock from liabilities) AT END OF YEAR.....		\$738,534 34

Summary of Risks—Fire

	CASH SYSTEM		MUTUAL SYSTEM ELSEWHERE	ALL BUSINESS
	IN ONTARIO	ELSEWHERE		
Gross in force, December 31, 1940.....	\$ 333,952 50	\$11,968,601 16	\$12,076,596 55	\$24,379,150 21
Taken in 1941, new and renewed.....	1,754,685 63	3,501,383 40	9,376,793 14	14,632,862 17
Totals.....	\$ 2,088,638 13	\$15,469,984 56	\$21,453,389 69	\$39,012,012 38
Ceased in 1941, including renewed.....	485,039 04	2,821,429 76	8,201,951 72	11,508,420 52
Gross in force, December 31, 1941.....	\$ 1,603,599 09	\$12,648,554 80	\$13,251,437 97	\$27,503,591 86
Reinsurance in force, December 31, 1941.....	402,237 96	1,931,158 40	2,099,398 85	4,432,795 21
NET IN FORCE, DECEMBER 31, 1941.....	\$ 1,201,361 13	\$10,717,396 40	\$11,152,039 12	\$23,070,796 65

Exhibit of Premiums in Force in Canada

CLASS OF INSURANCE	GROSS IN FORCE AT END OF 1940		TAKEN IN 1941, NEW AND RENEWED		CEASED IN 1941, INCLUDING RENEWED		GROSS IN FORCE AT END OF 1941		REINSUR- ANCE	NET IN FORCE AT END OF 1941		
	\$	c.	\$	c.	\$	c.	\$	c.		\$	c.	
Fire (Cash System).....	165,189	29	138,038	05	105,078	80	198,148	54	30,696	15	167,452	39
Fire (Mutual System).....	61,362	85	63,790	52	65,410	76	59,742	61	9,650	69	50,091	92
TOTALS.....	226,552	14	201,828	57	170,489	56	257,891	15	40,346	84	217,544	31

MUTUAL LIFE ASSURANCE COMPANY OF CANADA*

HEAD OFFICE, WATERLOO, ONT.

Officers.—President, R. O. McCulloch, Galt; Vice-President, L. L. Lang, Kitchener; General Manager, W. H. Somerville, A.I.A., A.A.S., Waterloo; Ass't General Manager, A. E. Pequegnat, A.I.A., F.A.S., Kitchener; Actuary, J. M. Laing, A.I.A., F.A.S., Waterloo; Secretary, H. M. Cook, A.I.A., F.A.S., Kitchener; Treasurer, H. L. Guy, F.A.S., Waterloo.

Directors.—R. O. McCulloch, Galt; L. L. Lang, Kitchener; Maj.-Gen. Hon. S. C. Mewburn, K.C., C.M.G., W. B. Powell, Hamilton; J. Fred Fraser, Halifax; G. Blair Gordon, J. E. Perrault, K.C., C. F. Sise, Montreal; J. Y. Murdoch, K.C., Glyn Osler, K.C., W. G. Watson, Toronto; W. G. Murrin, Vancouver; Isaac Pitblado, K.C., LL.D., Winnipeg; W. H. Somerville, A.I.A., A.A.S., Waterloo.

Date of Incorporation.—1869. *Date commenced business in Canada.*—1870.

PREMIUMS AND DISBURSEMENTS

Life:

Total assets.....	\$207,353,502
Ontario business in force (gross).....	311,771,505
Total business in force (gross).....	609,361,191

Life:

Premiums—Ontario (net).....	\$ 9,100,960
Premiums—Total business (net).....	18,200,955
Total disbursements to policyholders (net)—In Ontario.....	6,681,731
Total business.....	13,732,596

PREMIUMS WRITTEN—CLAIMS INCURRED

Other than Life:

Total assets.....	108,973
Total liabilities.....	2,208
Surplus protection of policyholders.....	106,765

Other than Life:

Premiums—Ontario (net).....	18,706
Premiums—Total business (net).....	22,630
Claims—Ontario (net).....	9,501
Claims—Total business (net).....	11,389

NORTH AMERICAN LIFE ASSURANCE COMPANY*

HEAD OFFICE, TORONTO, ONT.

Officers.—President and General Manager, D. E. Kilgour, M.A., A.I.A., F.A.S.; Vice-Presidents, C. L. Burton, A. J. Mitchell; Secretary, W. G. Gallow; Treasurer, M. A. Bradshaw, C.A.; Actuary, A. F. Hall, A.I.A., F.A.S.; Chairman of Board, D. E. Kilgour.

Directors.—C. L. Burton, F. S. Corrigan, Hon. G. S. Henry, LL.D., M.P.P., A. J. Mitchell, D. E. Kilgour, A. G. Partridge, H. Jasper Humphrey, W. B. Woods, N. S. Robertson, Toronto; G. H. A. Montgomery, K.C., Montreal; W. E. Buckingham, K.C., Guelph; Christopher Spencer, Vancouver.

Date of Incorporation.—May 15, 1879. *Date commenced business in Canada.*—Jan. 10, 1881.

PREMIUMS AND DISBURSEMENTS

Total assets.....	\$71,747,744
Ontario business in force (gross).....	93,066,077
Total business in force (gross).....	238,272,274

Premiums—Ontario (net).....	\$2,932,239
Premiums—Total business (net).....	7,834,579
Total disbursements to policyholders (net)—In Ontario.....	1,884,008
Total business.....	5,347,634

NORWICH UNION LIFE INSURANCE SOCIETY*

HEAD OFFICE, NORWICH, ENG.

Principal Office in Canada, Toronto, Ont.

Manager or Chief Executive Officer in Canada.—C. L. Drewry, Toronto.

Chief or General Agent in Ontario.—C. L. Drewry, 12 Wellington St. E., Toronto.

Date of Organization.—1808. *Date commenced business in Canada.*—October 1, 1899.

PREMIUMS AND DISBURSEMENTS

Assets in Canada.....	\$108,947
Ontario business in force (gross).....	8,208
Canadian business in force (gross).....	8,208

Premiums—Ontario (net).....	\$395
Premiums—Canada (net).....	395
Total disbursements to policyholders (net)—In Ontario.....	Nil
In Canada.....	Nil

THE STANSTEAD AND SHERBROOKE INSURANCE COMPANY*

HEAD OFFICE, SHERBROOKE, QUE.

Officers.—President, Hon. Jacob Nicol; Vice-President, Hon. Chas. B. Howard; Secretary, P. Juneau; Treasurer and Ass't Secretary, H. J. Kennedy; Manager, C. H. Remick.

Directors.—Hon. Chas. B. Howard, B. C. Howard, Hon. Jacob Nicol, F. J. Southwood, Sherbrooke; Amedee Caron, Rimouski; A. E. Curtis, Stanstead; Walter G. Hunt, Montreal; N. R. Mitchell, Granby; T. A. St-Germain, St. Hyacinthe.

Date of Incorporation.—Aug. 7, 1940. *Date commenced business in Canada.*—Jan. 1, 1941.

PREMIUMS WRITTEN—CLAIMS INCURRED

Capital stock paid in cash.....	\$ 250,000
Total assets.....	1,570,621
Total liabilities.....	464,738
Surplus protection of policyholders.....	1,105,884


Premiums—Ontario (net).....	\$121,808
Premiums—Total business (net).....	425,317
Claims—Ontario (net).....	54,793
Claims—Total business (net).....	195,758

*See note on page 1.



(G)

**RECIPROCAL OR INTER-INSURANCE
EXCHANGES**



(G)

AFFILIATED UNDERWRITERS*

PRINCIPAL OFFICE, 4 PARK AVE., NEW YORK, N.Y.

Attorney-in-Fact.—Ernest W. Brown, Inc.

Ontario Representative.—V. W. Gerrish, Canadian Bank of Commerce Bldg., Toronto.

Date of Organization.—1922. *Date of initial Ontario license.*—June, 1926.

Total assets..... \$1,328,050 Total liabilities..... \$ 730,592

Summary of Operations for the Year

	ONTARIO	ALL BUSINESS
Net premium deposits written.....	\$ 15,959	\$ 656,943
Claims incurred.....	16,999	363,162
Saved for subscribers.....	2,026	33,876
Savings returned.....	5,905	94,998

AMERICAN EXCHANGE UNDERWRITERS*

PRINCIPAL OFFICE, 4 PARK AVE., NEW YORK, N.Y.

Attorney-in-Fact.—Ernest W. Brown, Inc.

Ontario Representative.—V. W. Gerrish, Canadian Bank of Commerce Bldg., Toronto.

Date of Organization.—1892. *Date of initial Ontario license.*—January 1, 1923.

Total assets..... \$1,241,322 Total liabilities..... \$ 326,753

Summary of Operations for the Year

	ONTARIO	ALL BUSINESS
Net premium deposits written.....	\$ 11,329	\$ 207,877
Claims incurred.....	1,225	20,686
Saved for subscribers.....	3,107	87,575
Savings returned.....	2,939	75,674

CANADIAN RECIPROCAL UNDERWRITERS

HEAD OFFICE, TORONTO, ONT.

Attorney-in-Fact.—Reciprocal Managers, Limited.

Advisory Committee.—Leo G. Ryan, F. Cleveland Morgan, Montreal; Sir J. George Garneau, Quebec; S. S. Holden, Ottawa; T. Frank Matthews, Toronto; E. W. Martin, Winnipeg; W. H. Malkin, C. Spencer, W. P. Riley, Vancouver.

Chief Agent in Canada and Ontario Representative.—V. W. Gerrish, Toronto.

Date Organized.—January 1, 1934. *Date of initial Ontario license.*—January 1, 1934.

Auditors.—Clarkson, Gordon, Dilworth & Nash, Toronto.

Statement for the Year Ended December 31, 1941

Assets

Ledger Assets

Book value of bonds and debentures.....	\$173,198 52
Cash in banks.....	23,581 21
Premium deposits in course of collection: Written on or after October 1, 1941.....	2,869 78
TOTAL LEDGER ASSETS.....	\$199,649 51
Total non-ledger assets (interest accrued).....	1,168 51
TOTAL ADMITTED ASSETS.....	\$200,818 02

Liabilities

Net provision for unpaid losses.....	\$ 226 00
Reserve for unearned premium deposits.....	21,881 74
Administrative expenses due and accrued.....	757 52
Taxes due and accrued.....	922 92
Prepaid premiums.....	330 55
Surplus of admitted assets over liabilities.....	176,699 29
TOTAL.....	\$200,818 02

Income and Expenditure

	ALL BUSINESS
Gross premium deposits written.....	\$ 44,385 16
Deduct return premium deposits.....	6,137 49
Net premium deposits written.....	\$ 38,247 67

*See note on page 1.

Reserve of unearned premium deposits:		
At beginning of year.....	\$ 18,632 96	
At end of year.....	21,881 74	
Increase.....		3,248 78
Net premium deposits earned.....		\$ 34,998 89
Net losses incurred.....	\$ 12,506 52	
Administration expenses:		
Taxes, licenses and fees.....	1,416 56	
Administration expenses.....	5,105 15	
Bond custodian fees.....	85 34	
Reinsurance expense.....	2,215 42	
		21,328 99
NET UNDERWRITING PROFIT.....		\$ 13,669 90

Subscribers' Surplus

Amount held to credit of subscribers, January 1, 1941.....		\$150,076 27
Add:		
Net underwriting profit.....	\$ 13,669 90	
Interest earned.....	5,378 34	
Gross profit on sale of securities.....	1,023 80	
	\$ 20,072 04	
Reserves received, 1941.....	77 94	
Transferred from contingency fund.....	404 00	
Transferred from exigency fund.....	400 00	
		20,953 98
Deduct:		\$171,030 25
Securities written down.....	\$ 1,427 80	
Staff bonuses.....	400 00	
	\$ 1,827 80	
Transferred to contingency fund.....	2,496 80	
Interest transferred to contingency fund.....	423 50	
Transferred to exigency fund.....	699 97	
Reserves returned to subscribers.....	3,148 28	
Savings paid to subscribers.....	5,152 86	
		13,749 21
AMOUNT HELD TO CREDIT OF SUBSCRIBERS, DECEMBER 31, 1941.....		\$157,281 04

Summary of Subscribers' Surplus

Amount held to credit of subscribers' surplus.....	\$157,281 04
Add: Special reserve accounts (contingency and exigency reserves).....	16,344 66
Excess of amortized over book value of bonds.....	3,395 27
Total.....	\$177,020 97
Deduct assets not admitted.....	321 68
SURPLUS OF ADMITTED ASSETS OVER LIABILITIES.....	\$176,699 29

Risks and Premium Deposits

	IN THE PROVINCE		ALL BUSINESS	
	RISKS	GROSS PREMIUM DEPOSITS	RISKS	GROSS PREMIUM DEPOSITS
Gross in force, December 31, 1940.....	\$ 5,338,000	\$12,351 08	\$21,776,000	\$48,899 46
Written and renewed, 1941.....	7,281,000	16,195 95	22,638,000	44,385 16
Totals.....	\$12,619,000	\$28,547 03	\$44,414,000	\$93,284 62
Deduct expired or cancelled.....	6,639,000	12,802 78	21,620,000	39,464 59
GROSS IN FORCE, DEC. 31, 1941.....	\$ 5,980,000	\$15,744 25	\$22,794,000	\$53,820 03

Miscellaneous

The subscriber's liability is limited to two and a half times annual premium on any single risk—maximum liability not to exceed in the aggregate ten times one annual premium, irrespective of the number of single risks involved.

Largest net aggregate amount insured in any one hazard is \$12,500.

Losses

	IN PROVINCE	ALL BUSINESS
Net losses paid.....	\$ 1,903 63	\$ 12,340 52
Deduct net claims outstanding at beginning of year.....	40 00	60 00
Totals.....	\$ 1,863 63	\$ 12,280 52
Add net claims outstanding at end of year.....	207 00	226 00
NET LOSSES INCURRED.....	\$ 2,070 63	\$ 12,506 52

Net Premiums and Losses in the Province

Net premium deposits written in the Province.....	\$ 12,873 07
Net losses paid in the Province.....	1,903 63
Percentage.....	14.79 %
Net premium deposits earned in the Province.....	\$ 9,520 45
Net losses incurred in the Province.....	2,070 63
Percentage.....	21.75 %

**CANNERS' EXCHANGE SUBSCRIBERS AT WARNER
INTER-INSURANCE BUREAU ***

PRINCIPAL OFFICE, CHICAGO, ILL.

Attorney-in-Fact.—Lansing B. Warner, Inc.

Ontario Representative.—W. E. Sommerville, Toronto.

Date of Organization.—1907. *Date of initial Ontario license.*—October 12, 1927.

Total assets..... \$4,344,372 Total liabilities..... \$ 889,343

Summary of Operations for the Year

	ONTARIO	ALL BUSINESS
Net expense and guarantee fund deposits written.....	\$ 23,798	\$1,858,659
Claims incurred.....	Nil	396,355
Saved for subscribers.....	9,786	797,634
Savings returned.....	5,019	565,859

FIREPROOF SPRINKLERED UNDERWRITERS*

PRINCIPAL OFFICE, NEW YORK, N.Y.

Attorney-in-Fact.—Ernest W. Brown, Inc.

Ontario Representative.—V. W. Gerrish, Canadian Bank of Commerce Bldg., Toronto.

Date of Organization.—1926. *Date of initial Ontario license.*—June, 1927.

Total assets..... \$ 460,678 Total liabilities..... \$ 112,755

Summary of Operations for the Year

	ONTARIO	ALL BUSINESS
Net premium deposits written.....	\$ 2,810	\$ 58,250
Claims incurred.....	193	7,992
Saved for subscribers.....	1,787	27,511
Savings returned.....	4,299	58,694

INDIVIDUAL UNDERWRITERS*

PRINCIPAL OFFICE, NEW YORK, N.Y.

Attorney-in-Fact.—Ernest W. Brown, Inc.

Ontario Representative.—V. W. Gerrish, Canadian Bank of Commerce Bldg., Toronto.

Date of Organization.—1881. *Date of initial Ontario license.*—June, 1926.

Total assets..... \$2,097,046 Total liabilities..... \$ 548,675

Summary of Operations for the Year

	ONTARIO	ALL BUSINESS
Net premium deposits written.....	\$ 41,264	\$ 424,404
Claims incurred.....	2,879	151,928
Saved for subscribers.....	6,132	82,693
Savings returned.....	10,731	140,831

LUMBERMEN'S UNDERWRITING ALLIANCE*

PRINCIPAL OFFICE, KANSAS CITY, MO.

Attorney-in-Fact.—U. S. Epperson Underwriting Co.

Ontario Representative.—L. D. Payette, 1612 Toronto Star Bldg., Toronto.

Date of Organization.—January 9, 1905. *Date of initial Ontario license.*—July 1, 1925.

Total assets..... \$2,204,826 Total liabilities..... \$1,194,188

Summary of Operations for the Year

	ONTARIO	ALL BUSINESS
Net premium deposits written.....	\$ 74,408	\$1,516,601
Claims incurred.....	6,041	842,556
Saved for subscribers.....	4,063	124,636
Savings returned.....	3,327	94,547

*See note on page 1.

METROPOLITAN INTER-INSURERS*

PRINCIPAL OFFICE, NEW YORK, N.Y.

Attorney-in-Fact.—Ernest W. Brown, Inc.*Ontario Representative.*—V. W. Gerrish, Canadian Bank of Commerce Bldg., Toronto.*Date of Organization.*—1928. *Date of initial Ontario license.*—September 4, 1928.

Total assets..... \$1,026,539 Total liabilities..... \$ 325,191

Summary of Operations for the Year

	ONTARIO	ALL BUSINESS
Net premium deposits written.....	\$ 20,537	\$ 251,731
Claims incurred.....	303	140,447
Saved for subscribers.....	2,036	32,498
Savings returned.....	5,264	79,854

NEW YORK RECIPROCAL UNDERWRITERS*

PRINCIPAL OFFICE, NEW YORK, N.Y.

Attorney-in-Fact.—Ernest W. Brown, Inc.*Ontario Representative.*—V. W. Gerrish, Canadian Bank of Commerce Bldg., Toronto.*Date of Organization.*—1891. *Date of initial Ontario license.*—June, 1926.

Total assets..... \$1,974,119 Total liabilities..... \$ 453,674

Summary of Operations for the Year

	ONTARIO	ALL BUSINESS
Net premium deposits written.....	\$ 23,044	\$ 343,939
Claims incurred.....	1,688	125,333
Saved for subscribers.....	4,200	77,360
Savings returned.....	8,133	144,194

UNDERWRITERS EXCHANGE*

PRINCIPAL OFFICE, KANSAS CITY, MO.

Attorney-in-Fact.—T. H. Mastin & Co.*Ontario Representative.*—L. D. Payette, 1309 Concourse Bldg., Toronto.*Date of Organization.*—February, 1902. *Date of initial Ontario license.*—July 1, 1925.

Total assets..... \$1,177,896 Total liabilities..... \$ 176,549

Summary of Operations for the Year

	ONTARIO	ALL BUSINESS
Net premium deposits written.....	\$ 3,929	\$ 160,012
Claims incurred.....	99	29,367
Saved for subscribers.....	622	79,055
Savings returned.....	1,526	108,003

WARNER RECIPROCAL INSURERS*

PRINCIPAL OFFICE, CHICAGO, ILL.

Agent.—Lansing B. Warner, Inc.*Ontario Representative.*—W. E. Sommerville, Toronto.*Date of Organization.*—1926. *Date of initial Ontario license.*—October 12, 1927.

Total assets..... \$1,579,355 Total liabilities..... \$ 887,542

Summary of Operations for the Year

	ONTARIO	ALL BUSINESS
Guaranty deposits written.....	\$ 992	\$1,146,237
Claims incurred.....	Nil	548,673
Saved for subscribers.....	237	138,213
Savings returned.....	265	232,680

*See note on page 1.

(H)

**UNDERWRITERS OR SYNDICATES OF UNDER-
WRITERS OPERATING ON THE PLAN KNOWN
AS LLOYD'S**

(H)

THE NON-MARINE UNDERWRITERS, MEMBERS OF LLOYD'S, LONDON

HEAD OFFICE, LONDON, ENG.

Attorney for Canada.—R. C. Stevenson, C.A., 437 St. James St., Montreal.

Organized pursuant to Lloyd's Act, 1871 (Imperial Statutes 34 Vict. C. XXI) and amendments thereto.

Date commenced business in Canada.—June 29, 1932.

Statement for the Year Ended December 31, 1941

Underwriting Account		IN ONTARIO	ALL BUSINESS IN CANADA
Net premiums written.....		\$3,301,345 22	\$7,435,836 76
Reserve of unearned premiums (80%):			
At beginning of year.....			\$2,639,863 86
At end of year.....			3,129,483 78
Increase.....			\$ 489,619 92
Net premiums earned.....			\$6,946,216 84
Net losses and claims incurred (excluding adjustment expenses).....		\$1,827,319 34	\$4,021,699 86
Adjustment expenses.....			495,468 26
Commissions.....			2,162,035 18
Taxes.....			242,971 13
All other expenses.....			451,150 21
TOTAL CLAIMS AND EXPENSES.....			\$7,373,324 64
UNDERWRITING LOSS.....			\$ 427,107 80

Exhibit of Premiums

CLASS OF INSURANCE	GROSS IN FORCE, DEC. 31, 1940		TAKEN IN 1941, INCLUDING RENEWED		CEASED IN 1941		GROSS AND NET IN FORCE, DEC. 31, 1941	
	\$	c.	\$	c.	\$	c.	\$	c.
Fire.....	1,843,770	12	2,174,278	34	1,793,336	45	2,224,712	01
Automobile.....	3,463,072	84	4,432,723	10	4,252,143	91	3,643,652	03
Accident.....	363,465	80	660,148	66	594,611	10	429,003	36
Boiler.....	144,939	53	254,779	73	50,247	88	349,471	38
Guarantee.....	117,717	89	169,417	10	88,211	88	198,923	11
Real property.....	240,582	66	518,607	01	301,499	72	457,689	95
Theft.....	95,856	01	83,239	54	67,899	88	111,195	67
Other classes.....	132,407	34	325,983	26	302,893	29	155,497	31
TOTALS.....	6,401,812	19	8,619,176	74	7,450,844	11	7,570,144	82



(I)
PENSION FUND ASSOCIATIONS



(I)

LES PREVOYANTS DU CANADA

HEAD OFFICE, QUEBEC, QUE.

NOTE.—For detailed description of funds and method of operation, see 1928 Report, page 351.

Officers.—General Manager, Antoni Lesage; President Louis S. St. Laurent; Vice-President, Hon. Lucien Moraud.

Directors.—J. Louis Morency, J. Aime Dery, Cyrille Vaillancourt, J. Adolphe Grenier, Yves Montreuil.

Capital Stock

Authorized.....	\$1,000,000	00
Subscribed.....	350,000	00
Paid up.....	350,000	00

Statement for the Year Ended December 31, 1941

Company Funds

BALANCE SHEET

Assets

Cash on hand and in banks.....	\$ 13,102	85
Book value of bonds.....	22,574	30
Book value of stocks.....	76,688	03
Loans to members.....	49,361	18
Mortgage loans.....	11,750	00
Interest accrued.....	223	53
Accounts and notes receivable.....	12,612	46
Real estate.....	155,000	00
Capital improvements to building.....	9,221	88
TOTAL ADMITTED ASSETS.....	\$350,534	23

Liabilities

Prepaid assessments.....	\$ 33,245	50
Members' deposits.....	4,778	34
Provision for 1941 income tax.....	4,882	92
Reserve—Annuity Fund for employees.....	5,375	61
Capital paid in.....	\$350,000	00
Less deficit in profit and loss account.....	47,748	14
TOTAL LIABILITIES.....	\$350,534	23

REVENUE ACCOUNT

Income

Contributions from members.....	\$122,846	77
Entrance fees.....	14,032	35
Interest.....	8,561	02
Net income from real estate (before depreciation).....	6,028	62
Commission re administration of Pension Fund real estate.....	6,835	05
Administration fees, Reimbursement and Annuity Funds.....	4,290	19
TOTAL.....	\$162,594	00

Expenditure

Salaries.....	\$ 47,702	30
First-year commission.....	29,128	47
Commission on collections.....	14,453	19
Travelling expenses.....	15,319	56
Branch office expenses.....	5,294	56
Administration expenses.....	8,088	63
Postage.....	2,065	64
Stationery.....	4,080	22
General expenses.....	8,037	45
Depreciation.....	3,835	16
Adjustments—accounts receivable.....	6,911	76
Surplus carried to profit and loss account.....	17,677	06
TOTAL.....	\$162,594	00

PROFIT AND LOSS ACCOUNT

Deficit brought forward from previous year.....		\$ 57,311 51
Add:		
Dividends to shareholders.....	\$ 10,500 00	
Income taxes.....	5,028 83	
Transfers to reserves.....	7,660 37	
		<u>23,189 20</u>
		\$ 80,500 71
Deduct:		
Surplus from revenue account.....	\$ 17,677 06	
Profit on sale of securities.....	1,224 98	
Decrease in disallowed assets.....	13,850 53	
		<u>32,752 57</u>
DEFICIT IN PROFIT AND LOSS ACCOUNT, DECEMBER 31, 1941.....		<u>\$ 47,748 14</u>

Pension Fund
BALANCE SHEET

Assets	
Cash on hand and in bank.....	\$ 203,491 65
Book value of bonds.....	5,584,726 97
Book value of stocks.....	852,551 53
Mortgages.....	1,387,199 27
Accrued interest on investments.....	68,634 10
Real estate.....	326,986 52
Assessments and rents due and unpaid.....	2,006 35
Deferred expenses.....	8,667 61
TOTAL ASSETS.....	<u>\$8,434,264 00</u>
Liabilities	
Assessments paid in advance.....	\$ 85,101 64
Special investment reserve.....	281,724 63
General reserve.....	2,504,793 83
Principal of Pension Fund.....	5,562,643 90
TOTAL LIABILITIES.....	<u>\$8,434,264 00</u>

STATEMENT OF OPERATIONS

Income	
Assessments—active members.....	\$ 398,261 27
Interest, dividends and rents.....	443,624 72
Sundry revenue.....	1,766 43
TOTAL.....	<u>\$ 843,652 42</u>
Expenditure	
Pensions paid, 1941.....	\$ 687,924 92
Payments to deceased and expelled members.....	10,247 64
Loss on sale of securities.....	28,354 70
Legal fees, postage, etc.....	848 22
Transferred to capital.....	116,276 94
TOTAL.....	<u>\$ 843,652 42</u>

CAPITAL OF FUND

Balance of Pension Fund, December 31, 1940.....	\$5,512,914 46
Add:	
Excess of income transferred.....	116,276 94
Transfer from Special Reserve Fund.....	28,354 70
	<u>\$5,657,546 10</u>
Deduct transfer to General Reserve Fund.....	94,902 20
BALANCE OF PENSION FUND, DECEMBER 31, 1941.....	<u>\$5,562,643 90</u>

Annuity Fund
BALANCE SHEET

Assets	
Cash in banks.....	\$ 832 78
Book value of bonds.....	64,511 62
Book value of stocks.....	14,342 50
Mortgages.....	3,548 98
Interest accrued.....	1,478 30
TOTAL ASSETS.....	<u>\$ 84,714 18</u>

Liabilities	
Statutory reserve.....	\$ 76,332 52
Surplus.....	8,381 66
TOTAL LIABILITIES.....	\$ 84,714 18

REVENUE ACCOUNT

Income	
Payments on contracts.....	\$ 1,824 87
Interest on investments.....	5,105 60
Reduction in statutory reserve.....	360 84
TOTAL.....	\$ 7,291 31

Disbursements	
Annuities paid.....	\$ 5,923 14
General expenses and commissions.....	1,368 17
TOTAL.....	\$ 7,291 31

Reimbursement Fund

BALANCE SHEET

Assets	
Cash in banks.....	\$ 14,517 18
Book value of bonds.....	84,557 22
Book value of stocks.....	87,904 35
Mortgages.....	7,160 00
Interest accrued.....	959 07
TOTAL ASSETS.....	\$195,127 82

Liabilities	
Assessments paid in advance.....	\$ 15,329 79
Principal of Fund.....	179,798 03
TOTAL LIABILITIES.....	\$195,127 82

STATEMENT OF OPERATIONS

Income	
Assessments.....	\$ 29,145 45
Interest.....	8,712 60
Profit on maturity of investments.....	500 00
Assessments collected, previously written off.....	871 16
TOTAL.....	\$ 39,229 21

Expenditure	
Net payments to deceased members.....	\$ 1,255 93
Previous year's assessments <i>re</i> expelled members.....	2,174 60
Expenses.....	250 00
Transfer to Administration Fund for management.....	3,168 22
Net increase in principal of Fund.....	32,380 46
TOTAL.....	\$ 39,229 21

BUSINESS IN ONTARIO

Assessments, contributions, etc.:	
Entrance fees.....	\$ 96 00
Contributions.....	920 00
Assessments.....	3,129 90
TOTAL COLLECTIONS FOR 1941.....	\$ 4,145 90

	MEMBERS	SHARES
Total membership in Ontario, December 31, 1940.....	718	1,963
Add:		
New members.....	22	48
Transfers into Ontario.....	17	63
	<u>757</u>	<u>2,074</u>
Deduct:		
Lapses.....	25	45
Transfers out of Ontario.....	45	108
TOTAL MEMBERSHIP IN ONTARIO, DECEMBER 31, 1941.....	<u>687</u>	<u>1,921</u>

SOCIETE ST-JEAN BAPTISTE DE MONTREAL

HEAD OFFICE, MONTREAL, QUE.

CAISSE NATIONALE D'ECONOMIE—CAISSE DE REMBOURSEMENT

NOTE.—For detailed description of funds and method of operation, see 1928 Report, page 352.

Officers.—President, V. E. Beaupré, Montreal; Managing Director, J. V. Desaulniers, Montreal; Secretary-Treasurer, Aimé Parent, Outremont.

Directors.—V. E. Beaupré, Outremont; Aimé Parent, L. A. Frechette, Guy Vanier, Lionel Leroux, Arthur Tremblay, Montreal.

**Consolidated Balance Sheet of Caisse Nationale d'Economie and
Caisse de Remboursement, December 31, 1941**

Assets		
Cash on hand and in banks.....		\$ 64,974 50
Bonds.....	\$6,198,872 14	
Mortgages.....	4,161,743 79	
Agreements for sale.....	10,000 00	
Interest due and accrued.....	131,651 12	
		<u>10,502,267 05</u>
Real estate.....		3,750,541 99
Other assets.....		58,466 08
		<u>\$14,376,249 62</u>
Liabilities		
CAISSE NATIONALE D'ECONOMIE:		
Capital, First Period—Pension Fund.....	\$9,392,999 89	
Capital, Second Period—Pension Fund.....	195,300 21	
		<u>\$9,588,300 10</u>
General Reserve Fund, First Period—		
Capital revenue.....	\$ 727,951 80	
Joint certificate reserve.....	237,441 72	
Family certificate reserve.....	722,639 28	
		<u>1,689,032 80</u>
General Reserve Fund, Second Period—		
Ordinary certificates (no pension guarantee).....	\$ 7,051 51	
Ordinary certificates (guaranteed).....	211,736 37	
Deferred pensions with profits (guaranteed).....	213,018 94	
Deferred pensions and annuities with profits (guaranteed).....	455,405 90	
Single payment premium.....	483,700 61	
		<u>1,370,913 33</u>
General Reserve Fund, First and Second Periods—		
Depreciation on real estate.....		384,150 11
Pensioners (unclaimed pensions, 1933-41).....	\$ 27,864 60	
Accounts payable.....	26,580 70	
Prepaid premiums.....	125,838 46	
Call loan.....	70,000 00	
		<u>250,283 76</u>
CAISSE DE REMBOURSEMENT:		
Guaranteed—Reserve Fund (ordinary certificates).....	\$ 798,691 03	
Guaranteed—Reserve Fund (deferred pensions).....	56,683 12	
		<u>855,374 15</u>
Contingent Fund—Surplus (ordinary certificates).....	\$ 234,688 14	
Contingent Fund—Surplus (deferred pensions).....	3,507 23	
		<u>238,195 37</u>
TOTAL.....		<u>\$14,376,249 62</u>

Summary Statement of Operations for the Year Ended December 31, 1941

I. CAISSE NATIONALE D'ECONOMIE

First Period

CAPITAL

Balance, December 31, 1940.....	\$9,157,974 67	
Contributions paid by members.....	235,025 22	
		<u>\$9,392,999 89</u>
Balance, December 31, 1941.....		

GENERAL RESERVE

(A) CAPITAL REVENUE:

Balance, December 31, 1940.....	\$903,618 05	
---------------------------------	--------------	--

TRANSFERRED FROM PENSION FUND:

Confiscated pensions.....	\$ 2,749 50	
Contributions paid by members.....	186,742 39	
		<u>\$189,491 89</u>

OWN REVENUE:

Profits on sales of securities.....	\$ 9,821 53	
Interest on investments.....	11,548 94	
Special premiums.....	39 01	
		51,109 48
Revenue on operations for year 1941.....	\$240,901 37	
Excess of distribution to pensioners' account over revenue.....	\$416,567 62	
Less: Revenue on operations, 1941.....	240,901 37	
		175,666 25
Balance, December 31, 1941.....		\$ 727,951 80

(B) JOINT CERTIFICATE:

Balance, December 31, 1940.....		\$195,305 02
Contributions paid by members.....	\$ 15,134 01	
Interest on investments.....	9,821 54	
		\$ 24,955 55
Less: Carried to special reserve—		
Contributions payable for beneficiaries.....	\$2,255 00	
Annuities payable to beneficiaries.....	1,888 00	
		4,143 00
		20,812 55
RESERVE FOR CONTRIBUTIONS—DONOR'S DEATH:		
Balance, December 31, 1940.....	\$ 12,951 25	
Transferred during year.....	2,255 00	
		\$ 15,206 25
Less: Paid in 1941.....	3,334 50	
		11,871 75
RESERVE FOR ANNUITIES PAYABLE TO BENEFICIARIES:		
Balance, December 31, 1940.....	\$ 9,786 80	
Transferred during year.....	1,888 00	
		\$ 11,674 80
Less: Paid in 1941.....	2,222 40	
		9,452 40
Balance, December 31, 1941.....		237,441 72

(C) FAMILY CERTIFICATE:

Balance, December 31, 1940.....		\$595,947 97
Contributions paid by members.....	\$ 43,738 64	
Interest on investments.....	29,850 67	
		\$ 73,589 31
Less: Carried to special reserve—		
Contributions payable for beneficiaries.....	\$3,595 60	
Annuities payable to beneficiaries.....	3,700 30	
Future pensions.....	2,179 80	
		9,475 70
		64,113 61
RESERVE FOR CONTRIBUTIONS—DONOR'S DEATH:		
Balance, December 31, 1940.....	\$ 31,297 80	
Transferred during year.....	3,595 60	
		\$ 34,893 40
Less: Paid in 1941.....	6,392 10	
		28,501 30
RESERVE FOR ANNUITIES PAYABLE TO BENEFICIARIES:		
Balance, December 31, 1940.....	\$ 24,410 40	
Transferred during year.....	3,700 30	
		\$ 28,110 70
Less: Paid in 1941.....	4,903 50	
		23,207 20
SPECIAL RESERVE FOR FUTURE PENSIONS:		
Balance, December 31, 1940.....	\$ 9,689 40	
Transferred during year.....	2,179 80	
		11,869 20
Balance, December 31, 1941.....		723,639 28
		1,689,032 80

PENSION FUND—FIRST AND SECOND PERIODS

REVENUE ACCOUNT—FIRST PERIOD:		
Interest on investments.....	\$399,748 76	
Transferred from reserve fund—excess of distribution over revenue....	416,567 62	
		\$816,316 38
PENSIONERS' ACCOUNT—FIRST PERIOD:		
Balance unpaid pensions, December 31, 1940.....	\$ 17,692 63	
From pension fund revenue account.....	816,316 38	
Transferred from general reserve—adjustment....	445 67	
		\$834,454 68

Less:			
	Paid 1941 pensioners.....	\$805,190 40	
	Paid pensions for previous years.....	4,615 57	
	Transferred to general reserve.....	2,749 50	
			<u>812,555 47</u>
			\$ 21,899 21

REVENUE ACCOUNT—SECOND PERIOD:

<i>Unguaranteed Pensions—</i>	
Interest on investments.....	\$ 8,388 71
Transferred from reserve fund—excess of distribution over revenue....	3,061 79
	<u>\$ 11,450 50</u>

PENSIONERS' ACCOUNT—SECOND PERIOD:

<i>Unguaranteed Pensions—</i>	
Balance unpaid pensions, December 31, 1940.....	\$ 339 00
From pension fund revenue account.....	11,450 50
Transferred from pensioners' account—Second Period guaranteed pensions.....	106 50
	<u>\$ 11,896 00</u>

Less:			
	Paid 1941 pensioners.....	\$ 7,424 99	
	Paid 1941 pensioners (special)....	3,899 00	
	Paid pensions for previous years.....	319 00	
			<u>11,642 99</u>
			253 01

PENSIONERS' ACCOUNT—SECOND PERIOD:

<i>Guaranteed Pensions—</i>	
Balance unpaid pensions, December 31, 1940.....	\$ 2,665 78
From pension fund revenue account.....	43,565 99
	<u>\$ 46,231 77</u>
Transferred to pensioners' account—Second Period.....	106 50
	<u>\$ 46,125 27</u>

Less: Paid to pensioners in 1941—			
Ordinary certificate.....	\$ 13,091 71		
Deferred pensions.....	617 58		
Single premiums.....	26,703 60		
		<u>40,412 89</u>	
			5,712 38
			27,864 60

Second Period

CAPITAL

Balance, December 31, 1940.....	\$ 193,992 91	
Contributions paid by members.....	1,307 30	
	<u>195,300 21</u>	
Balance, December 31, 1941.....		195,300 21

GENERAL RESERVE

CAPITAL REVENUE:		
Balance, December 31, 1940.....	\$ 6,926 80	
Interest on investments.....	8,388 71	
Paid in 1941 to pensioners.....	11,450 50	
	<u>\$ 3,061 79</u>	
Excess of distribution over revenue.....		
OWN REVENUE:		
Contributions paid by members.....	\$ 2,616 78	
Interest on investments.....	363 62	
Profits on sale of securities.....	206 10	
	<u>\$ 3,186 50</u>	
Less: Excess of distribution over revenue (capital account—Second Period).....	3,061 79	
	<u>124 71</u>	
	\$ 7,051 51	
GUARANTEED MINIMUM ANNUITIES:		
Balance, December 31, 1940.....	\$178,750 15	
Transferred from surplus.....	97 18	
	<u>\$178,847 33</u>	
Interest on investments.....	\$ 9,452 92	
Contributions paid by members.....	2,714 51	
	<u>\$ 12,167 43</u>	
Less: Pensions paid in 1941.....	13,153 28	
	<u>985 85</u>	
Excess of distribution over revenue.....		
	<u>\$177,861 48</u>	
SURPLUS:		
Balance, December 31, 1940.....	\$ 33,972 07	
Transferred to general reserve.....	97 18	
	<u>33,874 89</u>	
Balance, December 31, 1941.....		211,736 37

GUARANTEED DEFERRED PENSIONS WITH PROFITS:		
Balance, December 31, 1940.....	\$152,198 01	
Interest on investments.....	\$ 7,899 60	
Contributions paid by members.....	53,406 31	
	<u>\$ 61,305 91</u>	
Less: Paid to 1941 pensioners.....	185 01	
	<u>60,820 93</u>	
Balance, December 31, 1941.....		213,018 94
GUARANTEED DEFERRED PENSIONS AND ANNUITIES WITH PROFITS:		
Balance, December 31, 1940.....	\$235,666 87	
Interest on investments.....	\$ 16,886 43	
Contributions paid by members.....	107,176 46	
	<u>\$424,062 80</u>	
Less: Pensions and annuities paid in 1941.....	4,323 86	
	<u>119,739 03</u>	
Balance, December 31, 1941.....		455,405 90
GUARANTEED PENSIONS WITH PROFITS (SINGLE PREMIUM):		
Balance, December 31, 1940.....	\$418,617 55	
Interest on investments.....	\$ 19,611 30	
Contributions paid by members.....	77,956 45	
	<u>\$ 97,567 75</u>	
Less: Paid to pensioners in 1941.....	32,484 69	
	<u>65,083 06</u>	
Balance, December 31, 1941.....		483,700 61
		<u>1,370,943 33</u>

FIRST AND SECOND PERIOD

GENERAL RESERVE—DEPRECIATION ON REAL ESTATE INVESTMENTS:		
Balance, December 31, 1940.....	\$522,898 33	
Adjustment of this account in 1941.....	198,701 16	
	<u>\$ 324,197 17</u>	
Depreciation for the year 1941.....	59,952 94	
Balance, December 31, 1941.....		384,150 11
TOTAL FUNDS.....		<u>\$13,060,260 94</u>

II. CAISSE DE REMBOURSEMENT

GUARANTEED FUND

ORDINARY CERTIFICATE:		
Balance, December 31, 1940.....	\$768,644 85	
Contributions paid by members.....	30,046 18	
Interest on investments.....	\$ 40,651 08	
Less: Paid heirs of deceased members.....	17,926 23	
	<u>\$ 22,724 85</u>	
Transferred to contingent fund.....		
Balance, December 31, 1941.....		\$ 798,691 03
DEFERRED PENSIONS WITH PROFITS' CERTIFICATE:		
Balance, December 31, 1940.....	\$ 41,591 19	
Contributions paid by members.....	15,091 93	
Interest on investments.....	\$ 2,520 11	
Less: Paid heirs of deceased members.....	2,220 00	
	<u>\$ 300 11</u>	
Transferred to contingent fund.....		
Balance, December 31, 1941.....	56,683 12	\$ 855,374 15

CONTINGENT FUND

ORDINARY CERTIFICATE:		
Balance, December 31, 1940.....	\$201,395 45	
Interest on investments.....	\$ 10,567 84	
Transferred from guaranteed fund.....	22,724 85	
	<u>33,292 69</u>	
Balance, December 31, 1941.....		\$ 234,688 14
DEFERRED PENSIONS WITH PROFITS' CERTIFICATE:		
Balance, December 31, 1940.....	\$ 3,047 22	
Interest on investments.....	\$ 159 90	
Transferred from guaranteed fund.....	300 11	
	<u>460 01</u>	
Balance, December 31, 1941.....	3,507 23	238,195 37
TOTAL FUNDS.....		<u>\$1,093,569 52</u>

SUMMARY

CAISSE NATIONALE D'ECONOMIE.....	\$13,060,260	94
CAISSE DE REMBOURSEMENT.....	1,093,569	52
	\$14,153,830	46
Contributions of members paid in advance.....	125,838	46
Call loan.....	70,000	00
Accounts payable.....	26,580	70
TOTAL ASSETS.....	\$14,376,249	62

Administration Fund

CAISSE NATIONALE D'ECONOMIE AND CAISSE DE REMBOURSEMENT

BALANCE SHEET

Assets

Cash on hand and in banks.....	\$ 4,254	13
Bonds and debentures.....	5,023	80
Interest accrued.....	48	75
Deposit Societé Nationale de Fiducie.....	90,000	00
Sundry accounts receivable.....	6,032	99
Head Office premises.....	192,996	35
TOTAL ASSETS.....	\$298,356	02

Liabilities

Accounts payable.....	\$ 5,668	10
Reserve:		
Insurance on agents.....	20,000	00
Insurance on sub-agents.....	5,500	00
Contingencies.....	115,000	00
Reserve for Head Office building.....	7,446	30
Caisse Nationale d'Economie.....	69,737	68
Surplus of assets over liabilities.....	75,003	94
TOTAL.....	\$298,356	02

REVENUE ACCOUNT

Income

CAISSE NATIONALE D'ECONOMIE:		
Entrance fees—First Period.....	\$ 10,389	23
Entrance fees—Second Period.....	21,844	95
Contributions—First Period renewals.....	133,194	03
Contributions—Second Period renewals.....	26,576	13
Interest on investments and bank balances.....	2,543	40
Interest on overdue contributions.....	7,549	89
	\$202,097	63
CAISSE DE REMBOURSEMENT:		
Entrance fees and renewals—First Period.....	\$ 22,846	90
Entrance fees and renewals—Second Period.....	6,551	04
	29,397	94
TOTAL.....	\$231,495	57

Expenditure (Combined)

Commission to agents.....	\$ 66,262	03
Publicity extension and organization.....	38,087	66
Administration expenses.....	88,493	31
Fees, Societé Nationale de Fiducie.....	25,327	73
	\$218,170	73
Carried forward to profit and loss.....	13,324	84
TOTAL.....	\$231,495	57

PROFIT AND LOSS ACCOUNT

Balance, December 31, 1940.....	\$ 69,973	36
From revenue account.....	13,324	84
Decrease in unadmitted assets.....	1,371	27
	\$ 84,669	47
Less increase in reserves.....	9,665	53
BALANCE, DECEMBER 31, 1941.....	\$ 75,003	94

II
ANNUAL STATEMENT ABSTRACTS

(A)

**JOINT-STOCK, CASH-MUTUAL AND
STOCK-MUTUAL INSURANCE COMPANIES**

I. LIFE (See page 20)

II. FIRE AND OTHER CLASSES

ASSETS AND LIABILITIES, INCOME AND DISBURSEMENTS

II. FIRE AND OTHER CLASSES
Assets, December 31, 1941

NAME OF COMPANY	REAL ESTATE (LESS ENCUMBRANCES THEREON)		MORTGAGE LOANS ON REAL ESTATE		BONDS, DEBENTURES AND STOCKS		CASH ON HAND AND IN BANKS		INTEREST, DIVIDENDS AND RENTS DUE AND ACCRUED		AGENTS' BALANCES AND BILLS RECEIVABLE ON ACCOUNT OF SAME		REINSURANCE ON LOSSES PAID		OTHER ASSETS		TOTAL ADMITTED ASSETS	
	\$	c.	\$	c.	\$	c.	\$	c.	\$	c.	\$	c.	\$	c.	\$	c.	\$	c.
JOINT STOCK																		
Hand-in-Hand Insurance Co.	7,900	00	3,000	00	234,926	60	32,549	18	3,354	01	14,711	88					297,010	57
Merchants Fire Insurance Co.	100,000	00	11,050	00	526,463	39	79,276	97	8,182	20	13,097	32					738,069	88
Pilot Insurance Co.					863,796	16	60,127	11	5,147	39	80,748	33			663	69	5,489	50
Queen City Fire	20,000	00			654,856	63	24,035	00	8,266	75	9,502	83					770,991	86
Sterling Insurance Co.					112,955	33	14,500	00	511	94	5,495	35			44	18		
CASH MUTUALS																		
Perth Mutual Fire Insurance Co.	41,000	00	39,400	00	1,745,396	90	44,266	75	15,933	49	42,078	82			4,085	49		
Waterloo Mutual Fire Insurance Co.	35,000	00	202,922	52	1,741,580	86	43,175	00	18,933	69	60,020	57						
STOCK MUTUALS																		
Equitable Fire Insurance Co.	7,500	00	30,300	00	958,165	68	272,745	95	10,380	17	51,922	51			273,661	97	*313,444	32
Missisquoi & Rouville Mutual Fire Ins. Co.	8,000	00	6,865	00	739,334	84	269	20	6,197	93	25,885	04			1,400	98	8,655	11
TOTALS	219,400	00	293,537	52	7,577,476	39	126,814	85	76,907	57	303,462	65			279,856	31	327,588	93

*Assessments earned but not due, December 31, 1941, \$217,784.13. Unearned reinsurance premiums paid in advance on mutual business, \$95,660.19.

The amounts of deposits (par value) pursuant to Section 40 of *The Insurance Act* at date of publication are as follows: Hand-in-Hand Insurance Co., \$40,000.00; Merchants Fire Insurance Co., \$32,453.33; Pilot Insurance Co., \$30,000.00; Queen City Fire Insurance Co., \$50,893.33; Sterling Insurance Co., \$53,273.33; Perth Mutual Fire Insurance Co., \$150,000.00; Waterloo Mutual Fire Insurance Co., \$100,000.00; Equitable Fire Insurance Co., \$80,000.00; Missisquoi & Rouville Mutual Fire Insurance Co., \$55,000.00.

II. FIRE AND OTHER CLASSES (Cont'd)
Liabilities, December 31, 1941

NAME OF COMPANY	PROVISION FOR UNPAID CLAIMS		RESERVE OF UNEARNED PREMIUMS		TAXES AND EXPENSES DUE AND ACCRUED		REINSURANCE COMPANIES' CEDED BUSINESS		RETURN PREMIUMS AND BALANCES DUE AGENTS		INVESTMENT AND CONTINGENCY RESERVES		ALL OTHER LIABILITIES		TOTAL LIABILITIES EXCLUDING CAPITAL STOCK		EXCESS OF ASSETS OVER LIABILITIES EXCLUDING CAPITAL STOCK		CAPITAL STOCK PAID IN		
	\$	c.	\$	c.	\$	c.	\$	c.	\$	c.	\$	c.	\$	c.	\$	c.	\$	c.	\$	c.	
JOINT STOCK																					
Hands-in-Hand Insurance Co.	1,350	00	35,299	88	20,259	90	623	59	2,710	20			275	25	60,518	82	236,491	75	100,000	00	
Merchants Fire Insurance Co.	10,588	00	118,000	65	14,806	82	3,015	31	159	01	21,000	00	360	00	167,929	79	570,140	09	150,000	00	
Pilot Insurance Co.	120,414	49	265,867	28	44,138	93	6,633	61	139	30	25,000	00			462,193	61	553,778	57	204,500	00	
Queen City Fire Insurance Co.	2,266	00	46,052	94	14,121	45	673	20	853	36			503	75	64,470	70	706,521	16	100,000	00	
Sterling Insurance Co.	168	18	6,706	31	3,568	95	4,099	08	31	72					14,574	24	121,232	23	100,000	00	
CASH MUTUALS																					
Perth Mutual Fire Insurance Co.	21,607	10	167,984	18	20,000	00			63	80	165,000	00			374,655	08	1,622,216	59			
Waterloo Mutual Fire Insurance Co.	22,000	00	289,935	92	12,000	00	465	87	256	71	59,500	00	*26,296	13	410,454	63	1,742,775	16			
STOCK MUTUALS																					
Equitable Fire Insurance Co.	20,733	43	155,736	37	15,000	00	277,067	14					184,019	40	554,556	34	1,365,564	26	74,500	00	
Missisquoi & Rouville Mutual Fire Ins. Co.	4,352	57	91,738	74	6,972	73	4,104	83			18,561	46			125,730	33	736,202	39	44,000	00	
TOTALS	203,479	77	1,177,322	27	150,868	78	296,682	63	4,214	10	289,061	46	111,454	53	2,233,083	54	7,654,922	20	773,000	00	

*Pension fund, \$25,971.71.

†Disputed claim for income taxes.

II. FIRE AND OTHER CLASSES (Cont'd)
Profit and Loss Account for the Year Ending December 31, 1941

NAME OF COMPANY	NET PREMIUMS WRITTEN		NET PREMIUMS EARNED		NET CLAIMS INCURRED		NET ADJUSTMENT EXPENSES		NET COMMISSIONS AND OTHER EXPENSES		TOTAL CLAIMS AND EXPENSES		UNDERWRITING PROFIT OR LOSS (*)	
	\$	c.	\$	c.	\$	c.	\$	c.	\$	c.	\$	c.	\$	c.
JOINT STOCK														
Hand-in-Hand Insurance Co.	67,751	94	58,829	27	6,025	49	468	88	31,880	76	38,375	13	20,454	14
Merchants Fire Insurance Co.	155,225	62	148,877	01	59,515	05	3,656	16	84,428	27	147,599	48	1,277	53
Pilot Insurance Co.	622,699	49	592,708	87	244,973	53	2,016	83	297,662	70	544,653	06	48,055	81
Queen City Fire Insurance Co.	50,881	47	49,093	72	18,997	12	1,160	08	26,931	25	47,088	45	2,005	27
Sterling Insurance Co.	9,150	87	8,383	27	1,733	23	144	64	3,801	37	5,679	24	2,704	03
CASH MUTUALS														
Perth Mutual Fire Insurance Co.	230,098	10	216,261	24	105,985	06	3,878	73	117,253	19	227,116	98	*10,855	74
Waterloo Mutual Fire Insurance Co.	366,042	52	352,283	88	200,215	22	6,288	28	193,891	10	400,394	60	*48,110	72
STOCK MUTUALS														
Equitable Fire Insurance Co.	324,453	72	299,896	24	201,800	69	11,575	10	83,960	21	297,336	00	2,560	24
Missisquoi & Rouville Mutual Fire Insurance Co.	152,416	01	139,028	32	66,882	22	1,643	92	56,982	96	125,509	10	13,519	22
TOTALS	1,978,719	74	1,865,361	82	906,127	61	30,832	62	896,791	81	1,833,752	04	31,609	78

II. FIRE AND OTHER CLASSES (Concl'd)
 Profit and Loss Account for the Year Ending December 31, 1941 (Concl'd)

NAME OF COMPANY	INTEREST, DIVIDENDS AND RENTS EARNED		PROFIT ON SALE OF INVESTMENTS		DECREASE IN DEFICIENCY OF MARKET UNDER BOOK VALUE OF SECURITIES		OTHER GAINS		TOTAL OTHER REVENUE		INCOME AND EXCESS PROFITS TAXES		LOSS ON SALE OF INVESTMENTS		OTHER EXPENDITURE		TOTAL OTHER EXPENDITURE		EXCESS OF OTHER REVENUE OVER OTHER EXPENDITURE		TOTAL NET PROFIT FOR YEAR	
	\$	c.	\$	c.	\$	c.	\$	c.	\$	c.	\$	c.	\$	c.	\$	c.	\$	c.	\$	c.	\$	c.
JOINT STOCK																						
Hand-in-Hand Insurance Co.	11,227	81	4,564	29	716	42	12	00	16,520	52	18,490	88			358	52	18,849	40	-2,328	88	18,125	26
Merchants Fire Insurance Co.	23,148	70			11,497	21	21	00	34,666	91	9,219	26	10,175	72	3,000	00	22,394	98	12,271	93	13,549	46
Pilot Insurance Co.	23,641	80	3,976	33			50	43	27,668	56	21,294	34			759	14	22,053	48	5,615	08	53,670	89
Queen City Fire Insurance Co.	31,865	97	2,740	64			67	53	34,674	14	12,496	62			33,017	96	15,514	58	19,159	56	21,164	83
Sterling Insurance Co.	5,112	95					44	38	5,157	33	2,442	16	184	90			2,627	06	2,530	27	5,234	30
CASH MUTUALS																						
Perth Mutual Fire Insurance Co.	69,663	59	1,774	82					71,438	41							15,336	53	56,101	88	45,246	14
Waterloo Mutual Fire Insurance Co.	82,446	12	3,163	09			985	47	86,594	68							20,443	08	66,151	60	18,040	88
STOCK MUTUALS																						
Equitable Fire Insurance Co.	41,391	36	241	42					41,632	78					126	95			41,505	83	44,066	07
Missisquoi & Rouville Mutual Fire Ins. Co.	31,353	44	1,168	05					32,521	49	700	00			143	57			31,677	92	45,197	14
TOTALS	319,851	74	17,628	64	12,213	63	1,180	81	350,874	82	64,643	26	10,360	62	43,185	75	118,189	63	232,685	19	264,294	97

*Transferred to contingency reserve, \$15,000.00.

†Pension fund, \$10,198.91; building renovations, \$9,244.17.

‡Increase in deficiency of market under book value of securities, \$2,945.00.

**ABSTRACT OF BUSINESS IN CANADA TRANSACTED BY JOINT-STOCK, CASH-MUTUAL AND STOCK-MUTUAL INSURANCE COMPANIES
WRITING FIRE AND OTHER CLASSES**

For the Year Ending December 31, 1941

CLASSES OF INSURANCE	GROSS RISKS WRITTEN	NET AT RISK	PREMIUMS WRITTEN, LESS RETURN PREMIUMS	REINSURANCE CEDED	NET PREMIUMS WRITTEN	NET LOSSES INCURRED
HAND-IN-HAND INSURANCE COMPANY						
	\$	\$	\$ c.	\$ c.	\$ c.	\$ c.
Fire	12,601,808	9,390,193	62,184 05	5,807 88	56,376 17	2,988 18
Automobile.....			8,254 77		8,254 77	2,104 03
Plate Glass.....			1,750 02		1,750 02	933 28
Sprinkler Leakage.....			5 70		5 70	
Explosion.....			1,498 14	132 86	1,365 28	
TOTALS.....	12,601,808	9,390,193	73,692 68	5,940 74	67,751 94	6,025 49
MERCHANTS FIRE INSURANCE COMPANY						
Fire	33,855,753	40,341,141	141,686 43	18,169 57	123,516 86	47,067 16
Automobile.....			31,768 00	33 90	31,734 10	12,447 89
Sprinkler Leakage.....			11 06		11 06	
Windstorm.....			-36 40		-36 40	
TOTALS.....	33,855,753	40,341,141	173,429 09	18,203 47	155,225 62	59,515 05
PILOT INSURANCE COMPANY						
Fire	15,709,705	22,053,308	92,204 78	31,091 55	61,113 23	16,902 90
Automobile.....			585,551 63	41,673 93	543,877 70	225,108 64
Accident—Personal.....			1,284 92		1,284 92	392 45
Public Liability.....			5,463 91	1,129 60	4,334 31	797 80
Employers' Liab.....			618 37	59 56	558 81	63 50
Guarantee.....			5,746 74	3,387 54	2,359 20	-156 56
Inland Transportation.....			2,146 36		2,146 36	289 26
Plate Glass.....			4,168 13		4,168 13	1,293 56
Theft.....			2,993 92	137 09	2,856 83	281 98
TOTALS.....	15,709,709	22,053,308	700,178 76	77,479 27	622,699 49	244,973 53
QUEEN CITY FIRE INSURANCE COMPANY						
Fire	11,796,312	19,128,734	54,343 95	3,969 41	50,374 54	18,997 12
Explosion.....			272 38		272 38	
Sprinkler Leakage.....			234 55		234 55	
TOTALS.....	11,796,312	19,128,734	54,850 88	3,969 41	50,881 47	18,997 12
STERLING INSURANCE COMPANY						
Fire.....	2,752,621	1,049,821	29,937 14	20,786 27	9,150 87	1,733 23
PERTH MUTUAL FIRE INSURANCE COMPANY						
Fire.....	40,710,041	47,704,655	336,563 84	106,465 74	230,098 10	105,985 06
WATERLOO MUTUAL FIRE INSURANCE COMPANY						
Fire.....	57,724,451	81,025,862	473,706 76	107,664 24	366,042 52	200,215 22
EQUITABLE FIRE INSURANCE COMPANY (STOCK-MUTUAL)						
Fire.....	44,982,274	48,533,715	772,656 11	448,202 39	324,453 72	201,800 69
MISSISQUOI & ROUVILLE MUTUAL FIRE INSURANCE COMPANY						
Fire.....	14,632,862	23,070,797	185,419 04	33,003 03	152,416 01	66,882 22

(D)
FRATERNAL SOCIETIES

ASSETS, LIABILITIES, INCOME, DISBURSEMENTS
EXHIBIT OF POLICIES

FRATERNAL SOCIETIES
Assets, December 31, 1941

SOCIETY	LEDGER ASSETS						NON-LEDGER ASSETS						TOTAL ADMITTED ASSETS
	REAL ESTATE	MORTGAGE LOANS ON REAL ESTATE	LOANS OR LIENS ON POLICIES	*BONDS AND DEBENTURES	CASH ON HAND AND IN BANKS	ALL OTHER ASSETS	TOTAL ADMITTED LEDGER ASSETS	INTEREST AND RENTS DUE AND ACCRUED	PREMIUMS DUE AND DEFERRED	ALL OTHER ASSETS	TOTAL ADMITTED NON-LEDGER ASSETS		
	\$ c.	\$ c.	\$ c.	\$ c.	\$ c.	\$ c.	\$ c.	\$ c.	\$ c.	\$ c.	\$ c.		
Canadian Order of Chosen Friends..	32,000 00		163,128 88	2,502,566 39	77,337 30	5,000 00	2,780,032 57	36,392 36	11,321 45	8 60	47,722 41	2,827,754 98	
Canadian Order of Foresters.....	22,377 49		211,940 55	19,120,460 56	102,011 15		19,456,789 75	241,938 98	44,533 43		286,472 41	19,743,262 16	
Cell Service M.B. Society.....			2,049 53	266,889 77	6,534 84		275,474 14	3,045 21	108 54		3,153 75	278,627 89	
Hamilton Firemen.....				791,109 42	8,855 13	440 92	795,405 47					795,405 47	
Hamilton Police.....		176,280 34		551,691 97	28,212 50		756,184 81			881 88		757,066 69	
London Police.....				388,342 57	10,048 85		398,391 42					398,391 42	
Ontario Commercial Travellers Ass'n.	22,461 45	432,536 97		718,399 34	9,524 96		1,182,922 72	17,153 35		17,153 35		1,200,076 07	
Ontario Secondary School Teachers.				17,927 07	9,584 67		27,511 74	117 08				27,628 82	
Ottawa Firemen's Fund.....				664,933 37	15,731 53		680,664 90	15,115 90		15,115 90		695,780 80	
Ottawa Police Fund.....	7,000 00			586,456 33	15,989 13		609,445 46	14,197 73		14,197 73		623,643 19	
Ottawa Superannuation Fund.....	39,534 13	800 00	20,244 08	701,869 82	16,768 40		718,638 22	12,570 22		12,570 22		731,208 44	
Sons of England.....				417,731 66	27,277 25		505,587 17	4,846 02		4,846 02		510,433 14	
Sturford Municipal Benefit Fund.				141,832 33	6,084 55		147,917 38	1,987 44		1,987 44		149,904 82	
Toronto Firemen's Fund.....	35,400 00			3,910,968 06	4,499 34		3,911,467 40	52,580 41			52,580 41	3,964,047 81	
Toronto Police Fund.....	149,628 22	25,000 00		5,068,829 96	6,608 28		5,110,838 24	78,993 11			78,993 11	5,189,831 35	
Union St. Joseph du Canada.....				3,993,037 10	94,930 45	4,932 64	4,355,584 19	34,999 89	21,891 80	84,219 99	141,111 68	4,496,695 87	
TOTALS.....	266,001 29	677,017 31	485,418 82	39,843,046 21	430,998 33	10,373 56	41,712,855 53	513,937 70	77,855 22	85,110 47	676,903 39	42,389,758 92	

*Not in excess of authorized value.

FRATERNAL SOCIETIES (Cont'd)
Assets and Liabilities According to Funds, December 31, 1941

SOCIETY	ADMITTED ASSETS (LEDGER AND NON-LEDGER)						LIABILITIES (EXCEPT ACTUARIAL RESERVE)													
	MORTUARY FUND		SICKNESS AND OTHER BENEFICIARY FUNDS		SPECIAL FUNDS		GENERAL (EXPENSE) FUND		TOTAL		MORTUARY FUND		SICKNESS AND OTHER BENEFICIARY FUNDS		SPECIAL FUNDS		GENERAL (EXPENSE) FUND		TOTAL	
	\$	c.	\$	c.	\$	c.	\$	c.	\$	c.	\$	c.	\$	c.	\$	c.	\$	c.	\$	c.
Canadian Order of Chosen Friends	2,594,526	04	223,337	41	1,016	60	8,874	93	2,827,754	98	132,103	04	19,491	52	12	27	3,170	02	174,776	85
Canadian Order of Foresters	18,803,247	71	889,981	82			50,032	63	19,743,262	16	204,167	05	3,159	00			1,912	39	209,238	44
Civil Service M.B. Society	278,627	89							278,627	89	620	00							620	00
Hamilton Firemen			795,405	47					795,405	47										
Hamilton Police			757,066	69					757,066	69										
London Police			398,391	42					398,391	42										
Ontario Commercial Travellers Ass'n.	1,200,076	07							1,200,076	07	38,266	00							38,266	00
Ontario Secondary School Teachers	25,001	91					2,026	91	27,628	82	1,000	00							1,000	00
Ottawa Firemen			695,780	80					695,780	80										
Ottawa Police			623,643	19					623,643	19										
Ottawa Superannuation Fund			731,208	44					731,208	44							66	90	10,764	49
Sons of England	388,823	52	28,889	60	28,878	14	63,841	88	510,433	14	9,040	00	1,200	00	457	59				
Stratford Municipal Benefit Fund			149,904	82					149,904	82									3,940	74
Toronto Firemen's Fund			3,964,047	81					3,964,047	81									453	82
Toronto Police Fund			5,189,831	35					5,189,831	35									2,859	24
Union St. Joseph du Canada	3,911,289	11	506,058	93	41,657	40	37,690	43	4,496,695	87	55,171	48	3,533	65	116	31			61,680	68
TOTALS	27,201,592	25	114,953,547	75	71,552	14	163,066	78	42,389,758	92	460,367	57	31,778	73	586	17	8,008	55	500,741	02

FRATERNAL SOCIETIES (Cont'd)
Receipts and Disbursements by Funds, 1941
MORTUARY FUND

SOCIETY	BALANCE LEDGER ASSETS, DEC. 31, 1940			RECEIPTS						DISBURSEMENTS						BALANCE LEDGER ASSETS, DEC. 31, 1941												
	\$	c.	c.	PREMIUMS, DUES, ETC.	INTEREST AND RENTS	PROFIT ON SALE OF ASSETS		TRANSFERS FROM OTHER FUNDS		ALL OTHER RECEIPTS		TOTAL	BENEFITS PAID	LOSS ON SALE OF ASSETS	TRANSFERS TO OTHER FUNDS		ALL OTHER DISBURSEMENTS	TOTAL										
						\$	c.	\$	c.	\$	c.				\$	c.			\$	c.	\$	c.						
Canadian Order of Chosen Friends.....	2,750,086	16		202,020	28	122,221	62	1,641	72	65	00	165	24	326,122	86	280,458	80			46,985	23	719	16	328,163	19	2,748,045	83	
Can. Order of Foresters.....	18,602	439	21	620,558	00	856,479	48	1,477,037	48	154	33	1,477,037	48	659,218	92	116,796	20			116,796	20			1,076,015	12	19,093,461	57	
Civil Service M.B. Society.....	1,358	455	57	23,238	80	22,864	78	192	90	1,023	42	79,592	43	43,402	00	1,417	10			16,116	72	688	55	14,729	99	279,174	39	
Ontario Com. Travellers.....	1,180,044	66		28,514	00	55,055	01					9,073	26	4,000	00					852	02			61,714	37	1,197,922	72	
Ont. Sec. School Teachers.....	70,463	59		38,308	05	16,372	45			84	17	45,946	80	24,482	26					5,066	30			29,548	56	24,884	83	
Sons of England.....	372,769	24		257,122	77	153,844	31	3,474	10			415,755	18	268,913	01	294,918	89							563,831	90	388,657	48	
Union St. Joseph du Canada.....	5,106,922	37																								4,958,845	65	
TOTALS.....	28,381,380	801	1,623,942	1,217,409	76	5,308	72	1,379	00	1,427	16	2,388,466	82	1,594,308	13	296,335	99	186,803	32	1,407	71	2,078,855	15	28,690,992	47			

SICKNESS FUND AND SICKNESS AND FUNERAL FUND

Canadian Order of Chosen Friends.....	208,935	57		21,680	46	9,435	12					31,124	58	32,659	71					8,231	04	271	88	41,162	63	198,897	52
Can. Order of Foresters.....	860,064	01		55,069	39	41,668	54					96,757	53	50,673	65									50,673	65	906,128	29
Sons of England.....	865	31		1,711	93	10	64					1,722	57	1,344	05					90	06			1,434	11	853	77
Union St. Joseph du Canada.....	410,862	73		43,660	00	16,471	24					60,131	24	36,587	90									42,392	07	428,601	07
TOTALS.....	1,480,427	62		122,130	78	67,585	54			189,716	32	121,265	31			8,321	10	6,076	88					135,663	29	1,534,480	65

FUNERAL FUND

Sons of England.....	28,235	20		25,537	26	1,182	57					29,478	92	27,665	00					2,043	15			29,708	15	28,005	97
----------------------	--------	----	--	--------	----	-------	----	--	--	--	--	--------	----	--------	----	--	--	--	--	-------	----	--	--	--------	----	--------	----

CHILD OR JUVENILE FUND

Canadian Order of Chosen Friends.....	29,334 37	6,523 36	1,416 43	13 62	7,953 41	935 34	4,297 24	5,237 05	32,050 73
Union St. Joseph tin Canada	66,101 82	18,187 89	2,411 07		20,599 56	10,277 01	1,314 00	11,591 01	75,110 37
TOTALS.....	95,436 19	24,711 25	3,828 10	13 62	28,552 97	11,212 35	5,611 24	16,828 06	107,161 10

PENSION AND BENEFIT FUND (Municipal Pension Fund Associations Only)

Hamilton Firemen's Fund.....	787,171 89	23,991 50	34,537 22	253 12	58,781 84	22,276 38	645 63	22,922 01	823,031 72
Hamilton Police Fund.....	716,901 81	22,537 74	34,878 25	1,184 08	61,980 53	7,206 96	1,859 13	9,187 53	769,694 81
London Police Fund.....	392,095 37	7,717 55	15,257 18	255 75	23,230 48	16,842 73	91 70	16,934 43	398,391 42
Ottawa Firemen's Fund.....	664,021 80	24,330 20	27,635 63	8,697 83	60,663 66	30,091 34	8,23 24	30,914 58	693,770 88
Ottawa Police Fund.....	584,565 76	31,443 68	24,384 28	205 50	56,033 46	15,200 90	396 22	15,597 12	625,002 10
Ottawa Superann. Fund.....	638,300 93	32,501 95	25,624 14	65,598 25	123,724 34	35,080 28	56 77	35,137 05	726,888 22
Stratford M.B. Society.....	137,479 32	3,610 56	5,841 09	3,422 00	12,873 65	2,267 59	168 00	2,435 59	147,917 38
Toronto Firemen's Fund.....	3,736,110 92	97,800 50	163,270 59	29,227 63	290,298 72	108,694 91	1,591 50	110,286 41	3,926,123 23
Toronto Police Fund.....	4,818,504 11	146,681 27	220,264 60	155,548 76	522,494 63	218,842 41	2,477 98	221,320 39	5,119,678 35
TOTALS.....	12,485,151 91	390,614 95	551,692 98	264,392 92	1,210,081 31	456,503 50	8,110 17	464,745 11	13,230,498 11

SPECIAL FUNDS

Canadian Order of Chosen Friends:									
Guarantee Fund.....	1,000 00	169 10	5 00		174 10		174 10	174 10	1,000 00
Sons of England.....	9,824 69	478 31	226 94		705 25	232 25	473 00	705 25	9,824 69
Supp. Lodge Exposé Fund.....	15,831 25	4,805 85	489 38		5,295 23		3,087 54	3,087 54	18,038 94
Wid.'s & Orph.'s Fund.....	1,821 80		50 81		50 81				1,872 61
Shakespeare Mem. Fund.....	441 75		12 34		12 34				454 09
Union St. Joseph du Can.:									
General Reserve Fund.....	38,782 15	3,507 71	1,589 10		5,096 87		2,414 17	2,414 17	41,464 85
Oeuvre du Centin.....	19 08	307 95	4 05		312 00	283 65		283 65	47 43
Collegial.....									
TOTALS.....	67,720 72	9,268 92	2,377 68		11,646 60	515 90	3,734 64	6,664 71	72,702 61

III
STATISTICAL TABLES

TABLE I. SUMMARY OF RESOURCES OF ONTARIO INCORPORATED PURELY MUTUAL FIRE INSURANCE CORPORATIONS
For Years 1909 to 1941 Inclusive

TABLE I (a)

YEAR	NUMBER OF COMPANIES	TOTAL ASSETS	TOTAL PREMIUM NOTE RESIDUE	TOTAL LIABILITIES (NOT INCLUDING UNEARNED PREMIUMS)	TOTAL RESOURCES [(1) + (2) - (3)]	TOTAL AMOUNT AT RISK	PERCENTAGE OF (4) TO (5)
		(1)	(2)	(3)	(4)	(5)	
1909.....	68	\$ 708,807	\$ 6,969,489	\$ 26,044	\$ 7,652,252	\$ 200,054,980	3.477
1910.....	69	718,331	7,306,805	17,767	8,007,370	231,991,755	3.452
1911.....	69	722,541	7,660,897	23,621	8,359,818	244,064,150	3.425
1912.....	69	797,853	7,916,593	20,344	8,694,102	255,573,925	3.402
1913.....	69	821,370	8,195,158	27,220	8,989,309	266,766,721	3.370
1914.....	70	913,623	8,504,624	37,275	9,380,972	276,865,090	3.388
1915.....	70	985,723	8,799,788	31,427	9,754,083	288,861,052	3.377
1916.....	70	1,011,982	9,199,125	48,152	10,162,954	302,138,372	3.364
1917.....	70	1,045,645	9,610,009	42,502	10,613,153	318,485,424	3.332
1918.....	71	1,078,900	10,307,517	58,519	11,327,898	341,798,832	3.314
1919.....	71	1,205,318	11,211,527	21,689	12,395,156	369,951,356	3.350
1920.....	72	1,435,113	12,490,585	22,833	13,902,865	409,858,342	3.392
1921.....	72	1,422,618	13,220,108	50,760	14,591,966	435,225,900	3.352
1922.....	73	1,293,125	13,839,242	78,713	15,053,654	456,407,520	3.298
1923.....	71	1,241,523	14,409,975	130,239	15,521,258	477,873,681	3.248

TABLE I (b)

YEAR	NUMBER OF COMPANIES	TOTAL ASSETS	TOTAL PREMIUM NOTE RESIDUE	TOTAL LIABILITIES (INCLUDING UNEARNED PREMIUMS)	TOTAL RESOURCES [(1) + (2) - (3)]	TOTAL AMOUNT AT RISK	PERCENTAGE OF (4) TO (5)
		(1)	(2)	(3)	(4)	(5)	
1924.....	71	\$ 1,267,312	\$ 14,971,606	\$ 475,991	\$ 15,762,927	\$ 499,206,380	3.158
1925.....	71	1,502,849	14,779,956	512,728	15,770,078	523,055,132	3.015
1926.....	71	2,079,732	14,698,117	582,475	16,195,374	547,940,887	2.955
1927.....	71	2,370,112	14,716,179	641,442	16,454,328	574,876,643	2.862
1928.....	71	2,632,060	15,069,017	659,532	17,041,545	599,257,271	2.844
1929.....	71	2,633,619	15,314,131	762,952	17,184,798	618,768,649	2.777
1930.....	71	2,488,528	15,693,998	890,213	17,292,312	640,749,385	2.699
1931.....	69	2,363,644	15,277,949	1,728,213	15,913,379	633,569,360	2.512
1932.....	68	2,120,818	13,734,583	1,464,259	14,391,141	575,471,506	2.501
1933.....	68	2,070,258	12,995,785	1,353,519	13,712,523	545,522,076	2.514
1934.....	68	2,258,500	12,878,332	1,130,493	14,006,339	528,164,772	2.652
1935.....	68	2,542,820	12,944,305	1,077,158	14,409,967	528,058,163	2.729
1936.....	67	3,007,257	13,147,840	1,080,808	15,074,289	534,697,818	2.819
1937.....	67	3,501,382	13,380,593	1,086,282	15,795,693	541,811,051	2.915
1938.....	67	3,981,933	13,323,581	1,109,982	16,195,532	552,060,551	2.934
1939.....	67	4,450,948	13,704,075	1,090,900	17,064,123	560,809,649	3.043
1940.....	67	4,910,304	14,035,486	1,098,777	17,847,012	570,351,641	3.129
1941.....	67	5,327,679	14,194,056	1,111,929	18,409,806	583,130,111	3.157

NOTE.—Beginning 1924, companies were required to set up in their annual statements, liability for unearned portions of cash payments paid three years in advance; beginning 1931, they were further required to set up liability for unearned portions of annual instalments of cash payments. Total liabilities reported increased accordingly.

TABLE II. SUMMARY OF NET RECEIPTS AND EXPENDITURES OF ONTARIO INCORPORATED PURELY MUTUAL FIRE INSURANCE CORPORATIONS

For Years 1906 to 1941 Inclusive

YEAR	GROSS PREMIUMS RECEIVED (INCLUDING ASSESSMENTS) (1)	RETURNED PREMIUMS, REBATES, REINSURANCE (2)	NET PREMIUMS RECEIVED (3)	NET LOSSES PAID (4)	COST OF MANAGEMENT (5)	PERCENTAGES	
						OF (4) TO (3)	OF (5) TO (3)
1906	\$ 452,584	\$ 11,976	\$ 440,608	\$ 359,980	\$ 85,602	81.7	19.4
1907	412,301	12,877	429,424	303,590	86,071	70.7	20.0
1908	476,861	13,881	462,980	373,068	91,123	80.6	19.7
1909	482,424	14,577	467,847	297,228	95,764	63.5	20.5
1910	509,707	15,379	494,328	408,242	101,346	82.6	20.5
1911	558,816	17,752	541,064	468,013	107,189	86.5	19.8
1912	587,337	16,870	570,467	408,215	113,040	71.6	19.8
1913	640,241	18,350	621,891	514,314	121,124	82.7	19.5
1914	623,814	19,720	604,094	434,191	115,923	71.9	19.2
1915	635,763	19,957	615,806	445,143	124,822	72.3	20.3
1916	673,029	23,623	649,406	534,733	132,656	82.3	20.4
1917	728,220	24,850	703,370	575,895	142,990	81.9	20.3
1918	790,796	30,340	760,456	628,764	149,383	82.7	19.6
1919	889,515	36,260	853,255	595,902	164,507	69.8	19.3
1920	1,016,651	54,693	961,958	605,163	183,306	62.9	19.1
1921	1,037,645	54,417	983,228	911,707	191,864	92.7	19.5
1922	1,050,740	55,065	995,675	1,020,528	203,004	102.5	20.4
1923	1,277,179	69,868	1,207,311	1,143,369	225,244	94.7	18.7
1924	1,398,243	75,379	1,322,864	1,059,985	230,976	80.1	17.5
1925	1,640,280	107,739	1,532,541	1,074,456	268,447	70.1	17.5
1926	1,802,780	164,259	1,638,521	818,128	272,997	49.9	16.7
1927	1,841,326	175,623	1,665,703	1,202,317	279,703	72.2	16.8
1928	1,904,142	243,778	1,660,364	1,209,343	313,043	72.8	18.8
1929	1,975,109	228,552	1,746,557	1,669,571	315,610	95.6	18.1
1930	2,090,620	217,364	1,873,256	1,836,030	324,365	98.0	17.3
1931	2,269,180	209,788	2,059,392	2,233,923	348,692	108.5	16.9
1932	2,163,400	162,965	2,000,435	1,805,753	318,974	90.3	15.9
1933	1,883,442	170,301	1,713,141	1,506,307	311,157	87.9	18.2
1934	1,840,492	166,784	1,673,708	1,098,108	305,139	65.6	17.9
1935	1,775,887	154,032	1,621,855	1,009,572	292,554	62.2	18.0
1936	1,793,487	149,811	1,643,676	917,834	296,616	55.8	18.0
1937	1,780,606	153,684	1,626,922	903,917	306,929	55.6	18.9
1938	1,784,359	156,666	1,627,693	968,424	308,564	59.5	19.0
1939	1,760,304	146,622	1,613,682	951,144	318,286	58.9	19.7
1940	1,776,005	180,536	1,595,469	939,186	330,900	58.9	20.7
1941	1,822,172	193,732	1,628,440	1,002,865	330,652	61.6	20.3
TOTALS	46,175,457	3,568,070	42,607,387	32,234,908	7,908,562	75.7	18.6
					Interest received, 1906-41	2,420,310	
					Management cost, less interest	5,488,252	12.9

TABLE III. SUMMARY OF COST OF INSURANCE PER ANNUM OF ONTARIO INCORPORATED PURELY MUTUAL FIRE INSURANCE CORPORATIONS
For Years 1901 to 1941 Inclusive

YEAR	NUMBER OF COMPANIES	AVERAGE OF TOTAL NET AMOUNTS AT RISK AT BEGINNING AND END OF YEAR (1)	TOTAL AMOUNT OF COST OF MANAGEMENT (2)	PER-CENTAGE OF (2) TO (1)	TOTAL AMOUNT OF NET INCURRED LOSSES (3)	PER-CENTAGE OF (3) TO (1)	COST OF \$100 OF INSURANCE DURING YEAR
1901.....	75	\$ 138,076,465	\$ 69,548	0504	\$ 194,621	.1410	cents 19.14
1902.....	74	146,980,152	71,022	0483	198,617	.1351	18.34
1903.....	73	155,683,540	74,380	0478	246,642	.1584	20.62
1904.....	72	165,166,306	78,316	0474	287,738	.1742	22.16
1905.....	70	174,886,165	79,575	0455	270,158	.1545	19.00
1906.....	69	185,032,502	85,602	0463	353,817	.1912	23.75
1907.....	69	195,597,672	86,071	0440	310,672	.1588	20.28
1908.....	69	205,576,399	91,123	0443	389,295	.1894	23.37
1909.....	68	215,076,143	95,764	0445	288,208	.1340	17.85
1910.....	69	226,023,368	101,346	0448	402,612	.1781	22.29
1911.....	69	238,027,953	107,179	0450	466,618	.1960	24.10
1912.....	69	249,819,037	112,708	0451	400,800	.1604	20.55
1913.....	69	261,170,322	121,416	0465	523,238	.2003	24.68
1914.....	70	271,815,905	115,923	0426	436,691	.1607	20.33
1915.....	70	282,863,071	124,383	0440	445,317	.1574	20.14
1916.....	70	295,499,712	132,656	0449	544,300	.1842	22.91
1917.....	70	310,311,898	142,990	0461	569,487	.1835	22.96
1918.....	71	330,142,128	149,383	0452	633,436	.1919	23.71
1919.....	71	355,875,094	164,467	0462	575,305	.1617	20.79
1920.....	72	389,904,849	183,165	0470	617,694	.1584	20.54
1921.....	72	422,542,120	191,864	0454	924,855	.2189	26.43
1922.....	73	445,816,709	203,004	0455	1,034,465	.2320	27.75
1923.....	71	467,190,600	225,244	0472	1,151,283	.2464	29.36
1924.....	71	488,540,030	230,976	0473	1,096,036	.2243	27.16
1925.....	71	511,130,756	261,447	0511	1,020,813	.1997	25.08
1926.....	71	535,498,009	272,997	0510	829,620	.1549	20.59
1927.....	71	561,408,765	280,380	0499	1,206,519	.2149	26.48
1928.....	71	587,066,957	313,043	0533	1,205,451	.2053	25.86
1929.....	71	609,012,960	315,610	0518	1,686,657	.2769	32.87
1930.....	71	629,759,017	324,365	0515	1,884,650	.2994	35.19
1931.....	69	637,159,373	341,092	0535	2,558,545	.4016	45.51
1932.....	68	604,520,433	318,974	0528	1,761,542	.2914	34.42
1933.....	68	560,496,791	311,157	0555	1,475,427	.2632	31.87
1934.....	68	536,843,424	305,139	0568	1,022,875	.1905	24.73
1935.....	68	528,111,467	292,554	0554	972,708	.1842	23.96
1936.....	67	531,377,990	296,616	0558	927,560	.1746	23.04
1937.....	67	538,254,434	306,929	0570	904,542	.1681	22.51
1938.....	67	546,935,801	308,564	0564	991,107	.1812	23.76
1939.....	67	556,435,100	318,286	.0572	929,615	.1671	22.43
1940.....	67	565,580,645	330,900	.0585	951,261	.1682	22.67
1941.....	67	576,740,876	330,652	0573	973,048	.1687	22.60

TABLE IV. LIFE INSURANCE—NET PREMIUM INCOME ON ONTARIO BUSINESS, 1941

NAME	NET ASSURANCE PREMIUMS				NET CONSIDERATION FOR ANNUITIES				TOTAL NET PREMIUM INCOME	
	ORDINARY	INDUSTRIAL	GROUP	TOTAL	ORDINARY	GROUP	TOTAL	TOTAL		
	\$	\$	\$	\$	\$	\$	\$	\$	\$	
JOINT STOCK										
Aetna	352,969		593,968	946,937	178	82,256	82,434	1,029,371		
Canada	4,449,643		568,267	5,017,910	1,228,431	988,053	1,616,484	6,634,394		
Commercial Life	51,069		286	51,355	373		373	51,728		
Confederation	273			273				273		
Continental Insurance	2,601,361		212,491	2,813,752	383,589	166,225	549,814	3,363,566		
Crown	620,885		569	621,454	28,044		28,044	649,498		
Dominion	1,523,734		2,033	1,525,767	162,008		162,008	1,687,775		
Dominion of Canada General	1,811,707		14,580	1,826,287	252,994	33,550	286,544	2,112,831		
Empire	189,594		1,122	190,716	42,612		233,328	426,048		
Equitable of Canada	452,050			452,050	46,361		46,361	498,411		
Excelsior	613,979	298		614,277	36,853		651,130	1,275,409		
Great West	725,032	58		725,090	95,163		820,253	1,545,343		
Imperial	1,422,061		86,797	1,508,858	220,377	63,893	284,270	4,299,665		
Liverpool & London & Globe	3,928,598		34,974	3,963,572	401,312	9,210	410,522	3,464,384		
Loyal Protective	3,018,888		412,775	3,431,663	204,493	153,049	357,542	3,789,212		
Managers	6,787,834	5,065,831		11,853,665				11,853,665		
Manulife & Citizens	4,488		73,233	77,721	164,154	18,388	182,542	3,629,238		
National of Canada	3,373,463		418,759	3,792,222	79,276		3,871,498	4,988,035		
Northern	258,716		44,759	303,475	9,659	751	10,410	313,885		
Occidental	128,020	169,472		297,492				297,492		
Royal	423,951		20,426	444,377	131,648		131,648	576,025		
Sauvageard	528,065		21,059	549,124	21,907	20,917	42,824	591,948		
Standard	140,602		4,017	144,619	1,658		1,658	146,277		
Travelers of Hartford	542,957		7,424	550,381	49,887		49,887	600,268		
Western	191,172			191,172				191,172		
Metropolitan	128,876		1,158,880	1,287,756	118,441		118,441	1,406,197		
New York	261,006		228,724	489,730	316,899	842,854	1,159,753	1,649,583		
Prudential of America	7,387,718			7,387,718	7,567		7,567	9,706,351		
Royal Canadian	732,222			732,222				970,034		
Standard	72,035			72,035				72,035		
Toronto Mutual	7,247,923	7,299,949	777,595	15,325,467	43,052	583,571	626,623	15,952,110		
Other	1,269,246		131,689	1,400,935	38,306	49,052	87,358	1,488,293		
Mutual Life of Canada	4,394,869	6,382,463		10,777,332				10,777,332		
North American	54,949	14,537		69,486				70,618		
Norwich Union Life	345,506	202,948		548,454	1,858		1,858	347,364		
TOTALS	74,983			75,021				75,021		
TOTALS FOR 1940	8,293,252	19,135,278	4,566,469	22,995,000	5,074,504	2,627,655	7,702,159	29,697,159		
	2,404,420	19,025,189	4,062,406	25,491,995	5,095,331	2,492,216	7,587,547	32,079,542		
	395			395				395		

*For fiscal year ending November 15, 1941. †Licensed in Ontario, June 19, 1941.

TABLE V. LIFE INSURANCE—NET DISBURSEMENTS TO POLICYHOLDERS IN ONTARIO, 1941

		ASSURANCE CONTRACTS LESS REINSURANCE CEDED						
		ORDINARY						
NAME		DEATH CLAIMS	MATURED ENDOWMENTS	SURRENDER VALUES	DISABILITY CLAIMS	DIVIDENDS	TOTAL	
		\$	\$	\$	\$	\$	\$	
JOINT STOCK								
Aetna.....		107,655	68,149	131,428	5,690	9,348	322,270	
Canada.....		1,632,000	502,673	1,041,686	40,136	577,801	3,794,296	
Commercial Life.....	5		2,000	4,512		1,330	7,856	
Confederation.....		819,160	460,808	395,843	29,314	476,535	2,181,660	
Continental Insurance.....		119,545	95,397	92,724	480	38,992	347,138	
Crown.....		320,109	70,715	255,490	7,460	105,042	758,816	
Dominion.....		392,392	238,034	393,658	36,606	264,498	1,325,188	
Dominion of Canada General.....		25,686	4,000	18,675	240		48,601	
Eaton, T.....		76,955	109,673	72,433	160	14,809	274,030	
Empire.....		289,655	39,455	106,892	8,764	8,689	453,455	
Equitable of Canada.....		178,049	138,266	138,266	11,364	7,644	523,832	
Excelsior.....		285,770	101,796	336,543	5,238	117,326	846,673	
Great West.....		1,058,312	404,896	935,830	64,113	5,003,399	3,003,399	
Imperial.....	95	807,443	410,804	635,086	25,834	443,089	2,322,256	
Liverpool & London & Globe.....				361			456	
London.....		1,162,257	541,182	1,035,547	69,146	1,035,430	3,843,562	
Loyal Protective.....	500			32			782	
Manufacturers.....		753,050	328,564	764,099	29,366	391,356	2,266,435	
Monarch.....		55,035	24,673	64,561	1,280	26,202	171,751	
Montreal.....		37,257	79,269	18,388	1,300	11,511	147,725	
Mutual Life & Citizens.....		14,542	12,498	10,910		45,152	83,102	
National of Canada.....		120,480	35,605	79,565	2,279	28,807	266,736	
Northern.....		43,437	4,310	115,171		55,297	320,565	
Occidental.....		25,536	1,000	4,589	570	649	32,344	
Prudential of England.....		57,872	3,544	33,906	230	8,771	104,323	
Royal.....		133,777	13,372	19,601		4,485	171,235	
Sauvagarde.....		12,000	16,206	16,206	1,820	7,403	55,779	
Sovereign.....		25,950	9,500	30,995		10,845	77,900	
Sun.....		1,586,728	902,843	1,680,270	137,016	1,245,734	5,552,591	
Travelers of Hartford.....		528,421	87,698	221,229	31,794	200	869,342	
Western.....		2,550	1,000	1,830	150	661	6,191	
MUTUAL								
Metropolitan.....		1,556,989	668,871	1,130,470	54,884	963,288	4,374,502	
New York.....		507,456	70,103	258,689	91,179	243,052	1,179,479	
Prudential of America.....		786,978	307,431	649,588	70,380	442,665	2,257,042	
Royal Guardians.....		9,786	3,500	6,256	200	128	30,370	
Standard*.....		213,689	33,494	57,386		27,924	332,493	
Toronto Mutual.....		31,613	25,703	20,096		6,058	83,470	
OTHER								
Mutual Life of Canada.....		1,970,312	1,097,207	1,512,621	60,463	1,691,209	6,331,812	
North American.....		508,770	232,024	479,356	8,024	365,126	1,593,300	
Norwich Union Life.....								
TOTALS.....		16,333,539	7,220,967	12,771,288	800,400	9,217,563	46,343,757	
TOTALS FOR 1940.....		16,518,413	7,416,390	15,294,020	786,081	10,362,074	50,376,978	

*For fiscal year ending November 15, 1941. †Licensed in Ontario, June 19, 1941.

TABLE 1. LIFE INSURANCE—LIFE INSURANCE POLICYHOLDERS IN ONTARIO, 1941 (Cont'd)

NAME	ASSURANCE CONTRACTS LESS REINSURANCE CEDED (cont'd)											TOTAL PAYMENTS, ASSURANCE CONTRACTS
	INDUSTRIAL					GROUP						
	DEATH CLAIMS	MATURED ENDOWMENTS	SURRENDER VALUES	DISABILITY CLAIMS	DIVIDENDS	TOTAL	DEATH CLAIMS	SURRENDER VALUES	DISABILITY CLAIMS	DIVIDENDS	TOTAL	
	\$	\$	\$	\$	\$	\$	\$	\$	\$	\$	\$	\$
JOINT STOCK												
Aetna.....	398,023	81,650	479,073
Canada.....	348,719	33,733	383,726
Commercial Life.....	1,274
Confederation.....	118,252	6,902	125,154
Continental Insurance.....
Crown.....
Dominion.....	7,500	648	8,148
Dominion of Canada General.....
Eaton, T.....
Empire.....
Equitable of Canada.....
Excelsior.....	271
Great West.....
Imperial.....
Liverpool & London & Globe.....
London.....	511,137	1,100,758	5,245	543,871	2,384,083	203,275	10,256	38,160	251,691
Loyal Protective.....
Manufacturers.....	29,304	5,814	35,118
Monarch.....
Montreal.....
Mutual Life & Citizens.....	19,693	17,666	68	114,890	170
National of Canada.....
Northern.....
Occidental.....
Prudential of England.....
Royal.....
Sauvegarde.....
Sovereign.....
Travelers of Hartford.....
Western.....
MUTUAL												
Metropolitan.....	906,011	1,733,199	1,666,939	7,822	1,041,440	5,355,411	387,305	32,789	194,401	614,495	10,344,408
New York.....	1,170,470
Prudential of America.....	900,992	547,109	1,679,400	20,949	742,111	3,890,561	114,404	107,060	6,251,463
Royal Guardians.....	1,988	1,323	4,080	53	7,444	37,814
Standard*.....	352,493
Toronto Mutual.....	14,772	19,382	315	1,945	36,414	119,884
OTHER												
Mutual Life of Canada.....
North American.....
Norwich Union Life.....
TOTALS FOR 1940.....	2,354,864	2,582,166	4,488,225	34,399	2,329,420	11,789,074	2,583,825	3,817	264,728	331,239	3,183,609	61,316,440
TOTALS FOR 1941.....	2,315,236	2,767,742	5,711,357	45,594	2,581,763	13,421,692	2,239,632	4,400	292,194	262,088	2,798,314	66,596,984

*For fiscal year ending November 15, 1941. †Licensed in Ontario, June 19, 1941.

TABLE V. LIFE INSURANCE—NET DISBURSEMENTS TO POLICYHOLDERS IN ONTARIO, 1941 (Concl'd)

NAME	ANNUITY CONTRACTS LESS REINSURANCE CEDED										TOTAL DISBURSEMENTS IN RESPECT OF ALL CONTRACTS											
	ORDINARY					GROUP																
	PAYMENTS TO ANNUITANTS	SUR-RENDER VALUES	DEATH BENEFITS	DISABILITY CLAIMS	DIVIDENDS	TOTAL	PAYMENTS TO ANNUITANTS	SUR-RENDER VALUES	DEATH BENEFITS	DISABILITY CLAIMS		TOTAL										
JOINT STOCK																						
Aetna	\$ 2,927				\$ 0	\$ 2,926					\$ 4,192				\$ 4,192							\$ 809,071
Canada	340,045	162,799	160,129	2,694	21,096	686,763	204				9,793	32,308	1,400		43,501							4,908,286
Commercial Life																						8,060
Confederation	84,210	62,881	35,219	460	6,323	189,093					20,621	22,971			43,592							2,539,499
Continental Insurance	19,630	9,239				28,869																376,007
Crown	8,006	3,666	2,086	120	958	14,836									772							773,652
Dominion	20,005	28,372	2,126		2,650	59,153						456	316									1,393,261
Dominion of Canada	6,045	87	1,458	252		7,842																56,443
Eaton, T.	303	347			274	924																274,954
Empire	10,551	2,298	1,030			13,879																467,334
Equitable of Canada	14,264	681			71	15,016																538,848
Excelsior	14,004	22,748	926		1,585	39,263																886,207
Great West	37,051	47,965	15,565		1,838	102,419																3,162,024
Imperial	19,596	56,006	13,572	684	10,864	100,722																2,449,086
Liverpool & London & Globe																						456
London	47,241	31,073	26,169	485	14,593	119,561																6,636,126
Loyal Protective																						782
Manufacturers	78,739	49,470	25,453		13	153,662																2,455,240
Monarch	4,223	208	1,049		38	5,493																177,244
Montreal	2,048					2,086																177,846
Mutual Life & Citizens																						197,992
National of Canada	31,013	5,674	14,078			50,765																50,765
Northern	4,213	937			200	5,350																12,786
Occidental	316					316																37,160
Prudential of England	33,521	2,495				35,916																145,239
Royal																						171,285
Sauvagarde	240					240																56,019
Sovereign	13,666	7,492	8,009		605	29,772																107,672
Sun	240,504	20,913	102,215		2,477	372,109																6,819,477
Travelers of Hartford	13,439	156				13,595																1,002,264
Western																						6,191
MUTUAL																						
Metropolitan	15,517	17,340	72		543	33,472																150,640
New York	12,203	3,130			289	15,622																1,186,101
Prudential of America	9,937	8,996			164	19,097																6,275,306
Royal Guardians	111					111																111
Standard																						37,925
Toronto Mutual	2,527					2,527																2,527
OTHER																						
Mutual Life of Canada	89,900	69,245	28,441	590	28,644	216,820																6,681,731
North American	104,206	100,565	38,943		31,726	275,440																1,884,008
Norwich Union Life																						
TOTALS	1,292,405	714,683	476,540	5,285	124,960	2,613,873	410				178,472	173,679	11,304		387,695							64,318,418
TOTALS FOR 1940	1,173,187	801,687	128,002	6,076	119,603	2,238,555	410				151,129	116,992	6,615		297,990							69,123,939

See final annual statement for 1941 filed in Toronto, June 10, 1941.

TABLE VI. LIFE INSURANCE.—EXHIBIT OF POLICIES IN ONTARIO, 1941

NAME	GROSS IN FORCE AT END OF 1940			NEW ISSUED			ALL OTHER ADDITIONS			DEDUCTIONS		
	No.	AMOUNT \$	No.	AMOUNT \$	No.	AMOUNT \$	No.	AMOUNT \$	CEASED BY DEATH		CEASED BY MATURITY	
									No.	AMOUNT	No.	AMOUNT
JOINT STOCK												
Actna.....	3,879	84,275,516	378	9,047,618	28	46,437,514	55	600,495	20	68,686		
Canada.....	57,142	238,640,250	4,558	14,278,513	320	25,155,389	570	2,651,382	319	519,842		
Commercial Life.....	1,071	1,350,451	2,270	7,119,339	234	363,676	2	3,500	2	2,000		
Confederation.....	45,417	119,926,368	4,403	10,299,973	157	7,091,190	361	1,078,725	366	442,161		
Continental.....	23,465	21,616,656	1,694	2,795,004	119	207,203	77	151,784	68	80,570		
Crown.....	13,311	51,843,333	3,166	6,892,087	336	532,887	127	404,440	69	82,210		
Dominion.....	27,012	68,929,137	2,133	5,228,585	54	847,625	169	562,130	163	251,213		
Dominion of Canada General.....	7,274	8,348,909	641	1,116,134	38	75,951	20	47,787	6	5,000		
Eaton, T.....	15,572	16,611,404	1,604	1,383,087	24	54,336	27	64,065	71	125,673		
Empire.....	12,547	27,253,612	1,988	2,531,025	73	154,322	254	286,130	25	38,455		
Equitable of Canada.....	24,020	40,051,673	1,188	1,521,897	41	152,897	86	215,232	71	226,654		
Excelsior.....	61,831	50,347,170	3,771	5,937,655	856	12,121,042	149	286,189	118	104,421		
Great West.....	40,932	143,346,850	3,744	8,910,213	263	3,748,671	417	1,150,422	236	404,889		
Imperial.....	19	104,308,972	3,291	8,380,747	682	3,749,213	278	887,818	193	446,525		
Liverpool & London & Globe.....	404,663	454,664,334	53,847	73,050,885	3,706	19,652,468	2,384	2,137,911	2,108	790,781		
Loyal Protective.....	85	93,327	22	29,000	1	507		500				
Manufacturers.....	51,698	119,747,081	4,663	9,962,870	404	1,502,886	342	827,436	217	320,101		
Monarch.....	8,807	15,538,675	1,198	2,213,942	84	239,047	30	56,446	21	27,673		
Montreal.....	4,846	10,333,048	1,437	2,295,101	357	450,002	30	73,808	30	88,783		
Mutual Life & Citizens.....	21,954	7,641,526	954	2,218,049	1,338	463,849	138	34,205	478	98,948		
National of Canada.....	7,026	19,127,402	1,032	2,621,318	331	1,294,887	50	152,767	25	40,905		
Northern.....	9,847	21,272,340	1,378	2,723,344	670	1,274,216	23	143,317	40	41,787		
Occidental.....	1,378	6,919,861	289	2,723,344	157	584,958	23	408,075	4	1,000		
Prudential of England.....	7,938	16,009,931	1,518	3,191,232	157	584,958	23	408,075	4	1,000		
Royal.....	1,950	7,778,384	92	204,359	24	60,202	22	124,421	6	9,987		
Sauvegarde.....	2,674	3,970,397	561	697,550	108	133,866	16	36,500	6	14,000		
Sovereign.....	5,755	8,981,740	1,488	2,283,222	128	194,150	20	35,280	1	9,500		
Sun.....	89,169	319,609,325	5,536	18,957,189	1,159	25,281,010	592	2,253,745	475	880,960		
Travelers of Hartford.....	7,689	46,076,111	733	2,029,371	9	7,496,048	74	430,930	31	78,550		
Western.....	1,367	2,158,198	696	1,009,129	2	18,726	6	11,500	1	1,000		
MUTUAL												
Metropolitan.....	898,403	476,677,147	93,554	53,045,939	11,830	37,371,295	6,126	2,804,329	13,897	2,660,255		
New York.....	17,626	39,998,402	560	694,100	157	332,877	189	561,544	52	70,130		
Prudential of America.....	706,889	296,888,034	77,403	36,318,145	1,348	5,699,435	4,718	1,743,689	3,157	794,487		
Royal Guardians.....	5,097	2,509,508	421	235,696	83	31,416	23	10,974	31	4,161		
Standard*.....	13,116,192	13,116,192	299	761,096	17	91,188	59	242,606	18	36,512		
Toronto Mutual.....	22,027	8,024,340	5,713	2,096,100	2,483	652,666	82	50,466	42	25,703		
OTHER												
Mutual Life of Canada.....	114,256	298,415,158	8,870	22,273,473	1,214	10,002,977	791	2,240,536	615	1,058,122		
North American.....	35,952	89,325,815	3,657	8,709,827	553	1,927,494	241	619,913	151	218,941		
Norwich Union Life.....	1	2,208	1	6,000								
TOTALS.....	2,829,514	3,251,589,742	296,652	329,995,138	29,550	206,622,270	18,645	23,190,205	23,140	10,084,127		
TOTALS FOR 1940.....			271,718	276,659,803	31,003	143,851,702	17,883	23,688,146	25,503	10,639,136		

*For fiscal year ending November 15, 1941. Licensed in Ontario, June 19, 1941.

TABLE VI. LIFE INSURANCE—EXHIBIT OF POLICIES IN ONTARIO, 1941 (Concl'd)

NAME	DEDUCTIONS (Concl'd)			GROSS IN FORCE AT END OF 1941			REINSURANCE		
	CEASED BY SURRENDER			ALL OTHER DEDUCTIONS			AMOUNT		
	No.	AMOUNT		No.	AMOUNT	No.	AMOUNT	No.	AMOUNT
JOINT STOCK									
Aetna.....	79	\$ 322,291		179	\$ 40,818,412	3,847	\$ 97,637,461	13	\$ 2,272,750
Canada.....	1,336	3,938,842		39	22,021,522	58,579	246,107,402		20,979,421
Commercial Life.....	4	10,676			46,507	2,485	3,006,563		
Commercial Union.....						14	40,253		
Confederation.....	1,292	2,387,576		493	6,268,486	46,551	125,293,192		10,285,309
Crown.....	262	443,336		1	19,674	13,554	23,008,984		1,325,343
Dominion.....	523	1,211,173		10	2,224,672	24,883	57,132,998		3,315,863
Dominion of Canada General.....	689	1,438,192		188	1,104,281	28,207	70,309,441		5,961,814
Edison, T.....	67	89,463		17	102,932	4,695	9,055,182	442	1,742,694
Empire.....	180	408,472		23	84,550	7,734	17,315,352		2,233,679
Excelsior.....	225	312,510		15	133,219	16,240	23,968,728	84	447,417
Excelsior of Canada.....	252	484,495		14	251,681	13,068	31,079,783		2,805,518
Great West.....	618	1,196,812		650	1,852,624	25,352	53,609,510		2,991,896
Imperial.....	1,850	3,327,251		14	2,123,326	62,718	148,268,205		2,803,906
Imperial & London & Globe.....	872	2,286,009		537	2,540,224	42,418	108,974,778		5,505,429
London.....	21,879	11,231,601		2,880	17,097,548	23	40,513		8,571,915
Loyal Protective.....	1	1,000		3,234	17,097,548	483,043	502,942,226		2,035,839
Manufacturers.....	1,237	2,372,234		12	11,000	94	109,946		599,009
Monarch.....	179	289,752		289	2,280,718	53,874	123,822,263		941,554
National Life & Citizens.....	66	131,785		9	569,756	9,517	16,931,899		9,170
National of Canada.....	354	1,379,889		98	1,203,948	5,542	11,557,337	2	2,395,128
Northern.....	162	320,332		28	481,374	20,647	7,289,948		1,219,496
Occidental.....	16	324,756		232	1,008,480	7,368	20,265,220		147,289
Prudential of England.....	226	46,500		30	903,278	10,252	22,550,419		149,616
Royal.....	35	528,419		27	652,890	1,499	9,187,807		726,628
Sauvegarde.....	68	162,580		30	794,492	8,914	18,054,647		266,272
Sovereign.....	79	91,725		57	256,845	1,997	7,669,848		153,672
Sun.....	2,462	1,306,605		4	781,612	3,007	4,330,629		1,500
Travelers of Hartford.....	136	6,292,379		790	19,235,121	90,653	333,405,222	43	4,375,893
Western.....	5	867,627		43	4,463,244	7,769	49,076,238	31	157,000
		10,148		395	590,539	1,592	2,260,935		
MUTUAL									
Metropolitan.....	30,631	10,082,871		16,686	6,757,375	925,219	518,007,271	3	32,778
New York.....	261	547,561		277	262,900	17,410	39,217,688	12	82,500
Prudential of America.....	31,472	9,139,061		8,439	3,135,543	731,490	318,145,248	2	54,800
Royal Guardians.....	143	60,025		127	101,609	5,115	2,546,556	3	7,500
Standard.....	54	133,967		1	281,472	4,876	13,253,640		24,660
Toronto Mutual.....	1,150	325,362		1	1,341,078	24,623	9,022,673	10	21,000
OTHER									
Mutual Life of Canada.....	2,087	4,663,848		744	8,117,506	118,641	311,774,505		22,077,196
North American.....	841	1,627,202		332	1,679,667	37,761	93,066,077		4,456,419
Norwich Union Life.....							8,208		
TOTALS.....	101,692	67,320,907		34,299	169,768,547	2,928,007	3,459,787,079		111,177,073
TOTALS FOR 1940.....	128,348	80,392,761		41,714	127,647,401	2,829,575	3,252,147,913		107,366,572

*For fiscal year ending November 15, 1941. †Licensed in Ontario, June 19, 1941.

TABLE VII. FRATERNAL SOCIETIES—PREMIUM INCOME (INCLUDING DUES) AND DISBURSEMENTS IN ONTARIO, 1941

SOCIETIES	PREMIUMS (INCLUDING DUES)					DISBURSEMENTS (EXCLUDING EXPENSE)					
	MORTUARY FUND	SICK, ACCIDENT AND FUNERAL FUNDS	JUVENILE FUND	GENERAL (EXPENSE) FUND	OTHER FUNDS	TOTAL	MORTUARY FUND	SICK, ACCIDENT AND FUNERAL FUNDS	JUVENILE FUND	OTHER FUNDS	TOTAL
	\$	\$	\$	\$	\$	\$	\$	\$	\$	\$	\$
Aid Association for Lutherans.....	28,970	114	2,294	9,927	41,305	8,522	75	535	9,132
Alliance Nationale.....	4,074	625	163	1,421	6,283	3,101	934	25	4,060
Artisans, La Societe des Can.-Francais.....	17,458	2,728	475	5,192	25,853	41,766	3,374	68	45,200
Associated Canadian Travellers†.....	1,079	984	2,063	494	494
Canadian Order of Chosen Friends.....	164,859	14,710	5,015	1,734	186,318	245,930	22,190	511	268,631
Canadian Order of Foresters.....	297,768	21,984	21,592	21,592	341,344	522,609	19,560	542,169
Canadian Woodmen of the World.....	34,445	2,658	438	20,130	57,671	95,175	3,514	98	98,787
Catholic Mutual Benefit Ass'n.....	19,342	123	1,800	1,800	21,265	48,840	1,12	48,852
Catholic Order of Foresters.....	46,769	1,012	16,227	28	64,036	95,385	13,743	173	95,558
Civil Service Mutual Benefit Society.....	22,240	22,240	126,926	126,926
Commercial Travellers of Canada.....	85,142	29,174	114,316	16,790	19,848	12,407	136,363
Commercial Travellers Mutual Acc. Ass'n.....	28,231	22,158	4,438	9,525	66,856	3,169	1,670	38,678
Croatian Fraternal Union of America.....	5,477	545	815	232	7,069	73,592	73,592
First Catholic Lodge of British America.....	82,178	23,991	106,169	22,276	22,276	128,445
Grand Orange Lodge of British America.....	22,136	22,136	774,055	21,081	580	795,716
Hamilton Foremen's Benefit Fund.....	434,776	27,781	3,141	465,698	3,879	1,095	470,674
Independent Order of Foresters.....	1,143	1,108	19	1,609	3,879	1,847	246	5,972
Italo-Canadians, Order of.....	3,383	2,203	4,671	118	10,261	10,261	2,035	12,296
Knights of Columbus.....	31,125	15,053	7,718	54,916	16,843	71,759
London Police Benefit Ass'n.....	1,009	1,009
Lutheran Brotherhood.....	4,160	11	747	4,918	61,015	2,994	68,923
Maccabees.....	42,556	2,745	5,027	18,754	697	69,779	9,761	1,510	660	72,756
Ministers' Life and Casualty Union.....	12,747	13,506	6,438	32,691	1,000	11,202	43,893
National Fraternal Society of the Deaf.....	2,133	596	425	97	3,251	38,488	580	42,309
Ontario Commercial Travellers Ass'n*.....	19,184	19,184	4,000	23,184
Ontario Secondary School Teachers.....	8,520	24,330	32,850	30,091	40,091
Ottawa Foremen's Super. & Benefit Fund.....	31,443	31,443	15,201	46,644
Ottawa Police Benefit Fund.....	32,502	32,502	35,080	67,582
Ottawa Superannuation Fund.....	21,132	6	2,000	33	23,171	16,399	39,570
Royal Arcanum.....	436	194	137	44	771	210	571	232	1,003
Slovene National Benefit Society.....	21,473	21,551	700	5,439	4,090	52,553	21,280	23,745	50	77,578
Sons of England, Benefit Society.....	44,557	470	19,374	65,101	75,207	485	140,793
Sons of Scotland, Benevolent Ass'n.....
Stratford Municipal Benefit Fund.....
Toronto Foremen's Benefit Fund.....
Toronto Police Benefit Fund.....
Ukrainian National Ass'n.....	8,660	415	1,865	5,231	104	16,275	16,275
United Commercial Travellers of America.....	64,112	7,054	4,283	28,481	938	104,868	78,978	5,998	2,066	131,910
United Commercial Travellers of America.....	6,556	12,969	1,448	4,359	947	18,275	880	7,747	320	27,230
Women's Benefit Ass'n.....	3,927	1,803	1,707	219	9,940	1,100	470	3	11,513
Workmen's Circle.....	2,218	2,218	1,852	4,070
TOTALS.....	1,568,059	158,796	31,074	205,990	429,457	2,393,376	2,391,284	149,011	7,756	471,295	3,019,346

*Fiscal year ended October 31. †Licensed in Ontario, May 23, 1941. ‡Fiscal year ended November 30.

TABLE VIII. FRATERNAL SOCIETIES—EXHIBIT OF MORTUARY CERTIFICATES (ADULT) IN ONTARIO, 1941

SOCIETIES	IN FORCE JANUARY 1		INCREASES			DECREASES			IN FORCE DECEMBER 31
	\$		NEW ISSUED	OTHER INCREASES	BY DEATH AND MATURITY	BY LAPSE AND SURRENDER	OTHER DECREASES	\$	
Aid Association for Lutherans.....	1,113,998		24,000	24,307	1,500	30,124	30,954	1,329,727	
Alliance Nationale.....	196,340		33,500	5,500	3,500	11,350	2,700	217,790	
Artisans, La Société des Canadiens-Français.....	1,090,682		65,250	98,489	25,749	39,532	26,344	1,162,796	
Associated Canadian Travellers†.....	5,084,043		488,700	38,672	187,757	300,637	35,347	5,087,674	
Canadian Order of Chosen Friends.....	15,172,404		781,500	6,000	496,239	58,621	58,621	14,892,277	
Canadian Order of Foresters.....	2,852,987		166,750	27,101	85,018	104,311	7,307	2,550,202	
Canadian Women of the World.....	877,891		40,900	45,983	45,831	4,296	2,416	841,031	
Catholic Mutual Benefit Ass'n.....	3,229,235		55,000	32,054	72,889	130,029	20,804	3,073,867	
Catholic Order of Foresters.....	1,080,811		5,840	780	11,850	12,000	1,111,711	
Civil Service Mutual Benefit Society.....	82,660		5,840	1,740	1,740	4,010	82,550	
Commercial Travellers of Canada†.....	1,374,300		246,000	38,800	8,100	43,600	21,500	1,585,900	
Croatian Fraternal Union of America.....	299,000		23,500	2,508	11,000	311,000	
First Catholic Slovak Union of America.....	2,827,736		234,550	16,668	49,988	37,414	1,196	2,990,356	
Grand Orange Lodge of British America.....	20,345,034		671,000	1,126,914	539,140	1,798,334	158,416	19,647,058	
Independent Order of Foresters.....	53,242		2,700	36	8,62	200	47,616	
Italo-Canadians, Order of.....	232,111		22,500	4,465	1,500	37,611	570	219,395	
Jewish National Workers' Alliance.....	1,972,689		126,000	60,680	12,639	131,000	45,300	1,970,400	
Knights of Columbus.....	163,270		400	2,490	6,500	260	159,400	
Lutheran Brotherhood.....	2,443,686		165,046	115,540	55,843	295,561	34,588	2,343,280	
Maccabees.....	458,500		14,250	8,500	1,000	1,500	5,000	528,500	
Ministers' Life & Casualty Union.....	1,492,540		58,135	4,500	36,436	3,500	1,504	1,572,786	
National Fraternal Society of the Deaf.....	140,764		5,000	42,742	147,700	
Ontario Commercial Travellers Ass'n*.....	1,006,000		71,000	11,084	17,000	53,000	62,000	987,000	
Ontario Secondary School Teachers' Royal Arcanum.....	787,679		4,000	1,100	1,000	2,100	2,500	797,263	
Slovene National Benefit Society.....	45,900		36,500	2,100	25,018	12,400	46,900	
Sons of England Benefit Society.....	628,228		148,750	42,013	63,953	7,777	890	628,464	
Sons of Scotland Benevolent Ass'n.....	2,795,011		123,000	30,228	68,500	312,098	17,247	2,814,549	
Ukrainian National Ass'n.....	315,508		664,200	1,800	1,100	4,200	300	308,508	
Union St. Joseph du Canada.....	3,970,594		11,500	4,267,177	
Women's Benefit Ass'n.....	294,152		1,500	1,800	1,100	4,200	287,769	
Workmen's Circle.....	96,700		1,500	1,800	1,100	4,200	300	94,400	
TOTALS.....	72,123,395		4,633,971	1,826,244	1,835,194	4,195,929	543,440	72,009,047	

*Fiscal year ended October 31. †Licensed in Ontario, May 23, 1941. ‡Fiscal year ended November 30.

TABLE VIII (A)—FRATERNAL SOCIETIES—EXHIBIT OF MORTUARY CERTIFICATES (JUVENILE) IN ONTARIO, 1941

SOCIETIES	AT END OF 1940	ADDITIONS		DEDUCTIONS		AT END OF 1941
		NEW ISSUED	OTHER	CEASED BY DEATH AND MATURITY	CEASED BY LAISE AND SURRENDER	
Aid Association for Lutherans.....	\$ 122,833	28,750	\$ 1,500	\$ 3,500	\$ 138,058
Alliance Nationale.....	15,680	11,050	24,230
Artisans, La Societe des Canadiens-Francais.....	40,209	12,351	11,964	60,067
Canadian Order of Chosen Friends.....	210,700	159,400	3,100	258	500	3,699
Canadian Woodmen of the World.....	31,554	8,250	250	1,800
Catholic Order of Foresters.....	312,200	81,800	3,300	58	3,500	35,770
Croatian Fraternal Union of America.....	398,318	67,698	62,846	21,200	336,460
First Catholic Slovak Union.....	145,435	8,710	52,900	37,568	19,771	470,733
Independent Order of Foresters.....	158,100	93,800	24,900	10,195	184,750
Isles-Canadiens Order of Foresters.....	83	89,217	12,000
Lutheran Brotherhood.....	2,160	4,840	644
Macees.....	416,526	61,000	46,968	1,000	6,000
Royal Avadium.....	2,000	500	99,510	111,713
Slovene National Benefit Society.....	27,500	1,000	1,000	6,000
Sons of Scotland Benevolent Ass'n.....	47,379	6,750	21,500
Ukrainian National Ass'n.....	54,320	57,864	340	250	6,260	47,959
Union St. Joseph du Canada.....	774,577	409,550	37,786	28,733	1,212,337
Women's Benefit Ass'n.....	65,054	7,725	15,225	4,510	198,635	985,382
TOTALS.....	2,824,098	1,011,698	265,919	43,677	566,516	3,398,896

TABLE IX. FRATERNAL SOCIETIES EXHIBIT OF CERTIFICATES (OTHER THAN MORTUARY) IN ONTARIO, 1941

SOCIETIES	NUMBER AT END OF 1940	NUMBER NEW ISSUED	NUMBER REVIVED	TERMINATED BY DEATH	TERMINATED BY LAPSE	TERMINATED BY EXPIRY	OTHER DEDUCTIONS	NUMBER AT END OF 1941
Mid Association for Lutherans.....	268	41	4	12	301
Alliance Nationale.....	107	13	3	6	104
Artisans, Les Societes des Canadiens-Francais.....	551	29	53	13	26	587
Associated Canadian Travellers.....	146	6	137
Canadian Order of Clowns.....	1,310	217	20	37	173	1,337
Canadian Order of Foresters.....	6,296	94	18	120	201	6,087
Canadian Woodmen of the World.....	485	117	1	5	52	544
Commercial Travellers Mutual Ass'n.....	1,538	149	60	138	15	1,579
Catholic Mutual Benefit Ass'n.....	14	14
Independent Order of Foresters.....	5,219	87	216	20	592	4,910
Italo-Canadians, Order of.....	188	11	17	182
Jewish National Workers' Alliance.....	573	73	163	483
Klaccabees.....	837	53	4	4	41	848
Ministers' Life and Casualty Union.....	1,058	73	7	7	44	1,085
Slovene National Benefit Society.....	55	6	2	1	2	60
Sons of England Benefit Society.....	8,937	312	185	679	8,385
Sons of Scotland Benevolent Ass'n.....	97	1	2	95
Union St. Joseph du Canada.....	1,461	65	324	33	112	1,401
United Commercial Travelers of America.....	1,405	240	41	9	112	1,255
Workmen's Circle.....	305	3	35	6	14	321
TOTALS	30,404	1,719	497	444	2,235	19	207	29,715

†Licensed in Ontario, May 23, 1941. ‡Includes 23 certificates transferred from other provinces.

TABLE X. FIRE PREMIUMS AND LOSSES IN ONTARIO, 1941

COMPANIES	NET PREMIUMS WRITTEN	NET PREMIUMS EARNED	NET LOSSES INCURRED	RATIO NET LOSSES INCURRED TO NET PREMIUMS EARNED
	\$	\$	\$	%
JOINT STOCK				
Acadia	53,859	46,798	15,545	33.22
Aetna Insurance	260,223	199,364	66,787	33.50
Agricultural	56,266	40,056	9,169	22.89
Alliance Assurance	120,936	101,749	48,357	47.53
Alliance Insurance	93,668	76,649	9,632	12.57
American Alliance	19,420	15,906	5,386	33.86
American Central	21,606	19,454	6,765	34.77
American Equitable	80,970	72,028	24,630	34.19
American Home Fire	30,302	33,340	11,696	35.08
American Insurance	40,949	29,796	2,103	7.06
Anglo-Scottish	43,930	38,965	12,767	32.77
Atlas	149,393	130,408	78,064	59.86
Automobile Insurance	728	499
Baliose	37,201	38,238	17,276	45.18
Bankers & Shippers	35,178	31,925	20,437	64.02
Beaver Fire	3,519	2,943	1,370	46.55
Bec	56,946	56,047	32,385	57.78
Boston Insurance	3,728	2,575	112	4.35
British America	167,245	150,301	50,373	33.51
British Canadian	16,400	15,413	10,542	68.40
British Crown	131,777	115,713	39,598	34.22
British Empire	26,113	26,538	4,813	18.14
British European	26,103	9,725	3,383	34.79
British General	27,008	24,316	8,456	34.78
British Law	21,042	21,786	5,727	26.29
British Northwestern	70,903	53,002	15,166	28.61
British Oak	13,088	10,641	2,572	24.17
British Traders	72,419	56,771	15,518	27.33
Caledonian American	14,344	12,704	3,791	29.84
Caledonian Insurance	99,576	87,997	24,320	27.64
California Insurance	10,803	9,725	3,383	34.79
Camden	23,499	20,349	3,353	16.48
Canada Accident & Fire	59,418	53,485	18,603	34.78
Canada Security	55,865	46,466	9,509	20.46
Canadian Fire	126,525	109,214	50,208	45.97
Canadian General	158,293	131,179	50,539	38.53
Canadian Indemnity	71,616	43,509	18,798	43.20
Canadian Surety	43,199	32,809	11,239	34.26
Car & General	42,051	37,722	12,596	33.39
Casualty Co. of Canada	50,191	47,225	8,117	17.19
Central Insurance	33,687	6,332	1,829	43.06
Central Union	8,124	58,770	25,205	28.88
Century Insurance	78,320	8,173	2,218	42.89
China Fire	10,345	4,329	2,544	27.14
Citizens of New Jersey	5,017	15,606	5,182	58.77
Columbia Ins. Co. of New York	17,993	17,993	8,607	
Commercial Union Assce.	262,679	223,307	86,607	38.78
Connecticut Fire	72,892	56,124	22,027	39.25
Consolidated Fire & Casualty	88,848	82,961	23,478	28.30
Continental Insurance	104,645	81,777	43,757	53.51
Cornhill	55,175	50,432	11,764	23.33
Dominion of Canada General	216,409	188,475	55,461	29.43
Dominion Fire	215,639	188,520	57,088	30.28
Drapers' & General	7,498	3,569	3,017	84.53
Eagle Fire	30,237	22,811	10,828	47.47
Eagle Star	111,396	100,887	30,778	30.51
Employers' Liability	233,311	190,359	79,012	41.51
Ensign Insurance	42,293	35,353	11,525	32.60
Equitable Fire & Marine	14,579	11,446	4,405	38.48
Excess	28,949	24,646	16,054	65.14
Essex & Suffolk Equitable	18,566	17,390	6,530	37.55
Eureka-Security	19,055	14,252	9,355	65.64
Federal Fire	179,270	159,259	57,815	36.30
Federal Insurance	29,523	14,756	4,344	29.44
Fidelity-Phenix	106,238	83,109	20,746	24.96
Fire Assoc. of Philadelphia	53,017	42,255	11,496	27.21
Fire Insurance of Canada	147,640	120,084	44,668	37.20
Fireman's Fund	74,799	53,350	36,720	68.83
Firemen's Ins. of Newark	73,312	47,516	19,545	41.13
First American Fire	5,597	4,721	469	9.93
Fonciere Fire of Paris, France	1,273	1,614	483	29.93
General Accident of Canada	74,388	62,424	33,488	53.65
General Accident, Fire & Life	170,816	147,947	56,810	38.40
General Security	27,995	20,828	9,812	47.11
Girard Fire & Marine	19,956	16,843	3,443	20.44
Glens Falls	73,793	55,065	19,795	35.95
Globe & Republic	7,263	6,691	660	6.81
Globe Indemnity of Canada	42,108	33,929	14,609	43.06
Grain Ins. & Guarantee	8,817	2,357	26.73
Granite State Fire	13,543	159,470	55,238	34.64
Great American Insurance	201,201	168,997	68,620	40.60
Guardian Assurance	208,989

TABLE X. FIRE PREMIUMS AND LOSSES IN ONTARIO, 1941 (Cont'd)

COMPANIES	NET PREMIUMS WRITTEN	NET PREMIUMS EARNED	NET LOSSES INCURRED	RATIO NET LOSSES INCURRED TO NET PREMIUMS EARNED
JOINT STOCK	\$	\$	\$	%
Guardian Insurance	30,186	26,434	7,817	29.57
Guildhall	37,771	30,391	15,077	49.61
Halifax Ins.	306,549	222,847	119,217	53.50
Hand-in-Hand	43,694	38,221	2,984	7.81
Hanover	45,777	39,368	12,581	31.96
Hartford Fire	243,282	203,070	60,793	29.94
Helvetia Swiss Fire	33,934	37,124	28,725	77.38
Home Fire & Marine	46,572	35,703	15,616	43.74
Home Insurance	438,604	288,064	88,359	30.67
Hudson Bay	52,689	42,455	18,280	43.06
Imperial Assurance	35,906	31,199	10,363	33.22
Imperial Guarantee & Accident	24,188	20,401	5,885	28.85
Imperial Insurance Office	53,361	42,389	10,748	25.36
Insurance of North America	271,817	218,483	91,761	42.00
Jersey Ins. Co. of New York	12,852	11,909	10,666	89.56
Law, Union & Rock	85,975	79,146	21,899	27.67
Legal & General	58,306	54,299	32,587	60.01
Liverpool & London & Globe	329,356	262,906	95,211	36.21
Liverpool-Manitoba	67,373	54,286	23,374	43.06
London Assurance	163,259	136,869	51,322	37.50
London-Canada	57,066	58,729	21,998	37.46
London & County	15,998	14,784	4,705	31.82
London Guarantee & Accident	35,989	31,213	10,363	33.20
London & Lancashire Guar. & Accident	7,214	6,310	500	7.92
London & Lancashire	469,086	362,292	119,175	32.89
London & Prov. Marine & General	14,323	13,990	2,550	18.23
London & Scottish	18,264	15,152	3,717	24.53
Lumbermen's Insurance	44,891	37,098	20,794	56.05
Maryland Insurance	10,055	8,016	2,692	33.58
Mercantile	60,191	47,234	18,317	38.78
Merchants Fire of New York	67,008	56,729	24,017	42.34
Merchants Fire	123,312	118,592	46,892	39.54
Merchants & Manufacturers	51,548	57,208	14,484	25.32
Merchants Marine	51,717	43,635	18,780	43.04
Mercury Insurance	23,651	17,880	5,125	28.66
Michigan Fire & Marine	8,654	6,794	4,345	63.95
Motor Union	21,026	18,863	6,298	33.39
National Ben-Franklin	73,498	71,602	27,017	37.73
National Fire of Hartford	87,857	54,645	12,023	22.00
Nationale Fire of Paris	47,566	60,355	24,630	40.81
National-Liverpool	33,687	27,143	11,687	43.06
National Provincial	21,026	18,863	6,298	33.39
National Security	26,757	20,334	3,387	16.66
National Union Fire	80,480	83,594	22,354	26.74
Newark Fire	36,224	29,188	12,567	43.06
New England Fire	2,164	1,698	1,086	63.96
New Hampshire Fire	47,179	36,944	11,350	30.71
New York Fire	31,305	28,888	17,787	61.57
New York Underwriters	34,929	26,391	6,559	24.85
Niagara Fire	47,063	39,152	12,695	32.42
North British & Mercantile	248,070	203,226	77,161	37.97
North Empire	35,906	31,203	10,363	33.21
North River	52,354	36,027	6,646	18.45
North West Fire	21,606	19,454	6,765	34.77
Northern Assurance	152,321	122,383	33,419	27.31
Northwestern National	73,715	56,123	18,662	33.25
Norwich Union	393,184	322,250	103,663	32.17
Occidental Fire	51,244	49,075	16,206	33.02
Ocean Accident & Guarantee	59,418	53,495	18,599	34.77
Pacific Coast Fire	32,519	30,024	11,991	39.94
Pacific Fire	55,718	58,639	6,398	10.91
Palatine	64,819	58,359	20,296	34.78
Patriotic	38,218	30,638	8,985	29.33
Pearl	146,985	140,660	56,512	40.18
Phenix Fire of Paris, France	13,555	15,655	4,529	28.93
Philadelphia Fire & Marine	15,553	14,623	4,974	34.01
Phoenix Assoc. of London	242,817	204,217	83,158	40.92
Phoenix of Hartford	120,793	92,971	36,502	39.26
Pilot	61,113	42,606	16,903	39.67
Pioneer	29,638	23,882	10,282	43.05
Planet	30,495	23,470	8,752	37.29
Providence-Washington	35,402	27,044	6,877	25.43
Provincial Assurance	74,842	70,527	31,530	44.71
Prudential Assurance	374,202	301,940	157,889	52.29
Quebec Fire	23,393	25,991	7,232	27.82
Queen City	50,314	48,723	18,997	38.99
Queen Insurance	155,969	128,236	52,587	41.01
Railway Passengers	29,905	23,386	4,826	20.64
Reliance Insurance	23,853	20,776	8,036	38.68
Royal Exchange	150,512	132,289	41,003	30.99
Royal Insurance	493,258	403,932	172,168	42.62
Royal Scottish	34,882	28,522	10,114	35.46

TABLE X. FIRE PREMIUMS AND LOSSES IN ONTARIO, 1941 (Cont'd)

COMPANIES	NET PREMIUMS WRITTEN	NET PREMIUMS EARNED	NET LOSSES INCURRED	RATIO NET LOSSES INCURRED TO NET PREMIUMS EARNED
	\$	\$	\$	%
JOINT STOCK				
St. Paul Fire & Marine	79,080	65,818	21,496	32.66
Scottish Canadian	45,404	30,522	21,055	68.98
Scottish Insurance	24,553	17,093	5,448	31.87
Scottish Metropolitan	60,390	54,820	12,965	23.65
Scottish Union & National	84,950	73,997	28,371	38.34
Sea	61,514	51,891	17,390	33.51
Security Ins. of New Haven	46,151	30,606	8,176	26.71
Security National	6,536	7,674	1,904	24.81
Sentinel Fire	2,164	1,698	1,086	63.96
South British	34,519	24,900	9,999	40.16
Southern Insurance	11,634	10,718	4,007	37.39
Springfield Fire & Marine	103,721	93,038	43,400	46.65
State Assurance	21,026	18,863	6,298	33.39
Sterling	2,190	184	128	69.72
Sun Insurance Office	280,095	224,584	71,249	31.72
Svea Fire & Life	3,993	2,557	366	14.31
Switzerland General	32,512	30,156	19,011	63.04
Toronto General	129,512	107,622	41,195	38.28
Travelers Fire	169,460	141,629	39,769	28.08
Union Assurance	102,630	92,404	32,131	34.77
Union Fire, Accident & General	53,462	73,893	27,849	37.69
Union Insurance of Canton	124,146	97,486	26,603	27.29
Union Marine & General	35,906	31,199	10,363	33.22
United Firemen's	18,042	15,626	5,182	33.16
United States Fire	85,641	69,021	22,286	32.29
Urbaine	13,292	17,148	11,063	64.51
Wellington	200,027	179,909	59,766	33.22
Westchester	30,050	23,344	9,514	40.76
Western Assurance	301,508	258,429	97,845	37.86
World Fire & Marine	26,023	15,183	2,270	14.95
World Marine & General	29,799	23,552	8,951	38.01
Yorkshire	102,637	95,976	41,209	42.94
UNLICENSED INSURERS				
American Reserve	14,822	17,346	6,832	39.39
Canadian National	10,444	9,710	3,431	35.31
International Ins.	185,895	172,644	100,302	58.10
Metropolitan Fire Reassurance	25,768	14,354	4,895	34.10
North Eastern	41,796	35,485	21,257	59.90
North Star	25,102	20,275	12,793	63.10
Saskatchewan Mutual Fire	9,228	461	514	111.00
TOTALS FOR 1941	15,640,752	13,056,714	4,862,405	37.24
TOTALS FOR 1940	12,828,071	12,834,441	4,762,520	37.11
FARMERS' MUTUALS				
Algoma	14,556	14,199	8,591	60.50
Amherst Island	612	885	190	21.47
Ayr	22,604	22,309	7,596	34.05
Bay of Quinte	46,663	45,919	30,566	66.57
Bertie & Willoughby	17,301	17,815	10,973	61.59
Blanshard	7,795	7,717	4,397	56.98
Blenheim, North	11,752	11,396	7,181	63.01
Brant County	19,091	18,482	4,762	25.77
Canadian Millers	20,213	20,314	10,596	52.16
Caradoc	10,977	10,954	12,878	117.56
Clinton	16,529	16,191	11,372	70.24
Culross	9,388	9,758	5,471	56.07
Dereham and West Oxford	10,270	10,184	8,551	83.97
Dorchester, North and South	18,786	19,162	14,012	73.12
Downie	9,398	9,452	6,122	64.77
Dufferin	31,305	30,765	10,955	35.61
Dumfries, North, and Waterloo, South	22,358	21,938	10,059	45.85
Dunwich	15,454	15,692	10,083	64.26
Easthope, South	29,606	25,974	25,983	100.03
Ekfrid	11,085	10,927	7,157	65.50
Elma	14,784	14,694	1,193	8.12
Eramosa	6,040	5,825	2,339	40.15
Eric	10,870	10,939	4,081	37.31
Farmers' Central	122,122	122,978	72,431	58.90
Farmers' Union	58,426	58,844	31,663	53.81
Formosa	22,034	22,528	6,005	26.66
Germania	22,783	22,600	7,366	32.59
Glengarry	29,265	28,718	31,990	111.39
Grand River	11,708	11,079	2,995	27.03

In these companies, "Net Premiums Written" consists of cash payments or instalments thereof levied, re-insurance premiums received, and assessments levied, less reinsurance premiums ceded.

TABLE X. FIRE PREMIUMS AND LOSSES IN ONTARIO, 1941 (Cont'd)

COMPANIES	NET PREMIUMS WRITTEN	NET PREMIUMS EARNED	NET LOSSES INCURRED	RATIO NET LOSSES INCURRED TO NET PREMIUMS EARNED
‡FARMERS' MUTUALS	\$	\$	\$	%
Grenville Patron.....	54,038	53,950	32,131	59.56
Grey and Bruce.....	20,532	19,644	8,053	40.99
Guelph Township.....	2,619	2,464	1,175	47.69
Halton Union.....	29,436	27,644	14,241	51.52
Hamilton Township.....	32,250	28,855	25,616	88.77
Hay Township.....	14,059	13,802	12,000	86.94
Hopewell Creek.....	5,198	5,177	293	5.66
Howard.....	34,251	33,566	19,360	57.68
Howick.....	35,567	35,814	13,887	38.78
Kent and Essex.....	82,822	83,676	43,129	51.54
Lambton.....	46,802	45,498	33,492	73.61
Lanark County.....	80,217	79,805	57,945	72.61
Lennox and Addington.....	19,958	19,305	13,731	71.13
Lobo.....	8,547	7,734	6,676	86.32
London Township.....	11,426	11,035	14,553	131.88
McGillivray.....	2,992	3,193	285	8.93
McKillop.....	17,864	17,793	5,217	29.32
Maple Leaf.....	59,847	56,860	27,048	47.57
Nissouri.....	29,212	28,976	20,673	71.35
Norfolk.....	12,624	12,198	3,799	31.14
North Kent.....	19,373	18,287	6,028	32.96
Oneida.....	3,951	3,945	282	7.15
Ontario Threshermen's.....	15,969	16,495	2,800	16.97
Otter.....	27,349	27,422	17,873	65.18
Peel County.....	73,454	71,476	36,990	51.75
Peel and Maryborough.....	32,935	32,342	13,366	41.33
Prescott.....	14,145	14,145	9,283	65.63
Puslinch.....	4,580	4,781	1,011	21.15
Saltfleet and Binbrook.....	8,082	7,844	3,724	47.48
Southwold.....	8,611	9,099	7,718	84.82
Townsend.....	11,167	10,759	5,994	55.71
Usborne and Hibbert.....	15,063	14,856	19,522	131.41
Walpole.....	9,970	10,047	8,024	79.86
Waterloo, North.....	113,643	111,963	73,383	65.34
Wawanosh, West.....	32,166	32,079	20,238	63.09
Westminster Township.....	11,390	11,405	5,444	47.73
Williams, East.....	12,768	12,574	14,931	118.75
Yarmouth.....	9,755	9,591	5,575	58.13
TOTALS FOR 1941.....	1,668,407	1,644,337	973,048	*59.18
TOTALS FOR 1940.....	1,610,719	1,612,714	951,261	58.99
OTHER MUTUALS				
Central Manufacturers'.....	44,721	42,380	90	21
Hardware Dealers'.....	162,681	152,156	27,053	17.78
Indiana Lumbermen's.....	35,902	32,454	4,794	14.77
Lumber Mutual.....	42,423	38,614	4,834	12.52
Lumbermen's Mutual.....	28,195	24,318	6,080	25.00
Mill Owners'.....	104,913	99,163	29,939	30.19
Minnesota Implement.....	168,256	157,904	27,491	17.41
National Retailers.....	41,551	34,113	7,588	22.24
Northwestern Mutual.....	242,974	231,304	55,704	24.08
Pennsylvania Lumbermen's.....	34,316	32,826	5,243	15.97
United Mutual.....	85,279	68,604	22,639	33.00
TOTALS FOR 1941.....	991,211	913,836	191,455	20.95
TOTALS FOR 1940.....	928,688	914,919	323,319	35.34
CASH MUTUALS (WITHOUT SHARE CAPITAL)				
Economical.....	320,315	300,935	115,775	38.47
Gore District.....	348,443	319,383	148,730	46.57
Millers' National.....	60,747	52,965	23,365	44.11
Perth.....	168,925	163,947	65,156	39.74
Portage La Prairie.....	19,587	19,933	1,990	9.98
Waterloo.....	283,238	279,696	136,865	48.93
Wawanesa.....	510,710	486,936	215,390	44.23
TOTALS FOR 1941.....	1,711,965	1,623,795	707,271	43.56
TOTALS FOR 1940.....	1,614,102	1,621,374	712,735	43.96

‡In these companies, "Net Premiums Written" consists of cash payments or instalments thereof levied, re-insurance premiums received, and assessments levied, less reinsurance premiums ceded.

*Ratio of management expense (including adjustment of losses) to net premiums earned—20.11%.

TABLE X. FIRE PREMIUMS AND LOSSES IN ONTARIO, 1941 (Cont'd)

COMPANIES	NET PREMIUMS WRITTEN	NET PREMIUMS EARNED	NET LOSSES INCURRED	RATIO NET LOSSES INCURRED TO NET PREMIUMS EARNED
	\$	\$	\$	%
CASH MUTUALS				
(WITH SHARE CAPITAL)				
Canadian Mercantile	62,860	44,559	22,071	49.53
Commerce Mutual	152,184	146,772	50,631	34.50
Equitable Fire Ins. Co.	103,320	94,724	57,243	60.43
Missisquoi & Rouville	12,191	7,094	2,371	33.42
Stanstead & Sherbrooke	121,808	109,687	54,793	49.95
TOTALS FOR 1941	452,363	402,836	187,109	46.45
TOTALS FOR 1940	380,754	363,420	203,432	55.98
RECIPROCAL EXCHANGES				
Affiliated Underwriters	38,351	32,042	11,047	34.48
American Exchange Underwriters	11,329	6,873	1,225	17.82
Canadian Reciprocal Underwriters	12,873	9,520	2,071	21.75
Canners Exchange Subscribers	23,798	21,913		
Fireproof Sprinklered	2,810	4,116	193	4.69
Individual Underwriters	41,264	30,548	2,879	9.42
Lumbermen's Underwriting Alliance	74,408	71,421	6,041	8.46
Metropolitan Inter-Insurers	20,537	15,880	303	1.91
New York Reciprocal Underwriters	23,044	18,322	1,688	9.21
Underwriters Exchange	3,929	1,371	99	7.22
Warner Reciprocal Insurers	992	1,749		
TOTALS FOR 1941	253,335	213,755	25,546	11.95
TOTALS FOR 1940	192,987	179,841	52,774	29.34
NON-MARINE UNDERWRITERS AT LLOYD'S				
1941	681,941	593,094	435,132	73.37
1940	550,678	610,579	377,200	61.78

TABLE X. FIRE PREMIUMS AND LOSSES IN ONTARIO, 1941 (Cont'd)
ASSOCIATED NEW ENGLAND FACTORY MUTUALS

COMPANIES	NET AMOUNT AT RISK	PREMIUM DEPOSITS WRITTEN						NET LOSSES INCURRED	RATIO NET LOSSES INCURRED TO NET PREMIUM DEPOSITS EARNED	NET LOSSES INCURRED PER \$100,000 AT RISK
		GROSS	REINSURANCE CEDED	RETURNED TO POLICYHOLDERS		NET				
				ON CANCELLED POLICIES	ON EXPIRED POLICIES					
American Mutual*	\$ 47,711,766	\$ 136,411	\$ 35,848	\$ 12,660	\$ 50,170	\$ 37,733	\$ 31,877	% 29.28	\$ 19.56	
Arkwright Mutual.....	51,040,831	311,822	169,073	11,601	71,119	50,939	46,088	28.02	25.30	
Blackstone Mutual.....	50,597,096	131,194	19,961	25,234	60,767	45,232	52,104	26.04	26.82	
Boston Manufacturers.....	10,380,461	42,474	4,170	2,862	25,587	9,855	10,873	26.17	27.42	
Cotton & Woollen Manufacturers.....	13,032,609	38,944	5,148	6,500	15,652	11,644	13,417	25.32	26.07	
Enterprise Mutual*	81,252,911	307,046	96,177	12,198	109,877	88,794	74,169	32.075	39.48	
Fall River Mutual.....	5,190,232	21,237	2,085	1,431	12,794	8,927	5,436	26.18	27.42	
Firemen's Mutual.....	163,250,325	757,262	177,435	54,793	327,989	197,045	121,217	27.86	20.68	
Industrial Mutual.....	5,902,540	33,648	11,728	1,851	12,672	7,397	5,784	41.96	41.12	
Manufacturers' Mutual.....	13,788,995	45,196	3,886	3,356	21,445	16,509	12,270	32.63	29.06	
Mechanics' Mutual*	8,853,808	50,472	17,593	2,777	19,007	11,095	8,676	41.95	41.11	
Mill Owners' Mutual.....	10,380,461	42,474	4,170	2,862	25,587	9,855	10,873	26.17	27.42	
Philadelphia Manufacturers' Mutual.....	27,093,653	185,451	86,802	6,499	59,846	32,404	28,163	30.51	31.71	
Protection Mutual.....	13,032,609	38,943	5,481	6,500	15,319	11,643	13,364	20.04	20.54	
Rhode Island Mutual.....	501,508,297	2,162,574	639,557	151,114	827,831	544,072	434,320	30.74	26.62	
Rubber Manufacturers' Mutual.....	410,492,419	1,728,188	552,936	209,422	617,074	348,756	268,831	18.97	12.42	
State Mutual*										
What Cheer Mutual.....										
Worcester Manufacturers' Mutual.....										
TOTALS FOR 1941.....										
TOTALS FOR 1940.....										

*Reinsured by Manufacturers' Mutual Fire Insurance Company as of June 30, 1941. Business of 1941 included in that statement.

TABLE X. FIRE PREMIUMS AND LOSSES IN ONTARIO, 1941 (Concl'd)

COMPANIES	NET PREMIUMS WRITTEN	NET PREMIUMS EARNED	NET LOSSES INCURRED	RATIO NET LOSSES INCURRED TO NET PREMIUMS EARNED	THE SAME RATIO FOR 1940
RECAPITULATION	\$	\$	\$	%	%
Joint Stock Companies.....	15,640,752	13,056,714	4,862,405	37.24	37.11
Mutual Insurance Corporations:					
(a) Farmers' Mutuals.....	1,668,407	1,644,337	973,048	59.18	58.99
(b) Associated New England Factory Mutuals.....	544,072	434,320	133,513	30.74	18.97
(c) Other Mutuals.....	991,211	913,836	191,455	20.95	35.34
Cash Mutual Insurance:					
(a) Without Share Capital....	1,711,965	1,623,795	707,271	43.56	43.96
(b) With Share Capital.....	452,363	402,836	187,109	46.45	55.98
Reciprocal Exchanges.....	253,335	213,755	25,546	11.95	29.34
Lloyd's	681,941	593,094	435,132	73.37	61.78
TOTALS FOR 1941.....	21,944,046	18,882,687	7,515,479	39.80
TOTALS FOR 1940.....	18,454,755	18,406,119	7,434,245	40.39

NOTE.—Adjustment expenses of settling claims are not included in Net Losses Incurred in 1941, but were included in the 1940 figures.

TABLE XI. AUTOMOBILE INSURANCE PREMIUMS AND LOSSES IN ONTARIO DURING 1941

COMPANIES	NET PREMIUMS WRITTEN	NET PREMIUMS EARNED	NET LOSSES INCURRED	RATIO NET LOSSES INCURRED TO NET PREMIUMS EARNED
	\$	\$	\$	%
JOINT STOCK				
Aetna Insurance	1,747	1,419	1,823	128.47
Agricultural	767	402		
Alliance Assurance				
Alliance Insurance	1,029	1,049	1,271	121.16
American Alliance	767	761	265	34.82
American Automobile Fire	127,105	124,066	37,778	30.45
American Automobile Ins.	440,709	439,335	179,352	40.82
American Central				
American Home Fire			—5	
American Insurance	2,110	1,898	1,090	57.43
Anglo-Scottish Insurance	14,831	14,911	6,573	44.08
Arex Indemnity	13,582	11,281	6,987	61.94
Atlas Assurance	78,911	81,517	45,708	56.07
Boston		45		
British America Assurance	196,073	191,665	82,576	43.08
British Canadian	36,389	33,698	9,412	27.93
British & European				
British Empire	76,047	73,790	30,761	41.69
British General	35,248	34,825	22,321	64.09
British Law	8,967	8,154	6,451	79.11
British Oak	16,687	13,750	7,996	58.15
British Traders	69,690	68,502	38,179	55.73
Caledonian Insurance	23,094	22,487	6,092	27.09
Camden	1,576	1,621	653	40.28
Canada Accident & Fire	101,338	100,118	64,167	64.09
Canada Security	57,220	55,321	26,328	47.59
Canadian Fire Insurance	104,913	93,227	53,004	56.85
Canadian General Insurance	120,343	115,478	63,127	54.67
Canadian Indemnity	123,782	116,582	53,473	45.87
Canadian Surety	96,117	93,586	58,427	62.43
Car & General	5,128	4,963	4,334	87.33
Casualty Co. of Canada	118,795	115,170	60,829	52.82
Century Insurance	15,164	15,209	6,565	43.17
China Fire				
Commercial Union	57,278	56,601	41,264	72.90
Consolidated Fire & Casualty	126,604	123,766	42,061	33.98
Continental Casualty	2,825	2,023	8,582	424.22
Continental Insurance				
Cornhill	41,865	41,762	20,838	49.90
Dominion of Canada General	511,159	491,483	224,131	45.60
Dominion Fire	22,047	20,295	9,859	48.58
Drapers' & General	8,011	6,526	5,937	90.97
Eagle Fire	2,747	2,572	870	33.83
Employers' Liability	308,315	299,727	164,683	54.94
Employers' Reinsurance	54,349	54,213	5,262	9.71
Federal Insurance	68,222	63,977	51,692	80.80
Fidelity & Casualty of New York				
Fidelity of Canada	51,306	44,425	17,317	38.98
Fidelity-Phenix	201,403	180,511	100,047	55.42
Fire Association of Philadelphia	4,497	4,900	1,743	35.57
Firemen's of Newark				
General Accident	510,471	480,277	243,769	50.76
General Accident, Fire & Life	228,837	211,232	144,344	68.33
General Exchange	525,937	480,942	313,033	65.09
General Security	36,909	16,718	18,135	108.48
Glens Falls	186,848	164,715	75,053	45.57
Globe Indemnity	87,195	84,538	39,059	46.20
Great American Indemnity	19,405	19,916	28,163	141.41
Great American Insurance	6,902	6,851	2,381	34.75
Guardian Assurance	281	166		
Guardian Ins. of Canada	122,765	109,654	73,062	66.63
Guildhall Insurance	106,391	108,932	57,996	53.24
Halifax Insurance	283,863	250,680	147,181	58.71
Hand-in-Hand	8,255	7,725	2,104	27.24
Hartford Accident & Indemnity	112,830	99,357	76,944	77.44
Hartford Fire	12,601	11,210	4,364	38.93
Home Fire & Marine				
Home Insurance	328,593	292,870	171,166	58.44
Imperial Guarantee & Accident	72,778	71,268	27,139	38.08
Imperial Insurance Office	14,739	13,809	4,472	32.38
Indemnity Insurance of N.A.	14,557	12,741	—2,758	
Insurance Co. of North America	5,738	5,307	1,731	32.62
Jersey Insurance				
Law, Union & Rock	13,957	14,325	10,850	75.74
Legal & General				
Liverpool & London & Globe	44,583	43,402	19,556	45.06
Liverpool-Manitoba	8,917	8,642	3,938	45.57
London Assurance	46,964	43,777	43,897	100.27
London-Canada	20,413	18,702	10,565	56.49
London & County	571	581		
London Guarantee & Accident	113,178	111,556	49,719	44.57
London & Lancashire Guar. & Acc.	52,645	51,346	39,715	77.35
London & Lancashire	43,954	41,770	29,307	70.16
London Provincial Marine & Gen.	14,729	14,664	8,725	59.50
London & Scottish	5,636	5,399	—1,077	
Marine Insurance	3,630	3,042	4,405	144.81
Maryland Casualty	29,750	19,172	16,992	88.63
Mercantile Insurance				
Merchants Fire	31,734	30,074	12,448	41.39

TABLE XI. AUTOMOBILE INSURANCE PREMIUMS AND LOSSES IN ONTARIO DURING 1941 (Concl'd)

COMPANIES	NET PREMIUMS WRITTEN	NET PREMIUMS EARNED	NET LOSSES INCURRED	RATIO NET LOSSES INCURRED TO NET PREMIUMS EARNED
	\$	\$	\$	%
JOINT STOCK				
Merchants Marine.....	8,427	7,800	3,257	41.76
Mercury.....	4,969	4,789	3,813	79.62
Metropolitan Casualty.....	241,369	217,477	149,683	68.83
Motor Union Insurance.....	38,107	39,114	25,367	64.85
National-Ben Franklin.....	63,871	53,655	31,670	59.03
National Fire of Hartford.....				
National Union Fire.....	13,121	12,190	5,891	48.33
Newark Fire.....	6,730	6,457	2,289	35.45
New England Fire.....		1		
New Hampshire Fire.....	2,482	1,726	621	35.09
New York Underwriters.....	693	526	357	67.87
Niagara Fire.....				
North British & Mercantile.....	82,010	80,139	27,522	34.34
Northern Assurance.....	100,232	93,091	53,484	57.45
Northwest Casualty.....	62,171	59,132	24,146	40.83
Northwestern National.....	3,924	3,670	575	15.67
Norwich Union Fire.....	224,891	208,800	102,519	49.10
Occidental Fire.....	9,676	9,532	2,693	28.25
Ocean Accident & Guarantee.....	198,314	195,948	125,534	64.06
Pacific Coast Fire.....	14,497	14,595	6,573	45.04
Palatine Insurance.....	22,030	21,766	13,941	64.05
Patriotic Assurance.....	3,500	3,299	636	19.28
Pearl.....	102,975	98,601	48,707	49.40
Phenix Fire of Paris.....	813	687	12	1.75
Phoenix Assurance.....	60,260	55,259	45,524	82.38
Pilot.....	582,516	563,061	221,172	39.28
Providence-Washington.....	7,188	7,842	2,413	30.77
Provincial Insurance.....	56,751	55,737	34,022	61.04
Prudential Assurance.....	129,252	140,760	53,447	37.97
Queen.....	8,135	7,807	2,764	35.40
Railway Passengers.....	31,050	30,427	23,261	76.45
Royal Exchange.....	31,717	32,961	15,207	46.14
Royal Insurance.....	110,134	107,138	49,445	46.15
St. Paul Fire & Marine.....	26,100	26,190	13,680	52.23
St. Paul Mercury Indemnity.....	15,327	15,764	14,579	92.48
Scottish Metropolitan.....	47,689	46,396	22,498	48.49
Scottish Union & National.....	47,971	46,705	37,052	79.33
Security Insurance of New Haven.....	10,815	8,709	3,730	42.83
Sentinel Fire.....				
Southern.....	4,944	4,970	2,191	44.08
Springfield Fire & Marine.....		34		
Sun Insurance Office.....	40,790	39,869	23,700	59.44
Svea Fire & Life.....	294	196		
Toronto General.....	98,463	101,978	42,591	41.76
Travelers Fire.....	16,520	15,969	3,469	21.72
Travelers Indemnity.....	152,037	147,585	48,266	32.70
Travellers Insurance.....				
Union Assurance.....	26,436	26,118	16,737	64.08
Union Fire, Accident & General.....	49,367	55,572	36,776	66.18
Union of Canton.....	129,425	127,218	70,905	55.73
Union Marine & General.....	28,093	25,739	10,232	39.75
United States Fidelity & Guaranty.....	57,374	68,625	54,031	78.73
United States Fire.....				
United States Guarantee.....	24,963	23,152	15,191	65.61
Wellington Fire.....	190,768	184,058	75,775	41.17
Western Assurance.....	301,673	289,572	141,462	48.85
Westminster Fire Office.....				
World Fire & Marine.....				
World Marine & General.....	44,745	39,411	28,466	72.23
Yorkshire Insurance.....	57,968	51,532	19,073	37.01
Zurich Gen. Acc. & Liability.....	277,195	265,428	131,713	49.62
MUTUALS				
Central Manufacturers.....	2,799	3,763	2,188	58.14
Economical.....	250,938	244,121	94,881	38.87
Gore District.....	65,742	51,982	34,306	66.00
Hardware Dealers.....	4,264	4,322	975	22.57
Indiana Lumbermen's.....	9	6		
Liberty Mutual.....	11,060	9,510	9,489	99.78
Lumbermen's Mutual Casualty.....	429,724	397,047	161,420	40.66
Lumbermen's Mutual Insurance.....				
Minnesota Implement.....	4,264	4,323	980	22.68
National Retailers.....	55,607	52,144	16,989	32.58
Northwestern Mutual.....	69,233	65,759	26,284	39.97
State Farm Mutual.....	52,386	47,814	14,725	30.80
United Mutual Fire.....	2,692	2,279	951	41.73
Wawanesa Mutual.....	162,323	142,722	79,417	55.64
OTHER				
General Reinsurance (Unlicensed).....	22,368	22,368	14,000	62.58
Affiliated Underwriters (Reciprocal Exch.)....	7,608	8,040	5,951	74.02
Non-Marine Underwriters at Lloyds.....	1,838,463	1,802,324	1,154,289	64.04
TOTALS FOR 1941.....	13,315,564	12,686,272	6,751,708	53.20
TOTALS FOR 1940.....	12,135,244	11,750,570	6,700,382	57.02

TABLE XII. CASUALTY AND MISCELLANEOUS (OTHER THAN AUTOMOBILE)
PREMIUMS AND LOSSES IN ONTARIO DURING 1941, ACCORDING
TO CLASSES OF INSURANCE

ACCIDENT—PERSONAL

COMPANIES	NET PREMIUMS WRITTEN	NET LOSSES INCURRED	RATIO NET LOSSES INCURRED TO NET PREMIUMS WRITTEN
JOINT STOCK	\$	\$	%
Aetna Life	2,102	906	43.10
Alliance Assurance			
Anglo-Scottish	33,973	14,037	41.32
Atlas Assurance	950	2,145	225.79
British America	11,558	3,074	26.60
British Canadian	4,143	1,376	33.21
British Empire	5,657	2,066	36.52
British North Western	2,587	1,901	73.48
Canada Accident & Fire	14,114	3,179	22.52
Canada Security	3,431	2,012	58.64
Canadian Fire	1,283	463	36.09
Canadian General	12,986	3,401	26.19
Canadian Indemnity	1,979	336	16.98
Car & General	220	6	2.73
Casualty Co. of Canada	21,757	7,127	32.76
Century Insurance	10,250	4,593	44.81
Commercial Union	5,268	3,719	70.60
Confederation Life	3,800	2,500	65.79
Consolidated Fire & Casualty	286	12	4.20
Continental Casualty	223,330	53,961	24.16
Dominion of Canada General	96,464	50,564	52.42
Dominion Fire			
Employers' Liability	112,587	34,969	31.06
Employers' Reinsurance	4,136	678	16.39
Fidelity Insurance of Canada	2,855	118	4.13
Fidelity & Casualty of N.Y.	84		
General Accident of Canada	37,256	15,046	40.39
General Accident Fire & Life	18,660	5,498	29.46
General Security	6,610	4,225	63.92
Globe Indemnity	19,814	12,061	60.87
Great American Indemnity	935	18	1.93
Guardian Insurance of Canada	18,494	9,532	51.54
Guildhall	4,209	2,066	49.09
Habifax Ins.	16,730	-409	
Hartford Accident & Indemnity	3,858	-379	
Hudson Bay			
Imperial Guarantee & Accident Co.	36,103	21,552	59.70
Imperial Insurance Office	2,895	1,542	53.26
Indemnity Ins. of North America	7,439	1,945	26.15
Law, Union & Rock	6,270	1,674	26.70
Legal & General	2,223	-3,245	
Liverpool & London & Globe	2,201	1,341	60.93
London Guarantee & Accident	32,131	20,479	63.74
London & Lancashire G. & A.	14,967	8,458	56.51
London Assurance	3,061	2,147	70.14
London & Provincial	2,222	550	24.75
London & Scottish	197	111	56.35
Maryland Casualty	4,939	-691	
Metropolitan Casualty	3,773	445	11.79
Motor Union	635	35	5.51
North American Accident	477	261	54.72
North British & Mercantile	10,751	2,628	24.44
Northern Assurance	3,717	5,556	149.48
Norwich Union	21,900	5,616	25.64
Occidental Fire	829	207	24.97
Occidental Life	19		
Ocean Accident & Guarantee	52,506	18,918	36.03
Pearl Assurance	3,913	1,369	34.99
Phoenix Assurance	7,627	3,000	39.33
Pilot	1,285	392	30.51
Prudential Assurance	14,237	5,124	35.99
Railway Passengers	13,333	3,133	23.50
Royal Exchange	1,623	118	7.27
Royal Insurance	20,637	11,420	55.34
Scottish Metropolitan	1,384	3,274	236.56
Sun Insurance Office	16,563	7,049	42.56
Toronto General	10,625	2,682	25.24
Travelers Insurance	172,466	57,591	33.39
Union Assurance Society	3,586	1,411	39.35
Union of Canton	14,711	9,580	65.12
Union Marine	2,876	7,670	266.69
U.S. Fidelity & Guarantee	10,467	4,336	41.43
Wellington Fire	379	437	115.30
Western	46,815	15,405	32.91
World Marine & General	1,047	2,063	197.04
Yorkshire	19,437	9,083	46.73
Zurich	27,101	14,497	53.49

TABLE XII. CASUALTY AND MISCELLANEOUS (OTHER THAN AUTOMOBILE) PREMIUMS AND LOSSES IN ONTARIO DURING 1941, ACCORDING TO CLASSES OF INSURANCE (Cont'd)

ACCIDENT—PERSONAL (Concl'd)

COMPANIES	NET PREMIUMS WRITTEN	NET LOSSES INCURRED	RATIO NET LOSSES INCURRED TO NET PREMIUMS WRITTEN
MUTUALS	\$	\$	%
Lumbermen's Mutual Casualty.....	34,703	8,295	23 90
Metropolitan Life.....	97,559	33,739	34 58
Prudential Insurance.....	1,597	-13	
OTHER			
Lloyd's.....	59,774	9,229	15 44
TOTALS FOR 1941.....	1,495,366	541,214	36 19
TOTALS FOR 1940.....	1,437,826	552,484	38 42

ACCIDENT—PUBLIC LIABILITY

JOINT STOCK			
Anglo-Scottish.....	23,069	26,201	113 58
Arex Indemnity.....	1,962	1 89	4 54
Atlas Assurance.....	9,596	2,899	30 21
British America.....	8,284	6,212	74 99
British Canadian.....	1,191	-448	
British Empire.....	911	-86	
British Northwestern Fire.....	2,490	-133	
Canada Accident.....	6,074	2,113	34 79
Canada Security.....	3,720	590	15 86
Canadian Fire.....	4,117	977	23 73
Canadian General.....	34,712	5,784	16 66
Canadian Indemnity.....	60,950	26,512	43 50
Canadian Surety.....	12,164	1,317	10 83
Car & General.....	3,170	-1,219	
Casualty Co. of Canada.....	15,904	9,425	59 26
Century.....	517	130	25 14
Commercial Union.....	1,864	58	3 11
Consolidated Fire.....	663	-245	
Continental Casualty.....	12,823	5,636	43 95
Dominion of Canada General.....	28,087	6,099	21 71
Employers' Liability.....	106,281	43,969	41 37
Employers' Reinsurance.....	3,809		
Federal Fire.....	3,195	2,784	87 14
Fidelity Casualty of N.Y.....	1,644	13,292	81 11
Fidelity Ins. of Canada.....	16,387	21,056	27 41
General Accident of Canada.....	76,808	3,394	38 18
General Accident Fire & Life.....	8,889	1,054	248 00
General Security.....	425	1,054	25 62
Globe Indemnity.....	22,558	5,123	144 23
Great American Indemnity.....	3,552	338	4 41
Guardian Ins. of Canada.....	7,668	-337	
Guildhall.....	3,822	12,246	56 91
Halifax Ins.....	21,520	2,720	21 14
Hartford Accident & Indemnity.....	12,867	28,224	366 88
Imperial Guarantee & Accident.....	7,693	215	25 03
Imperial Insurance Office.....	859	661	3 87
Indemnity of North America.....	17,083	1,274	19 36
Law, Union & Rock.....	6,580	977	47 77
Legal & General.....	2,045	642	25 92
Liverpool & London & Globe.....	2,477	10,538	56 31
London Guarantee & Accident.....	18,715	24,846	236 81
London Lancashire Guar. & Acc.....	10,492	187	5 01
London Assurance.....	3,730		
London & Provincial.....	533	74	5 34
London & Scottish.....	1,385	3,888	86 27
Maryland Casualty.....	4,507	5	2 35
Motor Union.....	213	271	4 59
North British & Mercantile.....	5,899	1,884	16 22
Northern Assurance.....	11,615	4,011	23 20
Norwich Union.....	17,292	256	
Occidental Fire.....	256	3,868	22 02
Ocean Accident & Guarantee.....	17,566	10,313	29 37
Pearl.....	35,116	418	8 36
Phoenix of London.....	5,000	685	19 97
Pilot.....	3,430	5,797	35 08
Prudential Assurance.....	16,523	160	12 73
Railway Passengers.....	1,257	-820	
Royal Exchange.....	4,572	5,472	25 41
Royal Insurance.....	21,538	-10	
Scottish Metropolitan.....	516	340	9 72
Sun Insurance Office.....	3,499		

TABLE XII. CASUALTY AND MISCELLANEOUS (OTHER THAN AUTOMOBILE) PREMIUMS AND LOSSES IN ONTARIO DURING 1941, ACCORDING TO CLASSES OF INSURANCE (Cont'd)

ACCIDENT—PUBLIC LIABILITY (Cont'd)

COMPANIES	NET PREMIUMS WRITTEN	NET LOSSES INCURRED	RATIO NET LOSSES INCURRED TO NET PREMIUMS WRITTEN
JOINT STOCK			
	\$	\$	%
Toronto General.....	28,401	7,321	25.78
Travelers Indemnity.....	4,308	933	21.66
Travelers Insurance.....	19,791	2,907	14.69
Union Assurance Society.....	2,257	61	2.70
Union of Canton.....	87,909	29,429	33.48
Union Marine.....	7,843	490	6.25
United States Fidelity.....	66,503	42,257	63.54
United States Guarantee.....	764
Western.....	22,521	9,096	40.39
World Marine & General.....	9,461	1,530	16.17
Yorkshire.....	8,595	942	10.96
Zurich.....	30,139	3,319	11.01
CASH MUTUALS			
Economical.....	4,608	1,561	33.88
Wawanesa.....	103
MUTUALS			
Liberty Mutual.....	3,403	654	19.22
Lumbermen's Mutual Casualty.....	5,112	5,159	100.92
OTHER			
Lloyd's.....	132,734	32,186	24.
TOTALS FOR 1941.....	1,176,536	445,018	37.82
TOTALS FOR 1940.....	1,129,866	373,199	33.03

ACCIDENT—EMPLOYERS' LIABILITY

Alliance Assurance.....
Anglo-Scottish.....	1,153	60	5.20
Arex Indemnity.....	1,078	220	20.41
Atlas Assurance.....	2,486	197	7.92
British America.....	2,224	668	30.04
British Canadian.....	85	47	55.29
British Empire.....	423	414	97.87
British Northwestern.....	761	178	23.39
Canada Accident.....	1,340	2,084	155.52
Canada Security.....	1,364	319	23.39
Canadian Fire.....	725
Canadian General.....	5,335	1,650	30.93
Canadian Indemnity.....	3,910	1,677	42.89
Canadian Surety.....	2,303	432	18.76
Car & General.....	167
Casualty Co. of Canada.....	812	142	17.49
Commercial Union Assce. Co.....	752	146	19.41
Continental Casualty.....	713
Dominion of Canada General.....	1,908	382	20.02
Employers' Liability.....	38,410	19,415	50.55
Employers' Reinsurance.....	304
Fidelity & Casualty of N.Y.....	344
General Accident of Canada.....	17,950	10,151	56.55
General Accident, Fire & Life.....	2,140	1,136	53.08
General Security.....	148	1,937	1,308.78
Globe Indemnity.....	4,749	1,908	40.18
Great American Indemnity.....	356	50	14.04
Guardian Insurance of Canada.....	7,470	1,178	15.77
Gulldhall.....	1,029	809	78.62
Halifax Insurance.....	5,597	3,059	54.65
Hartford Accident & Indemnity.....	16,900	7,197	42.59
Imperial Guarantee & Accident.....	580	92	15.86
Imperial Insurance Office.....	154	60	38.96
Indemnity Insurance of North America.....	2,743	168	6.12
Law, Union & Rock.....	8,484	4,245	50.04
Liberty Mutual.....	1,526	15	.98
Liverpool & London & Globe.....	523	212	40.54
Lloyd's.....	63,127	36,215	57.37
London Assurance.....	86	3	3.49
London Guarantee & Accident.....	71,154	55,993	78.69

TABLE XII. CASUALTY AND MISCELLANEOUS (OTHER THAN AUTOMOBILE) PREMIUMS AND LOSSES IN ONTARIO DURING 1941, ACCORDING TO CLASSES OF INSURANCE (Cont'd)

ACCIDENT—EMPLOYERS' LIABILITY (Concl'd)

COMPANIES	NET PREMIUMS WRITTEN	NET LOSSES INCURRED	RATIO NET LOSSES INCURRED TO NET PREMIUMS WRITTEN
	\$	\$	%
London & Lancashire Guar. & Acc.	6,127	510	8.32
London & Provincial	74	129	174.32
London & Scottish	89	238	267.42
Maryland Casualty	10,954	4,000	36.52
Metropolitan Casualty	19,806	6,560	33.12
North British & Mercantile	1,658	416	25.09
Northern Assurance	8,267	3,803	46.00
Norwich Union	5,015	2,405	47.96
Ocean Accident & Guarantee	4,771	296	6.20
Pearl	554	22	3.97
Phoenix of London	1,470	7	.48
Pilot	618	63	10.19
Prudential Assurance	11,336	-5,118
Railway Passengers	494
Royal Exchange	388	-187
Royal Insurance	5,610	1,809	32.25
Scottish Metropolitan	534	13	2.43
Sun Insurance Office	437	188	43.02
Toronto General	4,365	886	20.30
Travelers Insurance	17,346	3,354	19.34
Union Assurance Society	184	228	123.91
Union of Canton	10,888	4,589	42.15
Union Marine	578	157	27.16
United States Fidelity	9,940	13,364	134.45
Wawanesa Mutual	147
Western	4,084	1,285	31.46
World Marine & General	7,530	3,788	50.31
Yorkshire	1,052	314	29.85
Zurich	7,698	-274
TOTALS FOR 1941	413,327	195,304	47.25
TOTALS FOR 1940	293,593	90,465	30.81

ACCIDENT AND SICKNESS COMBINED

Aetna Life	287,783	231,878	80.57
Casualty of Canada	131
Confederation Life	136,157	123,493	90.70
Dominion of Canada General	191
Economical (Mutual)	61,137	24,837	40.63
General Accident of Canada	9,700	4,794	49.42
General Accident, Fire & Life	882	-166
Imperial Insurance Office	65
Lloyd's	1,802	1,975	109.60
London Guarantee & Accident	13,327	6,155	46.18
London Life	452,533	335,983	74.24
London & Provincial	1,198	1,092	91.15
Loyal Protective Life Ins.	163,091	59,406	36.42
Maryland Casualty	1,116	2,033	182.17
Metropolitan Life (Mutual)	708,689	495,255	69.88
Mutual Benefit H. & A. (Mutual)	567,832	198,223	34.91
Mutual Life of Canada	18,706	9,501	50.79
North American Accident	10,655	3,125	29.33
Occidental Life	1,568
Phoenix of London	2,032	302	14.86
Protective Association	193,233	140,897	72.92
Prudential Assurance	860	172	20.00
Prudential Insurance (Mutual)	9,913	3,041	30.68
Sun Insurance Office	227	40	17.62
Toronto General
Union Marine	772	116	15.03
Yorkshire	6,186	1,871	30.25
TOTALS FOR 1941	2,649,595	1,644,214	62.06
TOTALS FOR 1940	2,067,864	1,198,250	57.95

TABLE XII. CASUALTY AND MISCELLANEOUS (OTHER THAN AUTOMOBILE) PREMIUMS AND LOSSES IN ONTARIO DURING 1941, ACCORDING TO CLASSES OF INSURANCE (Cont'd)

AIRCRAFT

COMPANIES	NET PREMIUMS WRITTEN	NET LOSSES INCURRED	RATIO NET LOSSES INCURRED TO NET PREMIUMS WRITTEN
	\$	\$	%
Aetna Insurance.....	1,123	275	24.49
Automobile Insurance.....	1,508	902	59.81
British America.....	245	46	18.78
Continental Insurance.....	19
Fidelity & Casualty of N.Y.....	274
Glens Falls.....	50
Great American Indemnity.....	2,776	104	3.75
Great American Insurance.....	10,880
Hartford Accident.....	1,119	-61
Hartford Fire.....	1,123	275	24.49
Insurance Co. of North America.....	1,508	1,059	70.23
Lloyds.....	7,900	1,400	17.72
London Guarantee.....	722
Marine Insurance.....	354	250	70.62
Maryland Casualty.....	1,119
National Union Fire.....	-1	137
North River.....	374	91	24.33
Phoenix of London.....	13,450	8,867	65.93
Phoenix of Hartford.....	1,902	274	14.41
Providence Washington.....	358	50	13.97
Springfield Fire & Marine.....	966	103	10.66
St. Paul Fire & Marine.....	1,902	1,338	70.35
Travelers Fire.....	562	72	12.81
Travellers Indemnity.....	1,119
United States Fidelity.....	1,119	685	61.22
United States Fire.....	633	-362
Western Assurance.....	244	46	18.85
TOTALS FOR 1941.....	53,348	15,551	29.15
TOTALS FOR 1940.....	57,582	25,973	45.11

BOILER

Boiler Inspection.....	257,777	35,196	13.65
British Canadian.....	5
Employers' Liability.....	27,458	500	1.82
Fidelity & Casualty of New York.....	412
General Accident of Canada.....	61,502	5,978	9.72
Globe Indemnity.....	6,635	23	.35
Guardian Insurance of Canada.....	4,674	4	.09
Halifax Insurance.....	8,085	224	2.77
Hartford Steam Boiler.....	6,403	2,000	31.24
Liverpool & London & Globe.....	736	3	.41
Lloyds.....	200,760	27,524	13.71
London Guarantee.....	241
Lumbermens Mutual Casualty.....	4,863	1,103	22.68
Maryland Casualty.....	7,546
Mutual Boiler of Boston.....	3,698
Ocean Accident & Guarantee.....	28,922	-1,034
Pilot.....
Royal Insurance.....	8,132	22	.27
Travelers Indemnity.....	71,893	1,023	1.42
Western.....	-13
TOTALS FOR 1941.....	699,729	72,566	10.37

MACHINERY

Boiler Inspection.....	109,209	16,172	14.81
General Accident of Canada.....	34,783	11,779	33.86
Halifax Insurance.....	4,793	1,062	22.16
Hartford Steam Boiler.....	3,715
Lumbermens Mutual Casualty.....	101	12	11.88
Maryland Casualty.....	1,191
Mutual Boiler of Boston.....	233
Ocean Accident & Guarantee.....	30,246	1,863	6.16
Travelers Indemnity.....	2,180	296	13.58
TOTALS FOR 1941.....	186,451	31,184	16.72

TABLE XII. CASUALTY AND MISCELLANEOUS (OTHER THAN AUTOMOBILE) PREMIUMS AND LOSSES IN ONTARIO DURING 1941, ACCORDING TO CLASSES OF INSURANCE (Cont'd)

CREDIT

COMPANIES	NET PREMIUMS WRITTEN	NET LOSSES INCURRED	RATIO NET LOSSES INCURRED TO NET PREMIUMS WRITTEN
	\$	\$	%
American Credit.....	122,265	12,238	10.01
Halifax.....	130
TOTALS FOR 1941.....	122,395	12,238	10.00
TOTALS FOR 1940.....	118,204	12,481	10.56

EARTHQUAKE

Aetna Insurance.....	381
British America.....	5
Connecticut Fire.....	3
Fidelity-Phenix Fire.....	10
Great American.....	4
Hartford Fire.....	5
Home Insurance.....	40
Insurance Co. of North America.....	94
Liverpool & London & Globe.....	25
London & Lancashire.....	103
Phoenix of Hartford.....	5
Royal.....	54
Scottish Union & National.....	21
Sun Insurance Office.....	11
Western Assurance.....	21
Westchester Fire.....	5
World Fire & Marine.....	5
TOTALS FOR 1941.....	792

EXPLOSION

Aetna Insurance.....	9,744
Agricultural.....	2,974
Alliance Insurance.....	90
American Alliance.....	537
American Insurance.....	553
British America.....	1,058
British Canadian.....	26
British Crown.....	3,272
British Law.....	34
British Northwestern.....	1,122
British Oak.....	36
British Traders.....	341
Canadian Fire.....	1,715
Canadian General.....	96
Central Insurance.....	26
Central Manufacturers (Mutual).....	295
Central Union.....	44
Citizens of New Jersey.....	216
Connecticut Fire.....	3,454
Continental Insurance.....	220
Dominion Fire.....	47
Eagle Star.....	1,203
Employers' Liability.....	587
Ensign Insurance.....	10
Equitable Fire & Marine.....	691
Eureka-Security.....	978
Fidelity-Phenix.....	189
Fire Assoc. of Philadelphia.....	10
Firemen's Insurance of Newark.....	27
General Accident, Fire & Life.....	26
Girard Fire & Marine.....	25
Globe Indemnity of Canada.....	32
Great American Insurance.....	5,935
Guardian Assurance.....	1,805
Guardian Insurance.....	283
Guildhall.....	34
Halifax Insurance.....	1,837
Hand-in-Hand.....	1,303
Hartford Fire.....	2,994
Helvetia Swiss Fire.....	58
Home Insurance.....	1,886	4	21
Hudson Bay.....	41
Imperial Guarantee & Accident.....	43

TABLE XII. CASUALTY AND MISCELLANEOUS (OTHER THAN AUTOMOBILE) PREMIUMS AND LOSSES IN ONTARIO DURING 1941, ACCORDING TO CLASSES OF INSURANCE (Cont'd)

EXPLOSION (Concl'd)

COMPANIES	NET PREMIUMS WRITTEN	NET LOSSES INCURRED	RATIO NET LOSSES INCURRED TO NET PREMIUMS WRITTEN
	\$	\$	%
Imperial Insurance Office	1,181
Indiana Lumbermen's (Mutual)	121
Insurance Co. of North America	5,396
Law, Union & Rock	1,762
Legal & General	2,321
Liverpool & London & Globe	368
Liverpool-Manitoba	51
London Assurance	-684
London-Canada	227
London & County	-30
London & Lancashire Guar. & Acc.	7
London & Lancashire	28,003	18	.06
Lumbermens (Mutual)	85
Mercantile Insurance	2,097	43	2.05
Michigan Fire & Marine	78
National Ben-Franklin	25
National-Liverpool	27
National Union	1,007
Newark Fire	29
New York Underwriters	33
Niagara Fire	-2
North River	517
Northwestern National	34
Patriotic	549
Pearl	941
Phoenix of Hartford	5,724
Pioneer	23
Planet	1,321
Providence-Washington	1,317
Prudential Assurance	7,132
Queen City Fire	272
Queen Insurance	115
Reliance Insurance	750
Royal Exchange	90
Royal Insurance	112
St. Paul Fire & Marine	-1,618
Scottish Insurance	331
Scottish Union & National	1,189
Sea	608
Security Insurance of New Haven	-10
Security National	1,203
Sentinel Fire	20
South British	681
Springfield Fire & Marine	698
Sun Insurance Office	4,077
Switzerland General	56
Toronto General	79
Union of Canton	633
United States Fire	3,128
Urbaine	5
Westchester	1,979
Western Assurance	558
World Fire & Marine	256
World Marine & General	-3
TOTALS FOR 1941	120,766	65	.05

FORGERY

Canadian General	1,655	-6
Canadian Indemnity	1,412	19	1.35
Canadian Surety	5,826	2,019	34.65
Globe Indemnity	1,420	81	5.70
Guarantee Co. of North America	481
Halifax	83
Indemnity Insurance of North America	9,981	-2,759
Liverpool & London & Globe	158	8	5.06
Maryland Casualty	264
Royal Insurance	2,849	116	4.07
Toronto General	1,354	15	1.11
Union of Canton	495
United States Fidelity & Guarantee	611
TOTALS FOR 1941	25,978	104	.40

TABLE XII. CASUALTY AND MISCELLANEOUS (OTHER THAN AUTOMOBILE) PREMIUMS AND LOSSES IN ONTARIO DURING 1941, ACCORDING TO CLASSES OF INSURANCE (Cont'd)
GUARANTEE—FIDELITY

COMPANIES	NET PREMIUMS WRITTEN	NET LOSSES INCURRED	RATIO NET LOSSES INCURRED TO NET PREMIUMS WRITTEN
	\$	\$	%
American Surety	8,746	-566	..
Anglo-Scottish	99
British America	1,875	970	51.73
British Canadian	383
British Empire	420
Canada Accident & Fire	3,440	1,003	29.16
Canada Security	1,085	730	67.28
Canadian Fire	957	488	12.33
Canadian General	7,481	-2,314	..
Canadian Indemnity	12,964	1,489	11.49
Canadian Surety	29,425	5,023	17.07
Casualty Co. of Canada	1,765	-869	..
Century Insurance	1,079	-67	..
Consolidated Fire	567	47	8.29
Dominion of Canada General	58,033	58	..10
Economical Mutual	207
Employers' Liability	22,745	2,120	9.32
Employers' Reinsurance	640	537	83.91
Fidelity & Casualty of N.Y.	17
Fidelity Insurance of Canada	27,460	-1,519	..
General Accident of Canada	21,241	2,677	12.60
General Security	170	65	38.24
Globe Indemnity	17,707	2,261	12.77
Great American Indemnity	5,425	1,554	28.65
Guarantee Co. of North America	44,012	8,523	19.37
Guardian Insurance of Canada	17,116	1,892	11.05
Halifax Insurance	8,030	387	4.82
Hartford Accident & Indemnity	1,259	-42	..
Imperial Guarantee & Accident	14,829	-708	..
Imperial Insurance Office	192
Indemnity of North America	28,652	13,933	48.63
International Fidelity	2,743	101	3.68
Law, Union & Rock	41
Liberty Mutual	3,909
Liverpool & London & Globe	2,941	269	9.15
Lloyd's	38,335	6,663	17.38
London Guarantee & Accident	13,526	1,909	14.11
London & Lancashire G. & A.	5,291	-1,420	..
London & Provincial	5
Maryland Casualty	3,348	151	4.51
Metropolitan Casualty	1,491
National Surety	..	-233	..
North British & Mercantile	1,153
Northern Assurance	1,515
Norwich Union Fire	5,950	293	4.92
Ocean Accident & Guarantee	15,423	-423	..
Pearl Assurance	2,266	1,995	88.04
Phoenix of London	1,315	1,016	77.26
Pilot
Prudential Assurance	419	129	30.79
Railway Passengers	643	-149	..
Royal Exchange	3,430
Royal Insurance	25,879	2,172	8.39
Scottish Metropolitan	239
Sun Insurance Office	767	2	..26
Toronto General	6,121	938	15.32
Travellers Indemnity	5,833
Union of Canton	6,192	-356	..
Union Marine & General	485
United States Fidelity	141,056	21,922	15.54
Western	3,986	236	5.92
World Marine & General	795
Yorkshire	1,226	-50	..
UNLICENSED INSURANCE			
Saskatchewan Guarantee & Fidelity	664
TOTALS FOR 1941	638,008	72,837	11.42

GUARANTEE—SURETY

Aetna Casualty	10,408	5,560	53.42
Alliance Assurance	92	-60	..
American Surety	2,758	-638	..
British America	5,344	75	1.40
British Canadian	354
British Empire	484

TABLE XII. CASUALTY AND MISCELLANEOUS (OTHER THAN AUTOMOBILE) PREMIUMS AND LOSSES IN ONTARIO DURING 1941, ACCORDING TO CLASSES OF INSURANCE (Cont'd)
GUARANTEE—SURETY (Concl'd)

COMPANIES	NET PREMIUMS WRITTEN	NET LOSSES INCURRED	RATIO NET LOSSES INCURRED TO NET PREMIUMS WRITTEN
	\$	\$	%
Commerce Mutual.....	125
Canada Accident & Fire.....	2,443	-790
Canada Security.....	705	435	61.70
Canadian Fire.....	7,665	-118
Canadian General.....	36,103	1,610	4.46
Canadian Indemnity.....	21,145	825	3.90
Canadian Mercantile.....	125
Canadian Surety.....	23,447	-5,757
Casualty Co. of Canada.....	2,040	1,576	77.25
Century Insurance.....	140	5	3.57
Consolidated Fire.....	2,786
Dominion of Canada General.....	9,664	1,033	10.69
Economical Mutual.....	102
Employers' Liability.....	10,803	-1,346
Employers' Reinsurance.....	3,670	2,825	76.98
Fidelity & Casualty of N.Y.....	117
Fidelity Insurance of Canada.....	15,494	7,972	51.45
General Accident of Canada.....	34,655	-5,962
General Security.....	63	4	6.35
Globe Indemnity.....	3,153	305	9.67
Great American Indemnity.....	60
Guarantee Co. of North America.....	5,075
Guardian Insurance of Canada.....	3,149	-40
Halifax Insurance.....	3,956	-1,000
Hartford Accident & Indemnity.....	868
Hudson Bay.....
Imperial Guarantee & Accident.....	3,503
Imperial Insurance Office.....	7	-351
Indemnity of North America.....	207
Liverpool & London & Globe.....	838	34	4.06
Lloyd's.....
London Guarantee & Accident.....	19,864	-1,089
London & Lancashire G. & A.....	9,666	-2,198
Maryland Casualty.....	120	132	110.00
Metropolitan Casualty.....	338
National Surety.....	137	800	583.94
North British & Mercantile.....	231
Northern Assurance.....	254	143	56.30
Norwich Union Fire.....	4,507	575	12.76
Ocean Accident & Guarantee.....	5,122	2,109	41.18
Pearl Assurance.....	10,402
Phoenix of London.....	2,867
Pilot.....	5,717	-157
Prudential Assurance.....	637	2,100	329.67
Railway Passengers.....	206
Royal Exchange.....	3,832	1	.03
Royal Insurance.....	4,138	289	6.98
Scottish Metropolitan.....	64
Sun Insurance Office.....	371
Toronto General.....	29,539	3,157	10.69
Union of Canton.....	1,160
Union Marine & General.....	1,305
United States Fidelity.....	83,554	-10,071
Wawanesa Mutual.....	12
Western.....	5,852	-593
World Marine & General.....	22
Yorkshire.....	50
TOTALS FOR 1941	401,515	1,395	.35

HAIL

Continental Insurance.....	45,900	26,678	58.12
Hartford Fire.....	17,667	23,599	133.58
Home Insurance.....	64,294	54,965	85.49
Lloyd's.....	100,407	89,751	89.39
TOTALS FOR 1941	228,268	194,993	85.42
TOTALS FOR 1940	188,634	87,719	46.50

INLAND TRANSPORTATION

Acadia.....	268	171	63.81
Aetna Insurance.....	18,070	823	4.55
Agricultural.....	4,337	736	16.97
Alliance Insurance of Philadelphia.....	12,861	15,074	117.21
American Alliance.....	410	17	4.15

TABLE XII. CASUALTY AND MISCELLANEOUS (OTHER THAN AUTOMOBILE) PREMIUMS AND LOSSES IN ONTARIO DURING 1941, ACCORDING TO CLASSES OF INSURANCE (Cont'd)

INLAND TRANSPORTATION (Cont'd)

COMPANIES	NET PREMIUMS WRITTEN	NET LOSSES INCURRED	RATIO NET LOSSES INCURRED TO NET PREMIUMS WRITTEN
	\$	\$	%
American Insurance	31,436	18,429	58.62
Atlas Assurance	1,955	3,981	203.63
Automobile	4,936	407	8.25
British America	16,680	2,538	15.22
British Crown	13		
British Law	64	63	98.44
British Northwestern	828	109	13.16
Camden Fire	90		
Canada Accident	112	6	5.36
Canada Security	188		
Canadian Fire			
Canadian General	3,578	-444	
Canadian Indemnity	1,210	25	2.07
Canadian Surety Co.	10		
Central Union			
Central Manufacturers (Mutual)	406	583	143.60
Century	4,099	633	15.44
Columbia Insurance Co. of New York	3,612	560	15.50
Commercial Union	5,296	50	.94
Connecticut Fire	1,982	126	6.36
Continental Insurance	4,417	715	16.19
Eagle Fire	63	254	403.17
Eagle Star	341		
Employers' Liability	5	33	660.00
Equitable Fire & Marine	397	10	2.52
Federal Insurance	1,300	14	1.08
Fidelity-Phenix Fire	2,018	732	36.27
Fire Association of Philadelphia	2,957	2,874	97.19
Fireman's Fund	2,858	2,119	74.14
First American	47		
General Accident of Canada	1,368	-44	
General Accident, Fire & Life	375	426	113.60
General Security	131	66	50.38
Glens Falls	5,302	2,193	41.36
Globe Indemnity	1,462	775	53.01
Great American Insurance	3,686	149	4.04
Guardian Insurance of Canada	1,084		
Guildhall	66	60	90.91
Halifax	14,804	8,770	59.24
Hartford Fire	59,835	82,266	53.92
Home	23,516	8,669	36.86
Indemnity Marine	12,486	1,903	15.24
Insurance Co. of North America	40,037	15,218	38.01
Legal & General	4,116	1,315	31.95
Liverpool & London & Globe	8,276	3,233	39.06
Lloyd's	23,648	16,321	69.02
London Assurance	14,041	9,453	67.32
London Guarantee & Accident	894	570	63.76
London & Lancashire Insurance	23,596	1,986	8.42
Marine Insurance	3,272	1,802	55.07
Michigan Fire & Marine	322	155	48.14
National Ben-Franklin	712		
National Fire of Hartford	386		
National Union Fire	2,435		
Niagara Fire	122	42	34.43
North British & Mercantile	1,477	1,100	74.48
North Empire	179	114	63.69
North River	-10	184	
Northern Assurance	1,052	338	32.13
Northwestern Mutual	160	16	10.00
Northwestern National	4	152	3,800.00
Norwich Union	4,644	1,684	36.26
Ocean Accident	340	18	5.29
Pacific Coast Fire	2,097	319	15.21
Pacific Fire	1,019		
Pearl Assurance	2,971	1,053	35.44
Philadelphia Fire	7		
Phoenix of Hartford	3,285	209	6.36
Phoenix of London	2,173	1,033	47.54
Pilot	2,146	289	13.47
Providence-Washington	424		
Prudential Assurance Co.	31,410	17,920	57.05
Queen Insurance	563		
Railway Passengers	380	233	61.32
Royal Exchange	131		
Royal Insurance	8,194	3,999	48.80
St. Paul Fire & Marine	16,211	2,336	14.41
Scottish Union	195		

TABLE XII. CASUALTY AND MISCELLANEOUS (OTHER THAN AUTOMOBILE) PREMIUMS AND LOSSES IN ONTARIO DURING 1941, ACCORDING TO CLASSES OF INSURANCE (Cont'd)

INLAND TRANSPORTATION (Cont'd)

COMPANIES	NET PREMIUMS WRITTEN	NET LOSSES INCURRED	RATIO NET LOSSES INCURRED TO NET PREMIUMS WRITTEN
	\$	\$	%
Sea Insurance	215	57	26.51
Security Insurance of New Haven	134	75	55.97
Sentinel Fire	80	39	48.75
Springfield	2,816	1,353	48.05
Sun Insurance Office	1,037	467	45.03
Toronto General	2,928	29	99
Travelers Fire	2,066	68	3.29
Union Assurance Society	201	6	2.98
Union of Carlton	33,170	10,690	32.23
Union Marine	553	—208	...
United States Fire	10,484	1,584	15.11
Wawanesa	154	12	7.79
Westchester Fire	10,484	1,584	15.11
Western	24,519	3,248	13.25
World Fire & Marine	525	9	1.71
World Marine & General	77	3	3.90
Yorkshire	5,829	1,961	33.64
UNLICENSED INSURANCE			
North Star Reinsurance	28	12	42.86
TOTALS FOR 1941	547,168	207,952	38.01
TOTALS FOR 1940	698,114	271,424	38.88

LIVE STOCK

Hartford Live Stock	6,291	1,425	22.65
Indemnity of North America	5,857	5,966	101.86
Lloyd's	8,226	7,725	93.91
Yorkshire	104	275	264.42
TOTALS FOR 1941	20,478	15,391	75.16
TOTALS FOR 1940	28,638	13,351	46.62

MARINE

Aetna Insurance	31,073	6,874	2.12
Agricultural	28,074	11,137	39.67
Alliance of Philadelphia	103,015	25,029	24.30
Automobile	301	8,995	2,988.37
Boston	288	—2	...
British America	111,543	41,588	37.28
British & Foreign	505
British Traders	20,110	2,574	12.80
Century	27,230	10,668	39.18
Commercial Union Assurance	7,503	239	3.19
Continental Insurance	603	784	130.02
Eagle Star	123,117	43,855	35.62
Federal Insurance	50,000	21,435	42.87
Fidelity-Phoenix	15,816	15,362	97.13
Fire Association of Philadelphia	9,512	3,934	41.36
Fireman's Fund	15,220	27,116	178.16
Glens Falls	144
Great American	2,084
Halifax Insurance	51,814	15,947	30.78
Hartford Fire	7,015	—2,726	...
Home Insurance	16,272	16,414	100.87
Indemnity Marine	83,439	31,284	37.49
Insurance Co. of North America	216,317	51,649	23.88
Liverpool & London & Globe	9,139	—42	...
London Assurance	10,212	2,608	25.54
Marine Insurance	21,075	—3,597	...
Motor Union	22,810	9,369	41.07
North River	3,831	2,926	76.38
Northern Assurance	7,052	2,532	35.90
Norwich Union	30,648	2,423	7.91
Pacific Coast Fire	14,052	5,174	36.82
Phoenix of Hartford	—135
Providence-Washington	12,560	800	6.37

TABLE XII. CASUALTY AND MISCELLANEOUS (OTHER THAN AUTOMOBILE) PREMIUMS AND LOSSES IN ONTARIO DURING 1941, ACCORDING TO CLASSES OF INSURANCE (Cont'd)

MARINE (Cont'd)

COMPANIES	NET PREMIUMS WRITTEN	NET LOSSES INCURRED	RATIO NET LOSSES INCURRED TO NET PREMIUMS WRITTEN
	\$	\$	%
Queen Insurance	20,106	20	.10
Royal Exchange	77,142	25,051	32.47
Royal Insurance	3,399	120	3.53
St. Paul Fire & Marine	51,249	13,725	26.78
Sea Insurance	790	1	.13
Standard Marine	36,885	16,777	45.48
Sun Insurance Office	724	13	1.80
Union of Canton	201,893	39,330	19.48
Union Marine	32,024	2,453	7.66
United States Fire	70,260	25,715	36.60
Westchester Fire	70,260	25,715	36.60
Western Assurance	154,573	56,597	36.61
World Fire & Marine	461	1,081	234.49
Yorkshire	7,532	60	.80
TOTALS FOR 1941	1,779,537	561,013	31.53
TOTALS FOR 1940	2,085,942	975,319	46.76

PERSONAL PROPERTY

Acadia	2,095	893	42.63
Aetna Insurance	69,795	18,562	26.59
Agricultural	4,655	1,632	35.06
Alliance	54,469	31,011	56.93
American Alliance	1,293	304	23.51
American Insurance	1,672	46	2.75
Atlas	8,867	3,512	39.61
Automobile	15,086	6,270	41.56
British America	18,129	6,259	34.52
British Crown	54	153	283.33
British Law	1,791	1,145	63.93
British Northwestern	7,006	2,525	36.04
British Traders	736		
Caledonian	6,936	2,832	40.83
Camden	1,539	237	15.40
Canada Accident	11,847	5,227	44.12
Canada Security	3,460	865	25.00
Canadian Fire	1,329	644	48.46
Canadian General	13,558	4,402	32.47
Canadian Indemnity	3,022	1,212	40.11
Canadian Surety	2,348	707	30.11
Casualty Co. of Canada	1,216	379	31.17
Century	5,744	1,375	23.94
Columbia	698	298	42.69
Commercial Union	10,793	5,422	50.24
Connecticut Fire	13,129	4,690	35.72
Continental Insurance	1,893	639	33.76
Dominion of Canada	28,505	9,466	33.21
Eagle Fire	1,163	94	8.08
Eagle Star	3,048	1,039	26.32
Economical Mutual	5,455	688	12.61
Employers' Liability	27,764	14,520	52.30
Equitable Fire & Marine	2,628	958	35.69
Federal Fire	1,921	22	1.15
Federal Insurance	407	704	172.97
Fidelity Insurance of Canada	12,752	4,273	33.51
Fidelity-Phenix	8,228	1,503	18.27
First American Fire	242		
Fire Association of Philadelphia	9,811	281	2.86
Fireman's Fund	10,415	169	1.62
General Accident of Canada	23,007	6,688	29.07
General Accident Fire & Life	17,739	8,957	50.49
General Security	2,893	927	32.04
Glens Falls	31,860	17,050	53.54
Globe Indemnity	5,360	2,106	39.29
Gore District Mutual	1,666	521	31.27
Great American Insurance	11,639	2,733	23.48
Guardian Assurance	1,279	308	24.08
Guardian of Canada	5,755	2,058	35.76
Guildhall	3,723	1,183	31.78
Halifax	18,826	7,269	38.61
Hardware Dealers (Mutual)	3,155	2,677	84.85
Hartford Fire	7,218	2,474	34.28
Home Insurance	22,121	5,060	22.87

TABLE XII. CASUALTY AND MISCELLANEOUS (OTHER THAN AUTOMOBILE) PREMIUMS AND LOSSES IN ONTARIO DURING 1941, ACCORDING TO CLASSES OF INSURANCE (Cont'd)

PERSONAL PROPERTY (Cont'd)

COMPANIES	NET PREMIUMS WRITTEN	NET LOSSES INCURRED	RATIO NET LOSSES INCURRED TO NET PREMIUMS WRITTEN
	\$	\$	%
Imperial Insurance Office	1,392	755	54.24
Indemnity Marine	14,001	4,628	33.05
Insurance Co. of North America	56,558	25,541	45.16
Law, Union & Rock	1,805	357	19.78
Legal & General	8,872	4,718	53.18
Liverpool & London & Globe	21,724	8,424	38.78
Lloyd's	1,990	131	6.58
London Assurance	8,525	2,688	31.53
London Canada	1,112		
London Guarantee	7,144	3,003	42.04
London & Lancashire	74,302	21,318	28.69
London & Provincial	1,245	214	17.19
London & Scottish	102		
Marine Insurance Co.	1,316	1,017	77.28
Michigan Fire & Marine	4,149	564	13.59
Minnesota Implement (Mutual)	3,155	2,677	84.85
National-Ben Franklin	21,289	4,919	23.11
National Union	6,359	3,924	61.71
New York Underwriters	2,227	668	30.00
Niagara Fire	538	1,245	231.41
North British & Mercantile	9,081	5,807	63.95
North Empire	1,397	596	42.66
North River	50	15	30.00
Northern Assurance	5,958	381	6.39
Northwestern (Mutual)	1,243	217	17.46
Norwich Union	21,113	6,570	31.12
Ocean Accident & Guarantee	18,514	11,973	64.67
Pacific Coast Fire	2,064	815	39.49
Pacific Fire	4,374	3,474	79.42
Patriotic Assurance	29		
Pearl	16,806	10,037	59.72
Philadelphia Fire & Marine	1,856	96	5.14
Phoenix of London	15,759	9,205	58.41
Phoenix of Hartford	21,772	7,771	35.69
Providence Washington	5,241	5,888	112.34
Prudential Assurance	21,698	7,990	36.82
Railway Passengers	3,225	217	6.73
Royal Exchange	7,161	1,867	26.07
Royal Insurance	30,576	11,050	36.14
Royal Scottish	93		
Scottish Metropolitan	1,584	680	42.93
Scottish Union	3,120	1,515	48.56
Sea Insurance	2,076	274	13.20
Security	4,589	1,525	33.23
Sentinel	525	141	26.86
Springfield Fire & Marine	16,331	4,939	30.24
St. Paul Fire & Marine	21,035	35,990	171.10
Sun Insurance Office	6,366	4,700	73.83
Toronto General	11,093	3,459	31.18
Travellers Fire	15,355	9,612	62.60
Union Assurance Society	11,648	5,986	51.39
Union of Canton	20,314	7,719	38.00
Union Marine	4,205	1,787	42.50
Unites States Fire	10,320	4,069	39.43
Wawanesa (Mutual)	219		
Wellington Fire	1,574	560	35.58
Westchester Fire	10,320	4,070	39.44
Western Assurance	22,705	8,957	39.45
World Fire & Marine	1,191	789	66.25
Wold Marine & General	2,304	17	.74
Yorkshire	8,211	3,506	42.70
UNLICENSED INSURANCE			
North Star Reinsurance	417		
TOTALS FOR 1941	1,133,967	466,013	41.10
TOTALS FOR 1940	778,942	177,055	22.73

TABLE XII. CASUALTY AND MISCELLANEOUS (OTHER THAN AUTOMOBILE) PREMIUMS AND LOSSES IN ONTARIO DURING 1941, ACCORDING TO CLASSES OF INSURANCE (Cont'd)

PLATE GLASS

COMPANIES	NET PREMIUMS WRITTEN	NET LOSSES INCURRED	RATIO NET LOSSES INCURRED TO NET PREMIUMS WRITTEN
	\$	\$	%
JOINT STOCK			
Alliance Assurance.....	60
Anglo-Scottish Insurance.....	95	72	75.79
Atlas Assurance.....	2,170	1,032	47.56
British America.....	1,371	1,292	94.24
British Canadian.....	346	142	41.04
British Empire.....	413	221	53.51
British Northwestern.....	686	550	80.17
Canada Accident & Fire.....	4,037	1,587	39.31
Canada Security.....	944	727	77.01
Canadian Fire.....	1,797	723	40.23
Canadian General.....	7,196	3,493	48.54
Canadian Indemnity.....	3,431	2,611	76.10
Canadian Surety.....	4,091	1,073	26.23
Casualty Co. of Canada.....	7,862	4,311	54.83
Century Insurance.....	560	55	9.82
Commercial Union.....	803	167	20.80
Consolidated Fire.....	962	811	84.30
Continental Casualty.....	5,388	2,989	55.48
Dominion of Canada General.....	12,236	6,691	54.68
Dominion Fire.....	3,711	2,049	55.21
Eagle, Star.....	1,640	1,005	61.28
Employers' Liability.....	9,301	5,357	57.60
Federal Fire.....	8,418	4,038	47.97
Fidelity Insurance of Canada.....	1,676	574	34.25
General Accident of Canada.....	12,950	8,571	66.19
General Accident Fire & Life.....	2,533	1,336	52.74
General Security.....	619	413	66.72
Globe Indemnity.....	4,886	2,185	44.72
Great American Indemnity.....	1,296	57	4.40
Guardian Insurance of Canada.....	2,787	1,134	40.69
Guildhall.....	1,541	437	28.36
Halifax Insurance.....	4,238	2,544	60.03
Hand-in-Hand.....	1,750	933	53.31
Hartford Accident & Indemnity.....	2,007	547	27.25
Imperial Guarantee & Accident.....	854	254	29.74
Imperial Insurance Office.....	475	232	48.84
Indemnity of North America.....	952	65	6.83
Law, Union & Rock.....	217
Legal & General.....	4,905	5,238	106.79
Liverpool & London & Globe.....	543	243	44.75
London Assurance.....	343	53	15.45
London Guarantee & Accident.....	2,541	1,223	48.13
London & Lancashire Guarantee & Accident.....	3,581	2,346	65.51
London & Provincial.....	110	37	33.64
London & Scottish.....	638	365	57.21
Maryland Casualty.....	1,296	802	61.88
Metropolitan Casualty.....	12,288	5,352	43.55
Motor Union.....	1,058	895	84.59
National Provincial.....	1,911	1,153	60.33
North British & Mercantile.....	2,249	744	33.08
Northern Assurance.....	5,191	1,872	36.06
Northwest Casualty.....	2,379	1,227	51.58
Norwich Union.....	8,921	4,140	46.41
Occidental Fire.....	526	80	15.21
Ocean Accident & Guarantee.....	46,323	21,355	46.10
Phoenix of London.....	981	209	21.30
Pilot.....	4,161	1,294	31.10
Prudential Assurance.....	3,740	1,755	46.93
Railway Passengers.....	936	295	31.52
Royal Insurance.....	4,624	2,068	44.72
Scottish Metropolitan.....	712	370	51.97
Southern.....	1,058	680	64.27
Sun Insurance Office.....	692	282	40.75
Toronto General.....	5,888	3,006	51.05
Travelers Indemnity.....	3,009	1,394	46.33
Union Assurance Society.....	1,022	521	50.98
Union of Canton.....	2,813	1,080	38.39
Union Marine.....	1,057	107	10.12
United States Fidelity.....	5,016	1,627	32.44
Western.....	3,382	2,217	65.55
World Marine & General.....	3,531	1,522	43.10
Yorkshire.....	1,953	989	50.64
Zurich.....	5,083	2,306	45.37
CASH MUTUALS			
Economical.....	1,068	189	17.70
Gore District Mutual Fire Insurance.....	200	56	28.00
Wawanesa.....	1,308	666	50.92

TABLE XII. CASUALTY AND MISCELLANEOUS (OTHER THAN AUTOMOBILE) PREMIUMS AND LOSSES IN ONTARIO DURING 1941, ACCORDING TO CLASSES OF INSURANCE (Cont'd)

PLATE GLASS (Cont'd)

COMPANIES	NET PREMIUMS WRITTEN	NET LOSSES INCURRED	RATIO NET LOSSES INCURRED TO NET PREMIUMS WRITTEN
	\$	\$	%
MUTUAL			
Lumbermen's Mutual Casualty Co.....	2,240	682	30.45
OTHER			
Lloyd's.....	255	52	20.39
TOTALS FOR 1941.....	265,771	130,830	49.23
TOTALS FOR 1940.....	260,991	118,514	45.41

REAL PROPERTY

Aetna Insurance.....	82,470	5,822	7.06
Agricultural.....	427	2	.47
American Alliance.....	22
Atlas Assurance.....	513	208	40.55
British America Assurance.....	865	1,045	120.81
British Law.....	30	-6
Canadian Fire.....
Canadian General.....
Canadian Surety.....
Central Insurance.....
Central Union Insurance.....
Century.....	374	149	39.84
Connecticut Fire.....	244
Continental Insurance.....	615	480	79.51
Equitable Fire & Marine.....	49
Fire Assurance of Philadelphia.....	930
Fireman's Fund.....	693
General Accident of Canada.....	136
Globe Indemnity.....	109
Great American Insurance.....	201
Guilddhall.....	220	-8
Indemnity Marine.....	804	747	92.91
Liverpool & London & Globe.....	937
Lloyd's.....	111,768	2,654	2.37
London Assurance.....	60	-16
London-Canada.....	79
London & Lancashire Insurance.....	22,449	246	1.10
Northern Assurance.....	47
Norwich Union.....	15
Pacific Coast Fire.....	108	149	137.96
Pearl Assurance Co.....	99	8	8.08
Phoenix of Hartford.....	404
Royal Insurance.....	546
United States Fire Insurance.....	538	747	138.85
Westchester.....	538	747	138.85
Western Assurance.....	1,183	1,643	138.88
World Fire & Marine.....	1,301
World Marine & General.....	10
TOTALS FOR 1941.....	228,705	14,705	6.43

SICKNESS

JOINT STOCK			
British America.....	4,529	1,866	41.20
British Canadian.....	2,013	2,389	118.68
British Empire.....	1,935	543	28.06
British Northwestern.....	1,157	1,379	119.19
Canada Accident.....	5,041	564	11.19
Canada Security.....	1,009	216	21.41
Canadian General.....	5,361	1,773	33.07
Canadian Indemnity.....	1,875	947	50.51
Casualty Co. of Canada.....	8,664	2,677	30.90
Commercial Union.....	1,725	1,751	101.51
Continental Casualty.....	216,322	100,299	46.37
Dominion of Canada General.....	31,630	13,557	42.86
Employers' Liability.....	46,978	24,996	53.21
Fidelity Insurance of Canada.....	1,016	458	45.08
General Accident of Canada.....	16,389	9,394	57.32

TABLE XII. CASUALTY AND MISCELLANEOUS (OTHER THAN AUTOMOBILE) PREMIUMS AND LOSSES IN ONTARIO DURING 1941, ACCORDING TO CLASSES OF INSURANCE (Cont'd)

SICKNESS (Concl'd)

COMPANIES	NET PREMIUMS WRITTEN	NET LOSSES INCURRED	RATIO NET LOSSES INCURRED TO NET PREMIUMS WRITTEN
	\$	\$	%
JOINT STOCK			
General Accident Fire & Life.....	10,461	9,389	89.75
General Security.....	2,348	1,956	83.30
Globe Indemnity.....	11,798	5,800	49.16
Great American Indemnity Co.....	135
Guardian Insurance of Canada.....	5,538	3,384	61.10
Guildhall.....	1,021	1,736	170.03
Halifax Insurance.....	3,713	2,222	59.84
Hartford Accident & Indemnity.....	138
Imperial Guarantee & Accident.....	22,245	14,839	66.71
Imperial Insurance Office.....	533	170	31.89
Indemnity Co. of North America.....	156	-1
Law, Union & Rock.....	1,066	224	21.01
Legal & General.....	1,022	1,050	102.74
Liverpool & London & Globe.....	1,311	644	49.12
London Guarantee & Accident.....	5,262	2,103	39.97
London & Lancashire Guarantee & Accident.....	3,925	1,218	31.03
London Assurance.....	1,184	702	59.29
Maryland Casualty.....	23
Metropolitan Casualty Co.....	-3	124
North American Accident.....	313	-62
North British & Mercantile.....	6,349	4,150	65.36
Northern Assurance.....	3	127	4,233.33
Norwich Union Fire.....	6,913	1,847	26.72
Occidental Fire.....	337	-49
Occidental Life.....	30
Ocean Accident & Guarantee.....	14,075	8,766	62.28
Phoenix of London.....	1,421	224	15.76
Prudential Assurance.....	4,284	3,401	79.39
Railway Passengers.....	4,353	1,915	43.99
Royal Insurance.....	11,374	5,517	48.51
Sun Insurance Office.....	3,379	1,800	53.27
Toronto General.....	4,386	1,790	40.81
Travelers Insurance.....	95,768	57,710	60.26
Union Assurance Society.....	1,072	29	2.71
Union of Canton.....	14,413	12,956	89.89
Union Marine.....	248
United States Fidelity.....	2,641	3,570	135.18
Western.....	20,342	14,056	69.10
World Marine.....	3	127	4,233.33
Zurich.....	120,980	84,162	69.57
MUTUALS			
Metropolitan.....	18,937	5,447	28.76
Royal Guardian.....	591	169	28.60
OTHER			
Lloyd's.....	25	366	1,464.00
TOTALS FOR 1941.....	749,757	416,387	55.54
TOTALS FOR 1940.....	640,974	418,168	65.24

SPRINKLER LEAKAGE

Aetna Insurance.....	1,074
British Traders.....	37
China Fire.....	5
Citizens Insurance of New Jersey.....	17
Continental Insurance.....	49
Fidelity-Phenix.....	105
Fireman's Fund.....	653
Hand-in-Hand.....	6
Hartford Fire.....	393	69	17.56
Home Fire & Marine.....	-32
Home Insurance.....	697	38	5.45
Insurance Co. of North America.....	141
Lloyd's.....	944	328	34.75
Maryland Casualty.....	867
Merchants Fire Insurance.....	11

TABLE XII. CASUALTY AND MISCELLANEOUS (OTHER THAN AUTOMOBILE) PREMIUMS AND LOSSES IN ONTARIO DURING 1941, ACCORDING TO CLASSES OF INSURANCE (Cont'd)

SPRINKLER LEAKAGE (Concl'd)

COMPANIES	NET PREMIUMS WRITTEN	NET LOSSES INCURRED	RATIO NET LOSSES INCURRED TO NET PREMIUMS WRITTEN
	\$	\$	%
Niagara Fire.....	2
Northwestern Mutual.....	19
Philadelphia Fire.....	9
Queen City.....	235
South British.....	10
Union of Canton.....	63
TOTALS FOR 1941.....	5,305	435	8.20
TOTALS FOR 1940.....	5,960	482	8.09

THEFT

Alliance Assurance.....	289
American Surety.....	5,715	128	2.24
Anglo-Scottish.....	143
Arax Indemnity.....	175	38	21.71
Atlas Assurance.....	5,973	517	8.66
British America.....	5,782	1,520	26.29
British Canadian.....	1,060	60	5.66
British Empire.....	1,040	86	8.27
British Northwestern.....	1,585	25	1.58
Canada Accident.....	3,113	863	27.72
Canada Security.....	1,943	19	.98
Canadian Fire.....	4,316	22	.51
Canadian General.....	8,316	2,047	24.62
Canadian Indemnity.....	18,670	6,833	36.60
Canadian Surety.....	5,362	2,084	38.87
Casualty Co. of Canada.....	13,279	8,531	64.24
Century Insurance.....	345
Commercial Union.....	1,850	1,153	62.32
Continental Casualty.....	3,522	862	24.47
Dominion of Canada General.....	35,484	10,280	28.97
Economical Mutual.....	523
Employers' Liability.....	27,456	7,566	27.56
Employers' Reinsurance.....	1,984
Federal Fire.....	9,224	1,598	17.32
Fidelity & Casualty of N.Y.....	157
Fidelity Insurance of Canada.....	7,951	2,280	28.68
General Accident of Canada.....	34,464	2,667	7.74
General Accident Fire & Life.....	4,163	-364
General Casualty of Paris.....
General Security.....	680	8	1.18
Globe Indemnity.....	13,638	3,108	22.79
Great American Indemnity.....	1,309	94	7.18
Guardian Insurance of Canada.....	13,115	3,719	28.36
Guildhall.....	1,998	-683
Halifax Insurance.....	9,347	2,952	31.58
Hartford Accident & Indemnity.....	7,718	3,435	44.51
Imperial Guarantee & Accident.....	2,555	433	16.95
Imperial Insurance Office.....	423	-73
Indemnity of North America.....	13,485	625	4.63
Law, Union & Rock.....	294	49	16.67
Legal & General.....	2,966	781	26.33
Liberty Mutual.....	428
Liverpool & London & Globe.....	1,512	346	22.88
Lloyd's.....	29,245	5,379	18.39
London Assurance.....	697	492	70.59
London Guarantee & Accident.....	13,422	1,338	9.97
London & Lancashire Guarantee & Accident.....	2,510	469	18.69
London & Provincial.....	539	106	19.67
London & Scottish.....	580	67	11.55
Lumbermen's Mutual Casualty.....	2,618	1,747	66.73
Maryland Casualty.....	4,503	1,220	27.09
Metropolitan Casualty.....	9,558	4,941	51.69
North British & Mercantile.....	4,301	468	10.88
Northern Assurance.....	11,147	1,362	12.22
Northwest Casualty.....	2,708	65	2.40
Norwich Union Fire.....	12,834	1,109	8.64
Occidental Fire.....	1,288	238	18.48
Ocean Accident & Guarantee.....	14,572	2,785	19.11
Pearl Assurance.....	3,981	2,689	67.55
Phoenix of London.....	2,574	1,566	60.84
Pilot.....	2,956	282	9.54
Prudential Assurance.....	5,111	554	10.84
Railway Passengers.....	1,387	1,195	86.16

TABLE XII. CASUALTY AND MISCELLANEOUS (OTHER THAN AUTOMOBILE) PREMIUMS AND LOSSES IN ONTARIO DURING 1941, ACCORDING TO CLASSES OF INSURANCE (Cont'd)

THEFT (Cont'd)

COMPANIES	NET PREMIUMS WRITTEN	NET LOSSES INCURRED	RATIO NET LOSSES INCURRED TO NET PREMIUMS WRITTEN
	\$	\$	%
Reliance	696	245	35.20
Royal Exchange	7,466	2,372	31.77
Royal Insurance	15,144	3,741	24.70
Sun Insurance Office	2,006	693	34.55
Toronto General	6,804	2,048	30.10
Travelers Indemnity	71,430	9,922	13.89
Union Assurance Society	1,367	435	31.82
Union of Canton	7,839	4,166	53.14
Union Marine	535
United States Fidelity	34,785	4,276	12.29
United States Guarantee	1,460	407	27.88
Wawanesa (Mutual)	815	304	37.30
Western	12,534	2,571	20.51
World Marine & General	6,717	893	13.29
Yorkshire	7,908	945	11.95
Zurich	17,284	4,255	24.62
TOTALS FOR 1941	594,384	129,343	21.76

WEATHER INSURANCE

JOINT STOCK			
Aetna Insurance	2,052
Alliance of Philadelphia	522	439	84.10
Car & General	-11
Hartford Fire	2,945	463	15.72
Home Insurance	402	985	245.02
Motor Union Insurance	-6
National Provincial	-6
Royal Exchange	17
State Assurance	-6
TOTALS FOR 1941	5,909	1,887	31.93

WINDSTORM

JOINT STOCK			
Acadia Fire Insurance	3	1	33.33
Aetna Insurance	1,491	3,056	204.96
Agricultural	5	48	960.00
American Alliance	9	26	288.89
American Insurance	-19
Bee Fire
British America Assurance	251	1,671	665.74
British Canadian	11
British Crown	-28
British Empire Assurance	2	3	150.00
British Law Insurance	5
Canada Security	34	38	111.76
Canadian Fire	193	52	26.94
Canadian General	8
Central Union Insurance	10
Columbia Insurance Co. of N.Y.	1
Connecticut Fire	57	91	159.65
Continental Insurance	1,731	456	26.34
Eagle Fire	17	38	223.53
Employers' Liability	63
Equitable Fire & Marine	12	18	150.00
Fidelity-Phenix	1,624	674	41.50
Fire Assoc. of Philadelphia	26	4	15.38
Firemen's Insurance	-5,845	388
First American Fire	13	22	169.23
Glens Falls	599	1,418	236.73
Great American Insurance	101	232	229.70
Guildhall	73
Halifax	307	109	35.50
Hartford Fire	28,839	15,998	55.47
Home Insurance	19,086	19,903	104.28
Imperial Assurance Co.	2
Imperial Guarantee	46	21	45.65

TABLE XII. CASUALTY AND MISCELLANEOUS (OTHER THAN AUTOMOBILE) PREMIUMS AND LOSSES IN ONTARIO DURING 1941, ACCORDING TO CLASSES OF INSURANCE (Concl'd)


WINDSTORM (Concl'd)

COMPANIES	NET PREMIUMS WRITTEN	NET LOSSES INCURRED	RATIO NET LOSSES INCURRED TO NET PREMIUMS WRITTEN
JOINT STOCK			
	\$	\$	%
Insurance of North America.....	297	212	71.38
London Assurance.....	-240
London Guarantee & Accident.....	2
London & Lancashire Insurance.....	171	520	304.09
Mercantile.....	20	29	145.00
Merchants Fire Insurance.....	-30
Merchants Marine.....	-4
Mercury.....	161	112	69.57
Michigan Fire & Marine.....	-1	3
National Fire.....	73
National Union.....	1,135	759	66.87
New York Underwriters.....	18	25	138.89
Niagara Fire.....	30	139	356.41
North Empire.....	2
Northwestern Mutual.....	6	35	583.33
Northwestern National.....	-7,712	-58
Norwich Union.....	448	162	36.16
Pearl.....	21
Philadelphia Fire & Marine.....	10
Phoenix of Hartford.....	94	151	160.64
Phoenix of London.....	205	36	17.56
Providence-Washington.....	79	2	2.53
Prudential Assurance.....	325
Reliance.....	94	26	27.66
St. Paul Fire & Marine.....	1,297	918	70.78
Scottish Union & National.....	43	181	420.93
Security.....	28	4	14.29
Sentinel.....	1
Springfield.....	-12	25
Toronto General Insurance.....	6
Union of Canton.....	1
Union Marine.....	2	1	50.00
United Firemen's.....	1
United States Fire.....	65	107	164.62
Westchester.....	59	3	5.08
Western Assurance.....	277	1,047	377.98
MUTUALS			
Economical.....	6,043	2,192	36.27
Gore District Mutual Fire Insurance.....	9,892	2,920	29.52
Hardware Dealers.....	9
Mill Owners Mutual.....	-41	5
Minnesota Implement.....	26
Portage La Prairie.....	24
Wawanesa.....	57,056	32,434	56.85
FARMERS' MUTUALS			
Ontario Farmers' Weather.....	16,510	10,343	62.61
Western Farmers' Weather.....	56,072	58,887	105.02
TOTALS FOR 1941.....	118,694	86,268	72.68

TABLE XIII. COMPARATIVE SUMMARY OF TOTAL PREMIUMS AND LOSSES IN ALL CLASSES (OTHER THAN LIFE) IN ONTARIO FOR THE YEARS ENDING DECEMBER 31, 1941 AND 1940

CLASS	1941			1940		
	NET PREMIUMS WRITTEN	NET LOSSES INCURRED	RATIO NET LOSSES INCURRED TO NET PREMIUMS WRITTEN	NET PREMIUMS WRITTEN	NET LOSSES INCURRED	RATIO NET LOSSES INCURRED TO NET PREMIUMS WRITTEN
	\$	\$	%	\$	\$	%
Accident—Personal.....	1,495,366	541,214	36.19	1,437,826	552,484	38.42
Accident—Public Liability.....	1,176,536	445,018	37.82	1,129,866	373,199	33.03
Accident—Employers' Liability.....	413,327	195,304	47.25	293,593	90,465	30.81
Accident and Sickness Combined.....	2,649,595	1,644,214	62.06	2,067,864	1,198,250	57.95
Aircraft.....	53,348	15,551	29.15	57,582	25,973	45.11
Boiler—Boiler.....	699,729	72,566	10.37	467,053	58,323	12.49
Boiler—Machinery.....	186,451	31,184	16.72			
Credit.....	122,395	12,238	10.00	118,204	12,481	10.56
Earthquake.....	792					
Explosion.....	120,766	65	.05	342,688	30,347	8.86
Real Property.....	228,705	14,705	6.43			
Forgery.....	25,978	104	.40	629,678	212,798	33.79
Theft.....	594,384	129,343	21.76			
Guarantee—Fidelity.....	638,008	72,837	11.42	903,608	185,249	20.50
Guarantee—Surety.....	401,515	1,395	.35			
Hail.....	228,268	194,993	85.42	188,634	87,719	46.50
Inland Transportation.....	547,168	207,952	38.01	698,114	271,424	38.88
Live Stock.....	20,478	15,391	75.16	28,638	13,351	46.62
Marine.....	1,779,537	561,013	31.53	2,085,942	975,319	46.76
Personal Property.....	1,133,967	466,013	41.10	778,942	177,055	22.73
Plate Glass.....	265,771	130,830	49.23	260,991	118,514	45.41
Sickness.....	749,757	416,387	55.54	640,974	418,168	65.24
Sprinkler Leakage.....	5,305	435	8.20	5,960	482	8.09
Weather.....	5,909	1,887	31.93	160,027	181,572	113.29
Windstorm.....	118,694	86,268	72.68			
TOTALS OTHER THAN FIRE AND AUTOMOBILE.....	13,661,749	5,256,907	38.48	12,296,184	4,983,173	40.53
AUTOMOBILE.....	13,315,564	6,751,708	50.70	12,135,244	6,700,382	55.21
FIRE.....	21,944,046	7,515,479	34.25	18,454,755	7,434,245	40.28
GRAND TOTALS.....	48,921,359	19,524,094	39.91	42,886,183	19,117,800	44.58

NOTE.—Adjustment expenses are not included in Net Losses Incurred in 1941, but were included in the 1940 figures.



IV
APPENDICES



APPENDIX I

REVIEW OF 1942 LEGISLATION

At the 1942 session of the Legislature the following amendments were effected to *The Insurance Act* by *The Insurance Amendment Act, 1942* (Statutes of Ontario, 1942, Chap. 22). The Legislature prorogued on April 16, 1942, and the Act, except sections 1 and 6, came into force sixty days after the day of prorogation. Section 6 came into force on June 1, 1942, by proclamation dated May 28, 1942.

By section 1 (to come into force on a day to be named by the Lieutenant-Governor by his proclamation) clauses 4, 9, 14, 19, 26, 27, 30, 39, 48, 53, 54, 58 and 60 of section 1 of *The Insurance Act* are repealed. This amendment (when proclaimed in force) will remove from *The Insurance Act* the definitions of classes of insurance which are not required for purposes of the statutory conditions and provisions. Provision is made in section 2 to define such classes of insurance by regulations. This section also provides for the determination by the Superintendent of the classes of insurance into which various forms of insurance contract may fall. Former section 24 of the Act is repealed, and the new provisions substituted therefor.

By section 3 a new subsection 2 (a) is added to section 39 of the Act to make clear that the deposit provisions of the Act shall not apply to marine insurance.

By section 4, subsection 1 (a) of section 102 of the Act, which makes the provisions of the Fire Part of the Act applicable to any additional hazards which may be covered by a contract supplemental to a fire policy, is repealed as certain provisions of such supplemental contracts conflict with the provisions in the Fire Part.

By section 5 a new section 187a is enacted as follows:

187a. Indemnity under a contract of automobile insurance shall not be deemed contrary to public policy whether or not loss or damage in respect of which the indemnity is claimed has been caused through negligence or through violations of *The Criminal Code* or any law or statute of any province, state or country by the owner or driver of the automobile.

By this amendment the common law principle of no indemnity for loss caused by a criminal act is removed as a defence to a claim under an automobile insurance policy.

By section 6 a new automobile statutory condition 3 (a) is added to section 188 of the Act. The new condition reads as follows:

3 (a). In cases other than motor vehicle liability policies, the insurer shall not be liable for loss or damage that is caused directly or indirectly by bombardment, invasion, civil war, insurrection, rebellion, revolution, military or usurped power, or by operations of armed forces while engaged in hostilities, whether war be declared or not, or by civil commotion arising from any of the foregoing, unless the policy or an endorsement thereon expressly provides otherwise.

The new condition excludes coverage for losses caused by war except where special provision has been made in the policy or in an endorsement thereto. This condition came into effect on June 1, 1942, by proclamation of the Lieutenant-Governor.

By section 7, section 222 of the Act is amended to read as follows:

222. This part shall apply to weather insurance and to any insurer carrying on the business of weather insurance in the Province, but shall not apply to weather insurance provided by an endorsement to a contract of fire insurance.

This amendment removes the conflict as to the conditions applicable to weather insurance added by endorsement to a contract of fire insurance.

By section 8, subsection 15 of section 281 is repealed, and new subsections 15, 15a and 15b substituted therefor, reading as follows:

(15) A member of a duly licensed pension fund association other than a salaried employee who receives commission, or a member of a mutual fire, weather or live stock insurance corporation carrying on business solely on the premium note plan, may without a license solicit persons to become members of such society, association or corporation.

(15a) An officer or a salaried employee of the head office of a duly licensed fraternal society who does not receive commission, may, without a license, solicit insurance contracts on behalf of the society.

(15b) Any member not an officer or salaried employee described in subsection 15a may without a license solicit insurance contracts on behalf of the society unless such member devotes or intends to devote more than one-half of his time to soliciting such contracts or has in the previous license year solicited and procured life insurance contracts on behalf of the society in an amount in excess of \$20,000.

These subsections provide for the licensing of agents of fraternal societies.

THE CORPORATIONS AND INCOME TAXES SUSPENSION ACT, 1942

By this Act (6 Geo. VI, Chap. 1) the Treasurer of Ontario is authorized, on behalf of the Government of Ontario, to enter into an agreement with the Government of the Dominion of Canada, the effect of the agreement and this Act being to suspend the levying and collection of taxes under *The Corporations Tax Act* and *The Income Tax Act* and taxes on reciprocal exchanges imposed under *The Insurance Act* for the duration of the war. The agreement appears as a schedule to the Act. The suspensions commenced in the calendar year 1941 and continue for subsequent calendar years during the operation of the agreement. The Dominion will reimburse the Province for its loss of revenue by quarterly subvention payments. The amount payable annually by the Dominion to Ontario is based on Ontario collections from the taxes suspended, during the fiscal year 1940-1941.

THE FIRE MARSHAL'S ACT

By section 14 of *The Statute Law Amendment Act, 1942* (6 Geo. VI, Chap. 34), subsection 1 of section 12 of *The Fire Marshal's Act* was repealed, and a new subsection substituted therefor requiring that the Fire Marshal's tax of one third of one per centum upon the gross premiums in respect of fire insurance business transacted in Ontario be calculated in accordance with the annual statement furnished to the Department of Insurance under *The Insurance Act* and fixing the date of payment of tax to be on or before April 30 in each year. Formerly the tax was calculated in accordance with an annual statement furnished to the Treasurer of Ontario under *The Corporations Tax Act*, the operation of which is suspended pursuant to *The Corporations and Income Taxes Suspension Act, 1942*.

THE EVIDENCE ACT

By section 2 of *The Evidence Amendment Act, 1942*, section 45 of *The Evidence Act*, which prescribes the method of proving the death of a member of His Majesty's Forces, is re-enacted so as to conform with modern conditions. The new provision is substantially the same as that contained in *The Evidence Act* of most other provinces and is taken from the draft of the Uniform Evidence Act adopted by the Conference of Commissioners on Uniformity of Legislation in Canada. The new section 45 reads as follows:

45. The production of a certificate in writing signed or purporting to be signed,
- (a) by the Adjutant-General, Deputy Adjutant-General, or officer in charge of records, Militia Service, Department of National Defence, in the case of a member of His Majesty's Military Forces; or
 - (b) by the Naval Secretary, Naval Service, Department of National Defence, in the case of a member of His Majesty's Naval Forces; or
 - (c) by the officer in charge of records, Air Service, Department of National Defence, in the case of a member of His Majesty's Air Forces; or
 - (d) by an officer of His Majesty's Naval, Military or Air Forces, authorized so to sign, in the case of a member of any of His Majesty's Forces;

stating that the person named in the certificate was a member of any of His Majesty's Forces, and that he has been officially reported as dead or presumed to be dead, if it appears on the face of the certificate that the person signing is qualified as prescribed in clause (a), (b), (c) or (d), as the case may be, shall be sufficient proof of the death of such person and of all facts stated in the certificate for any purpose to which the authority of this Legislature extends, and also of the office, authority and signature of the person giving or making the certificate, without any proof of his appointment, authority or signature.

APPENDIX II

REPORT OF THE STANDING COMMITTEE ON VALUATION OF SECURITIES

Association of Superintendents of Insurance of the Provinces of Canada

To the President and Members of the Association:

This Committee consists of the Provinces of Quebec and Ontario, and each year submits reports determining the basis of valuation of securities for use by insurers in completing annual statement blanks. The report with respect to valuations as at December 31, 1941, was as follows:

"Your Committee has unanimously concluded to determine the values of bonds, debentures and stocks for the purposes of the Provinces of Canada upon the same basis as last year, as follows:

"1. All bonds amply secured and not in default shall be valued on an amortized basis.

"2. All other bonds shall be valued as shown in the list of securities to be published on or about January 15, 1942, by the Standing Committee on Valuation of Securities of the Association of Superintendents of Insurance of the Provinces of Canada.

"3. Stocks, except as provided in paragraph 4, shall be valued in the aggregate at book value or market value, whichever is lower.

"4. Stocks held by life insurance companies may be valued in the aggregate at the cost or book value, whichever is lower, provided the income received by such companies on such stocks in the aggregate during each of the five years preceding the date of valuation shall have been at a rate sufficient to meet the interest required to maintain policy reserves and other policy obligations, and provided further that the net investment income received by such companies on their ledger assets shall not have been less than required to maintain the reserve. This shall not apply to stocks of corporations in receivership or similar status. Cost as used shall be held to include stocks received as exchanges or rights received as dividends or otherwise, at not to exceed the market value quoted on the date acquired.

"The list of securities referred to in paragraph 2 shall include all bonds held by insurance companies that are not eligible for amortization, and the valuations shown therein shall be market quotations as of December 31, 1941, except that bonds of states of the United States and of provinces of the Dominion of Canada and political subdivisions thereof shall be valued at market quotations as of December 1, 1941."

Your Committee is not at present prepared to submit definite recommendations concerning valuations used by insurers for real estate and mortgages, and would ask that they be authorized to continue their investigations.

The annual meeting of the National Association of Insurance Commissioners was held in Denver, Colorado, in June of this year and was attended by your Committee. The basis of valuation of securities adopted this year by the National Association was substantially the same as last year, although the wording of the resolution has been altered considerably and the method of determining those bonds that are eligible for amortization has been changed somewhat. Your Committee is faced with a much simpler problem in this regard than the National Association in the United States and has not experienced in the past and does not anticipate in the near future any difficulty in determining those bonds that are eligible for amortization.

Your Committee therefore recommends for adoption the same basis as last year for the valuation of securities for use by insurers in completing the annual statements as at December 31, 1942.

GEORGES LAFRANCE, *Chairman*

On behalf of the Committee (Ontario and Quebec)

September 30, 1942

APPEN

STATEMENT OF THE LOCATION OF THE HEAD OFFICES AND NAMES
INCORPORATED BY ONTARIO OTHER

NAME OF COMPANY	CLASS OF INSURERS	HEAD OFFICE
Algoma	Mutual	Sault Ste. Marie
Amherst Island	Mutual	Stella
Ayr Farmers'	Mutual	Ayr
Bay of Quinte Agricultural	Mutual	Picton
Bertie and Willoughby Farmers'	Mutual	Wainfleet
Blanshard	Mutual	Science Hill
Blenheim, North, Farmers'	Mutual	Plattsville
Brant	Mutual	Brantford
Canadian Millers'	Mutual	Hamilton
Canadian Reciprocal Underwriters	Reciprocal	Toronto
Caradoc Farmers'	Mutual	Mount Brydges
Chosen Friends, Canadian Order of	Fraternal	Hamilton
Civil Service Mutual Benefit	Fraternal	Ottawa
Clinton Township	Mutual	Beamsville
Culross	Mutual	Teeswater
Dereham and West Oxford	Mutual	Ingersoll
Dorchester, North and South	Mutual	Harrietsville
Downie	Mutual	St. Paul's
Dufferin Farmers'	Mutual	Shelburne
Dumfries, North, and Waterloo, South	Mutual	Galt
Dunwich Farmers'	Mutual	Iona Station
Easthope, South, Farmers'	Mutual	Tavistock
Ekfrid	Mutual	Appin
Elma Farmers'	Mutual	Atwood
Empire Life Insurance Company	Stock	Kingston
Eramosa	Mutual	Rockwood
Erie Farmers'	Mutual	South Cayuga
Farmers' Central	Mutual	Walkerton
Farmers' Union	Mutual	Lindsay
Foresters, Canadian Order of	Fraternal	Brantford
Formosa	Mutual	Formosa
Germania Farmers'	Mutual	Ayton
Glengarry Farmers'	Mutual	Alexandria
Grand River Farmers'	Mutual	Caledonia
Grenville Patron	Mutual	Spencerville
Grey and Bruce	Mutual	Hanover
Guelph Township	Mutual	Guelph
Halton Union Farmers'	Mutual	Campbellville
Hamilton Firemen's Benefit Fund	Fraternal	Hamilton
Hamilton Police Benefit Fund	Fraternal	Hamilton
Hamilton Township Farmers'	Mutual	Cobourg
Hand-in-Hand	Stock	Toronto
Hay Township Farmers'	Mutual	Zurich
Hopewell Creek	Mutual	New Germany
Howard Farmers'	Mutual	Ridgetown
Howick Farmers'	Mutual	Wroxeter
Kent and Essex Farmers'	Mutual	Chatham
Lambton Farmers'	Mutual	Watford
Lanark County Farmers'	Mutual	Perth
Lennox and Addington	Mutual	Napanee
Lobo Township	Mutual	Ilderton
London Police Benefit Fund	Fraternal	London
London Township	Mutual	Denfield

DIX III

AND ADDRESSES OF PRINCIPAL OFFICERS OF ALL INSURERS
THAN MUTUAL BENEFIT SOCIETIES

PRESIDENT OR PRINCIPAL OFFICER	POST OFFICE	MANAGER OR SECRETARY	POST OFFICE
A. H. Hieckson	Sault Ste. Marie	C. M. Elliott	Sault Ste. Marie
A. N. Hitchins	Stella	E. C. McDonald	Stella, R. 3
Wm. D. Foulds	Glenmorris	Miss A. L. Maus	Ayr
E. D. Greer	Wellington	W. A. Davis	Pictou, Box 585
J. A. Daboll	Ridgeville, R. 1	A. G. Willson	Wainfleet, R. 1
Duncan McVannell	St. Mary's, R. 3	Thos. H. Driver	Science Hill
M. Pearson	Woodstock, R. 7	Stuart Hastings	Plattsville, R. 1
F. Woodley	Cainsville	E. M. Eddy	Brantford
Lieut.-Col. A. L. Noble	Norval	Irving M. Lockie	Hamilton
E. W. Brown	New York	V. W. Gerrish	Toronto
D. M. McNeill	Strathroy, R. 1	E. W. J. Sutherland	Mt. Brydges
P. M. Button	Scotland, Ont.	C. H. Fitch	Hamilton
A. H. Brown	Ottawa	J. J. McGill	Ottawa
Geo. A. Gibson	Virgil	G. A. Tinlin	Beamsville
Thos. P. McDonald	Teeswater	F. G. Moffat	Teeswater, R. 3
F. H. Gregg	Salford	C. H. Kipp	Ingersoll, Box 295
S. S. McDermand	Port Burwell	Mrs. S. E. Facey	Harrietsville
Leslie Brown	Motherwell	Geo. Armstrong	St. Paul's, R. 2
W. F. Hammond	Shelburne	J. A. Richardson	Shelburne
Geo. L. Telfer	Paris, R. 2	W. R. Cross	Galt, Box 155
John E. Pearce	Wallacetown	Wm. Galbraith	Iona Station
Geo. A. Green	St. Paul's, R. 1	Miss M. Caister	Tavistock
D. A. McCallum	Glencoe, R. 4	Wm. T. May	Appin
I. D. Smith	Atwood	J. A. McBain	Atwood
C. P. Fell	Toronto	L. T. Boyd	Kingston
S. McLean	Rockwood, R. 4	Thos. A. Forsyth	Rockwood, R. 1
Walter Ebert	Cayuga, R. 3	W. B. Otterman	Selkirk
Moses Bilger	Mildmay	B. W. Schumacher	Walkerton
Bruce McNevin, M.P.	Omemee, R. 3	H. H. McFadden	Lindsay
W. M. Couper	Montreal	Alf. P. Van Someren	Brantford
Thos. Inglis	Clifford, R. 1	Herbert M. Kuntz	Formosa
Chas. Holm	Ayton, R. 1	H. J. Henderson	Ayton
Wm. Joyce	St. Andrews, W.	V. G. Chisholm	Alexandria, R. 1
W. Teasdale	Cayuga	Mrs. G. Douglas	Caledonia
E. D. Perrin	Prescott, R. 2	W. M. Snyder	Spencerville
D. McKinnon	Chesley	Wm. Ruttle	Hanover
David Small	Guelph, R. 5	A. B. Falconbridge	Guelph
Victor Hall	Hornby, R. 2	A. T. Moore	Campbellville
Jas. Gordon	Hamilton	B. Mathews	Hamilton
Digby Sharpe	Hamilton	E. C. Howell	Hamilton
E. H. Martyn	Port Hope, R. 1	W. A. Hoskin	Cobourg, R. 5
W. R. Houghton	Toronto	P. L. Waylett	Toronto
G. Graham	Brucefield	H. K. Eiber	Crediton
Chas. Wagner	Breslau, R. 2	A. J. Frank	Maryhill
R. L. Smyth	Blenheim	W. M. Attridge	Ridgetown
W. R. Graham	Corrie	J. H. Wylie	Wroxeter
D. M. Fletcher	Merlin, R. 1	Oliver Drury, C.A.	Chatham
Wm. Forbes	Wyoming, R. 2	A. G. Minielly	Watford
W. E. McNeely	Carleton Place	A. A. Bowes	Perth
A. Hartman	Odessa	Geo. T. Walters	Napanee
L. S. Douglas	Strathroy, R. 5	A. E. McKay	Ilderton, R. 2
M. Coxworth	London	P. W. Harpur	London
W. W. Stanley	Denfield, R. 2	V. A. Tackabury	London, R. 6

APPEN

STATEMENT OF THE LOCATION OF THE HEAD OFFICES AND NAMES
INCORPORATED BY ONTARIO OTHER

NAME OF COMPANY	CLASS OF INSURERS	HEAD OFFICE
McGillivray	Mutual	Parkhill
McKillop	Mutual	Seaforth
Maple Leaf Farmers'	Mutual	Columbus
Merchants	Stock	Toronto
Nissouri Farmers'	Mutual	Kintore
Norfolk County Farmers'	Mutual	Simcoe
North Kent	Mutual	Dresden
Oneida Farmers'	Mutual	Hagersville
Ontario Commercial Travellers' Association	Fraternal	London
Ontario Farmers' Weather	Mutual	Grand Valley
Ontario Secondary School Teachers'	Fraternal	Toronto
Ontario Threshermen's	Mutual	Chatham
Ottawa Firemen's	Fraternal	Ottawa
Ottawa Police Benefit Fund Association	Fraternal	Ottawa
Ottawa Superannuation Fund	Fraternal	Ottawa
Otter	Mutual	Norwich
Peel County Farmers'	Mutual	Brampton
Peel and Maryborough	Mutual	Drayton
Perth	Cash-Mutual	Stratford
Pilot Insurance Company	Stock	Toronto
Prescott Farmers'	Mutual	Alfred
Puslinch	Mutual	Hespeler
Queen City	Stock	Toronto
Saltfleet and Binbrook	Mutual	Amcaster
Sons of England	Fraternal	Toronto
Southwold Farmers'	Mutual	Shedden
St. Joseph, l'Union, du Canada	Fraternal	Ottawa
Stratford, City of, Mutual Benefit Fund	Fraternal	Stratford
Toronto Firemen's Benefit Fund	Fraternal	Toronto
Toronto Police Benefit Fund	Fraternal	Toronto
Townsend Farmers'	Mutual	Waterford
Usborne and Hibbert	Mutual	Exeter
Walpole Farmers'	Mutual	Jarvis
Waterloo	Cash-Mutual	Waterloo
Waterloo, North, Farmers'	Mutual	Waterloo
Wawanosh, West	Mutual	Dungannon
Western Farmers' Weather	Mutual	Woodstock
Westminster Township	Mutual	Glanworth
Williams, East	Mutual	Kerrwood
Yarmouth	Mutual	St. Thomas

DIX III (Concl'd)

AND ADDRESSES OF PRINCIPAL OFFICERS OF ALL INSURERS
THAN MUTUAL BENEFIT SOCIETIES (Concl'd)

PRESIDENT OR PRINCIPAL OFFICER	POST OFFICE	MANAGER OR SECRETARY	POST OFFICE
Wm. E. Lee	Clandeboye	A. E. Taylor	Parkhill, R. 3
Alex. McEwing	Blyth	M. A. Reid	Seaforth
Lieut.-Col. R. B. Smith	Oshawa	P. G. Purves	Columbus
W. R. Houghton	Toronto	Chas. M. Horswell	Toronto
Fred E. Day	Embro	E. J. Gleason	Lakeside, R. 1
J. H. Lawrence	Vittoria, R. 1	A. E. Culver	Simcoe, Box 185
L. S. Shaw	Turnerville	W. S. Holmes	Dresden
H. R. Parsons	Cayuga, R. 2	Knud Wodskou	Hagersville, R. 3
C. J. Atkins	London	Geo. T. Hair	London
Donald L. Gear	Orton, R. 2	Miss N. M. Foster	Grand Valley
H. T. Donaldson	Toronto	R. W. E. McFadden	Brantford
Byrell Harris	Chatham	Miss G. A. Rouse	Chatham
J. A. Forward	Ottawa	A. Mason	Ottawa
E. Sabourin	Ottawa	Geo. McLeod	Ottawa
W. E. MacDonald	Ottawa	G. P. Gordon	Ottawa
J. Slattery	Woodstock, R. 8	H. C. Cayley	Norwich
W. W. Little	Brampton, R. 4	F. J. Thomson	Brampton
Robt. McClanahan	Drayton	Mrs. E. Cragg	Drayton
G. G. McPherson, K.C.	Stratford	A. E. Dodds	Stratford
C. C. Bowen	Detroit	N. G. Duffet	Toronto
F. X. Cadieux	L'Original	L. E. Parisien	Alfred
J. A. McPherson	Puslinch, R. 3	Fred Roszell	Puslinch
W. R. Houghton	Toronto	P. L. Waylett	Toronto
S. L. Stewart	Glanford Stn., R. 3	Roy E. Smith	Ancaster, R. 2
S. W. Oakley	Toronto	W. V. Oglesby	Toronto
C. Hunter	Southwold Stn.	Wilfred E. Sells	Shedden
Dr. R. H. Parent	Ottawa	Hector Menard	Ottawa
R. J. Beatty	Stratford	A. S. Kappele	Stratford
W. J. Wadsworth	Toronto	J. S. Eakin	Toronto
C. J. Lytle	Toronto	J. S. Eakin	Toronto
B. Kellum	Waterford, R. 3	D. A. Hill	Waterford
John McGrath	Dublin, R. 1	B. W. F. Beavers	Exeter
W. Banfield	Nanticoke, R. 2	Geo. L. Miller	Jarvis
W. G. Wiechel	Waterloo	F. H. Moser	Waterloo
Percy Shantz	Kitchener, R. 4	Jos. H. Woods	Waterloo
G. M. Stuart	Lucknow, R. 2	Mrs. G. C. Treleaven	Dungannon
C. E. Sutherland	Woodstock	Geo. J. MacKay	Woodstock
Thos. H. Hunt	Lambeth, R. 3	W. H. Weatherston	Glanworth, R. 1
R. G. Brock	Strathroy, R. 5	Jno. A. McLeish	Kerrwood, R. 3
H. L. Lawton	St. Thomas, R. 4	A. E. Bucke	St. Thomas, R. 8

APPENDIX IV
CLASSIFICATION OF EXPERIENCE ON FIRE RISKS IN ONTARIO FOR 1941 AND FIVE YEARS, 1937-41
 (Excluding Reciprocal Exchanges, Farmers' Mutual and Associated Factory Mutual Companies)

CLASS No.		1941			5 YEARS, 1937-41			CLASS No.
		GROSS PREMIUMS WRITTEN, LESS RETURNS PREMIUMS AND LICENSED REINSURANCE CEDED	NET LOSSES INCURRED (RECOVERIES FROM LICENSED REINSURERS DEDUCTED)	RATIO %	*GROSS PREMIUMS WRITTEN, LESS RETURNS PREMIUMS AND LICENSED REINSURANCE CEDED	*NET LOSSES INCURRED (RECOVERIES FROM LICENSED REINSURERS DEDUCTED)	RATIO %	
1-A	Dwellings—brick protected, excluding farm risks.....	\$1,629,627	\$ 566,106	34.74	\$8,493,272	\$2,299,951	27.08	1-A
1-B	Dwellings—frame protected, excluding farm risks.....	1,989,578	615,042	30.91	9,112,793	2,753,738	30.22	1-B
2-A	Dwellings—brick unprotected, excluding farm risks.....	137,931	52,978	38.41	738,144	262,402	35.55	2-A
2-B	Dwellings—frame unprotected, excluding farm risks.....	1,193,249	418,474	35.07	5,468,992	2,345,672	42.89	2-B
3	Farm risks (including contents) and livestock.....	894,605	420,525	47.01	4,048,048	2,175,661	53.75	3
4	All other two- or three-year risks..	785,007	390,908	49.80	4,098,216	1,721,734	42.01	4
5	Mercantile risks—wholesale stores and warehouses and contents..	462,622	90,992	19.67	1,806,865	783,000	43.33	5
6	Mercantile risks—retail stores and contents.....	3,167,541	1,138,225	35.93	14,437,756	5,409,491	37.47	6
7	All other mercantile risks.....	345,393	117,257	33.95	1,188,975	283,325	23.83	7
8	Breweries and malt houses.....	36,847	160	.43	143,476	3,203	2.23	8
9	Boot and shoe factories.....	13,082	3,251	24.85	52,272	5,116	9.79	9

10	Canning factories.....	55,610	1,952	3.51	259,060	117,243	45 26	10
11	Confectionery and biscuit factories.....	13,656	10,166	74.44	62,087	21,760	35 05	11
12	Flour and oatmeal mills.....	80,933	48,533	59.97	395,827	250,023	63 16	12
13	Grain elevators.....	318,381	25,279	7.94	877,020	164,590	18.77	13
14	Laundries.....	51,011	26,923	52.78	238,206	80,557	33.82	14
15	Sawmills.....	142,457	58,979	41.40	612,534	272,742	44 53	15
16	Lumber yards.....	308,676	190,343	61.66	1,671,078	461,232	27.60	16
17	Machine shops and metal workers.....	405,650	167,653	41.33	1,327,104	620,526	46 76	17
18	Mining risks.....	434,102	24,091	5.55	1,929,039	268,032	13 89	18
19	Pork-packing and curing houses.....	40,199	11,633	28.94	162,115	110,839	68 37	19
20	Pulp and paper mills.....	69,596	14,527	20.87	228,906	60,310	26 35	20
21	Street-car barns.....	38,860	5,524	14.22	†231,037	†92,794	40 16	21
22	Tanneries.....	7,475	1,134	15.17	35,454	2,114	5 96	22
23	Woodworking factories.....	195,138	86,853	44.51	800,880	393,267	49 10	23
24	Woolen and knitting mills.....	32,128	23,604	73.47	127,434	87,538	68 69	24
25	All other manufacturing risks.....	1,010,285	465,662	46.09	4,050,019	1,594,361	39 37	25
26	All other one-year and short-term risks.....	2,918,998	1,030,557	35.31	12,700,991	4,489,093	35 34	26
27	Sprinklered risks of whatever nature or occupancy.....	2,618,986	337,340	12.88	8,237,673	2,399,262	29 13	27
	TOTALS.....	\$19,397,623	\$6,344,671	32.71	\$83,535,273	\$29,529,576	35.35	

*For the year 1937 premiums and losses were compiled on the basis of direct business (reinsurance assumed being excluded).

†Includes steam railway risks for the year 1937.

APPENDIX V

COURT DECISIONS

EXPLANATORY NOTE:

There follows in full text the judgment of the Supreme Court of Canada, delivered October 6, 1942, in a Reference as to the validity of section 16 of The Special War Revenue Act. In 1941 the Parliament of Canada amended subsection (1) of section 16 by striking out the words "or of any province thereof" in the fourteenth line thereof. The effect of this change was to impose on residents of Canada who insure with any British or foreign company, not authorized under the laws of the Dominion of Canada to transact insurance, or with any exchange the chief place of business of which is outside of Canada, and not so authorized, a 10 per cent premium tax respecting such insurance, whether or not such insurer be licensed by a province. While before the Senate a provision was added to the amending legislation whereby the amendment to section 16 would not come into force until the question of its constitutionality shall have been submitted to the Supreme Court of Canada. On September 23, 1941, an Order-in-Council was passed referring the question of the validity of this section to the Supreme Court. The Reference was argued on November 17-19, 1941, and judgment delivered on October 6, 1942.

IN THE SUPREME COURT OF CANADA

IN THE MATTER OF A REFERENCE AS TO THE VALIDITY OF SECTION 16 OF THE SPECIAL WAR REVENUE ACT, AS AMENDED

BEFORE: The Chief Justice (SIR LYMAN DUFF), RINFRET, CROCKET, KERWIN, HUDSON and TASCHEREAU, J.J.

Argument, November 17, 18 and 19, 1941. Judgment, October 6, 1942.

COUNSEL: For the Attorney-General of Canada:
F. P. VARCOE, K.C., Deputy Minister of Justice, and
W. R. JACKETT.

For the Attorney-General of Quebec:
AIMÉ GEOFFRION, K.C.

For the Attorney-General of Ontario:
GORDON D. CONANT, K.C., in person;
C. R. MAGONE, K.C., and
HARTLEY D. MCNAIRN, K.C.

For the Mutual Boiler Insurance Company of Boston, *Intervenants*:
V. EVAN GRAY, K.C.

For All Canada Insurance Federation, *Intervenants*:
J. A. MANN, K.C.

The unanimous judgment of the Court was delivered by:

THE CHIEF JUSTICE: The interrogatory referred to us is in the following terms:

"Is section 16 of The Special War Revenue Act, as enacted by section 1 of Chapter 54 of the Statutes of 1932 and amended by section 4 of Chapter 27 of the Statutes of 1940-41, *ultra vires* of the Parliament of Canada either in whole or in part, and if so, in what particular or particulars or to what extent?"

The said section 16, as amended, reads as follows:

"16. (1) Every person resident in Canada who, after the thirty-first day of December, 1931, insures or has insured his property situate in Canada in which he has an insurable interest, other than that of an insurer of such property, or renews or has renewed any such insurance, against risks other than marine risks:

- (a) with any British or foreign company; or
- (b) with any exchange, the chief place of business of which exchange or of its principal attorney-in-fact is situate outside of Canada,

which, on or before the first day of July, 1932, or at the time such insurance is effected or renewed if after the last-mentioned date, is not authorized under the laws of the Dominion of Canada to transact the business of insurance, shall, on or before the first day of March,

1933, and on or before the first day of March in each year thereafter, pay to the Minister, in addition to any other tax payable under any other existing law or statute, a tax of ten per centum of the net premiums paid or payable by such person in respect of such insurance for the next preceding calendar year.

"(2) For the purpose of this section, every corporation carrying on business in Canada shall be deemed to be a person resident in Canada."

I have given to the arguments advanced in support of the validity of this enactment, as well as to those against it, the most prolonged and, I must admit, anxious consideration. Some of the arguments relied upon by the provinces seem to open up rather far-reaching topics touching the powers of the Parliament of Canada concerning intercourse with other countries. I find it unnecessary to discuss such topics, because I think the question raised by the reference falls to be dealt with upon comparatively narrow ground.

I am unable to accept the argument that the enactment is *prima facie* valid as such and that the invalidity of the existing legislation relating to the transaction of the business of insurance is immaterial. In view of the decision in the Insurance Case of 1932 (in *re* Insurance Act of Canada, 1932 A.C., p. 41), I see no escape from the proposition advanced by the provinces that section 16 of The Special War Revenue Act, as amended by the statutes of 1940 to 1941, is, in point of law, so related to the insurance legislation affecting British and foreign companies and extra-Canadian exchanges that if the insurance legislation is invalid section 16 must fall with it. In this respect I see no admissible distinction between the two cases.

The point of substance, therefore, is whether this insurance legislation is invalid as a whole, or in such degree as to strike section 16 with sterility.

It is convenient first to refer to the Act relating to British companies. By section 2 (b) a British company is thus defined:

"British company means any corporation incorporated under the laws of the United Kingdom of Great Britain and Northern Ireland or any British Dominion or possession other than Canada or a province of Canada for the purpose of carrying on the business of insurance."

Sections 116 and 117 are in these words:

"116. There shall be established and maintained in the Department of Insurance a register in which shall be entered the names of all British companies registered under this Part and to which certificates of registry are granted.

"117. No British company shall transact the business of insurance in Canada, save as hereinafter expressly provided, unless it is registered and holds a certificate of registry from the Minister."

Section 118 requires, *inter alia* as a condition of registration, that a British company shall make a deposit with the Minister in any of the securities specified in section 55 of the Act in the following sums, namely:

"(1) for a certificate of registry to transact the business of life insurance or fire insurance, the sum of one hundred thousand dollars, and

"(2) for a certificate of registry to transact any other class of insurance business, such sum as the Treasury Board may determine."

It appears then that by this legislation a British company is prohibited from making any contract of insurance in Canada, that is to say in any province of Canada, and from performing in any such province any act of inducement to enter into any such contract, or any act relating to the performance of any such contract, or rendering any service connected with any such contract in any such province, unless it is registered, and among the conditions of such registration is that just mentioned.

One must consider the effect of these enactments in practice. Prior to the passing of this statute a British company has an agency in Toronto. It has complied with the provisions of the provincial law, whatever they may be, in respect of giving security for the benefit of its policyholders. The Dominion enactment comes into operation and the British company and its agents immediately come under the prohibition of section 117 and the company and its agents become subject to the penalties prescribed by section 142, which become exigible on the performance of any one or more of the acts constituting by definition the "business of insurance," unless and until it becomes registered under the Dominion statute.

I do not perceive any valid reason for holding that it would be beyond the powers of a province, in exercise of its authority to regulate the business of insurance in the province, to require the registration of insurers, and to exact as conditions of obtaining such registration the deposit of security of a character similar to that required by section 118.

Assuming that the Dominion, in exercise of its control of trade and commerce under the second clause of section 91, may regulate the business of insurance carried on by British companies as a branch of external trade and commerce, this does not give the Dominion authority to regulate their strictly provincial business; and it is my opinion that sections 116, 117 and 118, if valid, do effect the regulation of such business. The general principle is well settled and well known. (The King v. Eastern Terminal Elevator Co., 1925 S.C.R., p. 434; Attorney-General for Canada v. Attorney-General for Ontario, 1937 A.C., p. 326). The judgment of Lord Dunedin in the Insurance Case of 1932 *supra* does not explicitly deal with the provisions of the statute then under review that correspond with sections 116, 117 and 118. Nevertheless, I think when that judgment is read as a whole its language points rather to the conclusion that, in the view of the great and lamented judge who delivered it, these provisions stood in the same category as those relating to the forms of contracts and those governing transactions between an insurance company and its agents. It is not necessary, however, to consider whether this point is strictly ruled by Lord Dunedin's judgment in the sense that these particular provisions were passed upon. The principle of exclusive provincial control of the business of insurance within the province lies at the foundation of the judgment.

From this, it follows also that the corresponding enactments in The Foreign Companies Act are not *intra vires*. Those enactments, being legislation in relation to the business of insurance within the province, are not (it flows from the reasoning of that judgment) alien legislation in the sense contemplated by the judgment in the Attorney-General for Canada v. Attorney-General for Alberta, 1916 (1) A.C., p. 588. On this point I think the words of Lord Dunedin at p. 51 of the report in 1932 A.C. are conclusive:

"What has got to be considered is whether this is in a true sense of the word alien legislation, and that is what Lord Haldane meant by 'properly framed legislation.' Their Lordships have no doubt that the Dominion Parliament might pass an Act forbidding aliens to enter Canada or forbidding them so to enter to engage in any business without a license, and further they might furnish rules for their conduct while in Canada, requiring them, e.g., to report at stated intervals. But the sections here are not of that sort: they do not deal with the position of an alien as such; but under the guise of legislation as to aliens they seek to intermeddle with the conduct of insurance business, a business which by the first branch of the 1916 case has been declared to be exclusively subject to provincial law. Their Lordships have, therefore, no hesitation declaring that this is not 'properly framed' alien legislation."

The case of extra-Canadian exchanges is not distinguishable. It follows that section 16 is *ultra vires*.

It is perhaps unnecessary to add that nothing I have said is in any way inconsistent with the principle which precludes a province from impairing by legislation the status and powers of a Dominion company.

The interrogatory referred to us should be answered, "Yes, in its entirety."

LEE ET AL V. GRENVILLE PATRON MUTUAL FIRE INSURANCE COMPANY

ONTARIO HIGH COURT

Heard February 12, 1942. Trial at Brockville.

COPY OF REASONS FOR JUDGMENT OF HOPE, J. DELIVERED FEBRUARY 24, 1942

C. G. MACODRUM, for the Plaintiffs.

W. F. NICKLE, K.C., and H. BEAUMONT, for the Defendants.

The plaintiffs, a farmer and wife, became insured in the defendant Mutual Fire Insurance Company by policy of insurance No. 60500, dated the 1st day of June, 1938, for the sum of \$5,500. The policy read in part as follows:

"In consideration of a premium note of \$165.00 does insure Mr. and Mrs. W. J. Lee of the Township of Elizabethtown in the County of Leeds, Province of Ontario (hereinafter called the insured) according to and subject to the provisions of the laws having reference to Mutual Fire Insurance Corporations in the said Province. . . ."

A cash payment divided into three instalments of \$19.25 each, payable on the date of the insurance, and the first and second year thereafter, was required of the insured.

The interim receipt issued in the name of the insured, acknowledged receipt of the premium note for \$165.00 and the first instalment of \$19.25 for insurance upon the property described in the application for three years from the 1st of April, 1938, "upon the understanding that it is insured till notified to the contrary."

The second and third instalments of the cash payment which fell due on the 1st of April, 1939 and 1940, were not paid, and although the plaintiffs stated that they had received no notice of non-payment, I am satisfied from the evidence of the Secretary and Office Stenographer of the defendant Company, and from the records produced by them, that an instalment notice was mailed to the insured in compliance with section 118 of The Insurance Act, R.S.O. 1937, c. 256, and that a second and final notice of both of the said instalments were also mailed to the insured in accordance therewith.

On the first of these instalment notices there was printed in clear type a reproduction of The Insurance Act, R.S.O. 1937, c. 256, section 117 (1), and on each of the second and final notices mailed to the insured there was printed in bold type, with special attention drawn to it, a reproduction of the said section 117 (1) and (2).

I find that the notices so mailed to the insured in all other respects complied with the provisions of sections 117 and 118 of The Insurance Act.

On January 28, 1941, the dwelling house, which was insured under the said policy for the sum of \$1,500, and a large part of the contents thereof, insured for \$500, were destroyed by fire. The proof of claim was duly submitted and the regularity thereof and the amount of loss are now admitted. The defendant, however, disputes payment of the claim on the ground that by reason of the non-payment of the second and third cash instalments, and the notices sent out in connection therewith to the insured, the contract of insurance was null and void. There was no suggestion on the part of the plaintiffs that there had been any other determination of the matter by the directors of the defendant Company, to relieve against the forfeiture of the insurance under the terms of section 117, except that there having been a notice of default sent out voiding the policy for non-payment of the second instalment and furthermore that in January, 1941, the defendant Company mailed to the insured a copy of the annual report of the defendant Company for the year ending December 31, 1940, pursuant to section 263, subsection 3, of The Companies Act, R.S.O. 1937, c. 251. This report was received by the plaintiffs two days after the fire, and was produced in Court as an exhibit, although the plaintiffs deny having ever received any one of the four notices with reference to the overdue instalments.

The plaintiffs further submit that the payment of the second and third instalments was secured by their premium note, which was not surrendered to them until the expiration of the three-year term of the policy on April 1, 1941.

There are, therefore, only the two aspects of the case to consider: Firstly, whether or not the premium note, having been retained by the Company, can be considered as payment of the second and third instalments, despite the default in paying such instalments and the notices of default sent to the insured.

In *Pickles v. China Mutual Insurance Company*, 47 S.C.R. 429 at 438, Duff, J., states, in a case of a Mutual Fire Insurance Company:

"By virtue of the contract of insurance the insured stands in a two-fold relation to the Company and the other policyholders. To the extent of his own policy he is insured: To the extent of his own premium note he is an insurer in the sense that he is the holder of unpaid capital in respect of which he is entitled to share in the profits of the Company and to the extent of that capital he is liable to discharge the obligation."

This case was dealing with a Massachusetts company, and Massachusetts law was there applied, but I am of the opinion that the same law is applicable here, by virtue of The Companies Act, R.S.O. 1937, c. 251, section 257, which reads:

"(1) Any person insured under a policy issued by a corporation shall, from the date upon which the insurance becomes effective, be deemed a member of such corporation.

"(2) No member shall be liable in respect of any loss of claim or demand against the corporation beyond the amount unpaid upon his premium note.

"(3) Any member may, with the consent of the directors, withdraw from the corporation upon such terms as the directors may lawfully prescribe . . ."

Therefore, unless the plaintiffs, as members of the defendant Company, withdrew with the consent of the directors, which is in no way suggested in the evidence or argument, then they continue as members for the period of the contract, viz. the three years, even though, during that three years, the plaintiffs for other reasons may have forfeited the benefits which they held as insureds.

This is further borne out by the terms of section 116 (1) of The Insurance Act, which reads in part as follows:

“ . . . the premium note residue shall be subject to assessments by the directors . . . ; in such sums and at such times as they may determine for reserve and for losses and expenses incurred during the currency of the policies for which such notes were given.”

This section would appear clearly to contemplate the continuance of liability under a note to cover losses, etc., incurred during the currency of, not the policy for which the note was given, but the policies for which such notes were given; thus referring surely to the currency of a group of policies for a concurrent term. I must consider that the liability as an insurer to the extent of the premium note, or the residue of it, continues for the period of the contract, and forty days thereafter as set out in section 119 of The Insurance Act.

Therefore, I am of the opinion that, aside from any liability to the plaintiffs as insured, the defendant is entitled to retain the premium note for the term mentioned, as in the nature of a stock subscription from a member of the corporation.

The second point in question is whether or not the non-payment of the second and third instalments, and the default notices sent to the plaintiffs, constituted a cancellation of the liability of the defendant to the plaintiffs as insureds. Forfeitures are not ordinarily favoured by law, unless provided for in reasonably plain words, and in this regard I have read, with considerable interest, the judgments in *Woolley v. Victoria Mutual Fire Insurance Company*, 1899, 26 O.A.R. 321, which is a case on almost all fours with the present, except as to the nature of the notice which was sent out, and except as to the statutory provision covering forfeiture. The predecessor of present section 117 was then to be found in very much different form in section 129 of The Insurance Act, R.S.O. 1897, c. 203, which read in part in these words:

“Provided that non-payment of any of the fixed payments subsequent to the first shall *not* forfeit the insurance *unless* thirty days' notice of the fixed payment due or to become due has been mailed to the person by whom the fixed payment is payable, directed to his post office address as given in his original application or otherwise in writing to the Company.”

Meredith, J., at page 324, stated that the draftsmen of this clause appeared to have in mind that instead of creating a forfeiture that the intention was and the fair meaning of the words is to prevent a forfeiture without notice.

The effect of the interpretation of this section by the judgment of Meredith, J., apparently resulted in a legislative amendment in 1900, 63 Victoria, c. 17, sec. 26, when that portion of section 129 hereinbefore quoted was amended by striking out the word “not” underlined in the extract above, and changing the word “unless” similarly underlined above to the word “if.”

The provision of this early section then passes through various legislative amendments, viz., (1912) 2 George V., c. 33, sec. 141, (4) to (1914) R.S.O. c. 183, sections 142, 143 and 146, to (1924) 14 George V., c. 50, sec. 102—this in its present form to (1927) R.S.O., c. 222, sec. 108, and thence to the present section 117.

I do not find the cases cited to me by the plaintiff's counsel as applicable hereto, and I must conclude that the actions of the Company in cancelling their liability to the plaintiffs as insured have been in accordance with statutory requirements and that default having been so made by the plaintiffs, that the contract of insurance is null and void.

It might also be noted here that section 117 has not the effect of terminating the contract so far as the plaintiffs are concerned as members of the Company, and thus insurers to the extent of their premium note, and for the purpose of receiving notices of annual meetings and annual statements, but section 117 does clearly and explicitly render the contract of insurance null and void only as to claims for loss occurring during the time of default.

I must, therefore, direct that judgment be entered dismissing the action with costs, if demanded by the defendant.

APPENDIX VI

UNDERWRITERS' AGENCIES

The following insurers have been licensed to issue policies through the underwriters' agencies noted after their respective names for the term ending June 30, 1942:

COMPANY	AGENCY
Norwich Union Fire Insurance Society, Limited.	British and Canadian Underwriters' Agency
Lumbermens Mutual Casualty Company	Canadian Motor Underwriters' Agency
Westchester Fire Insurance Company	Delaware Underwriters' Agency
Scottish Union and National Insurance Company	Edinburgh Underwriters' Agency
Home Insurance Company	Home Underwriters' Agency
London Assurance	London Underwriters' Agency
Insurance Company of North America	Montreal Underwriters' Agency
Home Insurance Company	Nova Scotia Underwriters' Agency
Pearl Assurance Company, Limited	Pearl Underwriters' Agency
Providence Washington Insurance Company	Providence Underwriters' Agency
Great American Insurance Company	Rochester Underwriters' Agency
Western Assurance Company	St. Lawrence Underwriters' Agency
Home Insurance Company	Winnipeg Fire Underwriters' Agency


APPENDIX VII

GUARANTEE COMPANIES

List of licensed insurers whose bonds have, by Order-in-Council of the Lieutenant-Governor of Ontario, been authorized for acceptance in lieu of personal or private suretyship prescribed or required by *The Guarantee Companies Securities Act*, R.S.O. 1937, Chap. 263, or *The Judicature Act*, R.S.O. 1937, Chap. 100, or *The Public Officers' Act*, R.S.O. 1937, Chap. 18, or any other Act of the Province of Ontario, wherein or whereby His Honour-in-Council is empowered to authorize the giving or acceptance of securities or of the personal bonds of sureties:

American Surety Company of New York.	London Guarantee and Accident Company, Limited.
British America Assurance Company.	London and Lancashire Guarantee and Accident Company of Canada.
British Canadian Insurance Company.	London and Provincial Marine and General Insurance Company, Limited.
British Empire Assurance Company.	Maryland Casualty Company.
Canada Accident and Fire Assurance Company.	Metropolitan Casualty Insurance Company of New York.
Canada Security Assurance Company.	North British and Mercantile Insurance Company, Limited.
Canadian Fire Insurance Company.	Northern Assurance Company, Limited.
Canadian General Insurance Company.	Norwich Union Fire Insurance Society, Limited.
Canadian Indemnity Company.	Ocean Accident and Guarantee Corporation, Limited.
Canadian Surety Company.	Pearl Assurance Company, Limited.
The Casualty Company of Canada.	Phoenix Assurance Company, Limited.
Century Insurance Company, Limited.	Pilot Insurance Company.
Consolidated Fire and Casualty Insurance Company.	Prudential Assurance Company, Limited.
Dominion of Canada General Insurance Company.	Railway Passengers' Assurance Company.
The Economical Mutual Fire Insurance Company.	The Royal Exchange Assurance.
Employers' Liability Assurance Corporation, Limited.	Royal Insurance Company, Limited.
Fidelity and Casualty Company of New York.	Scottish Metropolitan Assurance Company, Limited.
Fidelity Insurance Company of Canada.	Sun Insurance Office, Limited.
General Accident Assurance Company of Canada.	Toronto General Insurance Company.
Globe Indemnity Company of Canada.	Union Insurance Society of Canton, Limited.
Guarantee Company of North America.	Union Marine and General Insurance Company, Limited.
Great American Indemnity Company.	United States Fidelity and Guaranty Company.
The Guardian Insurance Company of Canada.	The Wawanesa Mutual Insurance Company.
The Halifax Insurance Company.	Western Assurance Company.
Hartford Accident and Indemnity Company.	World Marine and General Insurance Company, Limited.
Imperial Guarantee and Accident Insurance Company of Canada.	The Yorkshire Insurance Company, Limited.
Imperial Insurance Office.	
Indemnity Insurance Company of North America.	
Liverpool and London and Globe Insurance Company, Limited.	





LOAN AND TRUST CORPORATIONS' STATEMENTS

BEING

ABSTRACTS FROM FINANCIAL STATEMENTS
MADE BY

LOAN CORPORATIONS, BUILDING SOCIETIES, LOANING LAND
CORPORATIONS, AND TRUST COMPANIES

FOR THE YEAR ENDED
31st DECEMBER, 1941

PRINTED BY ORDER OF
THE LEGISLATIVE ASSEMBLY OF ONTARIO
SESSIONAL PAPER No. 7, 1942



ONTARIO

TORONTO:

Printed and Published by T. E. Bowman, Printer to the King's Most Excellent Majesty

1942

NOTE

Section 123 of The Loan and Trust Corporations Act (R.S.O. 1937, Chapter 257) provides as follows:—

123.—(1) No corporation shall, under the penalty of becoming disentitled to registry or of having its registry suspended or cancelled, make, print, publish, circulate, authorize, or be a party or privy to the making, printing, publishing, or circulating of any statement or representation that its solvency or financial standing is vouched for by the Registrar or that the publication of its statement in his report is a warranty or representation of the solvency of the corporation, or of the truth or accuracy of such statement in any particular.



ONTARIO

DEPARTMENT OF INSURANCE

TO THE HONOURABLE GORDON D. CONANT, K.C., M.P.P.,

Minister in charge of the Department of Insurance.

Sir:

I have the honour to submit herewith, as required by The Loan and Trust Corporations Act, the Forty-fifth Annual Report of the Registrar of Loan Corporations. It shows the particulars of the business of each registered loan corporation, loaning land corporation, and trust company doing business in Ontario during 1941, as ascertained from its annual and other returns and from the inspection and enquiries made by the Chief Inspector and his staff. Detailed statements of the individual corporations are grouped herein in accordance with these three classifications recognized by the Act and are further arranged in alphabetical order. In addition, statistical tables, tabulated summaries and comparative statements are included as shown in the Table of Contents.

The annual returns of the corporations covering their 1941 business were filed with the Department at the end of February, 1942. Upon filing, each return was carefully checked and a preliminary Abstract of this Report showing assets, liabilities, revenue accounts, profit and loss accounts and mortgage summaries was prepared and issued under date of April 15th, 1942. The remaining months of the year were required to complete the annual inspection of the corporations, more particularly described later in this Report, and to determine exactly what changes and what miscellaneous notes, if any, should be made in the individual statements of the corporations as a result of such inspections. The publication of the Report at an earlier date is not feasible without a substantially augmented inspection staff.

REVIEW OF 1941 BUSINESS

Introduction:

The Statistical Tables included at the end of this Report have been used for comparative purposes in preparing the following review of 1941 business.

Loan Corporations:

Total assets of Loan Corporations have decreased over \$2,000,000 during 1941 from a total of \$199,950,930 to \$197,905,190. This decrease is due to a reduction in the Debentures and Debenture Stock outstanding of \$2,663,000, of which \$1,900,000 is a reduction in the amount of Debentures payable outside of Canada. These Debentures payable outside Canada have shown a steady decrease of some \$2,000,000 a year

since the start of the war and now amount to \$20,700,000 as compared with \$26,200,000 at the end of 1938.

The reduction in the Debentures outstanding has been partly offset by an increase of \$500,000 in deposits from \$34,200,000 to \$34,700,000. In 1938, these Deposits totalled \$33,500,000 and in 1939, \$35,400,000, and have not as yet been seriously effected by wartime financing.

The decrease in total assets of Loan Corporations is mainly reflected in a decrease in real estate and mortgages, partly offset by an increase in cash and bonds held. Real estate held by these companies decreased \$1,031,000 to a total of \$10,989,000 and 1941 is the first year that this item has shown a decrease since 1930. Mortgages show a decrease of \$4,220,000 of which nearly \$2,000,000 represents a decrease in mortgages in Western provinces. Cash on hand and in banks has increased \$1,295,000 while holdings of government and other bonds are up \$1,870,000, all of which is an indication of the increasingly liquid position being maintained by these companies.

Trust Companies:

Total assets of Trust Companies (exclusive of those held for estates, trusts and agencies) have increased by \$5,085,000 to a total of \$199,822,000. Company fund assets of \$61,233,000 show an increase of \$2,340,000 largely accounted for by an increase in borrowed money by one of the larger trust companies. Guaranteed fund assets now totalling \$138,588,000 have increased \$2,745,000 due to an increase in Guaranteed Investment Receipts of \$938,000 and in Trust Deposits of \$1,861,000. These Deposits now total \$58,978,000 and with the exception of 1939 when they were \$59,794,000 are at the highest level in the history of these companies. Total Deposits of both Loan and Trust Corporations now are \$93,680,000 which is almost as great as the total as at March 31st, 1941, before the issue of the War Loan in that year and compares with the all time high of \$95,200,000 in December, 1939. Heavy withdrawals for the 1942 War Loan together with income tax payments have reduced the amount of these deposits as at March 31st, 1942, by \$9,340,000 to a total of \$84,340,000, but should the trend of 1940 and 1941 be repeated it is probable that these savings deposits will be replenished before the next government War Loan is issued.

Cash held by Trust Companies has increased during 1941 by \$4,650,000 while Dominion Government and Provincial Bonds have increased by \$7,204,000, a total increase in liquid assets of \$11,854,000. Although an unusual amount of cash was held by these companies at the end of 1941, no doubt in anticipation of heavy withdrawals early in 1942 for War Loan and other purposes, the general situation is one of an increasingly liquid position for these companies as the war progresses. A continuance of this trend, a healthy trend in such times as these, is probably inevitable if repayments on mortgages continue to improve as the scope for new mortgage investment shrinks and the recurring Dominion Government War Loans become the main outlet for surplus funds of these companies.

Estates, Trusts and Agencies:

Total assets under administration in this section have increased during the year by \$9,700,000 to a figure of \$2,448,877,000.

Office Premises:

The total investment in office premises for Loan and Trust Corporations amounts to \$11,710,000, a reduction of \$280,000 during the year due to the customary annual write-downs.

Real Estate Held For Sale:

In my report for last year I pointed out that the companies had not been able to achieve the desirable objective of reducing their Real Estate holdings. This year there has been an increased demand for Real Estate properties, particularly for smaller residential properties in urban areas and for the first time since 1929 the amount of Real Estate held by Loan and Trust Corporations shows a decrease. This decrease amounts to the substantial sum of \$2,063,000 from a total of \$21,431,000 in 1940 to \$19,368,000 in 1941. Practically every company shows a decrease in their Real Estate holdings this year and it is anticipated that further reductions will be accomplished in 1942. Holdings of Loan Corporations now represent 5.5% of total assets as compared with 6.01% in 1940, 5.78% in 1939 and 1.5% in 1926. Trust Company holdings are 13.7% of total company funds as against 15.9% in 1940, 15.08% in 1939 and 3.67% in 1926.

During 1941 Loan and Trust Corporations sold 2,222 real estate properties for an aggregate sales price of \$8,265,422 and received as cash payments on such sales over \$1,600,000. These figures compare with 1,531 properties sold in 1940 for \$5,174,000 with cash payments of \$1,032,000, and represent an increase over 1940 of nearly 50% in number and over 50% in value of properties sold. The average sales price per property in 1940 was \$3,380 and in 1941 was \$3,720, indicating that the great bulk of the turnover was in small inexpensive properties, but the general experience has been that the market has widened somewhat in 1941 and that prices received are somewhat better than in 1940, although the percentage of cash payments received remains about the same. Advance reports for 1942 seem to indicate that demand for urban real estate continues to grow and it is hoped that the companies will be able to make a further reduction this year in the amount of Real Estate held for sale.

Mortgage Loans:

Total mortgages of both Loan and Trust Corporations are carried at balance sheet figures of \$212,159,000, a reduction of \$7,119,000 from the total in 1940 of \$219,278,000. Increased repayments of principal as a result of the high level of employment in urban areas has contributed to this decrease as well as a growing scarcity in conservative outlets for new mortgage money on first-class security. The reduction has been proportionately the same for both Loan and Trust Companies; Loan Companies reducing their mortgages \$4,219,000 to \$134,938,000, while those of Trust Companies have been reduced \$2,900,000 from \$80,121,000 to \$77,221,000.

The summary of mortgages at the end of this Report shows a segregation of these mortgages by provinces, based on the gross book values before the deduction of special reserves for balance sheet purposes. The total value of mortgages for both Loan and Trust Companies shown in this summary is \$224,337,000, which is some \$12,000,000 greater than the amount at which they are carried in the companies' balance sheets, and consists of \$147,236,000 in mortgages in Eastern provinces and \$77,101,000 in

Western mortgages. The amount of Western mortgages held by Loan and Trust Corporations has been steadily decreasing in recent years being \$80 millions in 1940 and \$85 millions in 1938.

Collateral Loans:

The total of these loans for both Loan and Trust Corporations has declined consistently in recent years as a result of the lessened activity and interest in the securities market. The total this year is \$15,182,000 as compared with \$17,123,000 in 1940 and \$30,590,000 in 1937.

Bonds and Debentures:

Bonds and Debentures held by Loan Corporations total \$24,969,000 and by Trust Companies \$70,688,000, a total for both Loan and Trust Corporations of \$95,657,000, which represents an increase in the year of \$9,217,000. This increase mainly occurred in Government and Government Guaranteed Bonds that increased \$8,507,000, of which \$1,300,000 was an increase in the holdings of Loan Corporations.

This year Dominion of Canada bonds are classified separately from Provincial bonds and include both direct and guaranteed obligations. The amount of Dominion bonds held by loan companies is \$12,817,000 and by trust companies \$28,832,000, a total for both classes of companies of \$41,649,000.

Stocks:

The holdings of stocks by Loan Corporations increased \$203,000 in 1941 to a total of \$10,477,000, while Trust Company holdings at \$6,499,000 show a decrease of \$745,000.

Cash:

Cash held by Loan Corporations increased \$1,295,000 to \$9,113,000 in 1941, while total cash held by Trust Companies increased \$4,650,000 to a total of \$13,290,000. By March 31st, 1942, these large cash balances had been considerably reduced by withdrawals for War Loan and other purchases.

Earnings:

Net profits of Loan Corporations (excluding transfers to and from investment reserves) amounted to \$2,824,000 as compared with \$2,755,000 in 1940. Trust Companies' net profits on the same basis were \$2,172,000 as compared with \$2,564,000 last year. In 1941 Dominion taxes increased \$343,000 over 1940 for Loan Corporations and \$315,000 for Trust Companies.

The net amount transferred to investment reserves that has been eliminated from the above figures is \$727,000 for Loan Corporations and \$233,000 for Trust Companies, which compares with \$838,000 and \$531,000, respectively, in 1940.


Dividends:

Dividends declared by Loan Corporations in 1941 amounted to \$2,010,000 and by Trust Companies to \$1,697,000, as compared with \$2,023,000 and \$1,805,000, respectively, in 1940.

Liquid Position.

The percentage of liquid securities held by Loan and Trust Companies that accept deposits to the amount of deposits was 74.24% on December 31st, 1941, as compared with 69.71% in 1940, 67.35% in 1939 and 65.02% in 1938. In spite of heavy withdrawals during the first three months of 1942 mainly for War Loan purposes, the percentage was maintained at 72.63% as at March 31st, 1942.

All of which is respectfully submitted.

A handwritten signature in cursive script, reading "Hartley H. McLean". The signature is written in dark ink and is positioned above a horizontal line that extends across the width of the signature.

Registrar of Loan Corporations.

Toronto, November 30th, 1942.



CONTENTS

	PAGE
List of Corporations registered as on December 31st, 1941 (with index to Detailed Reports):	
Loan Corporations, Building Societies and Loaning Land Corporations.....	242
Trust Companies.....	244
Detailed Reports:	
Loan Corporations having permanent stock only.....	3
Loan Corporations having terminating as well as permanent stock or having terminating stock only.....	51
Loaning Land Corporations.....	57
Trust Companies.....	65
List of Trust Companies authorized as trustee, administrator, guardian, etc., without security.....	x
Trust Companies with whom trustees may entrust money for Guaranteed Investment.....	xi
Loan Corporations whose debentures are authorized for investment by trustees.....	x
Loan Corporations whose debentures are authorized for investment by trustees and with whom trustees may deposit trust funds.....	x
Tabulated Summaries of the Annual Statements as filed by registered corporations:	
Loan Corporations:	
Assets.....	184
Liabilities.....	186
Income.....	188
Expenditure.....	190
Profit and Loss Account.....	192
Trust Companies:	
Assets (Company funds).....	196
Assets (Guaranteed funds).....	198
Liabilities (Company funds).....	200
Liabilities (Guaranteed funds).....	201
Income.....	202
Expenditure.....	204
Profit and Loss Account.....	206
Guaranteed Fund Revenue.....	208
Mortgages and Agreements on Real Estate classified as to Province:	
Loan Corporations.....	212
Trust Companies (Company funds).....	214
Trust Companies (Guaranteed funds).....	216
Comparative Summary of Assets and Liabilities of:	
Loan Corporations.....	218
Trust Companies (Company funds).....	220
Trust Companies (Guaranteed funds).....	222
Summary of Income and Expenditure of Loan and Trust Corporations.....	224
Average rates of interest earned and dividends paid.....	226
Percentage of Revenue to Capital Investment, etc.....	227
Quarterly Statements of Deposits and Securities:	
December 31st 1941.....	230
June 30th, 1942.....	231
Quarterly Statements of Guaranteed Investments and Securities Allocated:	
December 31st 1941.....	234
June 30th, 1942.....	237

Orders-in-Council granted, empowering the Courts to appoint trust corporations as trustee, administrator, guardians, etc., without security. (R.S.O. 1937, c. 257, sec. 21, or Acts for which the same was substituted.)

NAME OF COMPANY

1. Toronto General Trusts Corporation, 10th March, 1882.
2. Trusts and Guarantee Company, Limited, 19th March, 1897.
3. National Trust Company, Limited, 29th November, 1898.
4. Canada Trust Company, 7th February, 1901.
5. Royal Trust Company, 24th February, 1905.
6. Chartered Trust and Executor Company, 6th April, 1910.
7. Canada Permanent Trust Company, 13th May, 1913.
8. Sterling Trusts Corporation, 20th May, 1914.
9. Capital Trust Corporation, Limited, 22nd September, 1914.
10. London and Western Trusts Company, Limited, 29th June, 1917.
11. Guelph Trust Company, 30th August, 1917.
12. Premier Trust Company, 17th June, 1919.
13. Waterloo Trust and Savings Company, 1st August, 1922.
14. Victoria Trust and Savings Company, 19th December, 1923.
15. Montreal Trust Company, 6th May, 1925.
16. British Mortgage & Trust Corporation of Ontario, 16th September, 1926.
17. Grey and Bruce Trust & Savings Co., 14th October, 1926.
18. Guaranty Trust Company, 16th September, 1927.
19. Northern Trusts Company, 23rd September, 1930.
20. Industrial Mortgage and Trust Company, 9th December, 1930.
21. Brockville Trust and Savings Company, 20th June, 1933.
22. Lambton Trust Company, 13th July, 1938.
23. Crown Trust Company, 30th November, 1938.
24. Eastern Trust Company, 8th February, 1941.

List of Loan Corporations whose debentures have been authorized by Orders-in-Council for purposes of investment by trustees. (R.S.O. 1937, c. 165, sec. 27, or Acts for which the same was substituted.)

NAME OF CORPORATION

1. Midland Loan and Savings Company, 27th February, 1903.
2. Toronto Mortgage Company, 19th April, 1905.
3. Credit Foncier Franco-Canadien, 28th March, 1929.
4. Real Estate Loan Company of Canada, Limited, 28th March, 1929.

List of Loan Corporations whose debentures have been authorized by Orders-in-Council for purposes of investment by trustees and with whom trustees may deposit trust funds. (R.S.O. 1937, c. 165, sec. 27, or Acts for which the same was substituted.)

NAME OF CORPORATION

1. Canada Permanent Mortgage Corporation, 20th November, 1907.
2. Guelph and Ontario Investment and Savings Society, 23rd March, 1908.
3. Landed Banking and Loan Company, 23rd March, 1910.
4. The Huron and Erie Mortgage Corporation, 13th May, 1913.
5. Lambton Loan and Investment Company, 28th February, 1914.
6. Ontario Loan and Debenture Company, 20th March, 1914.

List of trust companies approved by Orders-in-Council as trust companies with which a trustee may entrust trust funds for guaranteed investment as set out in The Loan and Trust Corporations Act, in accordance with the provisions of The Trustee Act, 16 Geo. V, c. 40, sec. 27; R.S.O. 1937, c. 165, sec. 26.

1. Toronto General Trusts Corporation, 28th June, 1927.
2. Trusts and Guarantee Company, 28th June, 1927.
3. National Trust Company, Limited, 28th June, 1927.
4. Canada Trust Company, 28th June, 1927.
5. Royal Trust Company, 28th June, 1927.
6. Chartered Trust and Executor Company, 28th June, 1927.
7. Canada Permanent Trust Company, 28th June, 1927.
8. Sterling Trusts Corporation, 28th June, 1927.
9. Capital Trust Corporation, Limited, 28th June, 1927.
10. London and Western Trusts Company, Limited, 28th June, 1927.
11. Guelph Trust Company, 28th June, 1927.
12. Premier Trust Company, 28th June, 1927.
13. Waterloo Trust and Savings Company, 28th June, 1927.
14. Victoria Trust and Savings Company, 28th June, 1927.
15. Montreal Trust Company, 28th June, 1927.
16. Grey and Bruce Trust and Savings Company, 28th June, 1927.
17. Industrial Mortgage and Trust Company, 9th December, 1930.
18. Guaranty Trust Company, 20th May, 1931.
19. British Mortgage and Trust Corporation of Ontario, 22nd December, 1931.
20. Brockville Trust and Savings Company, 27th September, 1932.
21. Eastern Trust Company. 3rd November, 1938

I. LOAN CORPORATIONS

Corporations Having Permanent Stock Only

DETAILED REPORTS OF THE SEVERAL
CORPORATIONS



CANADA PERMANENT MORTGAGE CORPORATION

Head Office, Toronto, Ontario

OFFICERS

President—F. GORDON OSLER.
 Vice-Presidents—JOHN A. ROWLAND, K.C.
 E. D. GOODERHAM.

Joint General Managers—CHARLES S. ROBERTSON.
 JOHN A. ROWLAND, K.C.
 Secretary—WALTER F. WATKINS.

DIRECTORS

F. GORDON OSLER.
 E. D. GOODERHAM.
 JOHN R. LAMB.
 GEORGE H. GOODERHAM.
 LEIGH M. MCCARTHY.

JOHN A. ROWLAND, K.C.
 F. S. CORRIGAN.
 CHARLES S. ROBERTSON.
 ROY L. WARREN.
 G. H. AIKINS, K.C.

Auditors—KRIS A. MAPP, F.C.A., of Henry Barber, Mapp & Mapp.
 D. MCK. McCLELLAND, F.C.A., of Price, Waterhouse & Co.

CAPITAL

Amount of Capital Stock authorized (200,000 shares of \$100.00 each).....	\$20,000,000 00
Amount subscribed.....	7,000,000 00
Amount paid in cash.....	7,000,000 00

BALANCE SHEET AS AT 31st DECEMBER, 1941

Assets

1.	Office premises.....		\$ 3,496,500 00
2.	Book value of real estate held for sale:		
	(a) Freehold Land (including buildings).....	\$ 1,872,629 36	
	(b) Held under power of sale, etc.....	339,650 66	
		2,212,280 02	
3.	Amount secured by mortgages on real estate including:		
	First mortgages.....	\$41,315,756 15	
	Agreements for sale.....	6,876,616 30	
	Interest due.....	657,325 82	
	Interest accrued.....	243,641 60	
		49,093,339 87	
	<i>(See Schedule B)</i>		
4.	Amount of loans secured by stocks, bonds and other collateral:		
	Principal.....	\$ 44,627 84	
	Interest due.....	256 10	
		44,883 94	
5.	Deposit with Trust Company for investment:		
	Principal.....	\$ 48,139 20	
	Accrued interest.....	1,384 00	
		49,523 20	
6.	Book value of bonds, debentures and debenture stocks:		
	(a) Government and Government Guaranteed:—Dominion and United Kingdom	\$3,917,032 54	
	Interest accrued.....	33,153 87	
		\$ 3,950,186 41	
	(b) Provincial and Provincial Guaranteed.....	\$ 1,630,867 05	
	Interest accrued.....	14,241 03	
		1,645,108 08	
	(c) Canadian municipalities, school districts and rural telephone companies.....	\$ 790,373 89	
	Interest accrued.....	5,645 58	
		796,019 47	
	(d) All other bonds.....	\$ 157,956 14	
	Interest accrued.....	1,533 18	
		159,489 32	
		6,550,803 28	
7.	Book value of stocks.....	\$ 1,993,200 98	
	Accrued dividends thereon.....	5,374 50	
		1,998,575 48	
8.	Cash on hand.....		108,190 48
9.	Cash on deposit with chartered banks in Canada, \$3,952,123 87; elsewhere, \$32,690.01.....		3,984,813 88
	Total Assets.....		\$67,538,910 15

CANADA PERMANENT MORTGAGE CORPORATION—Continued

Liabilities*To the Public*

1. Amount of debentures and debenture stock issued and outstanding:			
(a) Payable in Canada.....	\$26,966,723	91	
Interest due and accrued.....	276,495	67	
			\$27,243,219 58
(b) Payable elsewhere than in Canada.....	\$ 8,829,148	80	
Interest due and accrued.....	55,951	44	
			8,885,100 24
			\$36,128,319 82
2. Amount of money deposited with the corporation.....			17,262,750 71
3. Taxes other than taxes on real estate.....			175,000 00
4. Dividends to shareholders declared and unpaid.....			140,000 00
5. Other expenses due and accrued.....			10,840 23
6. Investment reserves.....			1,400,000 00
7. All other liabilities.....			16,036 57
			<u>55,132,947 33</u>

To Shareholders

8. Paid-in capital.....	\$ 7,000,000	00
9. Reserve fund.....	5,000,000	00
10. Balance of Profit and Loss Account.....	405,962	82
		<u>12,405,962 82</u>
Total.....		\$67,538,910 15

REVENUE ACCOUNT**Income**

1. Rents earned, net on office premises.....	\$	101,603	50
2. Interest and Dividends earned on:			
(a) Mortgages and agreements for sale.....	\$ 2,401,006	97	
(b) Collateral loans.....	2,498	56	
(c) Bonds and debentures.....	232,972	17	
(d) Dividends on stocks.....	94,765	33	
(e) Bank deposits.....	12,951	80	
			2,744,194 83
3. Profit on sale of securities and real estate.....			64,620 24
4. Agency fees and commissions earned.....			25,308 95
5. All other revenue for the year.....			106,554 59
6. Net rents from real estate held for sale.....			40,248 30
			<u>3,082,530 41</u>

Expenditure

7. Interest incurred during the year on:			
(a) Debentures and debenture stock.....	\$ 1,265,021	05	
(b) Deposits.....	288,379	47	
			\$ 1,553,400 52
8. Loss on sale of securities and real estate.....			50,460 15
9. Amount by which ledger values of assets were written down.....			122,113 64
10. License fees and taxes other than taxes on real estate:			
(a) Dominion.....	\$ 72,432	35	
(b) Provincial.....	42,076	09	
(c) Municipal.....	14,243	98	
(d) British.....	1,924	08	
			130,676 50
11. Commission on loans.....			10,565 32
12. All other expenses incurred:			
(a) Salaries.....	\$ 367,597	53	
(b) Directors' fees.....	18,000	00	
(c) Auditors' fees.....	20,158	88	
(d) Legal fees.....	4,464	00	

CANADA PERMANENT MORTGAGE CORPORATION—Continued

(e) Rents.....	72,100 00	
(f) Travelling expenses.....	31,398 96	
(g) Printing and stationery.....	11,514 88	
(h) Advertising.....	12,883 40	
(i) Postage, telegrams, telephones and express.....	12,009 57	
(j) Commission on sale of debentures.....	26,855 45	
(k) Miscellaneous.....	72,974 29	
		649,956 96
13. Net profit transferred to Profit and Loss Account.....		565,357 32
Total.....		\$ 3,082,530 41

PROFIT AND LOSS ACCOUNT

1. Balance brought forward from previous year.....	\$ 400,605 50
2. Amount transferred from Revenue Account.....	565,357 32
Total.....	\$ 965,962 82
3. Dividends to shareholders declared during year.....	\$ 560,000 00
4. Balance of account at 31st December, 1941.....	405,962 82
Total.....	\$ 965,962 82

MISCELLANEOUS

- Rate of interest per annum paid by the Corporation:
Average rate for year—(a) Debentures payable in Canada, 3.419%; (b) Debentures payable elsewhere, 3.762%; (c) Debenture stock, 4.123%; (d) Deposits, 1.720%.
Current rate paid—(a) Debentures payable in Canada, 3% to 3½%; (b) Debentures payable elsewhere, 3¼%; (c) Debenture stock, 4% and 4¼%; (d) Deposits, 2%.
- Average rate of interest per annum earned by the Corporation during the year on: (a) Mortgages and agreements for sale of realty, 4.834%; (b) Collateral Loans, 5.415%; (c) Bonds and debentures, 3.524%; (d) Stocks owned, 4.761%.
- Written off mortgage loans, \$92,856.11.
- Fidelity Bonds on officers of the Corporation. Fidelity Blanket Bond for \$50,000.00 on any one person and covering all members of staff.
- Dividends and bonuses declared during year giving (a) dates declared, (b) dates payable, (c) rates:
(a) February 19, 1941; (b) April 1, 1941; (c) 2%.
(a) May 21, 1941; (b) July 2, 1941; (c) 2%.
(a) August 20, 1941; (b) October 1, 1941; (c) 2%.
(a) November 19, 1941; (b) January 2, 1942; (c) 2%.
- Date appointed for the Annual Meeting—January 30th, 1942.
Date of last Annual Meeting—January 30th, 1941.
- Amount of contingent liability not shown as direct debts in the foregoing statement—(approximately)..... \$ 25,000 00
- Amount of mortgage interest permanently capitalized during the year..... 28,260 73
- Amount of Company's own Debentures and interest, due and unpaid..... 127,990 94

CONSTATING INSTRUMENTS

This corporation was incorporated under Special Act of the Dominion of Canada, 62-63 Victoria (1899), c. 101, under the name of "The Canada Permanent and Western Canada Mortgage Corporation," for the purpose of acquiring the assets and business of the Canada Permanent Loan and Savings Company, the Western Canada Loan and Savings Company, the Freehold Loan and Savings Company, and The London and Ontario Investment Company, Limited, which several purchases were confirmed by Special Act of Ontario 63 Victoria, 1900, c. 129. The name was changed to the "Canada Permanent Mortgage Corporation" by 3 Edward VII (1903), c. 94 (D), which Act also amended its lending powers. By 3-4 George V (1913), c. 86 (D), further amendments were made to the Incorporating Act.

Of the constituent companies, the Canada Permanent Loan and Savings Company was incorporated by declaration filed under The Building Societies Act (Cons. Stat. U.C., c. 53) in 1855, under the name of the Canada Permanent Building and Savings Society, which name was changed to the Canada Permanent Loan and Savings Company by 37 Victoria (Ontario), 1874, c. 100.

CANADA PERMANENT MORTGAGE CORPORATION—Continued

The Western Canada Loan and Savings Company was also incorporated by declaration filed under The Building Societies Act in 1863, under the name of the Western Canada Permanent Building and Savings Society, and its name was changed to the Western Canada Loan and Savings Company by 37 Victoria (Ontario), 1874, c. 79.

The Freehold Loan and Savings Company was also incorporated by declaration filed under The Building Societies Act in 1859 under the name of The Freehold Permanent Building and Savings Society; the name being changed to The Freehold Loan and Savings Company by 36 Victoria (Ontario), (1873), c. 104.

The London and Ontario Investment Company was incorporated by the Act of Ontario 39 Victoria, 1876, c. 62.

In 1918 the corporation purchased the assets and business of The Oxford Permanent Loan and Savings Society, which purchase was ratified by Order-in-Council of Ontario, dated July 31st, 1918, pursuant to The Loan and Trust Corporations Act.

In 1921, the corporation also purchased the assets and business of The London and Canadian Loan and Agency Company, Limited, which purchase was ratified by Order-in-Council of Ontario, dated September 23rd, 1921, pursuant to The Loan and Trust Corporations Act.

In 1927, the corporation purchased the assets and business of The Royal Loan and Savings Company, which purchase was ratified by Order-in-Council of Ontario, dated March 4th, 1927, pursuant to The Loan and Trust Corporations Act.

In 1927 the corporation purchased the assets and business of The British Columbia Permanent Loan Company, Vancouver, B.C.

In 1927 the corporation also purchased the assets and business of The Canada Landed and National Investment Company, Limited, which purchase was ratified by Order-in-Council of Ontario, dated December 30th, 1927, pursuant to The Loan and Trust Corporations Act.

SCHEDULE B

SUMMARY OF MORTGAGE LOANS AND AGREEMENTS FOR SALE ON REAL ESTATE AS OF 31ST DECEMBER, 1941, CLASSIFIED AS TO PROVINCE

Province		Principal and Charges outstanding	Interest due and unpaid	Interest Accrued	Totals	Amount of Interest due and not Charged (a) and (b) combined	
						(a)	(b)
(a) Those two or more years in arrears							
(b) All other							
		\$ c.	\$ c.	\$ c.	\$ c.	\$ c.	\$ c.
Ontario.....	(a)	2,582,889 56					
Ontario.....	(b)	22,299,826 69	88,858 59	123,076 29	25,094,651 13	1,477,643 71	
Northwestern Ontario (at Manitoba Branch).....	(b)	4,191 26	54 10	40 27	4,285 63		
Oxford County (Ontario).....	(b)	198,780 64	515 94	1,943 37	201,239 95	467 96	
Brant County (Ontario).....	(b)	219,703 36	cr. 1,023 00	2,664 89	221,345 25		
Quebec.....	(a)	110,817 99					
Quebec.....	(b)	5,916,104 70	13,230 07	36,322 70	6,076,475 46	54,850 17	
Manitoba.....	(a)	889,010 32					
Manitoba.....	(b)	2,933,080 66	119,006 53	24,050 95	3,965,148 46	92,811 68	
British Columbia.....	(a)	35,510 50					
British Columbia.....	(b)	3,242,935 18	4,371 86	16,389 42	3,299,206 96	19,829 10	
New Brunswick.....	(a)	833 25					
New Brunswick.....	(b)	1,008,704 35	cr. 4,258 68	6,762 63	1,012,041 55	1,289 37	
Prince Edward Island.....	(a)	182,412 58	cr. 239 18	564 24	182,737 64		
Alberta.....	(a)	1,056,664 11					
Alberta.....	(b)	1,457,350 61	191,224 38	9,869 59	2,715,108 69	212,020 45	
Saskatchewan.....	(a)	3,086,800 84					
Saskatchewan.....	(b)	1,736,844 83	253,015 55	10,362 40	5,087,023 62	869,285 61	
Nova Scotia.....	(a)	8,414 44					
Nova Scotia.....	(b)	1,223,212 51	cr. 7,430 34	11,594 85	1,235,791 46	2,765 14	
Total.....	(a)	7,770,941 01			7,770,941 01		
Total.....	(b)	40,423,147 37	657,325 82	243,641 60	41,324,114 79	2,730,963 19	
Grand Total.....		48,194,088 38	657,325 82	243,641 60	49,095,055 80	2,730,963 19	
Less Investment Reserves.....		1,715 93			1,715 93		
Net Total.....		48,192,372 45	657,325 82	243,641 60	49,093,339 87	2,730,963 19	

THE CENTRAL CANADA LOAN AND SAVINGS COMPANY

Head Office, Toronto, Ontario

OFFICERS

President and Managing Director—G. A. MORROW. Secretary—W. J. HASTIE
 Vice-Presidents—H. C. COX; HON. LEIGHTON MCCARTHY, K.C.; W. J. HASTIE.

DIRECTORS

G. A. MORROW.	H. C. COX.
HON. LEIGHTON MCCARTHY, K.C.	A. H. COX.
FRANK P. WOOD.	FRANK MCCARTHY, K.C.
W. J. HASTIE.	S. H. LOGAN.
JOHN L. C. MCCARTHY.	J. M. MACDONNELL.
R. A. LAIDLAW.	J. A. MCLEOD.

GRAHAM MORROW.

Auditors—VIGEON & COMPANY, C.A.; H. FRANK VIGEON, C.A.

CAPITAL

Amount of Capital Stock authorized (50,000 shares of \$100.00 each)	\$ 5,000,000 00
Amount subscribed	2,500,000 00
Amount paid in cash	2,500,000 00

BALANCE SHEET AS AT 31st DECEMBER, 1941

Assets

1. Office premises	\$ 100,000 00
2. Book value of real estate held for sale:	
Freehold land (including buildings)	48,503 00
3. Amount secured by mortgages on real estate including:	
First mortgages	\$ 56,372 57
Agreements for sale	62,699 68
	<u>119,072 25</u>

(See Schedule B)

4. Amount of loans secured by stocks, bonds and other collateral:	
Principal	23,907 50
5. Book value of bonds, debentures and debenture stocks:	
(a) Government and Government Guaranteed:—Dominion and United Kingdom	\$ 197,500 00
(b) Provincial and Provincial Guaranteed	233,087 50
(c) Canadian municipalities in Ontario	61,275 00
(d) All other bonds	527,462 47
	<u>1,019,324 97</u>
6. Book value of stocks	3,716,821 00
7. Cash on deposit with chartered banks in Canada, \$54,111.41; elsewhere, \$431.47	54,542 88
Total Assets	<u><u>\$ 5,082,171 60</u></u>

Liabilities

To the Public

1. Taxes other than taxes on real estate	\$ 16,500 00
2. Dividends to shareholders declared and unpaid	50,000 00
3. Investment reserves	213,277 19
Total	<u><u>\$ 279,777 19</u></u>

THE CENTRAL CANADA LOAN AND SAVINGS COMPANY—Continued

To Shareholders

4. Paid-in capital.....	\$ 2,500,000 00
5. Reserve fund.....	2,100,000 00
6. Balance of Profit and Loss Account.....	202,394 41
Total.....	<u>\$ 4,802,394 41</u>
Total Liabilities.....	<u>\$ 5,082,171 60</u>

REVENUE ACCOUNT

Income

1. Rents earned, net on office premises.....	\$ 4,413 73
2. Interest and Dividends earned on—	
(a) Mortgages and agreements for sale.....	\$ 6,107 25
(b) Collateral loans.....	1,446 13
(c) Bonds and debentures.....	41,937 88
(d) Dividends on stocks.....	209,504 00
(e) Bank deposits.....	588 90
3. Profit on sale of securities and real estate.....	259,584 16
4. Net income on real estate held for sale.....	500 00
5. All other revenue for the year.....	1,969 41
Total.....	<u>\$ 282,967 30</u>

Expenditure

6. Loss on sale of securities and real estate.....	\$ 645 38
7. Amount by which ledger values of assets were written down.....	158 23
8. License fees and taxes other than taxes on real estate:	
(a) Dominion.....	\$ 5,513 82
(b) Provincial.....	8,445 63
(c) Municipal.....	813 62
(d) Appropriation for taxes payable in 1942.....	16,500 00
9. Commission on loans and on sale of real estate.....	31,273 07
10. All other expenses incurred:	572 90
(a) Salaries.....	\$ 27,350 00
(b) Directors' fees.....	6,500 00
(c) Auditors' fees.....	300 00
(d) Legal fees.....	55 00
(e) Rents.....	3,625 00
(f) Printing and stationery.....	273 43
(g) Postage, telegrams, telephones and express.....	727 65
(h) Miscellaneous.....	8,879 85
11. Net profit transferred to Profit and Loss Account.....	47,710 93
Total.....	<u>\$ 202,606 79</u>
Total.....	<u>\$ 282,967 30</u>

THE CENTRAL CANADA LOAN AND SAVINGS COMPANY—Continued

PROFIT AND LOSS ACCOUNT

1. Balance brought forward from previous year.....	\$	199,787 62
2. Amount transferred from Revenue Account.....		202,606 79
Total.....	\$	402,394 41
3. Dividends to shareholders declared during year.....	\$	200,000 00
4. Balance of account at 31st December, 1941.....		202,394 41
Total.....	\$	402,394 41

MISCELLANEOUS

1. Average rate of interest per annum earned by the Corporation during the year on:—(a) Mortgages and agreements for sale of realty, 5.12%; (b) Collateral Loans, 5%; (c) Bonds and debentures, 4.11%; (d) Stocks owned, 5.64%.
2. Loans written off, \$158.23.
3. Fidelity Bonds on officers of the Corporation, \$61,000.00.
4. Dividends and bonuses declared during year giving (a) dates declared. (b) dates payable, (c) rates:
 - (a) December, 1940; (b) January 2, 1941; (c) 2%.
 - (a) January, 1941; (b) April 1, 1941; (c) 2%.
 - (a) June, 1941; (b) July 2, 1941; (c) 2%.
 - (a) September, 1941; (b) October 1, 1941; (c) 2%.
5. Date appointed for the Annual Meeting—January 21st, 1942.
Date of last Annual Meeting—January 15th, 1941.

CONSTATING INSTRUMENTS

1884—Letters Patent (under the Ontario Government Joint Stock Companies' Letters Patent Act) incorporating The Central Canada Loan and Savings Company of Ontario, with a capital of \$2,000,000, in 20,000 shares of \$100 each, dated 7th March, 1884.

1890—Act (of the Legislature of the Province of Ontario), 53 Vic., c. 129; declares capital to be \$5,000,000, in 50,000 shares of \$100 each; confirms the purchase of the assets of the Peterborough Real Estate Investment Company, Limited; authorizes the issue of debenture stock; authorizes agencies in the United Kingdom; defines the limit of borrowing powers.

1893—Supplementary Letters Patent (of the Province of Ontario), dated 8th June, 1893, extending the Company's purchasing and lending powers with regard to bonds, stocks and debentures to the Province of Manitoba.

1896—Act (of the Legislature of the Province of Manitoba), 59 Vic., c. 33, authorizes Company to exercise in the Province of Manitoba, with respect to real and personal property, all the rights, powers and privileges that it possesses in Ontario.

1897—Supplementary Letters Patent (of Ontario), dated 6th May 1897, amending the original Letters Patent by expunging therefrom powers of Company to buy and sell land.

1898—Act (of the Parliament of the Dominion of Canada), 61 Vic., c. 97.

1899—Act (of the Legislature of the Province of Manitoba) authorizing Dominion Company to exercise in Manitoba all its rights, powers and privileges; defining the powers of the Company and vesting all the assets of the old company in the new company.

1900—Act (of the Legislature of the Province of Ontario), confirming and validating the conveyance and assignment of 1st December, 1898 (see form of the conveyance and assignment in schedule to 61 Vic., c. 97), and transferring and vesting the assets of the Provincial Company in the Dominion Company.

THE CENTRAL CANADA LOAN AND SAVINGS COMPANY—Continued

SCHEDULE B

SUMMARY OF MORTGAGE LOANS AND AGREEMENTS FOR SALE ON REAL ESTATE AS OF
DECEMBER 31ST, 1941, CLASSIFIED AS TO PROVINCE

Province (a) Those two or more years in arrears. (b) All other	Principal out- standing	Charges out- standing	Interest due and unpaid	Totals		Amount of interest due and not charged	
				\$	c.	\$	c.
Ontario..... (a)	17,949 00			17,949 00		3,320 89	
Ontario..... (b)	26,230 16			26,230 16		159 15	
	44,179 16			44,179 16			
Manitoba..... (a)							
Manitoba..... (b)	915 01			915 01			
Alberta..... (a)	9,965 05			9,965 05		5,278 86	
Alberta..... (b)	1,313 35			1,313 35		33 80	
	11,278 40			11,278 40			
	56,372 57			56,372 57			
Agreements for sale:							
Ontario..... (a)							
Ontario..... (b)	47,803 33			47,803 33		423 24	
Manitoba..... (a)	1,950 00			1,950 00		1,480 03	
Manitoba..... (b)	12,946 35			12,946 35			
	14,896 35			14,896 35			
	62,699 68			62,699 68			
Total..... (a)	29,864 05			29,864 05			
Total..... (b)	89,208 20			89,208 20			
Total.....	119,072 25			119,072 25		10,695 97	

CREDIT FONCIER FRANCO-CANADIEN

Head Office, Montreal, Quebec

OFFICERS

President
 COMTE CAHEN-D'ANVERS.
 Vice-President
 BEAUDRY LEMAN.
 General Secretary
 ARMAND CHEVALIER.

General Manager
 VICOMTE DE ROUMEFORT.
 Assistant General Managers
 M. PASQUIN.
 ARMAND CHEVALIER.

DIRECTORS

COMTE CAHEN D'ANVERS.
 P. AMOS.
 E. FOURET.
 J. THEO. LECLERC.
 R. MASSON.

BEAUDRY LEMAN.
 HON. C. P. BEAUBIEN.
 H. JAHAN.
 E. DE LA LONGUINIÈRE.
 VICOMTE DE ROUMEFORT.

M. STERN.

CENSORS— J. MIGNOT; PIERRE VINSON; A. SURVEYER (Montreal)

CAPITAL

Amount of Capital Stock authorized	French Francs	50,000,000
(100,000 Shares of French Francs 500 each)		
Amount subscribed	French Francs	50,000,000
Amount paid in cash (French Francs 50,000,000) carried as		\$ 9,647,667 19

BALANCE SHEET AS AT 31st DECEMBER, 1941**Assets**

1. Office premises		\$ 390,500 00
2. Book value of real estate held for sale:		
(a) Freehold land (including buildings)	\$ 4,454,169 20	
(b) Held under power of sale, etc.	225,138 99	
		4,679,308 19
3. Amount secured by mortgages on real estate including:		
First mortgages	\$24,576,822 89	
Agreements for sale	1,004,019 50	
Interest due	405,418 60	
Interest accrued	179,975 87	
		26,166,236 86

(See Schedule B)

4. Amount of loans secured by stocks, bonds and other collateral:		
Principal	\$ 28,300 00	
Interest accrued	63 49	
		28,363 49
5. Book value of bonds, debentures and debenture stocks:		
(a) Government and Government Guaranteed:—Dominion and United Kingdom	\$ 778,649 75	
Interest accrued	2,638 01	
	\$ 781,287 76	
(b) Provincial and Provincial Guaranteed	\$ 2,227,510 33	
Interest accrued	19,946 34	
	2,247,456 67	
(c) Canadian municipalities, school districts and rural telephone companies	\$ 1,127,417 94	
Interest accrued	5,168 03	
	1,132,585 97	
(d) All other bonds	\$ 1,013,640 77	
Interest accrued	5,508 19	
	1,019,148 96	
6. Cash on hand		5,180,479 36
		15,627 47

CREDIT FONCIER FRANCO-CANADIEN—Continued

7. Cash on deposit with chartered banks in Canada, \$1,679,385.14; elsewhere, \$474,625.82	\$ 2,154,010 96
8. All other assets	138,194 32
Total Assets	<u>\$38,752,720 65</u>

Liabilities

To the Public

1. Amount of debentures and debenture stock issued and outstanding:		
(a) Payable in Canada	\$ 6,509,140 00	
Interest due and accrued	386,845 10	
	<u> </u>	\$ 6,895,985 10
(b) Payable elsewhere than in Canada	\$ 9,081,684 63	
Interest due and accrued	757,135 41	
	<u> </u>	9,838,820 04
		<u>\$16,734,805 14</u>
2. Difference in exchange		3,926,075 97
3. Suspense profit account		1,305,498 30
4. Taxes other than taxes on real estate—Income Tax provisions		287,637 04
5. Dividends to shareholders declared and unpaid, including Founders' shares ..		248,338 77
6. Salaries, rents and other expenses due and accrued		11,247 07
7. Investment reserves		2,890,130 18
8. All other liabilities		270,703 73
Total		<u>\$25,674,436 20</u>

To Shareholders

9. Paid-in capital—French Francs 50,000,000—carried at	\$ 9,647,667 19
10. Reserve fund—Statutory Reserve (article 109 of the Charter)	1,817,071 96
11. General Contingency Reserve—Provident Fund (article 109 of the Charter) ..	900,000 00
12. Balance of Profit and Loss Account	713,545 30
Total	<u>\$13,078,284 45</u>
Total Liabilities	<u>\$38,752,720 65</u>

REVENUE ACCOUNT

Income

1. Interest and Dividends earned on:		
(a) Mortgages and agreements for sale	\$ 1,724,008 67	
(b) Collateral loans	1,127 54	
(c) Bonds and debentures	120,392 04	
(e) Bank deposits	15,964 97	
	<u> </u>	\$ 1,861,493 22
2. Profit on sale of securities and real estate		78,354 47
3. Rents earned, net on real estate held for sale		85,550 88
Total		<u>\$ 2,025,398 57</u>

Expenditure

4. Interest incurred during the year on:		
Debentures and debenture stock	\$ 576,328 22	
5. Difference in exchange		100,027 68
6. Loss on redemption of our Debentures		809 50
7. License fees and taxes other than taxes on real estate:		
(a) Dominion	\$ 200,000 00	
(b) Provincial	23,205 19	
(c) Municipal	3,290 82	
	<u> </u>	226,496 01
8. Commission on loans		5,201 90
9. Amount transferred to Investment Reserves		350,000 00

CREDIT FONCIER FRANCO-CANADIEN—Continued

10. All other expenses incurred:		
(a) Salaries and Pensions.....	\$	241,295 02
(b) Directors' fees.....		2,310 00
(c) Auditors' fees.....		4,500 00
(d) Legal fees.....		6,918 00
(e) Rents.....		4,620 00
(f) Travelling expenses.....		25,233 14
(g) Printing and stationery.....		6,598 78
(h) Advertising.....		6,337 61
(i) Postage, telegrams, telephones and express.....		7,378 14
(j) Maintenance of Office Premises.....		10,685 94
(j) Miscellaneous.....		45,011 26
	\$	360,887 89
11. Net profit transferred to Profit and Loss Account.....		405,647 37
Total.....	\$	<u>2,025,398 57</u>

PROFIT AND LOSS ACCOUNT

1. Balance brought forward from previous year.....	\$	723,581 30
2. Amount transferred from Revenue Account.....		405,647 37
Total.....	\$	<u>1,129,228 67</u>
3. Dividends to shareholders declared during year.....	\$	354,550 00
4. Distribution to Directors.....		19,857 10
5. Distribution to Founders.....		19,857 10
6. Amount transferred to Reserve Fund.....		21,419 17
7. Balance of account at 31st December, 1941.....		713,545 30
Total.....	\$	<u>1,129,228 67</u>

MISCELLANEOUS

- Rate of interest per annum paid by the Corporation:
Average rate for year—(a) Debentures payable in Canada, 4.6178%; (b) Debentures payable elsewhere, 4.4280%.
Current rate paid—(a) Debentures payable in Canada, 3½%-4%-5%; (b) Debentures payable elsewhere, 3.97%-4.50%.
- Average rate of interest per annum earned by the Corporation during the year on: (a) Mortgages and agreements for sale of realty, 6.0778%; (b) Collateral Loans, 2.9482%; (c) Bonds and debentures, 3.3428%.
- Loans written off, \$12,819.41.
- Fidelity Bonds on officers of the Corporation, Nil.
- Dividends and bonuses declared during year giving (a) dates declared, (b) dates payable, (c) rates:
(a) May 19, 1941; (b) June 1, 1941; (c) 3.6750%.
- Date appointed for the Annual Meeting—May 18th, 1942.
Date of last Annual Meeting—May 19th, 1941.
- Amount of interest permanently capitalized during the year.....\$ 27,966 42
- Amount of Company's own Debentures and interest thereon, due and unpaid 1,731,701 53

CONSTATING INSTRUMENTS

43-44 Vic., c. 60, Province of Quebec: An Act to incorporate the Company. Schedule A to the Act contains the original constitution and laws of the Company; see Act of Quebec (1884), 47 Vic., c. 5, infra.

44 Vic., c. 58, Dominion of Canada, Section 13, defines the Company's borrowing powers (See also 62-63 Vic., c. 41 (D), s. 20).

44 Vic., c. 51, Province of Ontario, empowers the Company to establish branch offices in Ontario, to lend money, hold real estate in the Province, etc.

45 Vic., c. 84, Province of Quebec, amends 43-44 Vic., c. 60 (Q).

CREDIT FONCIER FRANCO-CANADIEN—Continued

SCHEDULE B

SUMMARY OF MORTGAGE LOANS AND AGREEMENTS FOR SALE ON REAL ESTATE AS OF
31ST DECEMBER, 1941, CLASSIFIED AS TO PROVINCE

Province	(a) Those two or more years in arrears	(b) All other	Principal outstanding		Charges out- standing		Interest due and unpaid		Interest accrued		Totals		Interest due and unpaid Dec. 31-41 debited to Provision for losses on loans
			\$	c.	\$	c.	\$	c.	\$	c.	\$	c.	
Quebec	(a)		499,655	69	50,720	68	64,820	13	2,439	07	617,635	57	
Quebec	(b)		14,300,343	49	25,220	74	139,725	77	86,498	39	14,551,788	39	96,873 71
Ontario	(a)		121,216	50	19,000	07	16,907	99	651	89	157,776	45	
Ontario	(b)		2,059,385	47	2,152	09	14,986	18	10,933	56	2,087,457	30	19,908 67
Manitoba	(a)		129,294	59	25,737	98	10,457	80	783	12	166,273	49	
Manitoba	(b)		2,234,469	93	13,377	07	16,995	31	12,403	56	2,277,245	87	7,511 84
British Columbia	(a)		204,847	09	75,701	92	10,407	77	1,129	35	292,086	13	
British Columbia	(b)		2,068,460	46	7,525	08	7,772	35	11,547	23	2,095,305	12	5,955 24
Alberta	(a)		1,435,395	68	156,479	92	365,870	29	8,274	38	1,966,020	27	
Alberta	(b)		1,096,563	94	3,785	27	34,982	47	5,555	25	1,140,886	93	350,768 34
Saskatchewan	(a)		2,986,227	21	183,576	27	721,371	48	26,521	34	3,917,696	30	
Saskatchewan	(b)		1,543,429	56	11,608	53	46,691	52	13,238	73	1,614,968	34	564,552 66
Total	(a)		5,376,636	76	511,216	84	1,189,835	46	39,799	15	7,117,488	21	1,045,570 46
Total	(b)		23,302,652	85	63,668	78	261,153	60	140,176	72	23,767,651	95	
Grand Total.			28,679,289	61	574,885	62	1,450,989	06	179,975	87	30,885,140	16	

GUELPH AND ONTARIO INVESTMENT AND SAVINGS SOCIETY

Head Office, Guelph, Ontario

OFFICERS

President—J. R. HOWITT, K.C. Managing Director and Secretary-Treasurer—J. M. PURCELL.
 1st Vice-President—J. JAMES SHAW; 2nd Vice-President—JOHN R. PHIN.

DIRECTORS

J. R. HOWITT, K.C.
 JOHN R. PHIN.
 JOHN ARMSTRONG.
 H. O. HOWITT, M.D.

J. JAMES SHAW.
 J. M. PURCELL.
 G. ALEX FORBES.
 R. FORBES AULD.

Auditors—J. F. SCULLY, C.A.; N. J. WHITE, C.A.

CAPITAL

Amount of Capital Stock authorized (20,000 shares of \$50.00 each).....	\$ 1,000,000 00
Amount subscribed.....	965,200 00
Amount paid in cash.....	965,200 00

BALANCE SHEET AS AT 31st DECEMBER, 1941

Assets

1. Office premises.....	\$ 30,000 00
2. Book value of real estate held for sale:	
(a) Freehold land (including buildings).....	\$ 201,195 78
(b) Held under power of sale, etc.....	8,839 49
	<hr/>
	210,035 27
3. Amount secured by mortgages on real estate including:	
First mortgages.....	\$ 3,533,193 73
Agreements for sale.....	305,394 13
Interest due.....	23,274 57
Interest accrued.....	40,583 80
	<hr/>
	3,902,446 23

(See Schedule B)

4. Amount of loans secured by stocks, bonds and other collateral: (There is included in the collateral \$6,100.00 of the Company's own stock upon which \$6,100.00 has been paid).		
Principal.....	\$ 17,384 59	
Interest due.....	50 73	
Interest accrued.....	194 03	
	<hr/>	17,629 35
5. Book value of bonds and debentures:		
(a) Government:—Dominion.....	\$ 496,204 44	
Interest accrued.....	3,291 48	
	<hr/>	\$ 499,495 92
(b) Provincial.....	\$ 151,332 51	
Interest accrued.....	2,547 26	
	<hr/>	153,879 77
(c) Canadian municipalities.....	\$ 32,061 38	
Interest due.....	179 91	
Interest accrued.....	555 33	
	<hr/>	32,796 62
(d) All other bonds.....	\$ 38,012 83	
Interest accrued.....	803 84	
	<hr/>	38,816 67
	<hr/>	724,988 98
6. Book value of stocks.....	\$ 258,000 00	
Accrued dividends thereon.....	6,450 00	
	<hr/>	264,450 00
7. Cash on hand.....		34,692 14
8. Cash on deposit with chartered banks in Canada, \$139,308.58; elsewhere, \$47.44.....		139,356 02
Total Assets.....	\$ 5,323,597 99	

GUELPH AND ONTARIO INVESTMENT AND SAVINGS SOCIETY—Continued

Liabilities

To the Public

1. Amount of debentures issued and outstanding:			
(a) Payable in Canada	\$ 2,400,425	94	
Interest due and accrued	27,503	31	
			\$ 2,427,929 25
(b) Payable elsewhere than in Canada	\$ 973	33	
Interest due and accrued	17	03	
			990 36
			\$ 2,428,919 61
2. Amount of money deposited with the corporation including interest accrued thereon			1,321,254 97
3. Taxes other than taxes on real estate (Provision for 1941 Dominion Income Tax)			21,000 00
4. Dividends to shareholders declared and unpaid			28,956 00
5. All other liabilities			7,587 14
Total			\$ 3,807,717 72

To Shareholders

6. Paid-in capital	\$ 965,200	00	
7. Reserve fund	519,435	00	
8. Balance at credit of Profit and Loss Account			31,245 27
Total	\$ 1,515,880	27	
Total Liabilities	\$ 5,323,597	99	

REVENUE ACCOUNT

Income

1. Rents earned, net on office premises	\$ 6,995	90	
2. Interest and Dividends earned on:			
(a) Mortgages and agreements for sale	\$ 187,641	93	
(b) Collateral loans	920	44	
(c) Bonds and debentures	34,235	25	
(d) Dividends on stocks	12,900	00	
(e) Bank deposits	76	87	
			235,774 49
3. Profit on sale of securities			2,987 07
4. All other revenue for the year			478 27
5. Amount transferred from Investment Reserve Bonds and Debentures			5,000 00
Total	\$ 251,235	73	

Expenditure

6. Interest incurred during the year on:			
(a) Debentures	\$ 82,627	10	
(b) Deposits	23,488	71	
			\$ 106,115 81
7. License fees and taxes other than taxes on real estate:			
(a) Dominion	\$ 11,922	23	
(b) Provincial	4,048	65	
(c) Municipal	877	49	
(d) Amount set aside to pay Government Taxes	6,000	00	
			22,848 37
8. Commission on loans			1,901 60
9. Amount transferred to Investment Reserves			18,000 00
10. Amount transferred to Investment Reserves, re Real Estate Mortgages, etc.			5,000 00
11. All other expenses incurred:			
(a) Salaries	\$ 20,003	12	
(b) Directors' fees	3,876	00	

GUELPH AND ONTARIO INVESTMENT AND SAVINGS SOCIETY—Continued

(c) Auditors' fees.....	\$	1,400	00
(d) Legal fees.....		72	15
(e) Travelling expenses and commissions on collections.....		3,227	79
(f) Printing and stationery.....		2,112	30
(g) Advertising.....		1,098	03
(h) Postage, telegrams, telephones and express.....		1,001	78
(i) Commission on sale of Debentures.....		236	58
(j) Maintenance of office premises.....		1,310	84
(k) Miscellaneous.....		4,635	62
	\$		38,974 21
12. Net profit transferred to Profit and Loss Account.....			58,395 74
Total.....	\$		<u>251,235 73</u>

PROFIT AND LOSS ACCOUNT

1. Balance brought forward from previous year.....	\$	30,761	53
2. Amount transferred from Revenue Account.....		58,395	74
Total.....	\$	89,157	27
3. Dividends to shareholders declared during year.....	\$	57,912	00
4. Balance at credit of account at 31st December, 1941.....		31,245	27
Total.....	\$	89,157	27

MISCELLANEOUS

- Rate of interest per annum paid by the Corporation:
Average rate for year—(a) Debentures payable in Canada, 3.4314%; (b) Debentures payable elsewhere, 3.2685%; (c) Deposits, 1.7576.
Current rate paid—(a) Debentures payable in Canada, 3½% for 3 years, 3½% for 5 years; (d) Debentures payable elsewhere, 3½%; (c) Deposits, 2% per annum.
- Average rate of interest per annum earned by the Corporation during the year on: (a) Mortgages and agreements for sale of realty, 4.5928%; (b) Collateral Loans, 6.0997%; (c) Bonds and debentures, 4.66809%; (d) Stocks owned, 5%.
- Loans written off, \$447.34.
- Fidelity Bonds on officers of the Corporation, \$49,000.00.
- Dividends and bonuses declared during year giving (a) dates declared, (b) dates payable, (c) rates:
(a) June 13, 1941; (b) July 2, 1941; (c) 3%.
(a) December 5, 1941; (b) January 2, 1942; (c) 3%.
- Date appointed for the Annual Meeting—February 25th, 1942.
Date of last Annual Meeting—February 26th, 1941
- Amount of interest permanently capitalized during the year..... \$ 498 11
- Amount of Company's own Debentures and interest thereon, due and unpaid 27,691 35

CONSTATING INSTRUMENTS

Incorporated under The Building Societies Act (Consol. Statutes U.C., chapter 53), by declaration filed with the Clerk of the Peace for the County of Wellington, January 19th, 1876.
The lending and the borrowing powers are governed by The Loan and Trust Corporations Act, R.S.O. 1937, c. 257.

GUELPH AND ONTARIO INVESTMENT AND SAVINGS SOCIETY—Continued

SCHEDULE B

SUMMARY OF MORTGAGE LOANS AND AGREEMENTS FOR SALE ON REAL ESTATE AS OF
DECEMBER 31ST, 1941, CLASSIFIED AS TO PROVINCE

Province		Principal out- standing	Charges out- standing	Interest due and unpaid	Interest accrued	Totals	Amount of Interest due and not charged
(a) Those two or more years in arrears.	(b) All other						
		\$ c.	\$ c.	\$ c.	\$ c.	\$ c.	\$ c.
Ontario.....	(a)	242,235 75	3,023 30	8,017 42	253,276 47	Not Calculated
Ontario.....	(b)	3,317,421 69	382 48	8,933 67	40,583 80	3,367,321 64	
Manitoba.....	(a)	6,836 37	285 49	319 31	7,441 17	
Manitoba.....	(b)	4,922 86	4,922 86	
Saskatchewan.....	(a)	255,196 21	10,422 40	16,907 42	282,526 03	
Saskatchewan.....	(b)	58,225 01	47 12	58,272 13	
Alberta.....	(a)	144,654 77	6,705 63	14,096 75	165,457 15	
Alberta.....	(b)	47,212 46	16 32	47,228 78	
Total.....	(a)	648,923 10	20,436 82	39,340 90	708,700 82	
Total.....	(b)	3,427,782 02	445 92	8,933 67	40,583 80	3,477,745 41	
Total.....		4,076,705 12	20,882 74	48,274 57	40,583 80	4,186,446 23	

THE HURON AND ERIE MORTGAGE CORPORATION

Head Office, London, Ontario

OFFICERS

Chairman and President—T. G. MEREDITH, K.C.

Vice-President—COL. IBBOTSON LEONARD, D.S.O.

General Manager—M. AYLSWORTH. Secretary—D. MCEACHERN. Treasurer—C. J. CLARKE.

DIRECTORS

T. G. MEREDITH, K.C.
M. AYLSWORTH.
R. H. CRONYN.
J. E. McCONNELL.

COL. IBBOTSON LEONARD, D.S.O.
C. J. CLARKE.
J. W. HOBBS.
J. J. MCHALE.

E. A. WILSON.

Auditors—HENRY BARBER, MAPP & MAPP, C.A.; GEORGE S. JEWELL, C.A.

CAPITAL

Amount of Capital Stock authorized (100,000 shares of \$100.00 each).....	\$10,000,000 00
Amount subscribed.....	9,000,000 00
Amount paid in cash:	
On \$4,000,000.00 stock fully called.....	\$ 4,000,000 00
On \$5,000,000.00 stock 20% called.....	1,000,000 00
	5,000,000 00

BALANCE SHEET AS AT 31st DECEMBER, 1941

Assets

1. Office premises.....	\$ 1,950,000 00
2. Book value of real estate held for sale:	
(a) Freehold land (including buildings).....	\$ 761,963 83
(b) Held under power of sale, etc.....	125,361 01
	887,324 84
3. Amount secured by mortgages on real estate including:	
First mortgages.....	\$24,547,652 82
Agreements for sale.....	5,330,621 07
Interest accrued.....	982,055 58
	30,860,329 47
<i>(See Schedule B)</i>	
4. Book value of bonds, debentures and debenture stocks:	
(a) Government and Government Guaranteed:—Dominion and United Kingdom	\$3,599,216 05
Interest accrued.....	25,404 92
	\$ 3,624,620 97
(b) Provincial and Provincial Guaranteed... \$	835,600 99
Interest accrued.....	8,623 11
	844,224 10
(c) Canadian municipalities, school districts and rural telephone companies.....	391,305 98
(d) All other bonds..... \$	146,224 40
Interest accrued.....	673 44
	146,897 84
	5,007,048 89
5. Book value of stocks.....	1,587,502 25
6. Cash on hand.....	110,401 36
7. Cash on deposit with chartered banks in Canada, \$1,022,002.47; elsewhere, \$16,699.03.....	1,038,701 50
8. Unrealized assets of The People's Loan and Savings Corporation.....	729,406 57
	\$42,170,714 88

THE HURON AND ERIE MORTGAGE CORPORATION—Continued

Liabilities

To the Public

1. Amount of debentures and debenture stock issued and outstanding:			
(a) Payable in Canada	\$24,468,231	42	
Interest due and accrued	233,646	73	
			\$24,701,878 15
(b) Payable elsewhere than in Canada	\$ 759,559	99	
Interest due and accrued	4,420	57	
			763,980 56
			\$25,465,858 71
2. Amount of money deposited with the corporation	\$ 9,841,442	07	
Interest accrued thereon	16,110	38	
			9,857,552 45
3. Taxes other than taxes on real estate			100,000 00
4. Dividends to shareholders declared and unpaid			50,000 00
Total			\$35,473,411 16

To Shareholders

5. Paid-in capital	\$ 5,000,000	00	
6. Reserve fund	1,500,000	00	
7. Balance of Profit and Loss Account			197,303 72
Total	\$ 6,697,303	72	
Total Liabilities	\$42,170,714	88	

REVENUE ACCOUNT

Income

1. Rents earned, net on office premises	\$	76,544	62
2. Interest and Dividends earned on:			
(a) Mortgages and agreements for sale	\$ 1,653,829	55	
(b) Bonds and debentures	162,959	52	
(c) Dividends on stocks	58,372	68	
(d) Bank deposits	3,629	60	
			1,878,791 35
3. Profit on sale of securities and real estate			67,076 60
4. Income from real estate on hand			30,855 20
5. Agency fees and commissions earned			3,292 30
6. Revenue re People's Loan and Savings Corporation			38,254 81
7. All other revenue for the year			81,846 95
Total	\$ 2,176,661	83	

Expenditure

8. Interest incurred during the year on:			
(a) Debentures and debenture stock	\$ 885,690	57	
(b) Deposits	168,540	16	
(c) Other borrowed money	3,021	93	
			\$ 1,057,252 66
9. Amount by which ledger values of assets were written down			47,240 35
10. License fees and taxes other than taxes on real estate:			
(a) Dominion	\$ 36,867	82	
(b) Provincial	cr. 1,756	59	
(c) Municipal	13,016	47	
			48,127 70
11. Commission on loans and on sale of real estate			44 09
12. Amount transferred to Investment Reserves			300,000 00
13. All other expenses incurred:			
(a) Salaries	\$ 268,473	54	
(b) Directors' fees	13,307	05	
(c) Auditors' fees	11,740	37	
(d) Legal fees	1,029	21	
(e) Rents	74,337	00	
(f) Travelling expenses	4,797	58	

THE HURON AND ERIE MORTGAGE CORPORATION—Continued

(g) Printing and stationery	\$ 12,338 49	
(h) Advertising	10,936 27	
(i) Postage, telegrams, telephones	10,742 64	
(j) Commission on sale of debentures	20,316 69	
(k) Miscellaneous	52,632 67	
		\$ 480,651 51
14. Net profit transferred to Profit and Loss Account		243,345 52
Total		<u>\$ 2,176,661 83</u>

PROFIT AND LOSS ACCOUNT

1. Balance brought forward from previous year	\$ 153,958 20
2. Amount transferred from Revenue Account	243,345 52
Total	<u>\$ 397,303 72</u>
3. Dividends to shareholders declared during year	\$ 200,000 00
4. Balance of account at 31st December, 1941	197,303 72
Total	<u>\$ 397,303 72</u>

MISCELLANEOUS

- Rate of interest per annum paid by the Corporation:
Average rate for year—(a) Debentures payable in Canada, 3.4247%; (b) Debentures payable elsewhere, 3.5349%; (c) Debenture stock, 4%; (d) Deposits, 1.7515%.
Current rate paid—(a) Debentures payable in Canada, 1 year-3%, 2 years-3¼%, 3-10 years-3½%; (d) Deposits, 2%.
- Average rate of interest per annum earned by the Corporation during the year on: (a) Mortgages and agreements for sale of realty, 5.3616%; (b) Bonds and debentures, 3.2683%; (c) Stocks owned, 3.7525%.
- Loans written off, \$151,696.83.
- Fidelity Bonds on officers of the Corporation. Fidelity Bond covers entire staff up to \$100,000 in case of default of any individual member.
- Dividends and bonuses declared during year giving (a) dates declared, (b) dates payable, (c) rates:
(a) March 15, 1941; (b) April 1, 1941; (c) 1%.
(a) June 15, 1941; (b) July 2, 1941; (c) 1%.
(a) September 15, 1941; (b) October 1, 1941; (c) 1%.
(a) December 15, 1941; (b) January 2, 1942; (c) 1%.
- Date appointed for the Annual Meeting—February 11th, 1942.
Date of last Annual Meeting—February 12th, 1941.

CONSTATING INSTRUMENTS

March 15th, 1864, Declaration made and filed (March 18th, 1864) in pursuance of Chapter 53, Consolidated Statutes of Upper Canada, 1859, incorporating The Huron & Erie Savings & Loan Society under the said Act.

1865, 28 Victoria, Chapter 41, An Act of the Legislative Council and Assembly of Canada whereby the London Permanent Building & Savings Society was amalgamated with and merged in The Huron & Erie Savings & Loan Society.

1866, 29-30 Victoria, Chapter 132, An Act of the Legislative Council and Assembly of Canada whereby the Western Counties Permanent Building & Savings Society was amalgamated with and merged in The Huron & Erie Savings & Loan Society.

1875, 39 Victoria, Chapter 95, An Act changing the name of The Huron & Erie Savings & Loan Society to The Huron & Erie Loan & Savings Company.

1875, September 2nd, Declaration filed in pursuance of Chapter 53, Consolidated Statutes of Canada, 1859, whereby the Canadian Savings & Loan Company of London, Canada, was incorporated under the said Act.

1896, 59 Victoria, Chapter 49, Canada, An Act for defining the borrowing powers of the Company and for consolidating legislation in relation thereto.

1899, 62-63 Victoria, Chapter 115, Canada, An Act regulating the amount of the Company's liabilities to the public and as to the types of security in which it may invest.

1905, 4-5 Edward VII, Chapter 105, Canada, An Act dealing with the Company's liabilities to the public, limiting the amount from time to time to be held on deposit, and as to extent of borrowing power.

THE HURON AND ERIE MORTGAGE CORPORATION—Continued

1905, December 29th, An Order of the Lieutenant-Governor in Council, assenting to an agreement whereby the assets of The Canadian Savings & Loan Company were vested in The Huron & Erie Loan & Savings Company.

1906, 6 Edward VII, Chapter 110, Canada, An Act whereby The Canadian Savings & Loan Company of London, Canada, was amalgamated with and merged in The Huron & Erie Loan & Savings Company.

1906, 6 Edward VII, Chapter 130, Ontario, An Act of the Province of Ontario similar to the one above described and for the same purpose.

1913, 3-4 Geo. V, Chapter 134, Canada, An Act permitting the Company to increase the amount of its liabilities to the public.

1915, 5 Geo. V, Chapter 74, Canada, An Act changing the name of The Huron & Erie Loan & Savings Company to The Huron & Erie Mortgage Corporation, authorizing the increase of the Company's capital stock, the establishment of a pension fund, etc.

1915, 5 Geo. V, Chapter 86, Ontario, An Act for the same purpose as the Dominion Act last above recited.

1922, August 29th, An Order of the Lieutenant-Governor of the Province of Ontario in Council, assenting to an agreement whereby the assets of the Dominion Savings & Investment Society were vested in The Huron & Erie Mortgage Corporation.

1926, October 13th, An Order of the Lieutenant-Governor of the Province of Ontario in Council, assenting to an agreement whereby the assets of The Hamilton Provident & Loan Corporation were vested in The Huron & Erie Mortgage Corporation.

1927, May 31st, An Order of the Lieutenant-Governor of the Province of Ontario in Council assenting to an agreement whereby the assets of The Southern Loan & Savings Company were vested in The Huron & Erie Mortgage Corporation.

1929, August 29th, An Order of the Lieutenant-Governor of the Province of Ontario in Council, assenting to an agreement respecting the sale of the assets of The London Loan & Savings Company to The Huron & Erie Mortgage Corporation.

1931, January 17th, An Order of the Lieutenant-Governor of the Province of Ontario in Council, assenting to an agreement, dated November 18th, 1930, whereby the assets of The Peoples Loan & Savings Corporation were vested in The Huron & Erie Mortgage Corporation

SCHEDULE B

SUMMARY OF MORTGAGE LOANS AND AGREEMENTS FOR SALE ON REAL ESTATE AS OF 31ST DECEMBER, 1941, CLASSIFIED AS TO PROVINCE

Province	Principal outstanding		Charges outstanding		Interest due and unpaid		Interest accrued		Totals		Amount of Interest due and not Charged (a) and (b) combined
	\$	c.	\$	c.	\$	c.	\$	c.	\$	c.	
(a) Those two or more years in arrears.											
(b) All other											
Ontario.....(a)	1,698,585	25	417,662	28	125,732	59	26,137	93	2,268,118	05	429,129 41
Ontario.....(b)	10,251,555	80	267,117	97	75,542	02	164,861	50	10,759,077	29
Manitoba.....(a)	397,819	37	81,529	24	40,863	79	18,437	50	538,649	90	91,850 00
Manitoba.....(b)	1,596,033	12	32,713	77	24,294	97	37,012	19	1,690,054	05
Saskatchewan.(a)	5,793,747	26	467,042	68	596,433	88	474,964	76	7,332,188	58	593,899 00
Saskatchewan.(b)	4,789,844	77	129,108	16	37,640	02	128,615	22	5,085,208	17
Alberta.....(a)	1,219,429	00	124,020	00	485,085	00	57,214	00	1,885,748	00	210,562 00
Alberta.....(b)	1,488,762	16	28,727	26	42,292	29	54,258	81	1,614,040	52
British Columbia.....(a)	160,759	61	49,085	77	12,093	86	3,568	68	225,507	92	9,207 00
British Columbia.....(b)	1,038,966	48	3,977	60	2,141	43	16,984	99	1,062,070	50
Total.....(a)	9,270,340	49	1,139,339	97	1,260,209	12	580,322	87	12,250,212	45
Total.....(b)	19,165,162	33	461,644	76	181,910	73	401,732	71	20,210,450	53
Grand Total.	28,435,502	82	1,600,984	73	1,442,119	85	982,055	58	32,460,662	98	1,334,647 41

THE LAMBTON LOAN AND INVESTMENT COMPANY

Head Office, Sarnia, Ontario

OFFICERS

President—NORMAN S. GURD, K.C.

Acting Manager and Secretary—S. A. HYDE

Vice-President—COL. ROBERT MACKENZIE.

DIRECTORS

A. G. MINIELLY.
A. J. JOHNSTON.
W. H. KENNY.
WM. GUTHRIE.

C. H. BELTON.
HOWARD FRALEIGH.
HARRY WILSON.
NORMAN S. GURD, K.C.

COL. ROBERT MACKENZIE.

Auditors—G. D. CAMPBELL, F.C.A.; T. E. LAWLESS, C.A.

CAPITAL

Amount of Capital Stock authorized (20,000 shares of \$50.00 each).....	\$ 1,000,000 00
Amount subscribed.....	789,750 00
Amount paid in cash.....	789,750 00

BALANCE SHEET AS AT 31st DECEMBER, 1941

Assets

1. Office premises.....	\$ 17,280 00
2. Book value of real estate held for sale:	
(a) Freehold land (including buildings).....	\$ 177,130 29
(b) Held under power of sale, etc.....	84,895 07
	262,025 36
3. Amount secured by mortgages on real estate including:	
First mortgages.....	\$ 2,055,380 09
Agreements for sale.....	548,724 80
Interest due.....	24,951 69
Interest accrued.....	50,453 98
	2,679,510 56
(See Schedule B)	
4. Amount of loans secured by stocks, bonds and other collateral:	
(There is included in the collateral \$39,200.00 of the Company's own stock upon which \$39,200.00 has been paid.)	
Principal.....	\$ 45,776 02
Interest due.....	420 44
Interest accrued.....	559 00
	46,755 46
5. Book value of bonds, debentures and debenture stocks:	
(a) Government and Government Guaranteed:—Dominion and United Kingdom	\$ 304,724 21
Interest accrued.....	2,660 00
	\$ 307,384 21
(b) Provincial and Provincial Guaranteed... \$	230,391 25
Interest accrued.....	1,643 00
	232,034 25
(c) Canadian municipalities, school districts and rural telephone companies..... \$	23,036 05
Interest accrued.....	38 00
	23,074 05
6. Book value of stocks.....	562,492 51
7. Cash on hand.....	370,100 12
8. Cash on deposit with chartered banks in Canada, \$166,288.95; elsewhere, \$50,006.85.....	18,469 97
9. All other assets.....	216,295 80
	11,427 72
	562,492 51
	370,100 12
	18,469 97
	216,295 80
	11,427 72
Total Assets.....	\$ 4,184,357 50

THE LAMBTON LOAN AND INVESTMENT COMPANY—Continued

Liabilities*To the Public*

1. Amount of debentures and debenture stock issued and outstanding:		
Payable in Canada	\$ 1,587,829 48	
Interest due and accrued	18,251 99	
		\$ 1,606,081 47
2. Amount of money deposited with the corporation		961,536 60
3. Taxes other than taxes on real estate		43,191 56
4. Dividends to shareholders declared and unpaid		23,692 50
5. All other liabilities		2,958 40
Total		\$ 2,637,460 53

To Shareholders

6. Paid-in capital	\$ 789,750 00
7. Reserve fund	700,000 00
8. Balance of Profit and Loss Account	57,146 97
Total	\$ 1,546,896 97
Total Liabilities	\$ 4,184,357 50

REVENUE ACCOUNT**Income**

1. Interest and Dividends earned on:		
(a) Mortgages and agreements for sale	\$ 178,812 93	
(b) Collateral loans	3,485 05	
(c) Bonds and debentures	17,540 53	
(d) Dividends on stocks	14,195 00	
		\$ 214,033 51
2. All other revenue for the year		1,384 34
Total		\$ 215,417 85

Expenditure

3. Interest incurred during the year on:		
(a) Debentures and debenture stock	\$ 59,759 90	
(b) Deposits	20,859 66	
		\$ 80,619 56
4. Loss on sale of securities and real estate		2,052 65
5. License fees and taxes other than taxes on real estate:		
(a) Dominion	\$ 43,191 56	
(b) Provincial	2,286 35	
(c) Municipal	249 67	
		45,727 58
6. Commission on loans and on sale of real estate		1,409 75
7. Amount transferred to Investment Reserves		14,916 25
8. All other expenses incurred:		
(a) Salaries	\$ 13,908 82	
(b) Directors' fees and salary	2,750 00	
(c) Auditors' fees	1,375 00	
(d) Legal fees	1,649 43	
(e) Registration fees	503 86	
(f) Travelling expenses	1,482 35	
(g) Printing and stationery	579 34	
(h) Advertising	285 93	
(i) Postage, telegrams, telephones and express	641 09	

THE LAMBTON LOAN AND INVESTMENT COMPANY—Continued

(j) Commission on sale of Debentures.....	\$	259 41	
(k) Maintenance of office premises.....		887 90	
(l) Miscellaneous.....		2,714 64	
	\$	27,037 77	
Less proportion of expense—The Lambton Trust Co. Ltd.		3,125 00	
9. Net profit transferred to Profit and Loss Account.....	\$	23,912 77	
		46,779 29	
Total.....	\$	215,417 85	

PROFIT AND LOSS ACCOUNT

1. Balance brought forward from previous year.....	\$	49,855 18
2. Amount transferred from Revenue Account.....		46,779 29
Total.....	\$	96,634 47
3. Dividends to shareholders declared during year.....	\$	39,487 50
4. Balance of account at 31st December, 1941.....		57,146 97
Total.....	\$	96,634 47

MISCELLANEOUS

- Rate of interest per annum paid by the Corporation:
Average rate for year—(a) Debentures payable in Canada, 3.76%; (b) Deposits, 2.06%.
Current rate paid—(a) Debentures payable in Canada, 3¼%, 3½%, 3¾%, 4%; (b) Deposits, 2½%.
- Average rate of interest per annum earned by the Corporation during the year on: (a) Mortgages and agreements for sale of realty, 6.68%; (b) Collateral loans, 5.92%; (c) Bonds and debentures, 3.14%; (d) Stocks owned, 3.83%.
- Loans written off, \$7,920.07.
- Fidelity Bonds on officers of the Corporation, \$20,000.00 on each member of staff.
- Dividends and bonuses declared during year giving (a) dates declared, (b) dates payable, (c) rates:
(a) June 10, 1941; (b) July 2, 1941; (c) 2%.
(a) December 8, 1941; (b) January 2, 1942; (c) 3%.
- Date appointed for the Annual Meeting—January 28th, 1942.
Date of last Annual Meeting—January 22nd, 1941.
- Special General Meeting held during year: October 20th, 1941.
- Amount of interest permanently capitalized during the year.....\$ 3,852 14
- Amount of Company's own Debentures and interest thereon, due and unpaid 23,850 94

CONSTATING INSTRUMENTS

Incorporated under The Building Societies Act, 9 Vict., c. 90 (Province of Canada), by declaration filed on 27th March, 1847, with the Clerk of the Peace for the Western District. The original corporate name was "The Port Sarnia Building Society." The society was reorganized as "The Lambton Permanent Building and Investment Society" under the said Act and other Acts, all of which became consolidated as Chapter 53 of the Consolidated Statutes of Upper Canada, by declaration filed 19th June, 1855, with the Clerk of the Peace for the County of Lambton. This latter corporate name was changed by Order-in-Council, 4th June, 1880, to The Lambton Loan and Investment Company.

The lending and the borrowing powers are governed by The Loan and Trust Corporations Act, R.S.O. 1937, c. 257.

THE LAMBTON LOAN AND INVESTMENT COMPANY—Continued

SCHEDULE B

SUMMARY OF MORTGAGE LOANS AND AGREEMENTS FOR SALE ON REAL ESTATE AS OF
31ST DECEMBER, 1941, CLASSIFIED AS TO PROVINCE

Province (a) Those two or more years in arrears (b) All other	Principal out- standing	Charges out- standing	Interest due and unpaid	Interest accrued	Totals	Amount of interest due and not charged	
							\$
Ontario.....(a)	219,462 57	4,707 85	9,137 41	19,134 50	252,442 33	54,034 80	
Ontario.....(b)	2,439,739 37	5,344 04	16,474 97	35,618 42	2,497,176 80	7,110 29	
State of Colorado..(a)	4,900 00	155 31	188 00	5,243 31	806 42	
Total.....(a)	224,362 57	4,707 85	9,292 72	19,322 50	257,685 64	54,841 22	
Total.....(b)	2,439,739 37	5,344 04	16,474 97	35,618 42	2,497,176 80	7,110 29	
Grand Total ...	2,664,101 94	10,051 89	25,767 69	54,940 92	2,754,862 44	61,951 51	

THE LANDED BANKING AND LOAN COMPANY

Head Office, Hamilton, Ontario

OFFICERS

President—W. DOUGLAS WILSON.

Manager—H. M. PATTERSON

Vice-President—ALAN V. YOUNG.

DIRECTORS

WALTER S. BURRILL.

J. M. PIGOTT.

J. PERCIVAL BELL.

H. M. PATTERSON.

W. DOUGLAS WILSON.

ALAN V. YOUNG.

Auditors—RALPH E. YOUNG, F.C.A.; G. E. F. SMITH, F.C.A.

CAPITAL

Amount of Capital Stock authorized (10,500 shares of \$100.00 each)	\$ 1,050,000 00
Amount subscribed	1,000,000 00
Amount paid in cash	1,000,000 00

BALANCE SHEET AS AT 31st DECEMBER, 1941

Assets

1. Office premises	\$ 84,000 00
2. Book value of real estate held for sale:	
(a) Freehold land (including buildings)	\$ 215,505 07
(b) Held under power of sale, etc.	94,914 85
	<hr/>
	310,419 92
3. Amount secured by mortgages on real estate including:	
First mortgages	\$ 1,429,870 68
Agreements for sale	532,033 76
Interest due	15,242 45
Interest accrued	27,577 98
	<hr/>
	2,004,724 87
<i>(See Schedule B)</i>	
4. Amount of loans secured by stocks, bonds and other collateral:	
(There is included in the collateral \$2,300.00 of the Company's own stock upon which \$2,300.00 has been paid.)	
Principal	\$ 1,600 00
Interest due	47 49
Interest accrued	20 50
	<hr/>
	1,667 99
5. Book value of bonds, debentures and debenture stocks:	
(a) Government and Government Guaranteed:—Dominion and United Kingdom	\$ 377,745 51
Interest accrued	3,222 73
	<hr/>
	\$ 380,968 24
(b) Provincial and Provincial Guaranteed	\$ 49,800 00
Interest accrued	65 75
	<hr/>
	49,865 75
(c) Canadian municipalities, school districts and rural telephone companies	\$ 43,370 70
Interest accrued	349 11
	<hr/>
	43,719 81
	<hr/>
	474,553 80
6. Book value of stocks	\$ 37,431 75
Accrued dividends thereon	397 63
	<hr/>
	37,829 38
7. Cash on hand	3,756 32
8. Cash on deposit with chartered banks in Canada	124,816 76
	<hr/>
Total Assets	\$ <u>3,041,769 04</u>

THE LANDED BANKING AND LOAN COMPANY—Continued

Liabilities*To the Public*

1. Amount of debentures and debenture stock issued and outstanding:			
(a) Payable in Canada	\$	457,519 59	
Interest due and accrued		5,473 02	
	\$		462,992 61
(b) Payable elsewhere than in Canada	\$	20,221 00	
Interest due and accrued		103 88	
			20,324 88
	\$		483,317 49
2. Amount of money deposited with the corporation			854,210 76
3. Taxes other than taxes on real estate			24,798 75
4. Dividends to shareholders declared and unpaid			10,000 00
5. Salaries, rents and other expenses due and accrued			681 44
6. Investment reserves			41,196 86
Total	\$		1,414,205 30

To Shareholders

7. Paid-in capital	\$	1,000,000 00
8. Reserve fund		600,000 00
9. Balance of Profit and Loss Account		27,563 74
Total	\$	1,627,563 74
Total Liabilities	\$	3,041,769 04

REVENUE ACCOUNT**Income**

1. Interest and Dividends earned on:			
(a) Mortgages and agreements for sale	\$	117,159 53	
(b) Collateral loans		144 10	
(c) Bonds and debentures		17,984 98	
(d) Dividends on stocks		2,809 90	
	\$		138,098 51
2. Agency fees and commissions earned			439 01
3. All other revenue for the year			3,162 17
Total	\$		141,699 69

Expenditure

4. Interest incurred during the year on:			
(a) Debentures and debenture stock	\$	17,708 73	
(b) Deposits		14,823 92	
(c) Other borrowed money		453 24	
	\$		32,985 89
5. License fees and taxes other than taxes on real estate:			
(a) Dominion	\$	18,500 00	
(b) Provincial		2,516 07	
(c) Municipal		1,566 04	
			22,582 11
6. Amount transferred to Investment Reserves			7,000 00
7. All other expenses incurred:			
(a) Salaries	\$	19,711 65	
(b) Directors' fees		3,200 00	
(c) Auditors' fees		1,170 00	
(d) Legal fees		18 05	
(e) Rents		480 00	
(f) Travelling expenses		4,639 90	
(g) Printing and stationery		659 30	
(h) Advertising		113 45	

THE LANDED BANKING AND LOAN COMPANY—Continued

(i) Postage, telegrams, telephones and express.....	\$	640	42
(j) Commission on sale of Debentures.....		73	81
(k) Maintenance of office premises.....		5,388	78
(l) Miscellaneous.....		1,353	91
	\$		37,449 27
8. Net profit transferred to Profit and Loss Account.....			41,682 42
Total.....	\$		141,699 69

PROFIT AND LOSS ACCOUNT

1. Balance brought forward from previous year.....	\$	25,881	32
2. Amount transferred from Revenue Account.....		41,682	42
Total.....	\$	67,563	74
3. Dividends to shareholders declared during year.....	\$	40,000	00
4. Balance of account at 31st December, 1941.....		27,563	74
Total.....	\$	67,563	74

MISCELLANEOUS

- Rate of interest per annum paid by the Corporation:
Average rate for year—(a) Debentures payable in Canada, 3.510%; (b) Debentures payable elsewhere, 3.750%; (c) Deposits, 1.816%.
Current rate paid— (a) Debentures payable in Canada, 1 year, 3%; 2 years, 3¼%; 3 to 5 years, 3½%; (b) Debentures payable elsewhere, 3.750%; (c) Deposits, 2%.
- Average rate of interest per annum earned by the Corporation during the year on: (a) Mortgages and agreements for sale of realty, 4.811%; (b) Collateral Loans, 5.542%; (c) Bonds and debentures, 3.743%; (d) Stocks owned, 5.162%.
- Fidelity Bonds on officers of the Corporation, \$25,000.00.
- Dividends and bonuses declared during year giving (a) dates declared, (b) dates payable, (c) rates:
(a) February 17, 1941; (b) April 1, 1941; (c) 1%.
(a) May 26, 1941; (b) July 1, 1941; (c) 1%.
(a) August 27, 1941; (b) October 1, 1941; (c) 1%.
(a) November 24, 1941; (b) January 1, 1942; (c) 1%.
- Date appointed for the Annual Meeting—Third Monday in February.
Date of last Annual Meeting—February 17th, 1941.
- Amount of interest permanently capitalized during the year.....\$ 4,576 42

CONSTATING INSTRUMENTS

Incorporated under The Building Societies Act, Consol. Stat. U.C., Chap. 53, by declaration filed with the Clerk of the Peace for the County of Wentworth, December 15th, 1876.
2 Geo. V. Chapter 34, Ontario. The Capital Stock was increased from \$700,000 to \$1,050,000.
The lending and the borrowing powers are governed by The Loan and Trust Corporations Act, R.S.O. 1937, c. 257.

THE LANDED BANKING AND LOAN COMPANY—Continued

SCHEDULE B

SUMMARY OF MORTGAGE LOANS AND AGREEMENTS FOR SALE ON REAL ESTATE AS OF
31ST DECEMBER, 1941, CLASSIFIED AS TO PROVINCE

Province	Principal out- standing	Charges out- standing	Interest due and unpaid	Interest accrued	Totals	Amount of interest due and not charged
(a) Those two or more years in arrears.						
(b) All other						
	\$ c.	\$ c.	\$ c.	\$ c.	\$ c.	\$ c.
Ontario.....(a)	221,670 28	65,192 34	31,313 09	9,633 93	327,809 64	52,627 68
Ontario.....(b)	747,690 89	4,440 45	5,056 60	11,139 59	768,327 53
Manitoba.....(a)	307,700 46	57,757 34	43,308 70	15,713 11	424,479 61	133,519 64
Manitoba.....(b)	797,815 81	9,561 74	42,292 69	9,389 19	859,059 43
Total.....(a)	529,370 74	122,949 68	74,621 79	25,347 04	752,289 25	186,147 32
Total.....(b)	1,545,506 70	14,002 19	47,349 29	20,528 78	1,627,386 96
Grand Total...	2,074,877 44	136,951 87	121,971 08	45,875 82	2,379,676 21	186,147 32

MIDLAND LOAN AND SAVINGS COMPANY

Head Office, Port Hope, Ontario

OFFICERS

President—S. R. CALDWELL.

Manager—WALTER J. HELM.

Vice-President—FRED ROSEVEAR

DIRECTORS

SAMUEL RODERICK CALDWELL.

FRED ROSEVEAR.

WALTER JOHN HELM.

CECIL G. MERCER, M.P.P.

JOHN M. ROSEVEAR.

Auditors—NORMAN S. CHOATE, WILBUR N. MOORE.

CAPITAL

Amount of Capital Stock authorized (36,000 shares of \$10.00 each).....	\$	360,000 00
Amount subscribed.....		360,000 00
Amount paid in cash.....		360,000 00

BALANCE SHEET AS AT 31st DECEMBER, 1941

Assets

1. Office premises.....	\$	1,000 00
2. Book value of real estate held for sale:		
(a) Freehold land (including buildings).....	\$	14,019 35
(b) Held under power of sale, etc.....		2,464 54
		<u>16,483 89</u>
3. Amount secured by mortgages on real estate including:		
First mortgages.....	\$	2,321,829 52
Agreements for sale.....		141,338 83
		<u>2,463,168 35</u>
(See Schedule B)		
4. Amount of loans secured by stocks, bonds and other collateral:		
(There is included in the collateral \$500.00 of the Company's own stock upon which \$500.00 has been paid.)		
Principal.....		100 00
5. Book value of bonds, debentures and debenture stocks:		
(a) Government and Government Guaranteed:—Dominion and United Kingdom.....	\$	295,937 50
(b) Provincial and Provincial Guaranteed.....		155,590 47
(c) Canadian municipalities, school districts and rural telephone companies.....		6,080 00
(d) All other bonds.....		33,930 74
		<u>491,538 71</u>
6. Book value of stocks.....		28,650 00
7. Cash on hand.....		5,429 31
8. Cash on deposit with chartered banks in Canada.....		163,913 44
		<u>\$ 3,170,283 70</u>

Liabilities

To the Public

1. Amount of debentures and debenture stock issued and outstanding:		
Payable in Canada.....	\$	1,776,677 85
Interest due and accrued.....		20,497 96
		<u>\$ 1,797,175 81</u>
2. Amount of money deposited with the corporation.....	\$	394,399 45
Interest accrued thereon.....		700 00
		<u>395,099 45</u>
3. Taxes other than taxes on real estate.....		70,000 00
4. Dividends to shareholders declared and unpaid.....		14,400 00
		<u>\$2,276,675 26</u>

MIDLAND LOAN AND SAVINGS COMPANY—Continued

To Shareholders

5. Paid-in capital.....	\$ 360,000 00
6. Reserve fund.....	460,000 00
7. General Contingency Reserve.....	20,000 00
8. Balance of Profit and Loss Account.....	53,608 44
Total.....	<u>\$ 893,608 44</u>
Total Liabilities.....	<u>\$ 3,170,283 70</u>

REVENUE ACCOUNT

Income

1. Interest and Dividends earned on:		
(a) Mortgages and agreements for sale.....	\$ 156,626 22	
(b) Collateral loans.....	35 33	
(c) Bonds and debentures.....	20,883 60	
(d) Dividends on stocks.....	1,850 00	
(e) Bank deposits.....	451 83	
		\$ 179,846 98
2. All other revenue for the year.....		1,224 78
Total.....		<u>\$ 181,071 76</u>

Expenditure

3. Interest incurred during the year on:		
(a) Debentures and debenture stock.....	\$ 62,298 00	
(b) Deposits.....	7,816 21	
		\$ 70,114 21
4. Amount by which ledger values of assets were written down.....		500 00
5. License fees and taxes other than taxes on real estate:		
(a) Dominion.....	\$ 42,482 10	
(b) Provincial.....	5,080 10	
		47,562 20
6. Commission on loans and on sale of real estate.....		2,287 51
7. All other expenses incurred:		
(a) Salaries.....	\$ 15,117 60	
(b) Directors' fees.....	1,915 00	
(c) Auditors' fees.....	1,185 00	
(d) Legal fees.....	43 11	
(e) Travelling expenses.....	242 00	
(f) Printing and stationery.....	431 52	
(g) Advertising.....	8 88	
(h) Postage, telegrams, telephones and express.....	648 40	
(i) Maintenance of office premises.....	1,512 05	
(j) Miscellaneous.....	1,567 75	
		22,671 31
8. Net profit transferred to Profit and Loss Account.....		37,936 53
Total.....		<u>\$ 181,071 76</u>

PROFIT AND LOSS ACCOUNT

1. Balance brought forward from previous year.....	\$ 44,471 91
2. Amount transferred from Revenue Account.....	37,936 53
Total.....	<u>\$ 82,408 44</u>
3. Dividends to shareholders declared during year.....	\$ 28,800 00
4. Balance of account at 31st December, 1941.....	53,608 44
Total.....	<u>\$ 82,408 44</u>

MIDLAND LOAN AND SAVINGS COMPANY—Continued

MISCELLANEOUS

1. Rate of interest per annum paid by the Corporation:
Average rate for year—(a) Debentures payable in Canada, 3.49%; (b) Deposits, 2%.
Current rate paid—(a) Debentures payable in Canada, 3%, 3¼% and 3½%; (b) Deposits, 2%.
2. Average rate of interest per annum earned by the Corporation during the year on: (a) Mortgages and agreements for sale of realty, 5.67%; (b) Collateral Loans, 5.50%; (c) Bonds and debentures, 4.14%; (d) Stocks owned, 4.78%.
3. Loans written off, \$1,935.66.
4. Fidelity Bonds on officers of the Corporation, \$17,000.00.
5. Dividends and bonuses declared during year giving (a) dates declared, (b) dates payable, (c) rates:
(a) May 23, 1941; (b) July 2, 1941; (c) 4%.
(a) November 20, 1941; (b) January 2, 1942; (c) 4%.
6. Date appointed for the Annual Meeting—February 3, 1942.
Date of last Annual Meeting—February 4, 1941.
7. Amount of interest permanently capitalized during the year. \$ 166 77
8. Amount of Company's own Debentures and interest thereon, due and unpaid 16,921 55

CONSTATING INSTRUMENTS

Incorporated under The Building Societies Act, Consol. Stat. U.C., Chap 53, by declaration filed with the Clerk of the Peace for the United Counties of Northumberland and Durham, 5th July, 1872. (Decl. Book II, 127).

The corporate name was, by Order-in-Council of Ontario, 21st June, 1876 (Ibid.), changed to the Midland Loan and Savings Company.

A by-law altering the amount of the capital stock and par value of the share was, pursuant to The Loan Corporations Act, approved by Order-in-Council of Ontario, 3rd October, 1900.

The borrowing and lending powers are governed by The Loan and Trust Corporations Act, R.S.O. 1937, Chap. 257.

SCHEDULE B

SUMMARY OF MORTGAGE LOANS AND AGREEMENTS FOR SALE ON REAL ESTATE AS OF 31ST DECEMBER, 1941, CLASSIFIED AS TO PROVINCE

Province	Principal outstanding		Charges outstanding		Totals		Amount of interest due and not charged	
	\$	c.	\$	c.	\$	c.	\$	c.
(a) Those two or more years in arrears.								
(b) All other								
Ontario.....(a)	7,004	14	387	27	7,391	41	1,118	16
Ontario.....(b)	2,596,040	33			2,596,040	33	3,381	96
Total.....	2,603,044	47	387	27	2,603,431	74	4,500	12

NIAGARA FALLS LOAN AND SAVINGS COMPANY

Head Office, Niagara Falls, Ontario

OFFICERS

President—URIAH H. BOWEN.

Secretary—HARRY C. PATTINSON.

Vice-President—JOHN B. MEARS.

DIRECTORS

URIAH H. BOWEN.

JAMES H. DENTON.

GEORGE J. EMERY.

JOHN B. MEARS.

SYDNEY PACKER.

HARRY C. PATTINSON.

Auditors—H. T. JAMIESON & COMPANY, C.A., Toronto, Ontario.

CAPITAL

Amount of Capital Stock authorized (100,000 shares of \$10.00 each)	\$ 1,000,000 00
Amount subscribed	773,970 00
Amount paid in cash	773,970 00

BALANCE SHEET AS AT 31st DECEMBER, 1941

Assets

1. Office premises (less Reserve, \$855.08)	\$ 16,246 63	
2. Book value of real estate (less encumbrances, \$441,283.69) held for sale:		
(a) Freehold land (including buildings)	\$ 383,729 83	
(b) Held under power of sale, etc.	57,553 86	
	\$ 441,283 69	
Less Reserve	108,939 37	332,344 32
3. Amount secured by mortgages on real estate including:		
First Mortgages	\$ 489,602 94	
Second and subsequent mortgages	2,395 70	
Agreements for sale	7,693 21	
Interest due	3,283 60	
Interest accrued	742 65	
	\$ 503,718 10	
Less Reserve	47,137 17	456,580 93
<i>(See Schedule B)</i>		
4. Book value of bonds, debentures and debenture stocks:		
(a) Government and Government Guaranteed:—Dominion and United Kingdom	\$ 119,232 86	
Interest accrued	696 04	
	\$ 119,928 90	
(b) Provincial and Provincial Guaranteed	\$ 44,299 95	
Interest accrued	278 70	
	44,578 65	164,507 55
5. Cash on deposit with chartered banks in Canada, \$37,621.08; elsewhere, \$10,172.49		47,793 57
6. All other assets		2,259 95
Total Assets		\$ 1,019,732 95

NIAGARA FALLS LOAN AND SAVINGS COMPANY—Continued

Liabilities*To the Public*

1. Amount of debentures and debenture stock issued and outstanding:		
Payable in Canada	\$	90,460 00
2. Taxes other than taxes on real estate		16,993 18
3. Dividends to shareholders declared and unpaid		15,479 40
4. Salaries, rents and other expenses due and accrued		250 00
5. Investment reserves		82,000 00
Total	\$	205,182 58

To Shareholders

6. Paid-in capital	\$	773,970 00
7. Reserve fund		30,000 00
8. Balance of Profit and Loss Account		10,580 37
Total	\$	814,550 37
Total Liabilities	\$	1,019,732 95

REVENUE ACCOUNT**Income**

1. Interest and Dividends earned on:		
(a) Mortgages and agreements for sale	\$	30,786 84
(b) Bonds and debentures		4,495 28
(c) Bank deposits		172 49
.....	\$	35,454 61
2. All other revenue for the year		34,513 62
Total	\$	69,968 23

Expenditure

3. Interest incurred during the year on:		
Debentures and debenture stock	\$	4,836 80
4. Loss on sale of securities and real estate		25 00
5. License fees and taxes other than taxes on real estate:		
(a) Dominion	\$	15,000 00
(b) Provincial		2,092 74
(c) Municipal		82 64
.....		17,175 38
6. Amount transferred to Investment Reserves		17,586 56
7. All other expenses incurred:		
(a) Salaries	\$	8,329 22
(b) Directors' fees		1,835 00
(c) Auditors' fees		500 00
(d) Printing and stationery		211 57
(e) Advertising		466 03
(f) Postage		251 24
(g) Maintenance of Office Premises		363 26
(h) Miscellaneous		1,960 63
.....		13,916 95
8. Net profit transferred to Profit and Loss Account		16,427 54
Total	\$	69,968 23

PROFIT AND LOSS ACCOUNT

1. Balance brought forward from previous year	\$	9,632 23
2. Amount transferred from Revenue Account		16,427 54
Total	\$	26,059 77

NIAGARA FALLS LOAN AND SAVINGS COMPANY—Continued

3. Dividends to shareholders declared during year.....	\$	15,479 40
4. Balance of account at 31st December, 1941.....		10,580 37
Total.....	\$	<u>26,059 77</u>

MISCELLANEOUS

1. Rate of interest per annum paid by the Corporation:
Average rate for year—Debentures payable in Canada, 4%.
Current rate paid—Debentures payable in Canada, 4^c%
2. Average rate of interest per annum earned by the Corporation during the year on: (a) Mortgages and agreements for sale of realty, 6.5%; (b) Bonds and debentures, 3.25%.
3. Fidelity Bonds on officers of the Corporation, \$30,000.00.
4. Dividends and bonuses declared during year giving (a) dates declared, (b) dates payable, (c) rates:
(a) November 24, 1941; (b) January 2, 1942; (c) 2% per annum—20 cents per share.
5. Date appointed for the Annual Meeting—March 7th, 1942.
Date of last Annual Meeting—March 8th, 1941.

CONSTATING INSTRUMENTS

Incorporated by an Act of the Legislature of the Province of Ontario, 1 Edward VIII (1936) Chapter 77 being "The Niagara Falls Loan and Savings Company Act, 1936".

The lending and borrowing powers of the Company are now governed by The Loan and Trust Corporations Act, R.S.O. 1937, c. 257.

SCHEDULE B

SUMMARY OF MORTGAGE LOANS AND AGREEMENTS FOR SALE ON REAL ESTATE AS OF
DECEMBER 31ST, 1941. CLASSIFIED AS TO PROVINCE

Province (a) Those two or more years in arrears. (b) All other	Principal out- standing	Charges out- standing	Interest due and unpaid		Interest accrued		Totals	Amount of interest due and not charged
			\$	c.	\$	c.		
Ontario..... (a)	\$ 1,460 14	\$ 595 34	\$ 2,055 48	\$ 2,055 48
Ontario..... (b)	498,779 71	*548 00	2,688 26	742 65	501,662 62	18 86
Total.....	500,239 85	*548 00	3,283 60	742 65	503,718 10	18 86

*Credit.

THE ONTARIO LOAN AND DEBENTURE COMPANY

Head Office, London, Ontario

OFFICERS

President—ARCHIBALD MCPHERSON. Manager and Secretary-Treasurer—THOMAS H. MAIN.
 Vice-President—THOMAS H. MAIN

DIRECTORS

ARCHIBALD MCPHERSON.	THOMAS H. MAIN.
JOHN McCLARY GUNN.	O. ROY MOORE.
JAMES B. ORR.	J. EDGAR JEFFERY.

Auditors—A. G. CALDER, F.C.A.; GEORGE S. JEWELL, C.A.

CAPITAL

Amount of Capital Stock authorized (84,000 shares of \$50.00 each).....	\$ 4,200,000 00
Amount subscribed.....	2,000,000 00
Amount paid in cash.....	2,000,000 00

BALANCE SHEET AS AT 31st DECEMBER, 1941

Assets

1. Office premises.....		\$	100,000 00
2. Book value of real estate held for sale:			
(a) Freehold land (including buildings).....	\$ 439,375 66		
(b) Held under power of sale, etc.....	56,019 42		
			495,395 08
3. Amount secured by mortgages on real estate including:			
First mortgages.....	\$11,973,916 53		
Agreements for sale.....	177,461 38		
Interest accrued.....	73,466 93		
			12,224,844 84
	<i>(See Schedule B)</i>		
4. Amount of loans secured by stocks, bonds and other collateral:			
Principal.....	\$ 20,324 36		
Interest due.....	44 72		
Interest accrued.....	179 32		
			20,548 40
5. Book value of bonds, debentures and debenture stocks:			
(a) Government and Government Guaranteed:—Dominion and United Kingdom	\$2,326,394 24		
Interest due and accrued.....	20,530 26		
		\$ 2,346,924 50	
(b) Provincial and Provincial Guaranteed...\$	936,724 41		
Interest due.....	32,386 44		
Interest accrued.....	9,550 67		
		978,661 52	
(c) Canadian municipalities, school districts and rural telephone companies.....\$	178,042 96		
Interest accrued.....	2,888 32		
		180,931 28	
(d) All other bonds.....\$	359,985 50		
Interest accrued.....	1,385 17		
		361,370 67	
			3,867,887 97
6. Cash on hand.....			33,669 98
7. Cash on deposit with chartered banks in Canada, 293,992.02; elsewhere, \$225,112.88.....			519,104 90
Total Assets.....			\$17,261,451 17

THE ONTARIO LOAN AND DEBENTURE COMPANY—Continued

Liabilities

To the Public

1. Amount of debentures issued and outstanding:			
(a) Payable in Canada	\$ 8,453,023	28	
Interest due and accrued	77,635	54	
			\$ 8,530,658 82
(b) Payable elsewhere than in Canada	\$ 102,007	80	
Interest due and accrued	706	47	
			102,714 27
2. Amount of money deposited with the corporation			\$ 8,633,373 09
3. Taxes other than taxes on real estate (Provision for 1941 Dominion Income Tax)			3,897,815 29
4. Dividends to shareholders declared but not due and payable until January 2, 1942			135,000 00
5. All other liabilities			50,000 00
			34,794 54
Total			\$12,750,982 92

To Shareholders

6. Paid-in capital	\$ 2,000,000	00	
7. Reserve fund	2,400,000	00	
8. Balance of Profit and Loss Account			110,468 25
Total			\$ 4,510,468 25
Total Liabilities			\$17,261,451 17

REVENUE ACCOUNT

Income

1. Rents earned, net on office premises	\$ 4,449	04	
2. Interest and Dividends earned on:			
(a) Mortgages and agreements for sale	\$ 698,380	26	
(b) Collateral loans	915	54	
(c) Bonds and debentures	148,308	53	
(d) Bank deposits	1,207	57	
			848,811 90
3. Profit on sale of securities and real estate			10,168 85
4. Agency fees and commissions earned			1,931 77
5. All other revenue for the year			31,175 63
Total			\$ 896,537 19

Expenditure

6. Interest incurred during the year on:			
(a) Debentures	\$ 301,156	80	
(b) Deposits	76,313	62	
			377,470 42
7. Loss on sale of securities and real estate			11,068 91
8. Amount by which ledger values of assets were written down			14,395 16
9. License fees and taxes other than taxes on real estate:			
(a) Dominion	\$ 135,000	00	
(b) Provincial	19,970	96	
(c) Municipal	3,052	82	
			158,023 78
10. Commission on loans			14,645 66
11. Amount transferred to Investment Reserves			2,203 40
12. Provision toward contingent liability re Peoples Loan & Savings Co. liquidation			1,000 00
13. All other expenses incurred:			
(a) Salaries	\$ 57,637	53	
(b) Directors' fees	7,110	00	
(c) Auditors' fees	3,500	00	
(d) Legal fees	532	13	
(e) Rents	9,000	00	

THE ONTARIO LOAN AND DEBENTURE COMPANY—Continued

(f) Travelling expenses	3,147 23	
(g) Printing and stationery	3,967 56	
(h) Advertising	3,265 08	
(i) Postage, telegrams, telephones	2,688 01	
(j) Commission on sale of Debentures	1,052 16	
(k) Miscellaneous	20,251 19	
		112,150 89
14. Net profit transferred to Profit and Loss Account		205,578 97
Total	\$	896,537 19

PROFIT AND LOSS ACCOUNT

1. Balance brought forward from previous year	\$	109,889 28
2. Amount transferred from Revenue Account		205,578 97
Total	\$	315,468 25
3. Dividends to shareholders declared during year	\$	200,000 00
4. Benefit Fund for employees		5,000 00
5. Balance of account at 31st December, 1941		110,468 25
Total	\$	315,468 25

MISCELLANEOUS

- Rate of interest per annum paid by the Corporation:
Average rate for year—(a) Debentures payable in Canada, 3.5065%; (b) Debentures payable elsewhere, 3.2504%; (c) Deposits, 2.2198%.
Current rate paid—(a) Debentures payable in Canada, 3½% for 5 year term, 3¼% for 3 or 4 year term; (b) Debentures payable elsewhere, Not accepting new money nor renewing Sterling debentures; (c) Deposits, 2½% up to \$15,000, 2% on overplus.
- Average rate of interest per annum earned by the Corporation during the year on: (a) Mortgages and agreements for sale of realty, 5.571%; (b) Collateral Loans, 4.649%; (c) Bonds and debentures, 3.815%.
- Loans written off, \$12,817.62.
- Fidelity Bonds on officers of the Corporation, \$50,000.00.
- Dividends declared during year giving (a) dates declared, (b) dates payable. (c) rates:
(a) February 25, 1941; (b) April 1, 1941; (c) 2½%.
(a) May 27, 1941; (b) July 2, 1941; (c) 2½%.
(a) August 26, 1941; (b) October 1, 1941; (c) 2½%.
(a) November 25, 1941; (b) January 2, 1942; (c) 2½%.
- Date appointed for the Annual Meeting—February 11th, 1942.
Date of last Annual Meeting—February 12th, 1941.
- Amount of interest permanently capitalized during the year \$ 5,815 96
- Amount of Company's own Debentures and interest thereon, due and unpaid 40,090 31

CONSTATING INSTRUMENTS

Incorporated under The Building Societies Act, Consolidated Statutes of Upper Canada, c. 53, by declaration filed in the office of the Clerk of the Peace for the County of Middlesex, 26th September, 1870. The original corporate name was The Ontario Savings and Investment Society.

By Order-in-Council of Ontario, dated 4th October, 1879, and also by Order-in-Council of Canada, dated 29th October, 1879, the corporate name was changed to The Ontario Loan and Debenture Company.

The Company as now constituted was formed under the provisions of The Loan Corporations Act of Ontario by The Ontario Loan and Debenture Company, taking in by amalgamation the Agricultural Savings and Loan Company under Order-in-Council dated 10th November, 1911, and operates under The Loan and Trust Corporations Act, R.S.O. 1937, chapter 257.

By Order-in-Council of Ontario, dated 12th March, 1930, 20,000 shares twenty per cent. called and paid were converted into 4,000 shares fully paid, the authorized capital thereby being reduced from 100,000 to 84,000 shares.

THE ONTARIO LOAN AND DEBENTURE COMPANY—Continued

SCHEDULE B

SUMMARY OF MORTGAGE LOANS AND AGREEMENTS FOR SALE ON REAL ESTATE AS OF
31ST DECEMBER, 1941, CLASSIFIED AS TO PROVINCE

Province (a) Those two or more years in arrears. (b) All other	Principal out- standing	Charges out- standing	Interest due and unpaid	Interest accrued	Totals	Amount of interest due and accrued and not charged
Ontario.....(a)	105,913 91	3,366 57	9,653 51			7,614 81
Ontario.....(b)	9,988,522 85	2,490 44	4,908 11	85,933 49	10,200,788 88	3,871 59
Manitoba.....(a)	66,080 71	12,900 86	5,195 71			4,098 45
Manitoba.....(b)	308,767 51	200 13	2,573 40	5,039 64	400,757 96	2,029 93
Saskatchewan....(a)	618,751 64	44,511 64	140,316 11			110,683 13
Saskatchewan....(b)	292,090 49	964 58	6,845 09	14,486 54	1,117,966 09	5,399 50
Alberta.....(a)	92,465 16	17,941 13	8,977 85			7,081 85
Alberta.....(b)	507,439 38	2,474 43	1,597 13	7,144 72	638,039 80	1,259 83
British Columbia.(a)	13,654 82	2,087 51	608 38			479 90
British Columbia.(b)	650,246 09	779 90	473 14	6,247 18	674,097 02	371 80
Total.....(a)	896,866 24	80,807 71	164,751 56			129,958 14
Total.....(b)	11,747,066 32	6,909 48	16,396 87	118,851 57	13,031,649 75	12,932 65
Total.....	12,643,932 56	87,717 19	181,148 43	118,851 57	13,031,649 75	142,890 79

THE REAL ESTATE LOAN COMPANY OF CANADA, LIMITED

Head Office, Toronto, Ontario

OFFICERS

President—DR. M. A. MACKENZIE, L.L.D. Managing Director—C. A. MORRIS.
 Vice-President—HENRY BORDEN, K.C.

DIRECTORS

W. P. FESS. A. E. NAYLOR. C. A. MORRIS.

Auditors—R. R. GRANT, F.C.A.; G. D. CAMPBELL, F.C.A.

CAPITAL

Amount of Capital Stock authorized (20,000 shares of \$100.00 each).....	\$ 2,000,000	00
Amount subscribed.....	500,000	00
Amount paid in cash.....	500,000	00

BALANCE SHEET AS AT 31st DECEMBER, 1941

Assets

1. Book value of real estate held for sale:			
Freehold land (including buildings).....	\$		312,900 75
2. Amount secured by mortgages on real estate including:			
First mortgages.....	\$	671,681 72	
Conditional Sale Agreements.....		27,879 25	
Agreements for sale.....		139,149 01	
Interest due.....		527 71	
Interest accrued.....		11,965 47	
		<u>851,203 16</u>	
<i>(See Schedule B)</i>			
3. Book value of bonds, debentures and debenture stocks:			
(a) Government and Government Guaranteed:—Dominion and United Kingdom	\$	11,900 00	
Interest accrued.....		28 11	
		<u>11,928 11</u>	
(b) Canadian municipalities, school districts and rural telephone companies.....	\$	19,050 41	
Interest accrued.....		196 65	
		<u>19,247 06</u>	
			31,175 17
4. Book value of stocks.....	\$	13,048 50	
Accrued dividends thereon.....		100 00	
			13,148 50
5. Cash on hand.....			2,229 72
6. Cash on deposit with chartered banks in Canada, \$51,873.88; elsewhere, \$55,624.98.....			107,498 86
Total Assets.....	\$		<u>1,318,156 16</u>

Liabilities

To the Public

1. Amount of debentures and debenture stock issued and outstanding:			
(a) Payable in Canada.....	\$	21,195 80	
Interest due and accrued.....		339 43	
		<u>21,535 23</u>	
(b) Payable elsewhere than in Canada.....	\$	548,643 59	
Interest due and accrued.....		3,011 68	
		<u>551,655 27</u>	
			<u>\$ 573,190 50</u>

THE REAL ESTATE LOAN COMPANY OF CANADA, LIMITED—Continued

2. Taxes other than taxes on real estate	\$	6,000 00
3. Dividendes to shareholders declared and unpaid		5,000 00
4. Salaries, rents and other expenses due and accrued		360 00
Total	\$	<u>584,550 50</u>

To Shareholders

5. Paid-in capital	\$	500,000 00
6. Reserve fund		215,000 00
7. Balance of Profit and Loss Account		18,605 66
Total	\$	<u>733,605 66</u>
Total Liabilities	\$	<u><u>1,318,156 16</u></u>

REVENUE ACCOUNT

Income

1 Interest and Dividendes earned on:			
(a) Mortgages and agreements for sale	\$	55,277 20	
(b) Bonds and debentures		1,291 30	
(c) Dividendes on stocks		678 50	
(d) Bank deposits		299 77	
			\$ 57,546 77
2 All other revenue for the year			4,817 70
Total	\$		<u><u>62,364 47</u></u>

Expenditure

3. Interest incurred during the year on:			
Debentures and debenture stock	\$	24,231 41	
4. License fees and taxes other than taxes on real estate:			
(a) Dominion	\$	2,966 58	
(b) Provincial		1,221 97	
(c) Municipal		117 29	
			4,305 84
5. Amount transferred to Investment Reserves			6,000 00
6. All other expenses incurred:			
(a) Salaries	\$	10,924 73	
(b) Directors' fees		600 00	
(c) Auditors' fees		860 00	
(d) Legal fees		115 00	
(e) Rents		660 00	
(f) Travelling expenses		275 86	
(g) Printing and stationery		247 97	
(h) Advertising		109 80	
(i) Postage, telegrams, telephones and express		239 21	
(j) Commission on sale of Debentures		951 23	
(k) Miscellaneous		850 26	
			15,834 06
7. Net profit transferred to Profit and Loss Account			11,993 16
Total	\$		<u><u>62,364 47</u></u>

THE REAL ESTATE LOAN COMPANY OF CANADA, LIMITED—Continued

PROFIT AND LOSS ACCOUNT

1. Balance brought forward from previous year	\$ 16,612 50
2. Amount transferred from Revenue Account	11,993 16
Total	<u>\$ 28,605 66</u>
3. Dividends to shareholders declared during year	\$ 10,000 00
4. Balance of account at 31st December, 1941	18,605 66
Total	<u>\$ 28,605 66</u>

MISCELLANEOUS

- Rate of interest per annum paid by the Corporation:
Average rate for year—(a) Debentures payable in Canada, 4%; (b) Debentures payable elsewhere, 4%.
Current rate paid—(a) Debentures payable in Canada, 4%; (b) Debentures payable elsewhere, 4%.
- Average rate of interest per annum earned by the Corporation during the year on: (a) Mortgages and agreements for sale of realty, 6.1%; (b) Bonds and debentures, 3.7%; (c) Stocks owned, 4.8%.
- Loans written off, \$2,387.45.
- Fidelity Bonds on officers of the Corporation, \$36,000.00.
- Dividends and bonuses declared during year giving (a) dates declared, (b) dates payable, (c) rates:
(a) November 8, 1940; (b) January 2, 1941; (c) 1%.
(a) June 2, 1941; (b) July 2, 1941; (c) 1%.
- Date appointed for the Annual Meeting—February 13th, 1942.
Date of last Annual Meeting—February 14th, 1941.
- Amount of interest permanently capitalized during the year. \$ 247 72

CONSTATING INSTRUMENTS

Incorporated under The Building Societies Act (R.S.O. 1877, c. 164), by declaration filed with the Clerk of the Peace for the County of York, 17th September, 1879, with the corporate name of the Real Estate Loan and Debenture Company. Decl. Book II, p. 57.

Letters patent of Canada (6th April, 1883) incorporating the Company under The Canada Joint Stock Companies Act, 1877, with the corporate name of The Real Estate Loan Company of Canada, Limited,—Lib. 85, folio 282, Office of the Registrar-General of Canada. The capital authorized by this instrument was \$2,000,000, being the capital of the said The Real Estate Loan and Debenture Company, with the same powers throughout Canada as now possessed by the said The Real Estate Loan and Debenture Company, and for the same purposes and object s subject always to the provisions of the said last mentioned Act (Canada J. S. Co's. Act, 1877) and with all such further powers, purposes and objects as are conferred upon Loan Companies incorporated under the provisions of the said last mentioned Act.

1884. Act of the Dominion of Canada, 47 V. c. 101 (D), respecting sales of assets.

Supplementary Letters Patent of Canada, 20th June, 1892, reciting By-law No. 62 of the Company, and (as therein provided), reducing the capital stock from \$2,000,000 to \$1,600,000.

1913. Act of the Dominion of Canada, 3-4 George V, c. 184, increasing capital stock to \$2,000,000 in shares of \$100 each par value.

THE REAL ESTATE LOAN COMPANY OF CANADA, LIMITED—Continued

SCHEDULE B

SUMMARY OF MORTGAGE LOANS AND AGREEMENTS FOR SALE ON REAL ESTATE AS OF 31ST DECEMBER, 1941, CLASSIFIED AS TO PROVINCE

Province	Principal out- standing	Charges out- standing	Interest due and unpaid	Interest accrued	Totals	Amount of interest due and not Paid
(a) Those two or more years in arrears. (b) All other. (c) Conditional agree- ments.						
	\$ c.	\$ c.	\$ c.	\$ c.	\$ c.	\$ c.
Ontario..... (b)	334,805 78 *	76 24	194 86	3,285 17	338,209 57
Manitoba..... (a)	27,887 10 *	653 33	27,233 77
Manitoba..... (b)	501,889 84 *	12,972 42	332 85	8,081 65	497,331 92	456 11
Vancouver..... (b)	11,414 85	105 99	11,520 84
Alberta..... (a)	409 50	409 50
Alberta..... (b)	8,133 78 *	8 13	147 76	8,273 41
Conditional Agree- ments..... (c)	28,833 43 *	954 18	344 90	28,224 15
Total..... (a)	28,296 60 *	653 33	527 71	27,643 27	456 11
Total..... (b)	856,244 25 *	13,056 79	11,620 57	855,335 74
Total..... (c)	28,833 43 *	954 18	344 90	28,224 15
Total.....	913,374 28 *	14,664 30	527 71	11,965 47	911,203 16	456 11

* Credit

TORONTO MORTGAGE COMPANY**Head Office, Toronto, Ontario**

OFFICERS

President—A. M. M. KIRKPATRICK. Manager—WALTER GILLESPIE.
 Vice-Presidents—GERARD B. STRATHY, K.C., GEORGE D. KIRKPATRICK.

DIRECTORS

A. M. M. KIRKPATRICK. GERARD B. STRATHY, K.C.
 GEORGE D. KIRKPATRICK. WALTER GILLESPIE.
 ARTHUR F. WHITE. E. VAUGHAN CHAMBERS, M.C.
 HON. GEORGE S. HENRY.

Auditors—J. FRANK HOSKIN, C.A.; H. D. LOCKHART GORDON, F.C.A.

CAPITAL

Amount of Capital Stock authorized (20,000 shares of \$50.00 each)	\$ 1,000,000 00
Amount subscribed (19,730 shares)	986,500 00
Amount paid in cash	986,500 00

BALANCE SHEET AS AT 31st DECEMBER, 1941**Assets**

1. Office premises	\$ 45,000 00
2. Book value of real estate held for sale:	
(a) Freehold land (including buildings)	\$ 83,688 41
(b) Held under power of sale, etc.	30,983 64
	<hr/>
	114,672 05
3. Amount secured by mortgages on real estate including:	
First mortgages	\$ 3,867,373 97
Interest due (Cr.)	5,223 35
	<hr/>
	3,862,150 62
	<i>(See Schedule B)</i>
4. Book value of bonds, debentures and debenture stocks:	
(a) Government and Government Guaranteed:—Dominion and United Kingdom	\$ 215,063 70
(b) Provincial and Provincial Guaranteed	295,491 19
(c) Canadian municipalities, school districts and rural tele- phone companies	129,592 95
(d) All other bonds	157,200 12
	<hr/>
	797,347 96
5. Book value of stocks	360,456 70
6. Cash on hand	3,749 80
7. Cash on deposit with chartered banks in Canada, \$177,468.81; elsewhere, \$661.47	178,130 28
	<hr/>
Total Assets	\$ 5,361,507 41

Liabilities*To the Public*

1. Amount of debentures and debenture stock issued and outstanding:	
(a) Payable in Canada	\$ 1,309,764 59
Interest due and accrued	18,972 37
	<hr/>
	\$ 1,328,736 96
(b) Payable elsewhere than in Canada	\$ 1,516,477 69
Interest due and accrued	9,091 09
	<hr/>
	1,525,568 78
	<hr/>
	\$ 2,854,305 74
2. Amount of money deposited with the corporation	151,527 92
3. Taxes other than taxes on real estate	60,110 27
4. Dividends to shareholders declared and unpaid	24,662 50
	<hr/>
Total	\$ 3,090,606 43

TORONTO MORTGAGE COMPANY—Continued

To Shareholders

5. Paid-in capital.....	\$ 986,500 00
6. Reserve fund.....	1,165,002 00
7. Balance of Profit and Loss Account.....	119,398 98
Total.....	<u>\$ 2,270,900 98</u>
Total Liabilities.....	<u>\$ 5,361,507 41</u>

REVENUE ACCOUNT

Income

1. Rents earned, net on office premises.....	\$ 3,600 82
2. Interest and Dividends earned on:	
(a) Mortgages and agreements for sale.....	\$ 228,942 12
(b) Bonds and debentures.....	35,154 33
(c) Dividends on stocks.....	15,679 44
	<u>279,775 89</u>
3. All other revenue for the year.....	15,299 96
Total.....	<u>\$ 298,676 67</u>

Expenditure

4. Interest incurred during the year on:	
(a) Debentures.....	\$ 102,304 11
(b) Deposits.....	2,471 79
	<u>\$ 104,775 90</u>
5. License fees and taxes other than taxes on real estate:	
(a) Dominion.....	\$ 48,000 00
(b) Provincial.....	9,500 00
(c) Municipal.....	500 00
	<u>58,000 00</u>
6. Amount transferred to Investment Reserves.....	10,191 28
7. All other expenses incurred:	
(a) Salaries.....	\$ 18,085 00
(b) Directors' fees.....	5,000 00
(c) Auditors' fees.....	1,200 00
(d) General office expenses.....	2,164 33
(e) Rents.....	1,272 00
(f) Commission on sale of debentures.....	1,981 69
(g) Miscellaneous.....	1,700 48
	<u>31,403 50</u>
8. Net profit transferred to Profit and Loss Account.....	94,305 99
Total.....	<u>\$ 298,676 67</u>

PROFIT AND LOSS ACCOUNT

1. Balance brought forward from previous year.....	\$ 123,742 99
2. Amount transferred from Revenue Account.....	94,305 99
Total.....	<u>\$ 218,048 98</u>
3. Dividends to shareholders declared during year.....	\$ 98,650 00
4. Balance of account at 31st December, 1941.....	119,398 98
Total.....	<u>\$ 218,048 98</u>

TORONTO MORTGAGE COMPANY—Continued

MISCELLANEOUS

1. Rate of interest per annum paid by the Corporation:
Average rate for year—(a) Debentures payable in Canada, 3.442%; (b) Debentures payable elsewhere, 3.597%; (c) Deposits, 1.839%.
Current rate paid—(a) Debentures payable in Canada, 3% to 3½%; (b) Debentures payable elsewhere, 3% to 3¾%; (c) Deposits, 2%.
2. Average rate of interest per annum earned by the Corporation during the year on: (a) Mortgages and agreements for sale of realty, 5.85%; (b) Bonds and debentures, 4.41% (c) Stocks owned, 4.35%.
3. Loans written off, \$5,536.63.
4. Fidelity Bonds on officers of the Corporation, all in sums of \$1,000.00 to \$6,000.00.
5. Dividends and bonuses declared during year giving (a) dates declared, (b) dates payable, (c) rates:
(a) January 1, 1941; (c) 10% per annum payable quarterly.
(a) April 1, 1941; (c) 10% per annum payable quarterly.
(a) July 1, 1941 (c) 10% per annum payable quarterly.
(a) October 1, 1941; (c) 10% per annum payable quarterly.
6. Date appointed for the Annual Meeting—February 11th, 1942.
Date of last Annual Meeting—February 5th, 1941.
7. Amount of Company's own Debentures and interest thereon, due and unpaid \$ 563 75

CONSTATING INSTRUMENTS

This Company was, under the provisions of The Loan Corporations Act, formed by the amalgamation of The Building and Loan Association with The Union Loan and Savings Company.

The agreement for the amalgamation of these companies under the new corporate name of The Toronto Mortgage Company was executed by both companies on the 27th September, 1899; was ratified by the shareholders of the respective companies on the 15th November, 1899, and was assented to by the Lieutenant-Governor of the Province of Ontario by Order-in-Council, dated 15th December, 1899.

SCHEDULE B

SUMMARY OF MORTGAGE LOANS ON REAL ESTATE AS OF 31ST DECEMBER, 1941,
CLASSIFIED AS TO PROVINCE


Province (a) Those two or more years in arrears. (b) All other.	Principal out- standing	Charges out- standing	Interest due and unpaid	Interest accrued	Totals	Amount of interest due and not charged approx- imate
						\$ c.
Ontario..... (a)	\$ 463,922 84	\$ 1,024 30	\$ c.	\$ c.	\$ 464,947 14	\$ 104,334 80
Ontario..... (b)	3,553,027 09	158 22	3,553,185 31
Total	4,016,949 93	1,182 52	4,018,132 45	104,334 80

II. LOAN CORPORATIONS

Having Terminating as well as Permanent Stock or Having
Terminating Stock Only

(See Edw. VII (1904), Chapter 17, Section 6)

DETAILED REPORTS OF THE SEVERAL
CORPORATIONS



THE PETERBOROUGH WORKINGMEN'S BUILDING AND SAVINGS SOCIETY

Head Office, Peterborough, Ontario

OFFICERS

President—JAMES LYNCH.

Manager and Secretary—JOHN R. CORKERY.

Vice-President—FRED J. OVEREND.

Treasurer—JAMES MURTY.

DIRECTORS

JAMES LYNCH.

FRED J. OVEREND.

JAMES MURTY.

A. C. WOLFE.

DR. W. S. FITZPATRICK.

E. A. PECK, K.C.

M. H. GAINNEY.

JOHN R. CORKERY.

JOHN LYNCH.

Auditors—S. S. SHAUGHNESSY; CHARLES D. COWLING.

CAPITAL

Amount of Capital Stock authorized (5,000 shares of \$200.00 each).....	\$ 1,000,000 00
Amount subscribed: Terminating and withdrawable.....	379,240 00
Amount paid in cash:	
On \$379,240.00 instalment stock.....	129,542 86

BALANCE SHEET AS AT 31st DECEMBER, 1941

Assets

1. Amount secured by mortgages on real estate including:			
First mortgages.....	\$	129,713 01	
Interest due.....		2,888 08	
Interest accrued.....		560 49	
		<u> </u>	\$ 133,161 58
			<i>(See Schedule B)</i>
2. Amount of loans secured by stocks, bonds and other collateral:			
(There is included in the collateral \$23,380.00 of the Company's own stock upon which \$12,550.50 has been paid.)			
Principal.....	\$	2,855 00	
Interest due.....		122 82	
Interest accrued.....		7 42	
		<u> </u>	2,985 24
3. Book value of bonds, debentures and debenture stocks:			
(a) Government and Government Guaranteed:—Dominion and United Kingdom	\$	25,510 00	
Interest accrued.....		203 23	
		<u> </u>	\$ 25,713 23
(b) Provincial and Provincial Guaranteed....	\$	3,110 00	
Interest accrued.....		17 92	
		<u> </u>	3,127 92
4. Cash on hand.....			28,841 15
5. Cash on deposit with chartered banks in Canada.....			1,707 39
6. All other assets.....			639 02
			<u> </u>
Total Assets.....	\$		<u>167,940 35</u>

THE PETERBOROUGH WORKINGMEN'S BUILDING AND SAVINGS SOCIETY—Continued

Liabilities

To the Public

1. Money borrowed from banks:		
With security	\$	12,000 00
2. Taxes other than taxes on real estate		566 68
3. Investment reserves		6,177 75
4. All other liabilities		1,821 16
Total	\$	<u>20,565 59</u>

To Shareholders

5. Paid-in capital	\$	129,542 86
6. Balance of Profit and Loss Account		17,831 90
Total	\$	<u>147,374 76</u>
Total Liabilities	\$	<u><u>167,940 35</u></u>

REVENUE ACCOUNT

Income

1. Interest and Dividends earned on:			
(a) Mortgages and agreements for sale	\$	8,103 18	
(b) Collateral loans		214 09	
(c) Bonds and debentures		828 25	
			\$ 9,145 52
2. Amount by which ledger values of assets were written up			12 50
3. All other revenue for the year			296 71
Total	\$		<u><u>9,454 73</u></u>

Expenditure

4. Interest incurred during the year on:			
Other borrowed money	\$		877 52
5. Amount by which ledger values of assets were written down			75 00
6. License fees and taxes other than taxes on real estate:			
(a) Provincial	\$	214 48	
(b) Municipal		12 51	
			226 99
7. Amount transferred to Investment Reserves			189 10
8. All other expenses incurred:			
(a) Salaries	\$	560 00	
(b) Auditors' fees		100 00	
(c) Legal fees		90 27	
(d) Rents		240 00	
(e) Printing and stationery		39 24	
(f) Postage, telegrams, telephones and express		20 60	
(g) Miscellaneous		1,229 27	
			2,279 38
9. Net profit transferred to Profit and Loss Account			5,806 74
Total	\$		<u><u>9,454 73</u></u>

PROFIT AND LOSS ACCOUNT

1. Balance brought forward from previous year	\$	18,308 56
2. Amount transferred from Revenue Account		5,806 74
Total	\$	<u>24,115 30</u>
3. Dividends to shareholders declared during year on stock withdrawn at maturity or before maturity	\$	6,283 40
4. Balance of account at 31st December, 1941		17,831 90
Total	\$	<u><u>24,115 30</u></u>

THE PETERBOROUGH WORKINGMEN'S BUILDING AND SAVINGS SOCIETY—Continued

MISCELLANEOUS

1. Average rate of interest per annum earned by the Corporation during the year on: (a) Mortgages and agreements for sale of realty, 6%; (b) Collateral Loans, 6%; (c) Bonds and debentures, 3.28%.
2. Fidelity Bonds on officers of the Corporation, \$2,000.00.
3. Dividends and bonuses declared during year giving (a) dates declared, (b) dates payable, (c) rates:
Shares matured May 29th, 1941 and November 29th, 1941 and dividends amounted to 5 $\frac{1}{2}$ % per annum compounded half-yearly.
4. Date appointed for the Annual Meeting—Last Monday of February.
Date of last Annual Meeting—February 24th, 1941.

CONSTATING INSTRUMENTS

Incorporated under The Building Societies Act (R.S.O. 1887, c. 169) by declaration filed with the Clerk of the Peace for the County of Peterborough on the 17th January, 1889. (Decl. Book I. 47).


April 8th, 1938—A Special Act, 2 Geo. VI., Chap. 63, was passed validating and confirming all shares of terminating and withdrawable stock issued by the corporation since the 10th day of September, 1903.

The lending and borrowing powers are governed by The Loan and Trust Corporations Act R.S.O. 1937, Chap. 257.

SCHEDULE B

SUMMARY OF MORTGAGE LOANS AND AGREEMENTS FOR SALE ON REAL ESTATE AS OF 31ST DECEMBER, 1941, CLASSIFIED AS TO PROVINCE

Province (a) Those two or more years in arrears. (b) All other.	Principal out- standing	Charges out- standing	Interest due and unpaid	Interest accrued	Totals	Amount of interest due and not charged
	\$ c.	\$ c.	\$ c.	\$ c.	\$ c.	\$ c.
Ontario.....(a)	4,885 80	224 20	2,139 95	6 95	7,256 90	Nil
Ontario.....(b)	124,603 01	748 13	553 54	125,904 68	Nil
Total.....	129,488 81	224 20	2,888 08	560 49	133,161 58	Nil



III. LOANING LAND CORPORATIONS

DETAILED REPORTS OF THE SEVERAL
CORPORATIONS



THE PROVIDENT INVESTMENT COMPANY**Head Office, Toronto, Ontario**

OFFICERS

President—A. H. COX.
Vice-President—H. K. COX.Manager—A. H. COX.
Secretary—MISS NEITA L. TOLMAN.

DIRECTORS

H. C. COX.
A. H. COX.R. G. ROBERTS.
W. J. HASTIE.

H. K. COX.

Auditors—CAMPBELL, LAWLESS, PARKER AND BLACK.

CAPITAL

Amount of Capital Stock authorized (14,000 shares of \$100.00 each)	\$ 1,400,000 00
Amount subscribed	100,000 00
Amount paid in cash	100,000 00

BALANCE SHEET AS AT 31st DECEMBER, 1941**Assets**

1. Book value of real estate (less encumbrances \$32,421.23) held for sale:		
Freehold land	\$	4,379 24
2. Amount secured by mortgages on real estate including:—		
Agreements for sale	\$	7,356 54
Interest due		190 97
Interest accrued		70 93
		<u>7,618 44</u>
<i>(See Schedule B)</i>		
3. Book value of stocks	\$	152,365 49
Accrued dividends thereon		2,590 00
		<u>154,955 49</u>
4. Cash on deposit with chartered banks in Canada, \$2.01; elsewhere, \$1,597.98.		1,599 99
5. Agency funds and investments		1,436 31
6. All other assets		5,264 56
Total Assets	\$	<u><u>175,254 03</u></u>

Liabilities*To the Public*

1. Money borrowed from banks:		
With security	\$	85,443 93
2. Agency funds and investments		1,436 31
3. All other liabilities		102 72
Total	\$	<u>86,982 96</u>

To Shareholders

4. Paid-in capital	\$	100,000 00
5. Debit balance of Profit and Loss Account—(Deficit)		11,728 93
Total	\$	<u>88,271 07</u>
Total Liabilities	\$	<u><u>175,254 03</u></u>

THE PROVIDENT INVESTMENT COMPANY—Continued

REVENUE ACCOUNT

Income

1. Interest and Dividends earned on:			
(a) Mortgages and agreements for sale.....	\$	430 04	
(b) Dividends on stocks.....		2,590 00	
(c) Bank deposits.....		41 04	
		<u> </u>	\$ 3,061 08
2. Agency fees and commissions earned.....			9,557 01
3. All other revenue for the year. Net rents earned on real estate.....			1,930 58
		<u> </u>	<u> </u>
Total.....	\$		<u><u>14,548 67</u></u>

Expenditure

4. Interest incurred during the year on:—Other borrowed money.....	\$		6,390 07
5. Loss on sale of real estate.....			190 13
6. License fees and taxes other than taxes on real estate:			
(a) Dominion, Unemployment Insurance.....	\$	28 59	
(b) Provincial.....		100 50	
(c) Municipal.....		146 63	
		<u> </u>	\$ 275 72
7. Commission on leases of real estate.....			30 45
8. Amount transferred to Depreciation Reserves.....			834 97
9. All other expenses incurred:			
(a) Salaries.....	\$	3,255 29	
(b) Auditors' fees.....		197 50	
(c) Legal fees.....		288 05	
(d) Rents.....		720 00	
(e) Travelling expenses (automobile).....		755 88	
(f) Printing and stationery, etc.....		452 75	
(g) Advertising.....		145 41	
(h) Postage, telegrams, telephones and express.....		419 69	
(i) Miscellaneous.....		31 35	
		<u> </u>	6,265 92
10. Net profit transferred to Profit and Loss Account.....			561 41
		<u> </u>	<u> </u>
Total.....	\$		<u><u>14,548 67</u></u>

PROFIT AND LOSS ACCOUNT

1. Balance brought forward from previous year (Deficit).....	\$	12,290 34
2. Amount transferred from Revenue Account.....		561 41
		<u> </u>
Total.....	\$	<u>11,728 93</u>
3. Balance of account at 31st December, 1941 (Deficit).....	\$	11,728 93
		<u> </u>
Total.....	\$	<u><u>11,728 93</u></u>

MISCELLANEOUS

1. Average rate of interest per annum earned by the Corporation during the year on: Mortgages and agreements for sale of realty, 1%.
2. Fidelity Bonds on officers of the Corporation, \$3,000.00.
3. Date appointed for the Annual Meeting—January 21, 1942.
Date of last Annual Meeting—January 15th, 1941.

THE PROVIDENT INVESTMENT COMPANY—Continued

CONSTATING INSTRUMENTS

November 2nd, 1893—Letters Patent incorporating The Provident Investment and Mortgage Guarantee Company of Ontario, Limited.

November 2nd, 1899—Order-in-Council changing the Company's corporate name to The Provident Investment Company.

March 3rd, 1903—Certificate of Assent reducing the Capital Stock of the Company.

January 9th, 1912—Letters Patent removing Limitation of Borrowing Powers in the case of The Provident Investment Company under the provisions of The Loan Corporations Act, Revised Statutes of Ontario, 1897, Chapter 205.

March 31st, 1925—Order-in-Council reducing the Capital Stock of the Company.

SCHEDULE B

SUMMARY OF MORTGAGE LOANS AND AGREEMENTS FOR SALE ON REAL ESTATE AS OF 31ST DECEMBER, 1941, CLASSIFIED AS TO PROVINCE

Province	Principal out-standing	Charges out-standing	Interest due and unpaid	Interest accrued	Totals	Amount of interest due and not charged
(a) Those two or more years in arrears.						
(b) All other.						
	\$ c.	\$ c.	\$ c.	\$ c.	\$ c.	\$ c.
Ontario (b)	4,303 61			46 62	4,350 23	
Saskatchewan (a)	936 19	219 51	190 97	8 34	1,355 01	
Ontario (b)	1,897 23			15 97	1,913 20	
Total (a)	936 19	219 51	190 97		1,355 01	
Total (b)	6,200 84			70 93	6,263 43	
Total	7,137 03	219 51	190 97	70 93	7,618 44	Nil

THE TORONTO SAVINGS AND LOAN COMPANY

Head Office, Peterborough, Ontario

OFFICERS

President—HERBERT C. COX.
Vice-Presidents—LEIGHTON MCCARTHY, K.C.
W. J. HASTIE.

Manager—G. H. THOMPSON.
Secretary—B. V. MOORE.

DIRECTORS

HERBERT C. COX.
LEIGHTON MCCARTHY, K.C.
G. A. MORROW.
FRANK P. WOOD
GRAHAM MORROW.
W. J. HASTIE.

A. H. COX.
J. A. MCLEOD.
S. H. LOGAN.
FRANK MCCARTHY, K.C.
JOHN L. C. MCCARTHY.
R. A. LAIDLAW.

J. M. MACDONNELL.

Auditors—S. W. EAKINS; C. E. H. MEDHURST.

CAPITAL

Amount of Capital Stock authorized (20,000 shares of \$100.00 each).....	\$ 2,000,000 00
Amount subscribed.....	2,000,000 00
Amount paid in cash.....	2,000,000 00

BALANCE SHEET AS AT 31st DECEMBER, 1941

Assets

1. Office premises.....	\$ 50,000 00
2. Book value of real estate held for sale:	
(a) Freehold land (including buildings).....	\$ 1,063,231 53
(b) Leasehold land (including buildings).....	40,000 00
	1,103,231 53
3. Amount secured by mortgages on real estate including:	
First mortgages.....	\$ 77,962 98
Second and subsequent mortgages.....	3,050 00
Agreements for sale.....	32,252 90
	113,265 88
<i>(See Schedule B)</i>	
4. Amount of loans secured by stocks, bonds and other collateral:	
Principal.....	6,000 00
5. Book value of bonds, debentures and debenture stocks:	
(a) Government and Government Guaranteed:—Dominion and United Kingdom.....	\$ 59,725 00
(b) All other bonds.....	8,100 00
	67,825 00
6. Book value of stocks.....	\$ 1,914,267 37
Accrued dividends thereon.....	30,192 00
	1,944,459 37
7. Cash on hand.....	719 92
8. Cash on deposit with chartered banks in Canada.....	42,871 03
9. All other assets.....	8,249 78
	\$ 3,336,622 51

THE TORONTO SAVINGS AND LOAN COMPANY—Continued

Liabilities*To the Public*

1. Taxes other than taxes on real estate.....	\$	5,000	00
2. Dividends to shareholders declared and unpaid.....		40,000	00
Total.....	\$	45,000	00

To Shareholders

3. Paid-in capital.....	\$	2,000,000	00
4. Reserve fund.....		1,200,000	00
5. Balance of Profit and Loss Account.....		91,622	51
Total.....	\$	3,291,622	51
Total Liabilities.....	\$	3,336,622	51

REVENUE ACCOUNT**Income**

1. Rents earned, net on office premises.....	\$	1,449	17
2. Interest and Dividends earned on:			
(a) Mortgages and agreements for sale.....	\$	4,400	89
(b) Collateral loans.....		360	00
(c) Bonds and debentures.....		1,601	71
(d) Dividends on stocks.....		125,152	10
			131,514
3. Agency fees and commissions earned.....		1,563	75
4. Net rents earned on real estate.....		61,801	80
5. All other revenue for the year.....		247	00
Total.....	\$	196,576	42

Expenditure

6. License fees and taxes other than taxes on real estate:			
(a) Dominion.....	\$	1,268	28
(b) Provincial.....		2,672	23
			3,940
7. All other expenses incurred:			
(a) Salaries.....	\$	22,539	00
(b) Directors' fees.....		7,000	00
(c) Auditors' fees.....		300	00
(d) Legal fees.....		232	40
(e) Travelling expenses.....		41	51
(f) Printing and stationery.....		213	66
(g) Advertising.....		11	15
(h) Postage, telegrams, telephones and express.....		225	42
(i) Miscellaneous.....		1,345	86
			31,909
8. Net profit transferred to Profit and Loss Account.....		160,726	91
Total.....	\$	196,573	42

THE TORONTO SAVINGS AND LOAN COMPANY—Continued

PROFIT AND LOSS ACCOUNT

1. Balance brought forward from previous year.....	\$	90,895 60
2. Amount transferred from Revenue Account.....		160,726 91
Total.....	\$	251,622 51
3. Dividends to shareholders declared during year.....	\$	160,000 00
4. Balance of account at 31st December, 1941.....		91,622 51
Total.....	\$	251,622 51

MISCELLANEOUS

- Average rate of interest per annum earned by the Corporation during the year on: (a) Mortgages and agreements for sale of realty, 3.42%; (b) Collateral Loans, 6.00%; (c) Bonds and debentures, 2.76%; (d) Stocks owned, 6.54%.
- Fidelity Bonds on officers of the Corporation, \$7,000.00.
- Dividends and bonuses declared during year giving (a) dates declared, (b) dates payable, (c) rates:
 - January 15, 1941; (b) April 1, 1941; (c) 2%.
 - July 2, 1941; (b) July 2, 1941; (c) 2%.
 - July 2, 1941; (b) October 1, 1941; (c) 2%.
 - December 10, 1941; (b) January 2, 1942; (c) 2%.
- Date appointed for the Annual Meeting—January 21st, 1942.
Date of last Annual Meeting—January 15th, 1941.

CONSTATING INSTRUMENTS

Incorporated as "The Toronto Real Estate Investment Company" by Letters Patent of Ontario (June 15th, 1885), issued under The Ontario Joint Stock Companies' Letters Patent Act, R.S.O. 1877, c. 150. Supplementary Letters Patent of Ontario (December 29th, 1887), were issued under R.S.O. 1887, c. 157, defining the borrowing powers, etc. Further Supplementary Letters Patent of Ontario (September 25th, 1889) were issued under the last mentioned Act, increasing the capital stock from \$400,000 to \$2,000,000. Further Supplementary Letters Patent of Ontario (March 30th, 1891) were issued under the same Act, conferring agency powers on the Company. The corporate name was by Order-in-Council (April 2nd, 1891) changed to "The Toronto Savings and Loan Company."

For the lending and borrowing powers, see the Letters Patent and the Acts, R.S.O. 1877, chap. 150; R.S.O. 1887, c. 157; R.S.O. 1914, chap. 184; R.S.O. 1927, chap. 223. R.S.O. 1937, chap. 257.

SCHEDULE B

SUMMARY OF MORTGAGE LOANS AND AGREEMENTS FOR SALE ON REAL ESTATE AS OF 31ST DECEMBER, 1941, CLASSIFIED AS TO PROVINCE

Province (a) Those two or more years in arrears. (b) All other.	Principal out- standing		Charges out- standing		Interest due and unpaid		Interest accrued		Totals		Amount of interest due and not charged	
	\$	c.	\$	c.	\$	c.	\$	c.	\$	c.		
Ontario..... (a)	38,500	00	967	93	4,658	69	44,126	62	3,200	55
Ontario..... (b)	88,771	77	* 49	65	417	14	89,139	26
Total.....	127,271	77	918	28	5,075	83	133,265	88	3,200	55

* Credit

IV. TRUST COMPANIES

DETAILED REPORTS OF THE SEVERAL
CORPORATIONS



THE BANKERS' TRUST COMPANY

Head Office, Montreal, Quebec

OFFICERS

President—ROBERT P. JELLETT.
 Vice-Presidents—G. T. BOGERT.
 ROSS CLARKSON.

Manager—G. T. BOGERT.
 Secretary—W. E. BICKLEY.

DIRECTORS

ROBERT P. JELLETT.
 ROSS CLARKSON.
 J. F. WILKES.
 J. A. SUTHERLAND.
 W. E. BICKLEY.

G. T. BOGERT.
 JOHN McDONALD.
 C. W. ISMAY.
 G. G. W. GOODWIN.
 JACK PEMBROKE.

Auditors—RIDDELL, STEAD, GRAHAM AND HUTCHISON, C.A.

CAPITAL

Amount of Capital Stock authorized (10,000 shares of \$100.00 each).....	\$ 1,000,000 00
Amount subscribed.....	250,000 00
Amount paid in cash.....	250,000 00

BALANCE SHEET AS AT 31st DECEMBER, 1941

Assets

Company Funds

1. Amount secured by mortgages on real estate including:			
First mortgages.....	\$ 245,125 00		
Interest due.....	1,400 26		
Interest accrued.....	2,729 07		
	\$	249,254 33	
<i>(See Schedule B)</i>			
2. Book value of bonds, debentures and debenture stocks:			
Government and Government Guaranteed:—Dominion and United Kingdom.....	\$ 76,000 00		
Interest accrued.....	570 00		
	\$	76,570 00	
3. Book value of stocks.....		1 00	
4. Cash on deposit with chartered banks in Canada, \$27.37; elsewhere, \$6,470.58		6,497 95	
Total Company Funds.....	\$	332,323 28	

Estates, Trusts and Agency Funds

5. Unrealized assets and Investments.....	\$ 117,751 96		
6. Cash on hand and in banks.....	730 83		
	\$	118,482 79	

Summary of Assets

Company Funds.....	\$ 332,323 28
Estates, Trusts and Agency Funds.....	118,482 79
Grand Total of Assets.....	450,806 07

THE BANKERS' TRUST COMPANY—Continued

Liabilities

Company Funds

To the Public:

1. Taxes other than taxes on real estate.....	\$	7,674	54
2. Other expenses due and accrued.....		125	00
3. Investment reserves.....		37,798	75
Total.....	\$	45,598	29

To the Shareholders:

4. Paid-in capital.....	\$	250,000	00
5. Balance of Profit and Loss Account.....		36,724	99
Total.....	\$	286,724	99
Total Company Funds.....	\$	332,323	28

Estates, Trusts and Agency Funds

6. Estates, Trusts and Agencies.....	\$	118,482	79
--------------------------------------	----	---------	----

Summary of Liabilities

Company Funds.....	\$	332,323	28
Estates, Trusts and Agency Funds.....		118,482	79
Grand Total of Liabilities.....	\$	450,806	07

REVENUE ACCOUNT

Income

1. Interest and Dividends earned on:			
(a) Mortgages and agreements for sale.....	\$	12,765	13
(b) Bonds and debentures.....		2,392	72
			\$ 15,157 85
2. Agency fees and commissions earned.....			3,839 34
Total.....	\$	18,997	19

Expenditure

3. License fees and taxes other than taxes on real estate:			
(a) Dominion.....	\$	7,400	00
(b) Provincial.....		1,047	42
			\$ 8,447 42
4. All other expenses incurred:			
(a) Directors' and Advisory Committee fees.....	\$	45	00
(b) Auditors' fees.....		165	00
(c) Printing and stationery.....		1	85
(d) Miscellaneous.....		12	29
			224 14
5. Net profit transferred to Profit and Loss Account.....			10,325 63
Total.....	\$	18,997	19

THE BANKERS' TRUST COMPANY—Continued

PROFIT AND LOSS ACCOUNT

1. Balance brought forward from previous year.....	\$ 41,399 36
2. Amount transferred from Revenue Account.....	10,325 63
Total.....	\$ 51,724 99
3. Dividends to shareholders declared during year.....	\$ 15,000 00
4. Balance of account at 31st December, 1941.....	36,724 99
Total.....	\$ 51,724 99

MISCELLANEOUS

1. Fidelity Bonds on officers of the Corporation, \$100,000.00.
2. Dividends and bonuses declared during year giving (a) dates declared, (b) dates payable, (c) rates:
February 19, 1941, 6% payable in quarterly instalments—March, June, September and December.
3. Date appointed for the Annual Meeting—3rd Wednesday in February.
Date of last Annual Meeting—February 19th, 1941.

CONSTATING INSTRUMENTS

Incorporated 20th May, 1905, by special Act of the Legislature of Quebec, 5 Edward VII, chap. 78.

Amendments to charter, 9 Edward VII, chap. 114, 7th May, 1909; 5th George V, chap. 125, 5th March, 1915; 7th George V, chap. 102, 22nd December, 1916; 9th George V, chap. 125, 4th March, 1919.

Authorized by special Act of the Legislature of Ontario, 10-11 Geo. V, chap. 156, 4th June, 1920, to transact business therein as specified in Section 5 of the said Act, which enacts as follows:

"(5) The company shall be limited in respect of all business relating to property and civil rights or provincial objects in the Province of Ontario, to the powers mentioned in the schedule to The Loan and Trust Corporations Act, and shall be subject to the general provisions of the said Act and of the general public law of the said Province relating to trust companies and trusts."

The company has a deposit in the Province of Ontario amounting to \$50,000.00. Order-in-Council assented to August 23rd, 1934.

SCHEDULE B

SUMMARY OF MORTGAGE LOANS AND AGREEMENTS FOR SALE ON REAL ESTATE AS OF 31ST DECEMBER, 1941, CLASSIFIED AS TO PROVINCE

Province		Principal out- standing	Interest due and unpaid	Interest accrued	Totals	Amount of interest due and not charged	
						\$	c.
(a) Those two or more years in arrears.							
(b) All other.							
British Columbia.....	(b)	\$ 31,000 00	\$ c.	394 52	\$ c.	31,394 52	\$ c.
Ontario.....	(b)	21,700 00		170 75		21,870 75	
Quebec.....	(b)	192,425 00	1,400 26	2,163 80		195,989 06	
Total.....	(b)	245,125 00	1,400 26	2,729 07		249,254 33	Nil

THE BRITISH MORTGAGE AND TRUST CORPORATION OF ONTARIO

Head Office, Stratford, Ontario

OFFICERS

President—HON. NELSON MONTEITH. Manager and Secretary-Treasurer—W. H. GREGORY.
 Vice-President—LEONARD M. JOHNSTON.

DIRECTORS

HON. NELSON MONTEITH.	L. M. JOHNSTON.
W. H. GREGORY.	DR. H. W. BAKER.
CHAS. E. MOORE.	ALEX B. MANSON.
DR. H. B. KENNER.	

Auditors—HENRY J. WELCH, F.C.A.: GORDON D. CAMPBELL, F.C.A.

CAPITAL

Amount of Capital Stock authorized (50,000 shares of \$100.00 each).....	\$ 5,000,000 00
Amount subscribed.....	1,000,000 00
Amount paid in cash.....	1,000,000 00

BALANCE SHEET AS AT 31st DECEMBER, 1941

Assets

Company Funds

1. Office premises.....		\$ 56,157 71
2. Book value of real estate held for sale:		
(a) Freehold land (including buildings).....	\$ 460,524 80	
(b) Held under power of sale, etc.....	302,574 80	
		763,099 60
3. Amount secured by mortgages on real estate including:		
First mortgages.....	\$ 43,763 05	
Agreements for sale.....	370,732 19	
Interest due.....	1,553 83	
Interest accrued.....	768 00	
		416,817 07
<i>(See Schedule B)</i>		
4. Book value of bonds, debentures and debenture stocks:		
(a) Government and Government Guaranteed—Dominion and United Kingdom.....	\$ 513 34	
(b) Provincial and Provincial Guaranteed.....	8,500 00	
(c) Canadian municipalities, school districts and rural tele- phone companies.....	31,837 43	
		40,850 77
5. Book value of stocks.....		445,228 32
6. Cash on hand.....		15,422 30
7. Cash on deposit with chartered banks in Canada.....		179,717 56
8. Advances to estates, trusts, etc., under administration.....		7,239 06
9. All other assets.....		6,499 76
		40,850 77
Total Company Funds.....		\$ 1,931,032 15

THE BRITISH MORTGAGE AND TRUST CORPORATION OF ONTARIO—Continued

Guaranteed Funds

10. Amount secured by mortgages on real estate including:			
First mortgages.....	\$ 3,292,766	09	
Interest due.....	28,701	65	
Interest accrued.....	49,610	00	
			\$ 3,371,077 74
			(See Schedule B)
11. Book value of bonds, debentures and debenture stocks:			
(a) Government and Government Guaranteed:—Dominion and United Kingdom	\$ 456,680	15	
Interest accrued.....	3,490	00	
			\$ 460,170 15
(b) Provincial and Provincial Guaranteed.....	\$ 325,362	91	
Interest accrued.....	4,019	00	
			329,381 91
(c) Canadian municipalities, school districts and rural telephone companies.....	\$ 138,496	89	
Interest accrued.....	2,699	00	
			141,195 89
			930,747 95
12. Book value of stocks.....	\$ 1,214,816	14	
13. Cash on hand.....			21,058 13
14. Cash on deposit with chartered banks in Canada, \$209,284.99; elsewhere, \$6,229.66.....			215,514 65
Total Guaranteed Funds.....			\$ 5,753,214 61

Estates, Trusts and Agency Funds

15. Unrealized assets.....	\$ 412,933	43	
16. Investments.....	368,817	91	
17. Cash on hand and in banks.....	68,549	88	
			\$ 850,301 22

Summary of Assets

Company Funds.....	\$ 1,931,032	15
Guaranteed Funds.....	5,753,214	61
Estates, Trusts and Agency Funds.....	850,301	22
Grand Total of Assets.....	\$ 8,534,547	98

Liabilities*Company Funds*

<i>To the Public:</i>	
1. Taxes other than taxes on real estate.....	\$ 18,104 19
2. Dividends to shareholders declared and unpaid.....	40,000 00
3. Investment reserves.....	325,000 00
4. All other liabilities.....	420 03
Total.....	\$ 383,524 22
<i>To the Shareholders:</i>	
5. Paid-in capital.....	\$ 1,000,000 00
6. Reserve Fund.....	500,000 00
7. Balance of Profit and Loss Account.....	47,507 93
Total.....	\$ 1,547,507 93
Total Company Funds.....	\$ 1,931,032 15

THE BRITISH MORTGAGE AND TRUST CORPORATION OF ONTARIO—Continued

Guaranteed Funds

8. Trust deposits		\$ 2,369,823 44
9. General Guaranteed Funds	\$ 3,348,927 40	
Interest due and accrued	34,463 77	
		<u>3,383,391 17</u>
Total Guaranteed Funds		\$ 5,753,214 61

Estates, Trusts and Agency Funds

10. Estates	\$ 656,749 15	
11. Trusts and Agencies	186,313 01	
12. Due to Company Funds	7,239 06	
		<u>\$ 850,301 22</u>

Summary of Liabilities

Company Funds	\$ 1,931,032 15
Guaranteed Funds	5,753,214 61
Estates, Trusts and Agency Funds	850,301 22
Grand Total of Liabilities	<u>\$ 8,534,547 98</u>

REVENUE ACCOUNT

Income

1. Interest and Dividends earned on:		
(a) Mortgages and agreements for sale	\$ 22,926 47	
(b) Bonds and debentures	908 18	
(c) Dividends on stocks	26,085 50	
(d) Bank deposits	78 37	
(e) Other interest earned	681 15	
		<u>\$ 50,679 67</u>
2. Profit in guaranteed funds		94,942 03
3. Agency fees and commissions earned		4,756 14
4. Net rents earned on real estate		23,957 24
5. All other revenue for the year		2,088 74
Total		<u>\$ 176,423 82</u>

Expenditure

6. Interest incurred	\$	296 24
7. Loss on sale of securities and real estate owned		16 64
8. License fees and taxes other than taxes on real estate:		
(a) Dominion	\$ 13,500 00	
(b) Provincial	1,255 00	
(c) Municipal	616 50	
		<u>15,371 50</u>
9. Commissions on loans and on sale of real estate		1,654 85
10. Amount transferred to Investment Reserves		823 12
11. All other expenses incurred:		
(a) Salaries	\$ 34,748 26	
(b) Directors' and Advisory Committee fees	6,418 18	
(c) Auditors' fees and votes of shareholders	4,300 00	
(d) Legal fees	885 99	
(e) Travelling expenses and inspections	325 65	
(f) Printing and stationery	1,251 67	
(g) Advertising	2,535 72	
(h) Postage, telegrams, telephones and express	2,581 95	
(i) Commission on sale of G.I. Certificates	1,453 93	
(j) Maintenance of office premises	3,216 28	
(k) Miscellaneous	13,858 69	
		<u>71,576 32</u>
12. Net profit transferred to Profit and Loss Account		86,685 15
Total		<u>\$ 176,423 82</u>

THE BRITISH MORTGAGE AND TRUST CORPORATION OF ONTARIO—Continued

PROFIT AND LOSS ACCOUNT

1. Balance brought forward from previous year.....	\$ 40,822 78
2. Amount transferred from Revenue Account.....	86,685 15
3. Amount transferred from Reserve Fund.....	200,000 00
Total.....	\$ 327,507 93
4. Dividends to shareholders declared during year.....	\$ 80,000 00
5. Amount transferred to General Investment Reserve.....	200,000 00
6. Balance of account at 31st December, 1941.....	47,507 93
Total.....	\$ 327,507 93

MISCELLANEOUS

1. Fidelity Bonds on officers of the Corporation, \$25,000.00.	
2. Dividends and bonuses declared during year giving (a) dates declared, (b) dates payable, (c) rates:	
(a) June 2, 1941; (b) July 2, 1941; (c) 4%.	
(a) December 1, 1941; (b) January 2, 1942; (c) 4%.	
3. Date appointed for the Annual Meeting—Thursday, February 12th, 1942. Date of last Annual Meeting—Thursday, February 13th, 1941.	
4. Amount of interest permanently capitalized during the year.....	\$ 129 99
5. Amount belonging to Estates, Trusts and Agency Funds held on deposit in Guaranteed Funds Department.....	68,549 88
6. Amount of Company's own Guaranteed Investment Receipts and interest thereon, due and unpaid.....	12,335 03

CONSTATING INSTRUMENTS

The British Mortgage Loan Company of Ontario was incorporated by Letters Patent of Ontario, dated October 5th, 1877 (Lib. 5, No. 52), issued under R.S.O. 1877, c. 150, which Act was continued by R.S.O. 1887, c. 157, and was as to Loan Corporations superseded by 60 Vic., c. 38 (O), now R.S.O. 1937, c. 257.

By 16 George V, c. 121, the Company was given trust company powers and its name changed to The British Mortgage and Trust Corporation of Ontario.

The lending and the borrowing powers of the Company are derived from its Letters Patent and the above public general statute.

SCHEDULE B

SUMMARY OF MORTGAGE LOANS AND AGREEMENTS FOR SALE ON REAL ESTATE AS OF
31ST DECEMBER, 1941, CLASSIFIED AS TO PROVINCE

Province (a) Those two or more years in arrears (b) All other.	Principal out- standing		Charges out- standing		Interest due and unpaid		Interest accrued		Totals		Amount of interest due and not charged
	\$	c.	\$	c.	\$	c.	\$	c.	\$	c.	
Company Funds											
Ontario..... (a)	9,850	00	1,287	19	1,010	80			12,147	99	
Ontario..... (b)	438,854	40	145	52	543	03	768	00	440,310	95	
Guaranteed Funds											
Ontario..... (a)	112,655	00	12,830	39	5,254	02			130,739	41	
Ontario..... (b)	3,164,415	73	2,864	97	23,447	63	49,610	00	3,240,338	33	
Total..... (a)	122,505	00	14,117	58	6,264	82			142,887	40	
Total..... (b)	3,603,270	13	3,010	49	23,990	66	50,378	00	3,680,649	28	
Total.....	3,725,775	13	17,128	07	30,255	48	50,378	00	3,823,536	68	Nil

THE BROCKVILLE TRUST AND SAVINGS COMPANY

Head Office, Brockville, Ontario

OFFICERS

President—J. GILL GARDNER.
Vice-President—GEO. T. FULFORD, M.P.

Manager—L. C. DARGAVEL.
Secretary-Treasurer—E. J. SMITH.

DIRECTORS

E. C. COSSITT.
J. M. DOBBIE.
GEO. T. FULFORD, M.P.
RT. HON. GEO. P. GRAHAM.
A. G. PARISH, K.C.

L. C. DARGAVEL.
F. H. FULFORD.
J. GILL GARDNER.
HON. A. C. HARDY, K.C.
F. I. RITCHIE.

HON. H. A. STEWART, K.C.

Auditors—PEAT, MARWICK, MITCHELL & COMPANY, Hamilton, Ontario

CAPITAL

Amount of Capital Stock authorized (20,000 shares of \$50.00 each).....	\$ 1,000,000 00
Amount subscribed.....	500,000 00
Amount paid in cash.....	500,000 00

BALANCE SHEET AS AT 31st DECEMBER, 1941

Assets

Company Funds

1. Book value of real estate held for sale:			
(a) Freehold land (including buildings).....	\$ 54,696 88		
(b) Held under power of sale, etc.....	21,316 34		
		-----	\$ 76,013 22
2. Amount secured by mortgages on real estate including:			
First mortgages.....	\$ 457,277 80		
Agreements for sale.....	66,765 20		
Interest due.....	846 35		
Interest accrued.....	7,101 30		
		-----	\$ 531,990 65

(See Schedule B)

3. Amount of loans secured by stocks, bonds and other collateral:			
Principal.....	\$ 500 00		
Interest accrued.....	12 25		
		-----	\$ 512 25
4. Book value of bonds, debentures and debenture stocks:			
(a) Government and Government Guaranteed:—Dominion and United Kingdom	\$ 35,737 68		
Interest accrued.....	92 65		
		-----	\$ 35,830 33
(b) Provincial and Provincial Guaranteed... \$	82,442 01		
Interest accrued.....	1,043 45		
		-----	\$ 83,485 46
(c) Canadian municipalities, school districts and rural telephone companies..... \$	23,205 71		
Interest accrued.....	203 30		
		-----	\$ 23,409 01
		-----	\$ 142,724 80
5. Book value of stocks.....			36,371 84
6. Cash on hand.....			3,000 00
7. Cash on deposit with chartered banks in Canada.....			23,211 51
8. Advances to estates, trusts, etc., under administration.....			1,500 00
9. All other assets.....			2,763 35
		-----	\$ 818,087 62
Total Company Funds.....			\$ 818,087 62

THE BROCKVILLE TRUST AND SAVINGS COMPANY—Continued

Guaranteed Funds

10. Amount secured by mortgages on real estate including:			
First mortgages.....	\$	555,108 90	
Interest due.....	Cr.	34 27	
Interest accrued.....		8,247 40	
		<u> </u>	\$ 563,322 03
		<i>(See Schedule B)</i>	
11. Book value of bonds, debentures and debenture stocks:			
(a) Government and Government Guaranteed:—Dominion and United Kingdom	\$	81,573 93	
Interest accrued.....		742 35	
		<u> </u>	\$ 82,316 28
(b) Provincial and Provincial Guaranteed....	\$	105,028 93	
Interest accrued.....		1,377 00	
		<u> </u>	106,405 93
(c) Canadian municipalities, school districts and rural telephone companies.....	\$	63,629 35	
Interest accrued.....		995 30	
		<u> </u>	64,624 65
(d) All other bonds.....	\$	25,321 48	
Interest accrued.....		129 95	
		<u> </u>	25,451 43
			278,798 29
12. Cash on deposit with chartered banks in Canada.....			4,945 81
			<u> </u>
Total Guaranteed Funds.....	\$		847,066 13

Estates, Trusts and Agency Funds

13. Unrealized assets.....	\$	689,412 48	
14. Investments.....		255,201 20	
15. Cash on hand and in banks.....		42,363 58	
		<u> </u>	\$ 986,977 26

Summary of Assets

Company Funds.....	\$	818,087 62
Guaranteed Funds.....		847,066 13
Estates, Trusts and Agency Funds.....		986,977 26
		<u> </u>
Grand Total of Assets.....	\$	<u><u>2,652,131 01</u></u>

Liabilities*Company Funds**To the Public:*

1. Taxes other than taxes on real estate.....	\$	23,862 12
2. Dividends to shareholders declared and unpaid.....		10,000 27
3. Investment reserves.....		70,290 99
		<u> </u>
Total.....	\$	104,153 38

To the Shareholders:

4. Paid-in capital.....	\$	500,000 00
5. Reserve Fund.....		200,000 00
6. Balance of Profit and Loss Account.....		13,934 24
		<u> </u>
Total.....	\$	713,934 24
		<u> </u>
Total Company Funds.....	\$	818,087 62

THE BROCKVILLE TRUST AND SAVINGS COMPANY—Continued

Guaranteed Funds

7. Trust deposits.....		\$ 566,276 38
8. General Guaranteed Funds.....	\$ 277,200 00	
Interest due and accrued.....	3,589 75	
		<u>280,789 75</u>
Total Guaranteed Funds.....		\$ <u>847,066 13</u>

Estates, Trusts and Agency Funds

9. Estates.....	\$ 709,259 77	
10. Trusts and Agencies.....	276,217 49	
11. Due to Company Funds.....	1,500 00	
		\$ <u>986,977 26</u>

Summary of Liabilities

Company Funds.....	\$ 818,087 62
Guaranteed Funds.....	847,066 13
Estates, Trusts and Agency Funds.....	986,977 26
	<u>\$ 2,652,131 01</u>

REVENUE ACCOUNT

Income

1. Interest and Dividends earned on:		
(a) Mortgages and agreements for sale.....	\$ 28,823 50	
(b) Collateral loans.....	67 95	
(c) Bonds and debentures.....	5,106 21	
(d) Dividends on stocks.....	1,493 75	
(e) Bank deposits.....	99 76	
		\$ <u>35,591 17</u>
2. Profit on sale of securities and real estate.....		217 85
3. Profit in guaranteed funds.....		28,876 08
4. Agency fees and commissions earned.....		9,143 32
5. All other revenue for the year.....		611 35
		<u>\$ 74,439 77</u>

Expenditure

6. Interest incurred.....		\$ 396 35
7. License fees and taxes other than taxes on real estate:		
(a) Dominion.....	\$ 21,242 82	
(b) Provincial.....	2,838 50	
(c) Municipal.....	928 78	
		<u>25,010 10</u>
8. All other expenses incurred:		
(a) Salaries.....	\$ 13,509 79	
(b) Directors' and Advisory Committee fees.....	1,750 00	
(c) Auditors' fees.....	800 00	
(d) Legal fees.....	228 15	
(e) Rents.....	1,800 00	
(f) Travelling expenses.....	122 92	
(g) Printing and stationery.....	571 35	
(h) Advertising.....	429 07	
(i) Postage, telegrams, telephones and express.....	412 69	
(j) Maintenance of office premises.....	367 01	
(k) Miscellaneous.....	1,918 86	
		<u>21,909 84</u>
9. Net profit transferred to Profit and Loss Account.....		27,123 48
Total.....		\$ <u>74,439 77</u>

THE BROCKVILLE TRUST AND SAVINGS COMPANY—Continued

PROFIT AND LOSS ACCOUNT

1. Balance brought forward from previous year.....	\$ 15,560 76
2. Amount transferred from Revenue Account	27,123 48
Total.....	\$ 42,684 24
3. Dividends to shareholders declared during year.....	\$ 28,750 00
4. Balance of account at 31st December, 1941.....	13,934 24
Total.....	\$ 42,684 24

MISCELLANEOUS

1. Fidelity Bonds on officers of the Corporation, \$21,000.00.
2. Dividends and bonuses declared during year giving. (a) dates declared, (b) dates payable (c) rates:
 - (a) December 10, 1940; (b) January 2, 1941; (c) 2%.
 - (a) March 23, 1941; (b) April 1, 1941; (c) 1¼%.
 - (a) June 18, 1941; (b) July 2, 1941; (c) 1¼%.
 - (a) September 15, 1941; (b) October 1, 1941; (c) 1¼%.
3. Date appointed for the Annual Meeting—February 11th, 1942.
Date of last Annual Meeting—February 12th, 1941.
4. Amount of Company's own Guaranteed Investment Receipts and interest thereon, due and unpaid \$ 491 75

CONSTATING INSTRUMENTS

Incorporated by declaration filed May 11th, 1885, with the Clerk of the Peace for the United Counties of Leeds and Grenville. The declaration was made by virtue of "The Building Societies Act," R.S.O. 1877, c. 164, continued by R.S.O. 1887, c. 169, and superseded by 60 Vic., c. 38 (O), now R.S.O. 1897, c. 205. See R.S.O. 1937, c. 257.

The lending and borrowing powers are derived from the above public General Acts. By a Special Act of the Legislature of Ontario, 19 Geo. V, c. 130, the Company was granted the powers of a trust company and its authorized capital stock was increased from \$500,000 to \$1,000,000. Its name was changed to The Brockville Trust and Savings Company.

SCHEDULE B

SUMMARY OF MORTGAGE LOANS AND AGREEMENTS FOR SALE ON REAL ESTATE AS OF 31ST DECEMBER, 1941, CLASSIFIED AS TO PROVINCE

Province	Principal out-standing	Charges out-standing	Intere due and unpaid	Interest accrued	Totals	Amount of interest due and not charged
(a) Those two or more years in arrears (b) All other.						
	\$ c.	\$ c.	\$ c.	\$ c.	\$ c.	\$
Company Funds						
Ontario.....(a)	13,005 48	144 74	351 02		13,501 24	4,115 15
Ontario.....(b)	510,413 81	478 97	495 33	7,101 30	518,489 41	
Guaranteed Funds						
Ontario.....(b)	555,107 45	1 45	Cr. 34 27	8,247 40	563,322 03	
Total.....(a)	13,005 48	144 74	351 02		13,501 24	4,115 15
Total.....(b)	1,065,521 26	480 42	461 06	15,348 70	1,081,811 44	
Total.....	1,078,526 74	625 16	812 08	15,348 70	1,095,312 68	4,115 15

THE CANADA PERMANENT TRUST COMPANY

Head Office, Toronto, Ontario

OFFICERS

President—F. GORDON OSLER.

Vice-Presidents—JOHN A. ROWLAND, K.C.
E. D. GOODERHAM.

General Manager—JOHN A. ROWLAND, K.C.
Secretary—WALTER F. WATKINS.

DIRECTORS

F. GORDON OSLER.
E. D. GOODERHAM.
JOHN R. LAMB.
GEORGE H. GOODERHAM.
LEIGH M. MCCARTHY.

JOHN A. ROWLAND, K.C.
F. S. CORRIGAN.
CHARLES S. ROBERTSON.
ROY L. WARREN.
SAMUEL ROGERS, K.C.

Auditors—KRIS A. MAPP, F.C.A., of Henry Barber, Mapp & Mapp.
D. MCK. McCLELLAND, F.C.A., of Price, Waterhouse & Co.

CAPITAL

Amount of Capital Stock authorized (10,000 shares of \$100.00 each).....	\$ 1,000,000 00
Amount subscribed.....	1,000,000 00
Amount paid in cash.....	1,000,000 00

BALANCE SHEET AS AT 31st DECEMBER, 1941

Assets

Company Funds

1.	Book value of real estate held for sale:		
	Freehold land (including buildings).....	\$	52,588 30
2.	Amount secured by mortgages on real estate including:		
	First mortgages.....	\$ 429,534 13	
	Agreements for sale.....	101,674 08	
	Interest due.....	6,362 33	
	Interest accrued.....	1,756 68	
		_____	539,327 22
	(See Schedule B)		
3.	Amount of loans secured by stocks, bonds and other collateral:		
	Principal.....	\$ 35,218 15	
	Interest due.....	76 04	
		_____	35,294 19
4.	Book value of bonds, debentures and debenture stocks:		
	(a) Government and Government Guaranteed:—Dominion and United Kingdom	\$ 260,628 52	
	Interest accrued.....	1,929 12	
		_____	262,557 64
	(b) Provincial and Provincial Guaranteed... \$	212,219 33	
	Interest accrued.....	1,848 50	
		_____	214,067 83
	(c) Canadian municipalities, school districts and rural telephone companies..... \$	68,898 58	
	Interest accrued.....	935 50	
		_____	69,834 08
	(d) All other bonds..... \$	5,685 60	
	Interest accrued.....	26 46	
		_____	5,712 06
			552,171 61
5.	Book value of stocks.....	\$ 190,894 80	
	Accrued dividends thereon.....	200 00	
		_____	191,094 80
6.	Cash on deposit with Canada Permanent Mortgage Corporation.....		199,772 45
7.	Advances to estates, trusts, etc., under administration.....		43,773 61
8.	All other assets.....		43,405 72

	Total Company Funds.....		\$ 1,657,427 90

THE CANADA PERMANENT TRUST COMPANY—Continued

Guaranteed Funds

9. Amount secured by mortgages on real estate including:			
First mortgages.....	\$	861,244	32
Interest due.....		6,192	73
Interest accrued.....		7,952	37
			\$ 875,389 42
			(See Schedule B)
10. Book value of bonds, debentures and debenture stocks:			
(a) Government and Government Guaranteed:—Dominion and United Kingdom	\$	56,840	45
Interest accrued.....		382	06
			\$ 57,222 51
(b) Provincial and Provincial Guaranteed.....	\$	25,738	33
Interest accrued.....		318	46
			26,056 79
			83,279 30
11. Cash on deposit with Canada Permanent Mortgage Corporation.....			57,905 86
Total Guaranteed Funds.....	\$	1,016,574	58

Estates, Trusts and Agency Funds

12. Unrealized assets.....	\$33,537,388	40
13. Investments.....	15,881,205	45
14. Cash on hand and in banks.....	2,618,281	60
		\$52,036,875 45

Summary of Assets

Company Funds.....	\$ 1,657,427	90
Guaranteed Funds.....	1,016,574	58
Estates, Trusts and Agency Funds.....	52,036,875	45
Grand Total of Assets.....	\$54,710,877	93

Liabilities*Company Funds**To the Public:*

1. Taxes other than taxes on real estate.....	\$	35,000	00
2. Dividends to shareholders declared and unpaid.....		15,000	00
3. Investment reserves.....		100,000	00
Total.....	\$	150,000	00

To the Shareholders:

4. Paid-in capital.....	\$	1,000,000	00
5. Reserve Fund.....		400,000	00
6. Balance of Profit and Loss Account.....		107,427	90
Total.....	\$	1,507,427	90
Total Company Funds.....	\$	1,657,427	90

Guaranteed Funds

7. Specific Guaranteed Funds.....	\$	700,230	98
Interest due and accrued.....		7,282	77
			\$ 707,513 75
8. General Guaranteed Funds.....	\$	306,096	68
Interest due and accrued.....		2,964	15
			309,060 83
Total Guaranteed Funds.....	\$	1,016,574	58

THE CANADA PERMANENT TRUST COMPANY—Continued*Estates, Trusts and Agency Funds*

9. Estates, Trusts and Agencies	\$51,993,101 84	
10. Due to Company Funds	43,773 61	
		<u>\$52,036,875 45</u>

Summary of Liabilities

Company Funds	\$ 1,657,427 90
Guaranteed Funds	1,016,574 58
Estates, Trusts and Agency Funds	52,036,875 45
Grand Total of Liabilities	<u>\$54,710,877 93</u>

REVENUE ACCOUNT**Income**

1. Interest and Dividends earned on:		
(a) Mortgages and agreements for sale	\$ 26,433 97	
(b) Collateral loans	1,945 81	
(c) Bonds and debentures	20,700 15	
(d) Dividends on stocks	9,094 00	
(e) Bank deposits	859 41	
(f) Other interest earned	651 22	
		<u>\$ 59,684 56</u>
2. Profit on sale of securities and real estate		14,920 02
3. Profit in guaranteed funds		14,948 71
4. Agency fees and commissions earned		256,037 34
5. All other revenue for the year		18,690 30
Total		<u>\$ 364,280 93</u>

Expenditure

6. Loss on sale of real estate owned		\$ 14 00
7. Amount by which ledger values of assets were written down		7,335 07
8. License fees and taxes other than taxes on real estate:		
(a) Dominion	\$ 29,155 03	
(b) Provincial	8,289 24	
(c) Municipal	6,434 64	
		<u>43,878 91</u>
9. Commission on loans		59 00
10. All other expenses incurred:		
(a) Salaries	\$ 156,324 39	
(b) Directors' and Advisory Committee fees	2,000 00	
(c) Auditors' fees	8,775 16	
(d) Legal fees	1,522 57	
(e) Rents	28,620 00	
(f) Travelling expenses	2,437 70	
(g) Printing and stationery	6,240 02	
(h) Advertising	5,510 70	
(i) Postage, telegrams, telephones and express	4,131 72	
(j) Miscellaneous	21,284 43	
		<u>236,846 69</u>
11. Net profit transferred to Profit and Loss Account		76,147 26
Total		<u>\$ 364,280 93</u>

PROFIT AND LOSS ACCOUNT

1. Balance brought forward from previous year	\$ 91,280 64
2. Amount transferred from Revenue Account	76,147 26
Total	<u>\$ 167,427 90</u>
3. Dividends to shareholders declared during year	\$ 60,000 00
4. Balance of account at 31st December, 1941	107,427 90
Total	<u>\$ 167,427 90</u>

THE CANADA PERMANENT TRUST COMPANY—Continued

MISCELLANEOUS

1. Fidelity Bonds on officers of the Corporation, \$50,000.00 on any one person and covering all members of the staff.
2. Dividends and bonuses declared during year giving (a) dates declared, (b) dates payable, (c) rates:
 - (a) March 12, 1941; (b) April 1, 1941; (c) 1½%.
 - (a) June 4, 1941; (b) July 2, 1941; (c) 1½%.
 - (a) September 10, 1941; (b) October 1, 1941; (c) 1½%.
 - (a) December 3, 1941; (b) January 2, 1942; (c) 1½%.
3. Date appointed for the Annual Meeting—January 30th, 1942.
Date of last Annual Meeting—January 30th, 1941.
4. Amount of mortgage interest permanently capitalized during the year . . . \$ 1,198 28
5. Amount belonging to Estates, Trusts and Agency Funds held on deposit in Canada Permanent Mortgage Corporation 2,129,806 02
6. Amount of Company's own Guaranteed Investment Receipts due and unpaid 5,900 00

CONSTATING INSTRUMENTS

The Canada Permanent Trust Company was incorporated in 1913 by a Special Act of the Parliament of the Dominion of Canada, 3-4 Geo. V, c. 87.

Authorized by Order-in-Council (May 7th, 1913), to carry on business in the Province of Ontario as a Trust Company, pursuant to the provisions of The Loan and Trust Corporations Act, R.S.O. 1927, c. 223.

In 1927 the Company purchased the assets and business of The Brantford Trust Company, which purchase was ratified by Order-in-Council of Ontario, dated 31st day of August, 1927, pursuant to The Loan and Trust Corporations Act.

SCHEDULE B

SUMMARY OF MORTGAGE LOANS AND AGREEMENTS FOR SALE ON REAL ESTATE AS OF 31ST DECEMBER, 1941, CLASSIFIED AS TO PROVINCE

Province	Principal outstanding	Charges outstanding	Interest due and unpaid	Interest accrued	Totals	Amount of interest due and not charged (a) and (b) combined
(a) Those two or more years in arrears. (b) All other.						
	\$ c.	\$ c.	\$ c.	\$ c.	\$ c.	\$ c.
Company Funds						
Ontario (a)	79,558 75					
Ontario (b)	156,421 78	3,848 07	2,229 85	556 55	242,615 00	33,987 06
Oxford Co. (Ont) . . . (b)	35,992 50			487 80	36,480 30	
Brant Co. (Ont) . . . (b)	48,509 77		106 11	424 98	49,040 86	
Manitoba (b)	35,561 85	114 64	820 03	65 14	36,561 66	
British Columbia . . (b)	31,997 28	133 81	237 64	15 50	32,384 23	
New Brunswick . . . (a)	13,491 23			39 00	13,530 23	
Alberta (a)	3,544 63					
Alberta (b)	13,962 37	970 07	597 82	51 25	19,126 14	1,205 75
Saskatchewan (a)	865 42					
Saskatchewan (b)	45,837 19	251 83	894 14	44 83	47,893 41	115 12
Nova Scotia (b)	64,474 14		1,476 74	71 63	66,022 51	
Totals (a)	83,968 80					
Totals (b)	446,248 11	5,318 42	6,362 33	1,756 68	543,654 34	35,307 93
Less Investment Reserved	530,216 91 4327 12				4327 12	
Net Totals	525,889 79	5,318 42	6,362 33	1,756 68	539,327 22	35,307 93
Guaranteed Funds						
Ontario (a)	34,704 01					
Ontario (b)	822,756 91	3,783 40	6,192 73	7,952 37	875,389 42	5,274 46
Total	857,460 92	3,783 40	6,192 73	7,952 37	875,389 42	5,274 46

THE CANADA TRUST COMPANY

Head Office, London, Ontario

OFFICERS

Chairman and President—T. G. MEREDITH, K.C. General Manager—M. AYLSWORTH.
 Vice-President—J. W. HOBBS. Secretary—D. MCEACHERN.
 Treasurer—C. J. CLARKE.

DIRECTORS

T. G. MEREDITH, K.C.	F. P. DAWSON, K.C.	J. J. McHALE.
J. W. HOBBS.	W. H. GARDNER.	J. M. RIDDLE, K.C.
M. AYLSWORTH.	J. F. LAING.	S. J. SMITH.
A. R. BARTLET, K.C.	COL. I. LEONARD, D.S.O.	BRIGADIER A. C. SPENCER.
R. H. CRONYN.	J. E. McCONNELL.	E. A. WILSON.
J. B. DAVIDSON, K.C.	T. W. McFARLAND.	C. J. CLARKE.

Auditors—HENRY BARBER, MAPP AND MAPP, C.A.; GEORGE S. JEWELL, C.A.

CAPITAL

Amount of Capital Stock authorized (11,000 shares of \$100.00 each).....	\$ 1,100,000 00
Amount subscribed.....	1,048,900 00
Amount paid in cash:	
On \$986,900 stock fully called.....	\$ 986,900 00
On \$52,000 stock 25% called.....	13,000 00
On \$10,000 stock 1% called.....	100 00
	1,000,000 00

BALANCE SHEET AS AT 31st DECEMBER, 1941

Assets

Company Funds

1. Book value of real estate held for sale:		
(a) Freehold land (including buildings).....	\$ 179,911 84	
(b) Held under power of sale, etc.....	27,902 97	
		\$ 207,814 81
2. Amount secured by mortgages on real estate including:		
First mortgages.....	\$ 1,123,833 31	
Agreements for sale.....	77,536 51	
		1,201,369 82
<i>(See Schedule B)</i>		
3. Amount of loans secured by stocks, bonds and other collateral:		
Principal.....	\$ 6,126 37	
Interest accrued.....	75 36	
		6,201 73
4. Book value of bonds, debentures and debenture stocks:		
Government and Government Guaranteed:—Dominion and United Kingdom.....		93,626 48
5. Cash on hand.....		18,155 88
6. Cash on deposit with chartered banks in Canada, \$124,344.87; elsewhere, \$16,773.42.....		141,118 29
7. Advances to estates, trusts, etc., under administration.....		115,050 00
		1,783,337 01
Total Company Funds.....		\$ 1,783,337 01

THE CANADA TRUST COMPANY—Continued

Guaranteed Funds

8. Amount secured by mortgages on real estate including:			
First mortgages.....	\$	5,427,219	70
Agreements for sale.....		83,752	92
Interest due.....		66,860	88
Interest accrued.....		84,089	45
			<u>\$ 5,661,922 95</u>
			<i>(See Schedule B)</i>
9. Amount of loans, secured by stocks, bonds and other collateral:			
Principal.....	\$	74,536	98
Interest due.....		101	58
Interest accrued.....		618	44
			<u>75,257 00</u>
10. Book value of bonds, debentures and debenture stocks:			
(a) Government and Government Guaranteed:—Dominion and United Kingdom	\$1,053,283	82	
Interest accrued.....		5,662	89
			<u>\$ 1,058,946 71</u>
(b) Provincial and Provincial Guaranteed... \$	242,316	15	
Interest accrued.....		2,972	21
			<u>245,288 36</u>
(c) Canadian municipalities, school districts and rural telephone companies..... \$	217,991	92	
Interest due.....		10,079	66
			<u>228,071 58</u>
			1,532,306 65
11. Cash on deposit with chartered banks in Canada, \$198,327.29; elsewhere, \$30,838.71.....			<u>229,166 00</u>
Total Guaranteed Funds.....	\$	7,498,652	60

Estates, Trusts and Agency Funds

12. Unrealized assets.....	\$19,953,274	58	
13. Investments.....	7,820,935	75	
14. Cash on hand and in banks.....	1,157,973	81	
			<u>\$28,932,184 14</u>

Summary of Assets

Company Funds.....	\$	1,783,337	01
Guaranteed Funds.....		7,498,652	60
Estates, Trusts and Agency Funds.....		28,932,184	14
			<u>\$38,214,173 75</u>

Liabilities*Company Funds**To the Public:*

1. Taxes other than taxes on real estate.....	\$	59,000	00
2. Dividends to shareholders declared and unpaid.....		30,000	00
3. Provision for Officers Pension Fund.....		22,566	00
Total.....	\$	111,566	00

To the Shareholders:

4. Paid-in capital.....	\$	1,000,000	00
5. Reserve Fund.....		600,000	00
6. Balance of Profit and Loss Account.....		71,771	01
Total.....	\$	1,671,771	01
Total Company Funds.....	\$	1,783,337	01

THE CANADA TRUST COMPANY—Continued*Guaranteed Funds*

7. Trust deposits		\$ 3,083,206 39
8. Specific Guaranteed Funds	\$ 162,000 00	
Interest due and accrued	3,037 50	
		165,037 50
9. General Guaranteed Funds	\$ 4,212,631 54	
Interest due and accrued	37,777 17	
		4,250,408 71
Total Guaranteed Funds		\$ 7,498,652 60

Estates, Trusts and Agency Funds

10. Estates, Trusts and Agencies	\$28,817,134 14	
11. Due to Company Funds	115,050 00	
		\$28,932,184 14

Summary of Liabilities

Company Funds	\$ 1,783,337 01
Guaranteed Funds	7,498,652 60
Estates, Trusts and Agency Funds	28,932,184 14
Grand Total of Liabilities	\$38,214,173 75

REVENUE ACCOUNT**Income**

1. Interest and Dividends earned on:		
(a) Mortgages and agreements for sale	\$ 66,753 16	
(b) Collateral loans	325 79	
(c) Bonds and debentures	5,151 49	
(d) Bank deposits	199 83	
(e) Other interest earned	1,608 95	
		\$ 74,039 22
2. Profit on sale of securities and real estate		1,980 69
3. Profit in guaranteed funds		135,857 33
4. Agency fees and commissions earned		188,487 11
5. All other revenue for the year		17,996 97
Total		\$ 418,361 32

Expenditure

6. License fees and taxes other than taxes on real estate:		
(a) Dominion	\$ 35,542 62	
(b) Provincial	3,694 38	
(c) Municipal	2,785 70	
		42,022 70
7. Commissions on loans and on sale of real estate		17 50
8. Amount transferred to Investment Reserves		20,000 00
9. All other expenses incurred:		
(a) Salaries	\$ 182,848 92	
(b) Directors' and Advisory Committee fees	10,870 83	
(c) Auditors' fees	8,141 91	
(d) Legal fees	569 98	
(e) Rents	35,515 00	
(f) Travelling expenses	2,831 14	
(g) Printing and stationery	3,522 37	
(h) Advertising	7,690 96	
(i) Postage, telegrams, telephones	3,742 37	
(j) Miscellaneous	37,191 87	
		292,925 35
10. Net profit transferred to Profit and Loss Account		63,395 77
Total		\$ 418,361 32

THE CANADA TRUST COMPANY—Continued

PROFIT AND LOSS ACCOUNT

1	Balance brought forward from previous year	\$	68,375 24
2	Amount transferred from Revenue Account		63,395 77
	Total . . .	\$	131,771 01
3	Dividends to shareholders declared during year	\$	60,000 00
4	Balance of account at 31st December, 1941		71,771 01
	Total . . .	\$	131,771 01

MISCELLANEOUS

1	Fidelity Bonds on officers of the Corporation, \$100,000 in case of default of any individual member.		
2	Dividends and bonuses declared during year giving (a) dates declared, (b) dates payable, (c) rates: (a) June 15, 1941; (b) July 2, 1941; (c) 3%. December 15, 1941; (b) January 2, 1942; (c) 3%.		
3	Date appointed for the Annual Meeting—February 11th, 1942. Date of last Annual Meeting—February 12th, 1941.		
4	Amount of interest permanently capitalized during the year	\$	3,542 13
5	Amount of Company's own Guaranteed Investment Receipts and interest thereon, due and unpaid		53,400 00

CONSTATING INSTRUMENTS

1894—57-58 Victoria, Chapter 115, Canada—An Act incorporating The General Trust Corporation of Canada.

1899—62-63 Victoria, Chapter 111, Canada—An Act changing the name of The General Trust Corporation of Canada to The Canada Trust Company and authorizing certain investments of funds other than trust funds, and authorizing an increase of capital subject to certain limitations.

1922—12-13 Geo. V, Chapter 67, Canada—An Act increasing the Company's board of directors from 9 to 21 and authorizing the Company to receive money on deposit.

1930—January 21st—An Order of the Lieutenant-Governor of the Province of Ontario in Council assenting to an agreement for the purchase by The Canada Trust Company of The Consolidated Trusts Corporation.

1938—April 9th. An Order of the Lieutenant-Governor of the Province of Ontario in Council assenting to an agreement for the purchase by The Canada Trust Company of The Community Trusts Corporation.

The powers of the Company are defined by sections of the incorporating Act, which powers are (Section 4) to be deemed subject to the laws of the Province.

THE CANADA TRUST COMPANY—Continued

SCHEDULE B

SUMMARY OF MORTGAGE LOANS AND AGREEMENTS FOR SALE ON REAL ESTATE AS OF
31ST DECEMBER, 1941, CLASSIFIED AS TO PROVINCE

Province (a) Those two or more years in arrears (b) All other	Principal out- standing		Charges out- standing		Interest due and unpaid		Interest accrued		Totals		Amount of interest due and not charged *	
	\$	c.	\$	c.	\$	c.	\$	c.	\$	c.	\$	c.
Company Funds												
Ontario.....(a)	33,923	28	10,438	84	3,253	86	693	91	48,309	89	8,799	71
Ontario.....(b)	747,225	52	496	07	3,632	15	10,104	83	761,458	57		
Quebec.....(a)	17,956	50	2,879	38	590	27	6	85	21,433	00	12,929	00
Quebec.....(b)	107,244	64	720	61	1,744	61	1,423	99	111,133	85		
Saskatchewan.....(a)	56,710	82	4,475	60	3,958	33	6,607	94	71,752	69	23,579	00
Saskatchewan.....(b)	153,605	09	5,161	61			2,331	23	161,097	93		
Alberta.....(a)	109,318	00	8,003	00	33,593	00	5,148	00	156,062	00	11,552	00
Alberta.....(b)	108,002	88	600	59	791	66	5,289	58	114,684	71		
British Columbia.....(b)	41,860	21			113	54	397	94	42,371	69		
Total.....(a)	217,908	60	25,796	82	41,395	46	12,456	70	297,557	58	56,859	71
Total.....(b)	1,157,938	34	6,978	88	6,281	96	19,547	57	1,190,746	75		
Guaranteed Funds												
Ontario.....(a)	237,141	20	72,608	61	22,293	73	4,075	57	336,119	11	95,138	01
Ontario.....(b)	2,719,120	94	27,240	58	7,185	80	42,399	73	2,795,947	05		
Quebec.....(a)	17,850	00	1,294	90	1,258	75	228	27	20,631	92	53,500	00
Quebec.....(b)	2,312,388	74	316	16	35,571	13	35,660	60	2,383,936	63		
British Columbia.....(a)	5,828	20	3,302	01	446	22	74	09	9,650	52	97	00
British Columbia.....(b)	113,400	66	480	62	105	25	1,651	19	115,637	72		
Total.....(a)	260,819	40	77,205	52	23,998	70	4,377	93	366,401	55	148,735	01
Total.....(b)	5,144,910	34	28,037	36	42,862	18	79,711	52	5,295,521	40		
Total Guaranteed Funds.....	5,405,729	74	105,242	88	66,860	88	84,089	45	5,661,922	95	148,735	01
Total Company Funds.....	1,375,846	94	32,775	70	47,677	42	32,004	27	1,488,304	33	56,859	71

* (a) and (b) combined.

CAPITAL TRUST CORPORATION, LIMITED
Head Office, Ottawa, Ontario

OFFICERS

President—T. D'ARCY MCGEE, K.C. Manager—E. L. PARENT.
 Vice-Presidents—ALPH. E. PROVOST; W. J. HUSSEY; Assistant Manager—JAMES J. LYONS
 M. W. HACKETT; C. H. LABARGE.

DIRECTORS

C. H. LABARGE.	J. J. McCANN, M.D., M.P.
A. J. MAJOR.	W. ST. POUPORE.
HON. J. J. DONNELLY.	JAMES E. KENNEDY.
J. J. McFADDEN.	JUDGE JOHN F. MCKINLEY.
COL. D. R. STREET.	M. A. MAHONEY.
W. J. HUSSEY.	COL. A. E. KIRKPATRICK.
E. L. PARENT.	JAMES J. LYONS.
J. A. LABERGE.	ALPH. E. PROVOST.

M. W. HACKETT.

Auditors—EDWARDS, MORGAN & COMPANY

CAPITAL

Amount of Capital Stock authorized (20,000 shares of \$100.00 each)	\$ 2,000,000 00
Amount subscribed	959,200 00
Amount paid in cash:	
On \$873,400.00 stock fully called	\$ 873,400 00
On \$28,800.00 stock (partly paid)	11,955 10
	885,355 10

On 9,022 shares subscribed 8,734 are fully paid and 288 have varying amounts totalling \$11,955.10 paid in on them. 570 subscribed shares have had nothing whatever paid upon them. The Company has not indicated the amount "called" on its shares. It advises that no formal call has ever been made upon its shares.

BALANCE SHEET AS AT 31st DECEMBER, 1941

Assets

Company Funds

1. Office premises	\$ 60,000 00
2. Book value of real estate held for sale:	
(a) Freehold land (including buildings)	\$ 470,565 06
(b) Leasehold land (including buildings)	16,785 90
	487,350 96
3. Amount secured by mortgages on real estate including:	
First mortgages	\$ 173,941 77
Agreements for sale	197,487 56
Interest due	3,401 25
Interest accrued	2,477 20
	377,307 78
	<i>(See Schedule B)</i>
4. Amount of loans secured by stocks, bonds and other collateral:	
Principal	\$ 36,917 22
Interest due	202 19
	37,119 41
5. Book value of bonds, debentures and debenture stocks:	
(a) Government and Government Guaranteed:—Dominion and United Kingdom	\$ 55,912 75
Interest accrued	383 35
	56,296 10
(b) Provincial and Provincial Guaranteed	\$ 70,539 44
Interest accrued	815 00
	71,354 44
(c) Canadian municipalities, school districts and rural telephone companies	\$ 60,960 95
Interest accrued	731 35
	61,692 30
(d) All other bonds	\$ 16,801 45
Interest accrued	71 43
	16,872 88
	206,215 72
6. Cash on hand	24,206 41
7. Cash on deposit with chartered banks in Canada	34,243 91
8. Advances to estates, trusts, etc., under administration	3,150 00
9. Accrued fees and charges for administering estates	500 00
10. All other assets	24,222 68
	Total Company Funds
	\$ 1,254,316 87

CAPITAL TRUST CORPORATION, LIMITED—Continued

Guaranteed Funds

11. Amount secured by mortgages on real estate including:			
First mortgages.....	\$ 3,167,881	16	
Agreements for sale.....	22,563	58	
Interest due.....	29,326	26	
Interest accrued.....	37,455	97	
			\$ 3,257,226 97
(See Schedule B)			
12. Amount of loans secured by stocks, bonds and other collateral:			
Principal.....			7,000 00
13. Book value of bonds, debentures and debenture stocks:			
(a) Government and Government Guaranteed:—Dominion and United Kingdom	\$ 148,302	29	
Interest accrued.....	400	57	
			\$ 148,702 86
(b) Provincial and Provincial Guaranteed... \$	1,607,008	19	
Interest accrued..	11,509	98	
			1,618,518 17
14. Cash on hand.....			1,767,221 03
15. Cash on deposit with chartered banks in Canada, \$296,191.80; elsewhere, \$519.09.....			52,029 17
			296,710 89
Total Guaranteed Funds.....			\$ 5,380,188 06

Estates, Trusts and Agency Funds

16. Unrealized assets.....	\$ 5,271,882	78	
17. Investments.....	3,322,377	14	
18. Cash on hand and in banks.....	246,503	33	
			\$ 8,840,763 25

Summary of Assets

Company Funds.....	\$ 1,254,316	87	
Guaranteed Funds.....	5,380,188	06	
Estates, Trusts and Agency Funds.....	8,840,763	25	
Grand Total of Assets.....	\$15,475,268	18	

Liabilities*Company Funds**To the Public:*

1. Taxes other than taxes on real estate.....	\$	7,296	02
2. Dividends to shareholders declared and unpaid.....		9,440	22
3. Investment reserves.....		167,550	63
4. All other liabilities.....		19,582	76
Total.....	\$	203,869	63

To the Shareholders:

5. Paid-in capital.....	\$	885,355	10
6. Reserve Fund.....		160,000	00
7. Balance of Profit and Loss Account.....		5,092	14
Total.....	\$	1,050,447	24
Total Company Funds.....	\$	1,254,316	87

Guaranteed Funds

8. Trust Savings Accounts.....	\$	1,897,789	85
9. Specific Guaranteed Funds.....	\$ 3,472,396	21	
Interest due and accrued.....	10,002	00	
			\$ 3,482,398 21
Total Guaranteed Funds.....	\$	5,380,188	06

CAPITAL TRUST CORPORATION, LIMITED—Continued*Estates, Trusts and Agency Funds*

10. Estates, Trusts and Agencies.....	\$ 8,837,613 25	
11. Due to Company Funds.....	3,150 00	
		\$ 8,840,763 25

Summary of Liabilities

Company Funds.....	\$ 1,254,316 87
Guaranteed Funds.....	5,380,188 06
Estates, Trusts and Agency Funds.....	8,840,763 25
Grand Total of Liabilities.....	<u>\$15,475,268 18</u>

REVENUE ACCOUNT**Income**

1. Interest and Dividends earned on:		
(a) Mortgages and agreements for sale.....	\$ 16,180 49	
(b) Collateral loans.....	1,949 16	
(c) Bonds and debentures.....	7,640 41	
(d) Other interest earned.....	4,618 96	
		\$ 30,389 02
2. Profit on sale of securities and real estate.....		7,860 40
3. Profit in guaranteed funds.....		72,660 40
4. Agency fees and commissions earned.....		64,681 77
5. All other revenue for the year.....		19,122 39
Total.....		<u>\$ 194,713 98</u>

Expenditure

6. Amount by which ledger values of assets were written down.....	\$ 20,565 87	
7. License fees and taxes other than taxes on real estate:		
(a) Dominion.....	\$ 8,159 86	
(b) Provincial.....	2,295 29	
(c) Municipal.....	2,702 91	
		13,158 06
8. Commissions on loans and on sale of real estate.....		3,949 75
9. All other expenses incurred:		
(a) Salaries.....	\$ 91,653 52	
(b) Directors' and Advisory Committee fees.....	2,590 00	
(c) Auditors' fees.....	2,500 00	
(d) Legal fees.....	3,542 37	
(e) Rents.....	11,877 50	
(f) Travelling expenses.....	1,770 04	
(g) Printing and stationery.....	4,522 09	
(h) Advertising.....	5,640 63	
(i) Postage, telegrams, telephones and express.....	3,565 23	
(j) Miscellaneous.....	18,151 59	
		145,812 97
10. Net profit transferred to Profit and Loss Account.....		11,227 33
Total.....		<u>\$ 194,713 98</u>

CAPITAL TRUST CORPORATION, LIMITED—Continued

PROFIT AND LOSS ACCOUNT

1. Balance brought forward from previous year.....	\$	—36,430	15
2. Amount transferred from Revenue Account.....		11,227	33
3. Additional investment reserve set up by Registrar in previous year's report now returned.....		50,000	00
Total.....	\$	24,797	18
4. Dividends to shareholders declared during year.....	\$	17,705	04
5. Amount transferred to Officers Pension and Retirement Fund payable to Receiver General of Canada.....		2,000	00
6. Balance of account at 31st December, 1941.....		5,092	14
Total.....	\$	24,797	18

MISCELLANEOUS

1. Fidelity Bonds on officers of the Corporation, \$50,000.00.			
2. Dividends and bonuses declared during year giving (a) dates declared, (b) dates payable, (c) rates: (a) January 28, 1941; (b) March 1, 1941; (c) \$1.00 per share. (a) December 18, 1941; (b) March 1, 1942; (c) \$1.00 per share.			
3. Date appointed for the Annual Meeting—February 17th, 1942. Date of last Annual Meeting—February 12th 1941.			
4. Amount of interest permanently capitalized during the year.....	\$	1,530	85
5. Amount belonging to Estates, Trusts and Agency Funds held on deposit in Guaranteed Funds Department.....		117,750	48

CONSTATING INSTRUMENTS

The Capital Trust Corporation, Limited, was incorporated in 1912 by Special Act of the Parliament of Canada (2 Geo. V, c. 81).

Registered on the Trust Companies' register on the 13th day of November, 1913, to transact business in the Province of Ontario, with powers restricted to the provisions of The Loan and Trust Corporations Act.

SCHEDULE B

SUMMARY OF MORTGAGE LOANS AND AGREEMENTS FOR SALE ON REAL ESTATE AS OF 31ST DECEMBER, 1941, CLASSIFIED AS TO PROVINCE

Province	Principal out-standing	Charges out-standing	Interest due and unpaid		Interest accrued		Totals		Amount of interest due and not charged			
			\$	c.	\$	c.	\$	c.	\$	c.	\$	c.
(a) Those two or more years in arrears. (b) All other.												
Company Funds												
Ontario.....(b)	303,828	43	392	14	413	99	2,246	71	306,881	27	11	72
Ontario.....(a)	29,550	00	5,518	57	2,662	99			37,731	56	7,369	11
Quebec.....(b)	29,913	08	108	96	181	57	175	68	27,451	29		
Quebec.....(a)	1,063	80	369	08	142	70			1,575	58	228	66
Saskatchewan.....(b)	3,613	27					54	81	3,668	08		
Guaranteed Funds												
Ontario.....(b)	2,449,650	27	9,648	59	1,446	90	32,568	99	2,493,314	75	212	72
Ontario.....(a)	259,490	50	24,497	31	12,723	95	790	36	297,502	12	44,402	87
Quebec.....(b)	165,391	91	352	04	1,800	59	2,617	29	170,161	83		
Quebec.....(a)	160,171	46	3,161	07	13,354	82			176,687	35	64,017	34
Alberta.....(b)	116,881	59					1,469	47	118,351	06		
Saskatchewan.....(b)	1,200	00					9	86	1,209	86		
Total.....(a)	364,968	58	6,460	75	3,401	25	2,477	20	377,307	78	7,609	49
Total.....(b)	3,152,785	73	37,659	01	29,326	26	37,455	97	3,257,226	97	108,632	93
Total.....	3,517,754	31	44,119	76	32,727	51	39,933	17	3,634,534	75	116,242	32

CHARTERED TRUST AND EXECUTOR COMPANY

Head Office, Toronto, Ontario

OFFICERS

President—ROLPH R. CORSON.

Vice-Presidents—JOHN J. GIBSON, LL.D.

COL. K. R. MARSHALL, C.M.G., D.S.O.

Manager—JOHN J. GIBSON, LL.D.

Secretary—E. W. MCNEILL.

DIRECTORS

ROLPH R. CORSON.

JOHN J. GIBSON, LL.D.

COL. K. R. MARSHALL, C.M.G., D.S.O.

STEWART G. BENNETT.

LIEUT.-COL. JOHN H. CHIPMAN, M.C., V.D.

A. L. ELLSWORTH.

ALEX B. GORDON.

C. G. GREENSHIELDS, K.C.

JOHN D. HAYES.

GORDON C. LEITCH.

J. MAITLAND MACINTOSH, K.C.

J. A. MARTIN.

FRANK McLAUGHLIN.

NORMAN J. McLEAN.

GORDON McMILLAN, K.C.

E. K. REINER.

J. A. SCYTHES.

NORMAN C. UROUHART.

Auditors—ARTHUR J. HARDY; HARVEY A. LEVER, C.A.

CAPITAL

Amount of Capital Stock authorized (25,000 shares of \$100.00 each)	\$ 2,500,000 00
Amount subscribed	1,000,000 00
Amount paid in cash	1,000,000 00

BALANCE SHEET AS AT 31st DECEMBER, 1941

Assets

Company Funds

1. Office premises		\$ 297,346 25
2. Book value of real estate held for sale:		
Freehold land (including buildings)		52,687 47
3. Amount secured by mortgages on real estate including:		
First mortgages	\$ 201,137 13	
Agreements for sale	5,438 04	
Interest due	485 43	
Interest accrued	2,335 48	
		209,396 08

(See Schedule B)

4. Amount of loans secured by stocks, bonds and other collateral:		
Principal	\$ 155,756 47	
Interest due . . . (\$1,665.17)		
Interest accrued	576 91	
		156,333 38
5. Book value of bonds, debentures and debenture stocks:		
(a) Government and Government Guaranteed:—Dominion and United Kingdom	\$ 64,153 52	
Interest accrued	259 39	
		\$ 64,412 91
(b) Provincial and Provincial Guaranteed	\$ 14,772 57	
Interest accrued	231 04	
		15,003 61
(c) Canadian municipalities, school districts and rural telephone companies	\$ 100,690 36	
Interest due . . . (\$9,484.62)		
Interest accrued	1,136 59	
		101,826 95
(d) All other bonds	\$ 268,111 84	
Interest due . . . (\$8,496.25)		
Interest accrued	4,070 77	
		272,182 61
		453,426 08
6. Book value of stocks	\$ 94,124 63	
Accrued dividends thereon	704 54	
		94,829 17

CHARTERED TRUST AND EXECUTOR COMPANY—Continued

7. Cash on hand.....	\$	1,915	00
8. Cash on deposit with chartered banks in Canada, \$97,447.95; elsewhere, \$98.65.....		97,546	60
9. Advances to estates, trusts, etc., under administration.....		49,146	77
10. Accrued fees and charges for administering estates.....		22,294	90
11. All other assets.....		4,874	31
Total Company Funds.....	\$	1,439,796	01

Guaranteed Funds

12. Amount secured by mortgages on real estate including:			
First mortgages.....	\$	569,024	70
Interest due.....		332	79
Interest accrued.....		6,491	17
	\$	575,848	66

(See Schedule B)

13. Amount of loans, secured by stocks, bonds and other collateral:			
Principal.....	\$	549,631	00
Interest accrued.....		2,096	93
		551,727	93
14. Book value of bonds, debentures and debenture stocks:			
(a) Government and Government Guaranteed:—Dominion and United Kingdom.....	\$	1,053,100	24
Interest accrued.....		7,199	27
	\$	1,060,299	51
(b) Provincial and Provincial Guaranteed.....	\$	936,785	75
Interest accrued.....		6,482	13
		943,267	88
(c) Canadian municipalities, school districts and rural telephone companies.....	\$	573,750	60
Interest accrued.....		6,239	84
		579,990	44
(d) All other bonds.....	\$	125,283	94
Interest accrued.....		1,433	52
		126,717	46
		2,710,275	29
15. Cash on hand.....		7,000	00
16. Cash on deposit with chartered banks in Canada.....		1,331,730	18
Total Guaranteed Funds.....	\$	5,176,582	06

Estates, Trusts and Agency Funds

17. Unrealized assets.....	\$	13,476,616	73
18. Investments.....		6,559,065	00
19. Cash on hand and in banks.....		1,427,292	07
	\$	21,462,973	80

Summary of Assets

Company Funds.....	\$	1,439,796	01
Guaranteed Funds.....		5,176,582	06
Estates, Trusts and Agency Funds.....		21,462,973	80
Grand Total of Assets.....	\$	28,079,351	87

Liabilities*Company Funds**To the Public:*

1. Taxes other than taxes on real estate.....	\$	54,271	35
2. Dividends to shareholders declared and unpaid.....		10,000	00
3. Other expenses due and accrued.....		26,801	51
4. All other liabilities.....		9,192	75
	\$	100,265	6

CHARTERED TRUST AND EXECUTOR COMPANY—Continued

To the Shareholders:

5.	Paid-in capital	\$ 1,000,000 00
4.	Reserve Fund	250,000 00
9.	Balance of Profit and Loss Account	89,530 40
	Total	\$ 1,339,530 40
	Total Company Funds	\$ 1,439,796 01

Guaranteed Funds

8.	Trust deposits	\$ 4,199,903 80
9.	Specific Guaranteed Funds	\$ 870,562 25
	Interest due and accrued	620 08
		871,182 33
10.	General Guaranteed Funds	105,495 93
	Total Guaranteed Funds	\$ 5,176,582 06

Estates, Trusts and Agency Funds

11.	Estates	\$ 9,242,240 51
12.	Trusts and Agencies	12,171,586 52
13.	Due to Company Funds	49,146 77
		\$21,462,973 80

Summary of Liabilities

Company Funds	\$ 1,439,796 01
Guaranteed Funds	5,176,582 06
Estates, Trusts and Agency Funds	21,462,973 80
Grand Total of Liabilities	\$28,079,351 87

REVENUE ACCOUNT

Income

1.	Interest and Dividends earned on:	
	(a) Mortgages and agreements for sale	\$ 11,997 27
	(b) Collateral loans	10,278 98
	(c) Bonds and debentures	25,459 91
	(d) Dividends on stocks	4,781 66
	(e) Bank deposits	144 04
	(f) Other interest earned	10,709 35
		\$ 63,371 21
2.	Profit on sale of securities	8,525 86
3.	Amounts recovered on assets previously written down	34,914 09
4.	Profit in guaranteed funds	63,576 09
5.	Agency fees and commissions earned	356,398 67
6.	All other revenue for the year	5,507 53
	Total	\$ 532,293 45

Expenditure

7.	License fees and taxes other than taxes on real estate:	
	(a) Dominion	\$ 44,410 61
	(b) Provincial	7,432 66
	(c) Municipal	6,308 65
		\$ 58,151 92
8.	Commissions on loans and on sale of real estate	55,595 87
9.	Amount transferred to Investment Reserves	43,141 40
10.	Paid on account of goodwill of business acquired by Montreal Branch	5,159 66

CHARTERED TRUST AND EXECUTOR COMPANY—Continued

11. All other expenses incurred:		
(a) Salaries.....	\$	228,591 80
(b) Directors' and Advisory Committee fees.....		5,097 74
(c) Auditors' fees.....		4,750 00
(d) Legal fees.....		1,808 15
(e) Rents.....		7,344 00
(f) Travelling expenses.....		1,974 91
(g) Printing and stationery.....		7,060 91
(h) Advertising.....		5,300 85
(i) Postage, telegrams, telephones and express.....		6,356 14
(j) Maintenance of office premises.....		15,715 29
(k) Miscellaneous.....		33,678 10
	\$	<u>317,677 89</u>
12. Net profit transferred to Profit and Loss Account.....		52,566 71
Total.....	\$	<u><u>532,293 45</u></u>

PROFIT AND LOSS ACCOUNT

1. Balance brought forward from previous year.....	\$	226,963 69
2. Amount transferred from Revenue Account.....		52,566 71
Total.....	\$	<u>279,530 40</u>
3. Dividends to shareholders declared during year.....	\$	40,000 00
4. Amount transferred to Reserve Fund.....		150,000 00
5. Balance of account at 31st December, 1941.....		89,530 40
Total.....	\$	<u><u>279,530 40</u></u>

MISCELLANEOUS

- Fidelity Bonds on officers of the Corporation, \$50,000.00 covering officers and staff.
- Dividends and bonuses declared during year giving (a) dates declared, (b) dates payable, (c) rates:
 - November 21, 1940; (b) January 2, 1941; (c) 1%.
 - January 23, 1941; (b) April 1, 1941; (c) 1%.
 - May 15, 1941; (b) July 2, 1941; (c) 1%.
 - August 21, 1941; (b) October 1, 1941, (c) 1%.
- Date appointed for the Annual Meeting—February 19th, 1942.
Date of last Annual Meeting—February 17th, 1941.
- In the case of any Company whose Stocks, Bonds or Debentures are held by the Corporation either directly or indirectly, if such Company is otherwise indebted to the Corporation upon loans either secured by mortgages or other security, or unsecured, the aggregate amount of such loans is..... \$ 8,430 00
The aggregate amount of instalments of principal in arrears..... 5,530 00
The amount of interest due and unpaid, whether capitalized or not..... 909 80
The amount of interest on such loans taken credit for in the Revenue Account for the year..... 587 40
- Amount of contingent liability not shown as direct debts in the foregoing statement—The Company has a contingent Liability under its Guarantee of Titles to Land given when the Company was issuing Guarantee of Titles. This business was discontinued 26 years ago and no claim has been made during that time, and the outstanding Guarantees of Titles are constantly diminishing in number through expiration. The Liability at the worst is only nominal.
- Amount belonging to Estates, Trusts and Agency Funds held on deposit in Guaranteed Funds Department..... \$ 1,288,451 00

CHARTERED TRUST AND EXECUTOR COMPANY—Continued

CONSTATING INSTRUMENTS

The Company was incorporated by Act of Parliament of Canada, Chap. 162, 4-5 Edward VII, assented to 20th July, 1905, under the name of The Title and Trust Company with powers to carry on a general Trust Company business and also title insurance.

By Act of the Legislature of the Province of Ontario, Chap. 118, 7 Edward VII, 1907, assented to April 20, 1907, the Company was empowered to register under the Ontario Insurance Act and under the Loan Corporation Act of the Province.

April 18th, 1914, Amendment to Charter and by further Act of the Parliament of Canada, Chap. 70, 5 George V, assented to April 8th, 1915, the name of the Company was changed from The Title and Trust Company to Chartered Trust and Executor Company, the business of title insurance having been discontinued.

By further Act of the Parliament of Canada, Chap. 98, 9-10 George V, assented to July 7, 1919, the Company was empowered to acquire the business of any other Company and to sell and dispose of its own business. (The last mentioned Act was preliminary to the acquisition of Guardian Trust Company, Limited.)

By Act of the Parliament of Canada, Chap. 75, 19-20 George V, assented to May 1, 1929, the capital stock of the Company was increased to \$2,500,000.00.

By Act of the Legislature of the Province of Quebec, 25-26, George V, Chapter 150, the Company acquired the business of Quebec Savings and Trust Company on March 23, 1936.

SCHEDULE B

SUMMARY OF MORTGAGE LOANS AND AGREEMENTS FOR SALE ON REAL ESTATE AS OF 31ST DECEMBER, 1941, CLASSIFIED AS TO PROVINCE

Province (a) Those two or more years in arrears. (b) All other.	Principal out- standing		Charges out- standing		Interest due and unpaid		Interest accrued		Totals		Amount of interest due and not charged
	\$	c.	\$	c.	\$	c.	\$	c.	\$	c.	
Company Funds											
Ontario.....(a)	32,300	00							32,300	00	6,165 35
Ontario.....(b)	206,233	74			485	43	2,335	48	209,054	65	1,799 42
Guaranteed Funds											
Ontario.....(b)	569,024	70			332	79	6,491	17	575,848	66	
Total.....(a)	32,300	00							32,300	00	6,165 35
Total.....(b)	775,258	44			818	22	8,826	65	784,903	31	1,799 42
Total.....	807,558	44			818	22	8,826	65	817,203	31	7,964 77

CROWN TRUST COMPANY
Head Office, Montreal, Quebec

OFFICERS

President—R. W. STEELE. Vice-President and Managing Director—IRVING P. REXFORD.
 Vice-President—W. RALPH SALTER, K.C.
 Assistant General Manager—W. HESPELER JACKSON.
 Assistant General Manager and Secretary—JAS. G. MCKAY.

DIRECTORS

R. W. STEELE. W. RALPH SALTER, K.C. F. WILSON FAIRMAN. ARTHUR LYMAN. LT.-COL. W. P. O'BRIEN. MAJ.-GEN. JAS. G. ROSS, C.M.G. ARNOLD WAINWRIGHT, K.C. ARTHUR B. WOOD. R. C. BERKINSHAW.	IRVING P. REXFORD. LT.-COL. GERALD W. BIRKS. W. A. EDEN. J. A. MANN, K.C. JOHN I. RANKIN. DR. JOHN W. ROSS. PERCY R. WALTERS. ARTHUR H. CAMPBELL. H. JASPER HUMPHREY.
---	---

F. J. CAMPBELL.

Auditors—P. S. ROSS & SONS, C.A.

CAPITAL

Amount of Capital Stock authorized (50,000 shares of \$100.00 each).....	\$ 5,000,000 00
Amount subscribed.....	1,000,000 00
Amount paid in cash.....	1,000,000 00

BALANCE SHEET AS AT 31st DECEMBER, 1941

Assets

Company Funds

1. Office premises.....	\$ 394,779 94
2. Book value of real estate held for sale:	
Freehold land (including buildings).....	62,749 49
3. Amount secured by mortgages on real estate including:	
First mortgages.....	\$ 434,822 02
Interest due.....	1,319 85
Interest accrued.....	4,600 64
	440,742 51
(See Schedule B)	
4. Amount of loans secured by stocks, bonds and other collateral:	
Principal.....	4,450 00
5. Book value of bonds, debentures and debenture stocks:	
(a) Government and Government Guaranteed:—Dominion and United Kingdom \$ 109,835 00	
Interest accrued.....	275 00
	\$ 110,110 00
(b) Provincial and Provincial Guaranteed... \$ 123,720 00	
Interest accrued.....	375 00
	124,095 00
	234,205 00
6. Book value of stocks.....	78,173 74
7. Cash on hand.....	37,669 63
8. Cash on deposit with chartered banks in Canada, \$100,657.51; elsewhere, \$7,857.79.....	108,515 30
9. Advances to estates, trusts, etc., under administration.....	101,000 00
10. All other assets.....	17,159 04
Total Company Funds.....	\$ 1,479,444 65

CROWN TRUST COMPANY—Continued

Guaranteed Funds

11. Amount secured by mortgages on real estate including:			
First mortgages.....	\$	259,775	00
Interest due.....		1,135	28
Interest accrued.....		3,254	24
			\$ 264,164 52
12. Amount of loans, secured by stocks, bonds and other collateral:			
Principal.....			487,056 29
13. Book value of bonds, debentures and debenture stocks:			
(a) Government and Government Guaranteed:—Dominion and United Kingdom	\$	228,437	50
Interest accrued.....		1,381	87
			\$ 229,819 37
(b) Provincial and Provincial Guaranteed... \$		344,007	50
Interest accrued.....		1,618	53
			345,626 03
			575,445 40
14. Cash on deposit with chartered banks in Canada.....			139,753 29
Total Guaranteed Funds.....	\$	1,466,419	50

Estates, Trusts and Agency Funds

15. Unrealized assets and investments.....	\$39,358,389	26
16. Cash on hand and in banks.....	524,141	68
	\$39,882,530	94

Summary of Assets

Company Funds.....	\$ 1,479,444	65
Guaranteed Funds.....	1,466,419	50
Estates, Trusts and Agency Funds.....	39,882,530	94
Grand Total of Assets.....	\$42,828,395	09

Liabilities*Company Funds*

<i>To the Public:</i>		
1. Taxes other than taxes on real estate.....	\$	26,415 83
2. Other expenses due and accrued.....		3,372 33
Total.....	\$	29,788 16

To the Shareholders:

3. Paid-in capital.....	\$	1,000,000	00
4. Reserve Fund.....		400,000	00
5. Balance of Profit and Loss Account.....		49,656	49
Total.....	\$	1,449,656	49
Total Company Funds.....	\$	1,479,444	65

Guaranteed Funds

6. Trust deposits.....	\$	1,398,889	50
7. Specific Guaranteed Funds.....		67,530	00
Total Guaranteed Funds.....	\$	1,466,419	50

Estates, Trusts and Agency Funds

8. Estates, Trusts and Agencies.....	\$39,781,530	94
9. Due to Company Funds.....	101,000	00
	\$39,882,530	94

Summary of Liabilities

Company Funds.....	\$ 1,479,444	65
Guaranteed Funds.....	1,466,419	50
Estates, Trusts and Agency Funds.....	39,882,530	94
Grand Total of Liabilities.....	\$42,828,395	09

CROWN TRUST COMPANY—Continued

REVENUE ACCOUNT

Income

1. Rents earned, net—on office premises	\$		935 77
2. Interest and Dividends earned on:			
(a) Mortgages and agreements for sale	\$	21,989 39	
(b) Collateral loans		10,379 68	
(c) Bonds and debentures		8,851 69	
(d) Dividends on stocks		2,775 00	
			43,995 76
3. Profit on sale of securities and real estate			2,235 48
4. Profit in guaranteed funds			31,991 03
5. Agency fees and commissions earned			132,112 19
6. All other revenue for the year			9,039 20
Total	\$		<u>220,309 43</u>

Expenditure

7. Interest incurred	\$		2,263 38
8. Amount by which ledger values of assets were written down			1,962 16
9. License fees and taxes other than taxes on real estate:			
(a) Dominion	\$	25,790 83	
(b) Provincial		6,591 95	
(c) Municipal		1,566 08	
			33,948 86
10. All other expenses incurred:			
(a) Salaries	\$	82,874 17	
(b) Directors' and Advisory Committee fees		4,830 00	
(c) Auditors' fees		2,250 00	
(d) Legal fees		150 00	
(e) Rents		1,800 00	
(f) Travelling expenses		1,576 30	
(g) Printing and stationery		5,192 79	
(h) Advertising		7,346 46	
(i) Postage, telegrams, telephones and express		3,324 79	
(j) Maintenance of office premises		14,730 32	
(k) Miscellaneous		17,207 71	
			141,282 54
11. Net profit transferred to Profit and Loss Account			40,852 49
Total	\$		<u>220,309 43</u>

PROFIT AND LOSS ACCOUNT

1. Balance brought forward from previous year	\$	48,804 00
2. Amount transferred from Revenue Account		40,852 49
Total	\$	<u>89,656 49</u>
3. Dividends to shareholders declared during year	\$	40,000 00
4. Balance of account at 31st December, 1941		49,656 49
Total	\$	<u>89,656 49</u>

MISCELLANEOUS

- Fidelity Bonds on officers of the Corporation, \$196,000.00.
- Dividends and bonuses declared during year giving (a) dates declared, (b) dates payable, (c) rates:
 - March 31, 1941; (c) 1%.
 - June 30, 1941; (c) 1%.
 - September 30, 1941; (c) 1%.
 - December 31, 1941; (c) 1%.

CROWN TRUST COMPANY—Continued

- 3. Date appointed for the Annual Meeting—January 27th, 1942.
Date of last Annual Meeting—January 28th, 1941.
- 4. Amount belonging to Estates, Trusts and Agency Funds held on deposit in
Guaranteed Funds Department.....\$ 44,470 55

CONSTATING INSTRUMENTS

Incorporated in 1909 by an Act of the Province of Quebec, Chapter 118. Amendments in 1920, Chapter 129, and in 1929, Chapter 105. Province of Ontario Crown Trust Company Act, 1931. Granted registry in Ontario, 6th January, 1937.

The company has a deposit in the Province of Ontario amounting to \$200,000.00. Order-in-Council assented to 16th January, 1937.

SCHEDULE B

SUMMARY OF MORTGAGE LOANS AND AGREEMENTS FOR SALE ON REAL ESTATE AS AT 31ST DECEMBER, 1941, CLASSIFIED AS TO PROVINCE

Province (a) Those two or more years in arrears. (b) All other.	Principal out- standing		Charges out- standing		Interest due and unpaid		Interest accrued		Totals		Amount of interest due and not charged	
	\$	c.	\$	c.	\$	c.	\$	c.	\$	c.	\$	c.
Company Funds												
Quebec.....(a)	19,000	00			193	91			19,193	91	3,465	83
Quebec.....(b)	415,822	02			1,125	94	4,600	64	421,548	60	717	68
Guaranteed Funds												
Quebec.....(a)	4,500	00							4,500	00	1,778	46
Quebec.....(b)	255,275	00			1,135	28	3,254	24	259,664	52	297	36
Total.....(a)	23,500	00			193	91			23,693	91	5,244	29
Total.....(b)	671,097	02			2,261	22	7,854	88	681,213	12	1,015	04
Total.....	694,597	02			2,455	13	7,854	88	704,907	03	6,259	33

THE EASTERN TRUST COMPANY

Head Office, Halifax, Nova Scotia

OFFICERS

President—HON. F. B. McCURDY, P.C.
 Vice-Presidents—T. F. TOBIN, K.C.
 F. P. STARR.

Manager and Secretary—F. H. M. JONES.

DIRECTORS

HON. F. B. McCURDY, P.C.
 T. F. TOBIN, K.C.
 F. P. STARR.
 R. G. BEAZLEY.
 A. KIRK CAMERON.
 ALEX J. CAMPBELL, K.C.
 ALVIN L. CHIPMAN.
 ALBERT S. FRASER.
 J. W. GODFREY, K.C.
 HENRY HAGUE, K.C.

COL. D. H. McDUGALL.
 JOHN C. MACKEEN.
 JOHN MACNEIL, K.C.
 HON. C. W. ROBINSON, K.C.
 HON. W. D. ROSS.
 H. R. SILVER.
 D. C. SINCLAIR, K.C.
 C. B. SMITH, K.C.
 C. W. STAIRS.
 J. H. WINFIELD.

Auditors—JOHNSON, SMITH & COMPANY, Halifax, Nova Scotia.

CAPITAL

Amount of Capital Stock authorized (10,000 shares of \$100.00 each).....	\$ 1,000,000 00
Amount subscribed.....	1,000,000 00
Amount paid in cash.....	1,000,000 00

BALANCE SHEET AS AT 31st DECEMBER, 1941

Assets

Company Funds

1. Office premises.....		\$ 91,500 00
2. Book value of real estate held for sale:		
Freehold land (including buildings).....		44,893 92
3. Amount secured by mortgages on real estate including:		
First mortgages.....	\$ 478,254 44	
Interest due.....	1,489 84	
Interest accrued.....	4,079 99	
		483,824 27
	<i>(See Schedule B)</i>	
4. Amount of loans secured by stocks, bonds and other collateral:		
Principal.....		91,137 77
5. Book value of bonds, debentures and debenture stocks:		
(a) Government and Government Guaranteed:—Dominion and United Kingdom \$ 184,619 14		
Interest accrued.....	913 91	
		185,533 05
(b) Provincial and Provincial Guaranteed... \$ 15,610 00		
Interest accrued.....	151 40	
		15,761 40
(c) Canadian municipalities, school districts and rural telephone companies..... \$ 144,963 48		
Interest accrued.....	2,553 30	
		147,516 78
(d) All other bonds..... \$ 122,813 00		
Interest accrued.....	1,950 85	
		124,763 85
		473,575 08
6. Book value of stocks.....		78,314 52
7. Cash on deposit with chartered banks in Canada, \$57,928 24; elsewhere, \$12,405.96.....		70,334 22
8. Advances to estates, trusts, etc., under administration.....		140,846 21
		473,575 08
Total Company Funds.....		\$ 1,474,425 99

THE EASTERN TRUST COMPANY—Continued

Guaranteed Funds

9. Amount secured by mortgages on real estate including:			
First mortgages.....	\$	1,597,513	75
Interest due.....		2,239	05
Interest accrued.....		7,846	62
			<u>\$ 1,607,599 42</u>
(See Schedule B)			
10. Amount of loans, secured by stocks, bonds and other collateral:			
Principal.....	\$	934,685	90
Interest accrued.....		327	95
			<u>935,013 85</u>
11. Book value of bonds, debentures and debenture stocks:			
(a) Government and Government Guaranteed:—Dominion and United Kingdom	\$	881,164	55
Interest accrued.....		2,920	06
			<u>\$ 884,084 61</u>
(b) Provincial and Provincial Guaranteed.....	\$	602,492	25
Interest accrued.....		2,285	22
			<u>604,777 47</u>
(c) Canadian municipalities, school districts and rural telephone companies.....	\$	839,018	44
Interest accrued.....		6,674	81
			<u>845,693 25</u>
(d) All other bonds.....	\$	1,074,495	80
Interest accrued.....		7,140	39
			<u>1,081,636 19</u>
			<u>3,416,191 52</u>
12. Cash on deposit with chartered banks in Canada, \$128,328.97; elsewhere, \$27,024.20.....			<u>155,353 17</u>
Total Guaranteed Funds.....	\$	6,114,157	96

Estates, Trusts and Agency Funds

13. Unrealized assets.....	\$	4,318,531	46
14. Investments.....		52,335,767	16
15. Cash on hand and in banks.....		745,505	00
			<u>\$57,399,803 62</u>

Summary of Assets

Company Funds.....	\$	1,474,425	99
Guaranteed Funds.....		6,114,157	96
Estates, Trusts and Agency Funds.....		57,399,803	62
Grand Total of Assets.....			<u><u>\$64,988,387 57</u></u>

Liabilities*Company Funds**To the Public:*

1. Taxes other than taxes on real estate.....	\$	77,476	65
2. Dividends to shareholders declared and unpaid.....		20,000	00
Total.....	\$	97,476	65

To the Shareholders:

3. Paid-in capital.....	\$	1,000,000	00
4. Reserve Fund.....		350,000	00
5. Balance of Profit and Loss Account.....		26,949	34
Total.....	\$	1,376,949	34
Total Company Funds.....	\$	1,474,425	99

THE EASTERN TRUST COMPANY—Continued

Guaranteed Funds

6. Trust deposits.....	\$ 911,224 60
7. General Guaranteed Funds.....	5,202,933 36
Total Guaranteed Funds.....	<u>\$ 6,114,157 96</u>

Estates, Trusts and Agency Funds

8. Estates, Trusts and Agencies.....	\$57,258,957 41
9. Due to Company Funds.....	140,846 21
	<u>\$57,399,803 62</u>

Summary of Liabilities

Company Funds.....	\$ 1,474,425 99
Guaranteed Funds.....	6,114,157 96
Estates, Trusts and Agency Funds.....	57,399,803 62
Grand Total of Liabilities.....	<u><u>\$64,988,387 57</u></u>

REVENUE ACCOUNT

Income

1. Interest and Dividends earned on:		
(a) Mortgages and agreements for sale.....	\$ 27,258 00	
(b) Collateral loans.....	4,432 44	
(c) Bonds and debentures.....	19,562 67	
(d) Dividends on stocks.....	3,973 95	
(e) Other interest earned.....	2,841 52	
	<u>\$</u>	58,068 58
2. Profit on sale of securities and real estate.....		448 52
3. Profit in guaranteed funds.....		80,846 24
4. Agency fees and commissions earned.....		237,719 92
5. All other revenue for the year.....		5,919 76
Total.....	<u>\$</u>	<u><u>383,003 02</u></u>

Expenditure

6. Amount by which ledger values of assets were written down.....	\$	9,455 15
7. License fees and taxes other than taxes on real estate:		
(a) Dominion.....	\$ 41,491 18	
(b) Provincial.....	11,792 07	
(c) Municipal.....	3,519 99	
(d) Newfoundland.....	6,294 80	
	<u></u>	63,098 04
8. All other expenses incurred:		
(a) Salaries.....	\$ 144,699 61	
(b) Directors' and Advisory Committee fees.....	11,855 00	
(c) Auditors' fees.....	3,887 00	
(d) Legal fees.....	298 00	
(e) Rents.....	22,944 90	
(f) Travelling expenses.....	3,875 35	
(g) Printing and stationery.....	4,622 97	
(h) Advertising.....	8,616 58	
(i) Postage, telegrams, telephones and express.....	5,857 16	
(j) Miscellaneous.....	23,494 01	
	<u></u>	230,150 58
9. Net profit transferred to Profit and Loss Account.....		80,299 25
Total.....	<u>\$</u>	<u><u>383,003 02</u></u>

THE EASTERN TRUST COMPANY—Continued

PROFIT AND LOSS ACCOUNT

1. Balance brought forward from previous year.....	\$	26,650 09
2. Amount transferred from Revenue Account.....		80,299 25
Total.....	\$	106,949 34
3. Dividends to shareholders declared during year.....	\$	80,000 00
4. Balance of account at 31st December, 1941.....		26,949 34
Total.....	\$	106,949 34

MISCELLANEOUS

1. Fidelity Bonds on officers of the Corporation, \$200,000.00.
2. Dividends and bonuses declared during year giving (a) dates declared, (b) dates payable, (c) rates:
 - (a) December 4, 1940; (b) January 2, 1941; (c) 2%.
 - (a) March 5, 1941; (b) April 1, 1941; (c) 2%.
 - (a) June 4, 1941; (b) July 2, 1941; (c) 2%.
 - (a) September 3, 1941; (b) October 1, 1941; (c) 2%.
3. Date appointed for the Annual Meeting—February 17th, 1942.
Date of last Annual Meeting—February 11th, 1941.
4. Amount belonging to Estates, Trusts and Agency Funds held on deposit in Guaranteed Funds Department..... \$ 405,748 37

CONSTATING INSTRUMENTS

Incorporated in 1893 by Act of the Parliament of Canada, 56 Vic., C. 84. Amendments in 1899, 62-63 Vic., c. 110, and in 1908, 7-8 Ed. VII, c. 103. Commenced business in 1893. Granted registry in Ontario, 1st November, 1936.

SCHEDULE B

SUMMARY OF MORTGAGE LOANS AND AGREEMENTS FOR SALE ON REAL ESTATE AS OF 31ST DECEMBER, 1941, CLASSIFIED AS TO PROVINCE

Province (a) Those two or more years in arrears. (b) All other.	Principal outstanding		Charges outstanding		Interest due and unpaid		Interest accrued		Totals		Amount of interest due and not charged	
	\$	c.	\$	c.	\$	c.	\$	c.	\$	c.	\$	c.
Company Funds												
Nova Scotia..... (b)	365,963	04			1,081	10	3,086	19	370,130	33		
New Brunswick... (b)	61,583	06			11	35	398	49	61,992	90		
Prince Edward Is.. (b)	26,334	34			219	57	198	00	26,751	91		
Quebec..... (b)	24,375	00			177	82	397	31	24,950	13		
	478,255	44			1,489	84	4,079	99	483,825	27		
Guaranteed Funds												
Nova Scotia..... (b)	896,927	65			1,557	43	3,657	19	902,142	27		
New Brunswick... (b)	226,286	00					1,733	30	228,019	30		
Prince Edward Is.. (b)	58,588	99			385	74	216	43	59,191	16		
Quebec..... (b)	161,000	00			128	75	1,382	62	162,511	37		
Ontario..... (b)	5,850	00					96	97	5,946	97		
Newfoundland.... (b)	248,861	11			167	13	760	11	249,788	35		
	1,597,513	75			2,239	05	7,846	62	1,607,599	42		
Grand Total..	2,075,769	19			3,728	89	11,926	61	2,091,424	69	Nil	

THE GREY AND BRUCE TRUST AND SAVINGS COMPANY

Head Office, Owen Sound, Ontario

OFFICERS

President—C. A. FLEMING, F.C.A.

Manager—O. E. MANNING.

Vice-Presidents—W. S. MIDDLEBRO, K.C.
JAMES GARDNER.

Secretary-Treasurer—W. M. TELFORD.

DIRECTORS

E. N. COOPER.
DR. A. L. DANARD.
GEO. D. FLEMING.
J. G. FRASER.

DR. R. HOWEY.
O. E. MANNING.
G. D. MCLAUCHLAN.
JOHN G. LIND.

DR. G. H. HOLMES.

Auditors—C. L. VANWYCK; JAS. H. VANOVERBEEK.

CAPITAL

Amount of Capital Stock authorized (20,000 shares of \$50.00 each).....	\$ 1,000,000 00
Amount subscribed.....	544,700 00
Amount paid in cash.....	544,700 00

BALANCE SHEET AS AT 31st DECEMBER, 1941

Assets

Company Funds

1. Office premises.....	\$ 32,368 29
2. Book value of real estate held for sale: Freehold land (including buildings).....	133,871 58
3. Amount secured by mortgages on real estate including:	
First mortgages.....	\$ 266,399 22
Agreements for sale.....	61,765 31
Interest due.....	7,705 37
Interest accrued.....	3,088 63
	<hr/> 338,958 53

(See Schedule B)

4. Amount of loans secured by stocks, bonds and other collateral: (There is included in the collateral \$25,650.00 of the Company's own stock upon which \$25,650.00 has been paid.)		
Principal.....	\$ 34,380 54	
Interest accrued.....	445 66	
	<hr/> 34,826 20	
5. Book value of bonds, debentures and debenture stocks:		
(a) Government and Government Guaranteed:—Dominion and United Kingdom	\$ 10,482 75	
Interest accrued.....	14 43	
	<hr/> \$ 10,497 18	
(b) Canadian municipalities, school districts and rural telephone companies.....	\$ 40,016 87	
Interest accrued.....	512 41	
	<hr/> 40,529 28	
(c) All other bonds.....	\$ 73,795 20	
Interest accrued.....	612 50	
	<hr/> 74,407 70	
6. Book value of stocks.....	125,434 16	
7. Cash on hand.....	18,898 00	
8. Cash on deposit with chartered banks in Canada.....	5,090 17	
9. Owing from guaranteed funds.....	17,932 99	
10. Advances to estates, trusts, etc., under administration.....	45,488 91	
11. All other assets.....	3,587 04	
	<hr/> 10,087 79	
Total Company Funds.....	\$ 766,543 66	

THE GREY AND BRUCE TRUST AND SAVINGS COMPANY—Continued

Guaranteed Funds

12. Amount secured by mortgages on real estate including:			
First mortgages.....	\$	927,983	68
Agreements for sale.....		34,639	97
Interest due.....		3,961	57
Interest accrued.....		12,086	47
			\$ 978,671 69
		<i>(See Schedule B)</i>	
13. Book value of bonds, debentures and debenture stocks:			
(a) Government and Government Guaranteed:—Dominion and United Kingdom	\$	803,589	29
Interest accrued.....		4,088	99
			\$ 807,678 28
(b) Provincial and Provincial Guaranteed... \$	850,633	12	
Interest accrued.....		31,691	52
			882,324 64
(c) Canadian municipalities, school districts and rural telephone companies..... \$	165,407	27	
Interest accrued.....		2,885	40
			168,292 67
(d) All other bonds..... \$	172,687	87	
Interest accrued.....		2,772	62
			175,460 49
			2,033,756 08
14. Book value of stocks.....			56,944 40
15. Cash on hand.....			15,000 00
16. Cash on deposit with chartered banks in Canada, \$200,074.48; elsewhere, \$69,583.37.....			269,657 85
Total Guaranteed Funds.....	\$	3,354,030	02

Estates, Trusts and Agency Funds

17. Unrealized assets.....	\$	1,494,749	74
18. Investments.....		107,216	56
18. Cash on hand and in banks.....		105,357	55
			\$ 1,707,323 85

Summary of Assets

Company Funds.....	\$	766,543	66
Guaranteed Funds.....		3,354,030	02
Estates, Trusts and Agency Funds.....		1,707,323	85
Grand Total of Assets.....	\$	5,827,897	53

Liabilities*Company Funds**To the Public*

1. Taxes other than taxes on real estate.....	\$	17,398	69
2. Investment reserves.....		121,389	65
3. All other liabilities.....		87	50
Total.....	\$	138,875	84

To the Shareholders:

4. Paid-in capital.....	\$	544,700	00
5. Reserve Fund.....		75,000	00
6. General Contingency Reserve.....		7,967	82
Total.....	\$	627,667	82
Total Company Funds.....	\$	766,543	66

THE GREY AND BRUCE TRUST AND SAVINGS COMPANY—Continued*Guaranteed Funds*

7. Trust deposits		\$ 1,359,483 28
8. General Guaranteed Funds	\$ 1,931,123 93	
Interest due and accrued	17,933 90	
		1,949,057 83
9. Due to Company Funds		45,488 91
Total Guaranteed Funds		\$ 3,354,030 02

Estates, Trusts and Agency Funds

10. Estates	\$ 1,144,191 32	
11. Trusts and Agencies	559,545 49	
17. Due to Company Funds	3,587 04	
		\$ 1,707,323 85

Summary of Liabilities

Company Funds	\$ 766,543 66
Guaranteed Funds	3,354,030 02
Estates, Trusts and Agency Funds	1,707,323 85
Grand Total of Liabilities	\$ 5,827,897 53

REVENUE ACCOUNT**Income**

1. Interest and Dividends earned on:		
(a) Mortgages and agreements for sale	\$ 14,830 76	
(b) Collateral loans	1,990 36	
(c) Bonds, debentures and dividends on stocks	4,562 36	
		\$ 21,383 48
2. Profit on sale of securities and real estate		524 63
3. Profit in guaranteed funds		44,604 23
4. Agency fees and commissions earned		11,323 38
5. All other revenue for the year		5,721 80
Total		\$ 83,557 52

Expenditure

6. Interest incurred	\$ 191 80	
7. License fees and taxes other than taxes on real estate:		
Dominion	17,817 11	
8. Commissions on loans and on sale of real estate	375 95	
9. Amount transferred to Investment Reserves	13,911 79	
10. All other expenses incurred:		
(a) Salaries	\$ 18,444 85	
(b) Directors' and Advisory Committee fees	1,291 00	
(c) Auditors' fees	550 00	
(d) Travelling expenses	1,202 08	
(e) Printing and stationery	1,217 02	
(f) Advertising	3,396 03	
(g) Postage, telegrams, telephones and express	1,827 88	
(h) Commission on sale of G. I. Certificates	1,675 99	
(j) Maintenance of office premises	492 96	
(j) Miscellaneous	2,120 20	
		32,218 01
11. Net profit transferred to Profit and Loss Account		19,042 86
Total		\$ 83,557 52

THE GREY AND BRUCE TRUST AND SAVINGS COMPANY—Continued

PROFIT AND LOSS ACCOUNT

1. Balance brought forward from previous year.....	Nil
2. Amount transferred from Revenue Account.....	19,042 86
3. Amount transferred from General Contingency Reserve.....	8,192 14
Total.....	\$ 27,235 00
4. Dividends to shareholders declared during year.....	\$ 27,235 00
5. Balance of account at 31st December, 1941.....	Nil
Total.....	\$ 27,235 00

MISCELLANEOUS

1. Fidelity Bonds on officers of the Corporation, \$33,000.00.	
2. Dividends and bonuses declared during year giving (a) dates declared, (b) dates payable, (c) rates:	
(a) February 24, 1941; (b) March 20, 1941; (c) 1% plus $\frac{1}{4}$ of 1% bonus.	
(a) June 13, 1941; (b) June 20, 1941; (c) 1% plus $\frac{1}{4}$ of 1% bonus.	
(a) September 8, 1941; (b) September 20, 1941; (c) 1% plus $\frac{1}{4}$ of 1% bonus.	
(a) November 24, 1941; (b) December 20, 1941; (c) 1% plus $\frac{1}{4}$ of 1% bonus.	
3. Date appointed for the Annual Meeting—February 17th, 1942. Date of last Annual Meeting—February 24th, 1941.	
4. Amount belonging to Estates, Trusts and Agency Funds held on deposit in Guaranteed Funds Department.....	\$ 99,545 27
5. Amount of Company's own Guaranteed Investment Receipts and interest thereon, due and unpaid.....	5,960 85

CONSTATING INSTRUMENTS

The Grey and Bruce Trust and Savings Company, cited 16 Geo. V (1926), c. 123. This Act confirms the amalgamation of The Grey and Bruce Loan Company and The Owen Sound Loan and Savings Company, and constitutes the amalgamated corporation a new corporation under the name of The Grey and Bruce Trust and Savings Company, with Head Office in the City of Owen Sound, and empowers the new corporation to carry on the business of a trust company under The Loan and Trust Corporations Act.

The Grey and Bruce Loan Company was incorporated under The Buildings Societies Act, R.S.O. 1887, c. 169, as a permanent building society under the name of The Owen Sound, Grey, and Bruce Loan and Savings Company, by declaration filed with the Clerk of the Peace for the County of Grey, May 10th, 1889. The corporate name was by Order-in-Council of Ontario, September 15th, 1897, changed to The Grey and Bruce Loan Company.

The Owen Sound Loan and Savings Company was incorporated under The Building Societies Act, R.S.O. 1887, c. 169, by declaration filed with the Clerk of the Peace for the County of Grey on the 1st April, 1889.

The date of incorporation of The Grey and Bruce Trust and Savings Company being April 8th, 1926.

SCHEDULE B

SUMMARY OF MORTGAGE LOANS AND AGREEMENTS FOR SALE ON REAL ESTATE AS OF 31ST DECEMBER, 1941, CLASSIFIED AS TO PROVINCE

Province (a) Those two or more years in arrears. (b) All other.	Principal out- standing		Charges out- standing		Interest due and unpaid		Interest accrued		Totals		Amount of interest due and not charged	
	\$	c.	\$	c.	\$	c.	\$	c.	\$	c.	\$	c.
Company Funds												
Ontario..... (a)	21,985	60	3,904	57	1,945	69			27,835	86		
Ontario..... (b)	301,920	63	353	73	5,759	68	3,088	63	311,122	67		
Guaranteed Funds												
Ontario..... (b)	962,548	22	75	43	3,961	57	12,086	47	978,671	69		
Total..... (a)	21,985	60	3,904	57	1,945	69			27,835	86		
Total..... (b)	1,264,468	85	429	16	9,721	25	15,175	10	1,289,794	36		
Grand Total..	1,286,454	45	4,333	73	11,666	94	15,175	10	1,317,630	22		Nil

GUARANTY TRUST COMPANY OF CANADA

Head Office, Windsor, Ontario

OFFICERS

President—E. BLAKE WINTER.
 Vice-Presidents—J. WILSON BERRY.
 F. H. LESLIE.
 ROBERT MAISEY.
 E. M. PROCTOR, B.A.Sc.

General-Manager—J. WILSON BERRY.
 Secretary—J. A. THOMPSON.
 Treasurer—EDWARD T. BERRY.

DIRECTORS

E. BLAKE WINTER.
 E. M. PROCTOR, B.A.Sc.
 F. A. HOUGH, K.C.
 J. M. HAYES.
 L. A. LANDRIAU, K.C.
 LOUIS BLAKE DUFF.

A. F. HEALY.
 J. WILSON BERRY.
 ROBERT MAISEY.
 E. C. KENNING, K.C.
 G. G. ROBINSON.
 FRANK H. LESLIE

GEORGE B. SNYDER, M.D.

Auditors—BROKENSHERE SCARFF & COMPANY

CAPITAL

Amount of Capital Stock authorized (5,000 shares of \$100.00 each).....	\$	500,000 00
Amount subscribed.....		500,000 00
Amount paid in cash.....		300,000 00

BALANCE SHEET AS AT 31st DECEMBER, 1941

Assets

Company Funds

1. Office premises.....		\$ 21,283 31
2. Amount secured by mortgages on real estate including:		
First mortgages.....	\$ 81,004 57	
Agreements for sale.....	48,257 09	
Interest accrued.....	977 06	
		130,238 72

(See Schedule B)

3. Book value of bonds, debentures and debenture stocks:		
(a) Government and Government Guaranteed:—Dominion and United Kingdom	\$ 16,804 50	
Interest accrued.....	272 15	
		17,076 65
(b) Provincial and Provincial Guaranteed... \$	23,033 00	
Interest accrued.....	183 66	
		23,216 66
(c) Canadian municipalities, school districts and rural telephone companies... \$	137,854 41	
Interest accrued.....	1,787 05	
		139,641 46
(d) All other bonds..... \$	28,770 00	
Interest accrued.....	213 13	
		28,983 13
4. Cash on hand.....		208,917 90
5. Cash on deposit with chartered banks in Canada.....		7,063 15
6. Advances to estates, trusts, etc., under administration.....		17,260 10
7. Accrued fees and charges for administering estates.....		2,500 00
8. All other assets.....		3,609 02
		7,544 83
Total Company Funds.....	\$	398,417 03

GUARANTY TRUST COMPANY OF CANADA—Continued

Guaranteed Funds

9	Amount secured by mortgages on real estate including:			
	First mortgages.....	\$	226,669 95	
	Agreements for sale.....		31,661 12	
	Interest due.....		14 85	
	Interest accrued.....		2,613 58	
			<u> </u>	\$ 260,959 50
				(See Schedule B)
10.	Amount of loans, secured by stocks, bonds and other collateral:			
	Principal.....	\$	136,189 99	
	Interest accrued.....		16 72	
			<u> </u>	136,206 71
11.	Book value of bonds, debentures and debenture stocks:			
	(a) Government and Government Guaranteed:—Dominion and United Kingdom	\$	593,756 75	
	Interest accrued.....		3,234 42	
			<u> </u>	\$ 596,991 17
	(b) Provincial and Provincial Guaranteed.....	\$	288,456 00	
	Interest accrued.....		2,851 35	
			<u> </u>	291,307 35
	(c) Canadian municipalities, school districts and rural telephone companies.....	\$	199,507 34	
	Interest accrued.....		3,554 68	
			<u> </u>	203,062 02
	(d) All other bonds.....	\$	17,425 00	
	Interest accrued.....		71 57	
			<u> </u>	17,496 57
				1,108,857 11
12.	Cash on hand.....			14,660 70
13.	Cash on deposit with chartered banks in Canada.....			292,140 00
				<u> </u>
	Total Guaranteed Funds.....	\$		1,812,824 02

Estates, Trusts and Agency Funds

14.	Unrealized assets.....	\$	8,984,333 92	
15.	Investments.....		462,687 63	
16.	Cash on hand and in banks.....		386,533 97	
			<u> </u>	\$ 9,833,555 52

Summary of Assets

Company Funds.....	\$	398,417 03
Guaranteed Funds.....		1,812,824 02
Estates, Trusts and Agency Funds.....		9,833,555 52
		<u> </u>
Grand Total of Assets.....	\$	12,044,796 57

Liabilities*Company Funds**To the Public:*

1.	Taxes other than taxes on real estate.....	\$	9,735 50
2.	Dividends to shareholders declared and unpaid.....		3,750 00
3.	Investment reserves.....		11,000 00
			<u> </u>
	Total.....	\$	24,485 50

To the Shareholders:

4.	Paid-in capital.....	\$	300,000 00
5.	Reserve Fund.....		50,000 00
6.	Balance of Profit and Loss Account.....		23,931 53
			<u> </u>
	Total.....	\$	373,931 53
	Total Company Funds.....	\$	398,417 03

GUARANTY TRUST COMPANY OF CANADA—Continued

Guaranteed Funds

7. Trust deposits		\$ 1,133,553 00
8. General Guaranteed Funds	\$ 673,011 30	
Interest due and accrued	6,259 72	
		679,271 02
Total Guaranteed Funds		\$ 1,812,824 02

Estates, Trusts and Agency Funds

9. Estates	\$ 4,285,839 59	
10. Trusts and Agencies	5,545,215 93	
11. Due to Company Funds	2,500 00	
		\$ 9,833,555 52

Summary of Liabilities

Company Funds	\$ 398,417 03
Guaranteed Funds	1,812,824 02
Estates, Trusts and Agency Funds	9,833,555 52
Grand Total of Liabilities	\$12,044,796 57

REVENUE ACCOUNT

Income

1. Rents earned, net—on office premises		\$ 1,003 05
2. Interest and Dividends earned on:		
(a) Mortgages and agreements for sale	\$ 6,284 61	
(b) Collateral loans	513 06	
(c) Bonds and debentures	9,624 30	
		16,421 97
3. Profit on sale of securities and real estate		3,782 20
4. Profit in guaranteed funds		20,442 09
5. Agency fees and commissions earned		73,094 28
6. All other revenue for the year		1,752 25
Total		\$ 116,495 84

Expenditure

7. Interest incurred		\$ 641 65
8. License fees and taxes other than taxes on real estate:		
(a) Dominion	\$ 9,879 28	
(b) Provincial	326 00	
(c) Municipal	1,747 79	
		11,953 07
9. All other expenses incurred:		
(a) Salaries	\$ 49,054 77	
(b) Directors' and Advisory Committee fees	830 00	
(c) Auditors' fees	1,000 00	
(d) Legal fees	1,519 86	
(e) Rents	9,199 96	
(f) Travelling expenses	2,101 95	
(g) Printing and stationery	3,860 95	
(h) Advertising	4,681 60	
(i) Postage, telegrams, telephones and express	3,235 43	
(j) Commission on sale of G. I. Certificates	872 32	
(k) Miscellaneous	9,249 82	
		85,606 66
10. Net profit transferred to Profit and Loss Account		18,294 46
Total		\$ 116,495 84

GUARANTY TRUST COMPANY OF CANADA—Continued

PROFIT AND LOSS ACCOUNT

1. Balance brought forward from previous year.	\$	20,637 07
2. Amount transferred from Revenue Account		18,294 46
Total.	\$	38,931 53
3. Dividends to shareholders declared during year.	\$	15,000 00
4. Balance of account at 31st December, 1941		23,931 53
Total.	\$	38,931 53

MISCELLANEOUS

1. Fidelity Bonds on officers of the Corporation, \$25,000.00.
2. Dividends and bonuses declared during year giving (a) dates declared, (b) dates payable, (c) rates:
 - (a) March 1, 1941; (b) April 15, 1941; (c) 1¼% being at the rate of 5% per annum.
 - (a) July 5, 1941; (b) July 15, 1941; (c) 1¼% being at the rate of 5% per annum.
 - (a) September 26, 1941; (b) October 15, 1941; (c) 1¼% being at the rate of 5% per annum.
 - (a) November 29, 1941; (b) January 15, 1942; (c) 1¼% being at the rate of 5% per annum.
3. Date appointed for the Annual Meeting—Fourth Thursday in January.
Date of last Annual Meeting—January 22nd, 1942.
4. Amount belonging to Estates, Trusts and Agency Funds held on deposit in
Guaranteed Funds Department. \$ 130,533 87

CONSTATING INSTRUMENTS

Incorporated on the 12th of June, 1925, by Special Act of Parliament of Dominion of Canada; registered as a Trust Company in Ontario, 13th day of May, 1926.

SCHEDULE B

SUMMARY OF MORTGAGE LOANS AND AGREEMENTS FOR SALE ON REAL ESTATE AS OF 31ST DECEMBER, 1941, CLASSIFIED AS TO PROVINCE

Province	Principal out-standing	Charges out-standing	Interest due and unpaid	Interest accrued	Totals	Amount of interest due and not charged
(a) Those two or more years in arrears.						
(b) All other.						
Company Funds	\$ c.	\$ c.	\$ c.	\$ c.	\$ c.	\$ c.
Ontario. (b)	134,261 66	977 06	135,238 72
Guaranteed Funds						
Ontario. (b)	258,331 07	14 85	2,613 58	260,959 50
Total. (b)	392,592 73	14 85	3,590 64	396,198 22	Nil

THE GUELPH TRUST COMPANY

Head Office, Guelph, Ontario

OFFICERS

President—J. R. HOWITT, K.C.
 1st Vice-President—J. M. PURCELL.
 2nd Vice-President—J. Jas. Shaw.

Managing Director and
 Secretary-Treasurer—J. M. PURCELL.

DIRECTORS

J. R. HOWITT, K.C.	J. M. PURCELL.
J. JAS. SHAW.	JOHN R. PHIN.
JOHN ARMSTRONG.	G. ALEX FORBES.
H. O. HOWITT, M.D.	R. FORBES AULD.

Auditors—J. F. SCULLY, C.A.; N. J. WHITE, C.A.

CAPITAL

Amount of Capital Stock authorized (20,000 shares of \$50.00 each).....	\$ 1,000,000 00
Amount subscribed.....	391,500 00
Amount paid in cash:	
On \$258,000 stock fully called.....	\$ 258,000 00
On \$133,500 stock 33 $\frac{1}{3}$ % called.....	44,500 49
	302,500 49

BALANCE SHEET AS AT 31st DECEMBER, 1941

Assets

Company Funds

1. Amount secured by mortgages on real estate including:			
First mortgages.....	\$ 384,055 85		
Interest due.....	1,440 36		
Interest accrued.....	4,702 88		
		\$ 390,199 09	
			<i>(See Schedule B)</i>
2. Book value of bonds and debentures:			
(a) Government:—Dominion.....	\$ 95,896 06		
Interest accrued.....	332 57		
		\$ 96,228 63	
(b) Provincial.....	\$ 19,808 36		
Interest accrued.....	188 59		
		19,996 95	
(c) Other bonds.....	\$ 8,182 52		
Interest accrued.....	151 37		
		8,333 89	
			124,559 47
3. Cash on hand.....			4,826 84
4. Cash on deposit with chartered banks in Canada.....			33,104 50
5. Owing from guaranteed funds.....			3,389 30
6. Advances to estates, trusts, etc., under administration.....			3,000 00
			Total Company Funds.....
			\$ 559,079 20

Guaranteed Funds

7. Amount secured by mortgages on real estate including:			
First mortgages.....	\$ 392,917 37		
Interest due.....	254 82		
Interest accrued.....	5,863 73		
		\$ 399,035 92	
			<i>(See Schedule B)</i>
8. Book value of bonds and debentures:			
(a) Government:—Dominion.....	\$ 99,536 05		
Interest accrued.....	193 75		
		\$ 99,729 80	
(b) Provincial and Provincial Guaranteed.....	\$ 4,935 00		
Interest accrued.....	20 49		
		4,955 49	
			104,685 29
9. Cash on hand.....			451 33
10. Cash on deposit with chartered banks in Canada.....			15,661 62
			Total Guaranteed Funds.....
			\$ 519,834 16

THE GUELPH TRUST COMPANY—Continued

Estates, Trusts and Agency Funds

11. Unrealized assets.....	\$ 2,128,310 83	
12. Investments.....	\$ 2,390,895 00	
13. Cash on hand and in banks.....	353,811 10	
		\$ 4,873,016 93

Summary of Assets

Company Funds.....	\$ 559,079 20
Guaranteed Funds.....	519,834 16
Estates, Trusts and Agency Funds.....	4,873,016 93
Grand Total of Assets.....	\$ 5,951,930 29

Liabilities*Company Funds**To the Public:*

1. Reserved for Government Taxes.....	\$ 18,000 00
2. Dividends to shareholders declared and unpaid.....	7,562 52
Total.....	\$ 25,562 52

To the Shareholders:

3. Paid-in capital.....	\$ 302,500 49
4. Reserve Fund.....	151,000 00
5. Balance of Profit and Loss Account.....	80,016 19
Total.....	\$ 533,516 68
Total Company Funds.....	\$ 559,079 20

Guaranteed Funds

6. Specific Guaranteed Funds.....	\$ 10,491 09	
Interest due and accrued.....	182 61	
		10,673 70
7. General Guaranteed Funds.....	\$ 497,610 03	
Interest due and accrued.....	8,161 13	
		505,771 16
8. Due to Company Funds.....		3,389 30
Total Guaranteed Funds.....	\$ 519,834 16	

Estates, Trusts and Agency Funds

9. Estates.....	\$ 2,500,032 35	
10. Trusts and Agencies.....	2,369,984 58	
11. Due to Company Funds.....	3,000 00	
		\$ 4,873,016 93

Summary of Liabilities

Company Funds.....	\$ 559,079 20
Guaranteed Funds.....	519,834 16
Estates, Trusts and Agency Funds.....	4,873,016 93
Grand Total of Liabilities.....	\$ 5,951,930 29

THE GUELPH TRUST COMPANY—Continued

REVENUE ACCOUNT

Income

1. Interest and Dividends earned on:			
(a) Mortgages and agreements for sale.....	\$	26,171	28
(b) Bonds and debentures.....		3,164	88
(c) Bank deposits.....		3	88
		<u> </u>	<u> </u>
	\$	29,340	04
2. Profit in guaranteed funds.....		7,978	29
3. Agency fees and commissions earned.....		15,389	55
4. All other revenue for the year.....		1,444	63
		<u> </u>	<u> </u>
Total.....	\$	54,152	51

Expenditure

5. License fees and taxes other than taxes on real estate:			
(a) Dominion.....	\$	17,260	55
(b) Provincial.....		2,476	58
(c) Municipal.....		239	05
		<u> </u>	<u> </u>
	\$	19,976	18
6. All other expenses incurred:			
(a) Salaries.....	\$	2,400	00
(b) Legal fees.....		12	00
(c) Rents and office services.....		6,000	00
(d) Travelling expenses.....		628	90
(e) Printing and stationery.....		843	40
(f) Advertising.....		310	96
(g) Postage, telegrams, telephones and express.....		304	87
(h) Miscellaneous.....		240	75
		<u> </u>	<u> </u>
		10,740	88
7. Net profit transferred to Profit and Loss Account.....		23,435	45
		<u> </u>	<u> </u>
Total.....	\$	54,152	51

PROFIT AND LOSS ACCOUNT

1. Balance brought forward from previous year.....	\$	71,705	78
2. Amount transferred from Revenue Account.....		23,435	45
		<u> </u>	<u> </u>
Total.....	\$	95,141	23
3. Dividends to shareholders declared during year.....	\$	15,125	04
4. Balance at credit of account at 31st December, 1941.....		80,016	19
		<u> </u>	<u> </u>
Total.....	\$	95,141	23

MISCELLANEOUS

1. Fidelity Bonds on officers of the Corporation, \$49,000.00.		
2. Dividends and bonuses declared during year giving (a) dates declared, (b) dates payable, (c) rates:		
(a) June 13, 1941; (b) July 2, 1941; (c) 2½%.		
(a) December 5, 1941; (b) January 2, 1942; (c) 2½%.		
3. Date appointed for the Annual Meeting—February 25th, 1942. Date of last Annual Meeting—February 26th, 1941.		
4. Amount of interest permanently capitalized during the year.....	\$	96 05
5. Amount of Company's own Guaranteed Investment Receipts and interest thereon, due and unpaid.....		7,531 21

THE GUELPH TRUST COMPANY—Continued

CONSTATING INSTRUMENTS

Incorporated on the 26th day of May, 1917, by letters Patent of Ontario, issued under The Loan and Trust Corporations Act, R.S.O. 1927, chap. 223.

SCHEDULE B

SUMMARY OF MORTGAGE LOANS AND AGREEMENTS FOR SALE ON REAL ESTATE AS OF 31ST DECEMBER, 1941, CLASSIFIED AS TO PROVINCE

Province (a) Those two or more years in arrears. (b) All other.	Principal out- standing		Charges out- standing		Interest due and unpaid		Interest accrued		Totals		Amount of interest due and not charged	
	\$	c.	\$	c.	\$	c.	\$	c.	\$	c.	\$	c.
Company Funds												
Ontario.....(a)	28,100	00	78	05	70	32	28,882	37
Ontario.....(b)	370,017	07	45	45	1,523	67	371,586	19
Saskatchewan.....(a)	54,111	83	1,789	77	3,209	56	4,702	88	63,814	04
Saskatchewan.....(b)	21,015	50	35	00	2	81	21,053	31
Totals.....	473,244	40	1,948	27	5,440	36	4,702	88	485,335	91	Nil
Guaranteed Funds												
Ontario.....(b)	392,902	37	15	00	254	82	5,863	73	399,035	92	Nil

THE INDUSTRIAL MORTGAGE AND TRUST COMPANY

Head Office, Sarnia, Ontario

OFFICERS

President—JOHN COWAN, K.C.

Manager and Secretary Treasurer—W. R. PAUL.

Vice-Presidents—JOHN H. ANDERSON.
WILLIAM J. SKINNER.

DIRECTORS

JOHN COWAN, K.C.
WILLIAM J. SKINNER.
ALEXANDER R. MCKAY.
MALCOLM MCGUGAN.

JOHN H. ANDERSON.
W. R. PAUL.
HOMER J. LOCKHART.
CHARLES HARDY.

THOMAS F. MCCORMACK.

Auditors—G. D. CAMPBELL, F.C.A.; T. E. LAWLESS, F.C.A.
(of Campbell, Lawless, Parker and Black, C.A.)

CAPITAL

Amount of Capital Stock authorized (20,000 shares of \$50.00 each).....	\$ 1,000,000 00
Amount subscribed.....	635,000 00
Amount paid in cash.....	635,000 00

BALANCE SHEET AS AT 31st DECEMBER, 1941

Assets

Company Funds

1. Office premises.....		\$ 35,600 00
2. Book value of real estate held for sale:		
(a) Freehold land (including buildings).....	\$ 107,540 56	
(b) Held under power of sale, etc.....	58,819 89	
		166,360 45
3. Amount secured by mortgages on real estate including:		
First mortgages.....	\$ 283,895 52	
Agreements for sale.....	343,765 20	
Interest due.....	157 44	
Interest accrued.....	419 67	
		628,237 83

(See Schedule B)

4. Amount of loans secured by stocks, bonds and other collateral: (There is included in the collateral \$60,450.00 of the Company's own stock upon which \$60,450.00 has been paid.)		
Principal.....	\$ 92,482 69	
Interest due.....	1,765 69	
Interest accrued.....	315 26	
		94,563 64
5. Book value of bonds, debentures and debenture stocks:		
(a) Provincial and Provincial Guaranteed... \$ 10,050 00		
Interest due..... 1,350 00		
		11,400 00
(b) Canadian municipalities, school districts and rural telephone companies.....	4,992 77	
		16,392 77
6. Cash on hand.....		4,501 93
7. Cash on deposit with chartered banks in Canada.....		26,955 81
8. Owing from guaranteed funds.....		50,000 00
9. Advances to estates, trusts, etc., under administration.....		15,095 70
10. All other assets.....		3,469 96
		\$ 1,041,178 09

THE INDUSTRIAL MORTGAGE AND TRUST COMPANY—Continued

Guaranteed Funds

11. Amount secured by mortgages on real estate including:			
First mortgages.....	\$	1,748,495	47
Interest due.....		16,058	10
Interest accrued.....		27,623	71
			\$ 1,792,177 28

(See Schedule B)

12. Book value of bonds, debentures and debenture stocks:			
(a) Government and Government Guaranteed:—Dominion and United Kingdom	\$	453,560	16
Interest accrued.....		2,539	55
			\$ 456,099 71
(b) Provincial and Provincial Guaranteed.....	\$	534,020	16
Interest due.....		11,344	78
Interest accrued.....		4,449	34
			549,814 28
(c) Canadian municipalities, school districts and rural telephone companies.....	\$	213,795	73
Interest accrued.....		2,288	57
			216,084 30
(d) All other bonds.....	\$	63,095	50
Interest accrued.....		229	05
			63,324 55
			1,285,322 84
13. Book value of stocks.....			264,842 05
14. Cash on hand.....			11,092 56
15. Cash on deposit with chartered banks in Canada.....			146,673 31
16. All other assets.....			167,000 00
Total Guaranteed Funds.....			\$ 3,667,108 04

Estates, Trusts and Agency Funds

16. Unrealized assets.....	\$	890,753	96
17. Investments.....		166,202	44
18. Cash on hand and in banks.....		28,079	09
			\$ 1,085,035 49

Summary of Assets

Company Funds.....	\$	1,041,178	09
Guaranteed Funds.....		3,667,108	04
Estates, Trusts and Agency Funds.....		1,085,035	49
Grand Total of Assets.....		\$ 5,793,321	62

Liabilities*Company Funds**To the Public:*

1. Taxes other than taxes on real estate.....	\$	26,309	28
2. Dividends to shareholders declared and unpaid.....		12,700	00
3. Investment reserves.....		85,000	00
Total.....		\$ 124,009	28

To the Shareholders:

4. Paid-in capital.....	\$	635,000	00
5. Reserve Fund.....		250,000	00
6. Balance of Profit and Loss Account.....		32,168	81
Total.....		\$ 917,168	81
Total Company Funds.....		\$ 1,041,178	09

THE INDUSTRIAL MORTGAGE AND TRUST COMPANY—Continued

Guaranteed Funds

7. Trust deposits		\$ 1,206,786 94
8. General Guaranteed Funds	\$ 2,371,738 15	
Interest due and accrued	38,582 95	
		2,410,321 10
9. Due to Company Funds		50,000 00
Total Guaranteed Funds		\$ 3,667,108 04

Estates, Trusts and Agency Funds

10. Estates	\$ 451,060 27	
11. Trusts and Agencies	618,879 52	
12. Due to Company Funds	15,095 70	
		\$ 1,085,035 49

Summary of Liabilities

Company Funds	\$ 1,041,178 09
Guaranteed Funds	3,667,108 04
Estates, Trusts and Agency Funds	1,085,035 49
Grand Total of Liabilities	\$ 5,793,321 62

REVENUE ACCOUNT

Income

1. Interest and Dividends earned on:		
(a) Mortgages and agreements for sale	\$ 28,191 30	
(b) Collateral loans	4,832 05	
(c) Bonds and debentures	250 00	
(d) Bank deposits	118 16	
(e) Other interest earned	539 50	
		\$ 33,931 01
2. Profit in guaranteed funds		65,544 71
3. Agency fees and commissions earned		4,897 29
5. All other revenue for the year		728 67
Total		\$ 105,101 68

Expenditure

6. Interest incurred		\$ 464 43
7. License fees and taxes other than taxes on real estate:		
(a) Dominion	\$ 24,623 30	
(b) Provincial	2,795 79	
(c) Municipal	496 96	
		27,916 05
8. Commissions on loans and on sale of real estate		1,646 14
9. Amount transferred to Investment Reserves		12,000 00
10. All other expenses incurred:		
(a) Salaries	\$ 20,172 85	
(b) Directors' and Advisory Committee fees	1,350 00	
(c) Auditors' fees	2,039 10	
(d) Legal fees	119 09	
(e) Rents	367 50	
(f) Travelling expenses	1,201 35	
(g) Printing and stationery	1,830 68	
(h) Advertising	419 54	
(i) Postage, telegrams, telephones and express	949 69	
(j) Maintenance of office premises	1,500 97	
(k) Miscellaneous	5,853 48	
		35,804 25
11. Net profit transferred to Profit and Loss Account		27,270 81
Total		\$ 105,101 68

THE INDUSTRIAL MORTGAGE AND TRUST COMPANY—Continued

PROFIT AND LOSS ACCOUNT

1. Balance brought forward from previous year.....	\$	30,298 00
2. Amount transferred from Revenue Account.....		27,270 81
Total.....	\$	57,568 81
3. Dividends to shareholders declared during year.....	\$	25,400 00
4. Balance of account at 31st December, 1941.....		32,168 81
Total.....	\$	57,568 81

MISCELLANEOUS

1. Fidelity Bonds on officers of the Corporation, \$20,000.00.		
2. Dividends and bonuses declared during year giving (a) dates declared, (b) dates payable, (c) rates: (a) April 24, 1941; (b) July 2, 1941; (c) 2%. (a) November 5, 1941; (b) January 2, 1942; (c) 2%.		
3. Date appointed for the Annual Meeting—First Tuesday in February. Date of last Annual Meeting—February 3, 1942.		
4. Amount of interest permanently capitalized during the year.....	\$	130 00
5. Amount belonging to Estates, Trusts and Agency Funds held on deposit in Guaranteed Funds Department.....		4,482 41
6. Amount of Company's own Guaranteed Investment Receipts and interest thereon, due and unpaid.....	\$	7,614 83

CONSTATING INSTRUMENTS

Incorporated under The Building Societies Act, R.S.O. 1887, c. 169, by declaration filed with the Clerk of the Peace for the County of Lambton, 20th August, 1889.

By Order-in-Council approved March 6th, 1907, pursuant to the provisions of Section 4 (6), cap. 27, 63 Victoria, the authorized capital stock of the Company was increased from \$500,000.00 to \$1,000,000.00.

By 18 George V, Chapter 112, the Company was given Trust Company powers and its name changed to The Industrial Mortgage and Trust Company.

By 24 George V, Chapter 79, the Company assumed the liabilities and purchased under agreement the business, assets, etc., of The East Lambton Farmers' Loan and Savings Company.

The lending and borrowing powers are governed by The Loan and Trust Corporations Act R.S.O. 1937, c. 257.

By Order-in-Council approved 22nd April, 1936, the Lieutenant Governor assented to The Industrial Mortgage and Trust Company assuming the liabilities and purchase under agreement dated 24th December, 1935, of the business, assets, etc., of The Crown Savings and Loan Company.

THE INDUSTRIAL MORTGAGE AND TRUST COMPANY—Continued

SCHEDULE B

SUMMARY OF MORTGAGE LOANS AND AGREEMENTS FOR SALE ON REAL ESTATE AS OF 31ST DECEMBER, 1941, CLASSIFIED AS TO PROVINCE

Province (a) Those two or more years in arrears. (b) All other.	Principal out- standing	Charges out- standing	Interest due and unpaid	Interest accrued	Totals	Amount of interest due and not charged
	\$ c.	\$ c.	\$ c.	\$ c.	\$ c.	\$ c.
Company Funds						
Ontario.....(a)	57,806 45	1,092 77	1,746 66		60,645 88	14,353 20
Ontario.....(b)	414,507 96	2,120 46	1,212 49	419 67	418,260 58	
Total.....	472,314 41	3,213 23	2,959 15	419 67	478,906 46	14,353 20
Saskatchewan....(a)	78,247 99	660 35			78,908 34	20,024 25
Saskatchewan....(b)	66,996 66	172 28			67,168 94	
Total.....	145,244 65	832 63			146,077 28	20,024 25
Alberta.....(a)	24,384 99	307 58			24,692 57	7,372 35
Alberta.....(b)	22,196 32	2,254 00			24,450 32	
Total.....	46,581 31	2,561 58			49,142 89	7,372 35
Total Company Funds.....	664,140 37	6,607 44	2,959 15	419 67	674,126 63	41,749 80
Guaranteed Funds						
Ontario.....(a)	129,519 95	560 95	6,945 67		137,026 57	26,275 02
Ontario.....(b)	1,558,549 65	4,024 03	14,881 30	27,623 71	1,605,078 69	
Total.....	1,688,069 60	4,584 98	21,826 97	27,623 71	1,742,105 26	26,275 02
Saskatchewan....(a)	17,517 34	119 60			17,636 94	7,247 25
Saskatchewan....(b)	69,732 50	121 05			69,853 55	
Total.....	87,249 84	240 65			87,490 49	7,247 25
Alberta.....(a)	7,700 51	62 07			7,762 58	2,414 60
Alberta.....(b)	11,278 77				11,278 77	
Total.....	18,979 28	62 07			19,041 35	2,414 60
Total Guaranteed Funds.....	1,794,298 72	4,887 70	21,826 97	27,623 71	1,848,637 10	35,936 87
Total.....(a)	315,177 23	2,803 32	8,692 33		326,672 88	77,686 67
Total.....(b)	2,143,261 86	8,691 82	16,093 79	28,043 38	2,196,090 85	
Grand Total.....	2,458,439 09	11,495 14	24,786 12	28,043 38	2,522,763 73	77,686 67

THE LAMBTON TRUST COMPANY, LIMITED

Head Office, Sarnia, Ontario

OFFICERS

President—NORMAN S. GURD, K.C.

Acting-Manager and

Vice-President—COL. ROBERT MACKENZIE.

Secretary-Treasurer—S. A. HYDE.

DIRECTORS

A. G. MINIELLY.

C. H. BELTON.

A. J. JOHNSTON.

R. M. E. MCDIARMID.

W. H. KENNY.

ORRIE CROWE.

N. S. GURD, K.C.

COL. ROBERT MACKENZIE.

Auditors—G. D. CAMPBELL, F.C.A.; T. E. LAWLESS, F.C.A.
(of Campbell, Lawless, Parker and Black)

CAPITAL

Amount of Capital Stock authorized (20,000 shares of \$50.00 each).....	\$ 1,000,000 00
Amount subscribed.....	314,850 00
Amount paid in cash.....	314,850 00

BALANCE SHEET AS AT 31st DECEMBER, 1941**Assets***Company Funds*

1. Book value of real estate held for sale:			
Freehold land (including buildings).....	\$		2,707 15
2. Amount secured by mortgages on real estate including:			
First mortgages.....	\$	245,837 46	
Agreements for sale.....		11,252 57	
Interest due.....		1,445 72	
Interest accrued.....		4,863 00	
			263,398 75
			(See Schedule B)
3. Book value of bonds, debentures and debenture stocks:			
(a) Government and Government Guaranteed:—Dominion and United Kingdom	\$	57,433 99	
Interest accrued.....		372 00	
	\$	57,805 99	
(b) Provincial and Provincial Guaranteed.....	\$	65,987 23	
Interest accrued.....		456 00	
		66,443 23	
(c) Canadian municipalities, school districts and rural telephone companies.....		1,953 49	
			126,202 71
4. Cash on deposit with chartered banks in Canada.....			15,948 84
Total Company Funds.....	\$		408,257 45

Estates, Trusts and Agency Funds

5. Unrealized assets.....	\$	415,026 33	
6. Investments.....		80,629 41	
7. Cash on hand and in banks.....		25,273 98	
	\$		520,929 72

Summary of Assets

Company Funds.....	\$	408,257 45
Estates, Trusts and Agency Funds.....		520,929 72
Grand Total of Assets.....	\$	929,187 17

THE LAMBTON TRUST COMPANY, LIMITED—Continued

Liabilities

Company Funds

To the Public:

1. Taxes other than taxes on real estate	\$	8,287	71
2. Investment reserves		20,000	00
Total	\$	28,287	71

To the Shareholders:

3. Paid-in capital	\$	314,850	00
4. Reserve Fund		50,000	00
5. Balance of Profit and Loss Account		15,119	74
Total	\$	379,969	74
Total Company Funds	\$	408,257	45

Estates, Trusts and Agency Funds

6. Estates	\$	93,221	10
7. Trusts and Agencies		427,708	62
	\$	520,929	72

Summary of Liabilities

Company Funds	\$	408,257	45
Estates, Trusts and Agency Funds		520,929	72
Grand Total of Liabilities	\$	929,187	17

REVENUE ACCOUNT

Income

1. Interest and Dividends earned on:			
(a) Mortgages and agreements for sale	\$	17,374	07
(b) Bonds and debentures		3,971	29
	\$	21,345	36
2. Profit on sale of securities and real estate		1,165	00
3. Agency fees and commissions earned		2,332	99
Total	\$	24,843	35

Expenditure

4. Loss on sale of securities and real estate owned	\$	722	42
5. License fees and taxes other than taxes on real estate:			
(a) Dominion	\$	8,148	29
(b) Provincial		928	64
		9,076	93
6. All other expenses incurred:			
(a) Salaries	\$	1,100	00
(b) Directors' and Advisory Committee fees		350	00
(c) Auditors' fees		300	00
(d) Rents and general office expenses		2,100	00
(e) Travelling expenses		66	14
(f) Printing and stationery		124	86
(g) Advertising		49	74
(h) Miscellaneous		244	48
		4,335	22
7. Net profit transferred to Profit and Loss Account		10,708	78
Total	\$	24,843	35

THE LAMBTON TRUST COMPANY, LIMITED—Continued

PROFIT AND LOSS ACCOUNT

1. Balance brought forward from previous year.....	\$ 17,004 96
2. Amount transferred from Revenue Account.....	10,708 78
Total.....	\$ 27,713 74
3. Dividends to shareholders declared during year.....	\$ 12,594 00
4. Balance of account at 31st December, 1941.....	15,119 74
Total.....	\$ 27,713 74

MISCELLANEOUS

1. Fidelity Bonds on officers of the Corporation, \$40,000.00.
2. Dividends and bonuses declared during year giving (a) dates declared, (b) dates payable, (c) rates:
(a) December 8, 1941; (b) December 31, 1941; (c) 4%.
3. Date appointed for the Annual Meeting—January 28th, 1942.
Date of last Annual Meeting—January 22nd, 1941.

CONSTATING INSTRUMENTS

Incorporated on the 26th day of April, 1928, by Letters Patent of Ontario, issued under The Loan and Trust Corporations Act, R.S.O. 1927, Chapter 223. Registered as a Trust Company in Ontario, May 15th, 1928.

SCHEDULE B

SUMMARY OF MORTGAGE LOANS AND AGREEMENTS FOR SALE ON REAL ESTATE AS OF 31ST DECEMBER, 1941, CLASSIFIED AS TO PROVINCE

Province (a) Those two or more years in arrears. (b) All other.	Principal out- standing		Charges out- standing		Interest due and unpaid		Interest accrued		Totals		Amount of interest due and not charged	
	\$	c.	\$	c.	\$	c.	\$	c.	\$	c.		\$
Company Funds												
Ontario.....(a)	10,850	00	106	84	576	01	112	00	11,644	85	1,670	00
Ontario.....(b)	245,792	79	340	40	869	71	4,751	00	251,753	90		
Total.....	256,642	79	447	24	1,445	72	4,863	00	263,398	75	1,670	00

THE LONDON AND WESTERN TRUSTS COMPANY, LIMITED

Head Office, Toronto, Ontario

OFFICERS

President—RT. HON. ARTHUR MEIGHEN, K.C., P.C.
 Vice-Presidents—G. H. AIKINS, K.C.
 GEO. C. GUNN.
 RAY LAWSON.
 H. R. MACMILLAN.
 RONALD HARRIS.

Manager—THOMAS F. WALKER.
 Secretary—M. W. L. MURRAY.
 Treasurer—J. GODWIN.

DIRECTORS

G. H. AIKINS, K.C.
 W. H. CARTER.
 W. L. DUFFIELD.
 W. GRANT FISHER.
 ROBERT E. GRASS, K.C.
 RONALD HARRIS.
 RAY LAWSON.
 A. MCPHERSON.
 J. MCCLARY MOORE.
 NORMAN C. PEARCE.
 SIGMUND SAMUEL.
 J. GORDON THOMPSON.

G. MONTEGU BLACK.
 BRIG.-GEN. J. A. CLARK.
 GORDON FARRELL.
 DAVID H. GIBSON.
 GEORGE C. GUNN.
 LT.-COL. G. INGRAM.
 H. R. MACMILLAN.
 RT. HON. ARTHUR MEIGHEN, K.C., P.C.
 JOHN S. MOORE.
 PHILIP POCOCK.
 COLONEL J. E. SMALLMAN.
 EDWIN TOMLIN.

J. WATSON YOUNGE.

Auditors— W. D. GLENDINNING, F.C.A., Toronto, Ont.; A. G. CALDER, F.C.A., London, Ont.

CAPITAL

Amount of Capital Stock authorized (50,000 shares of \$100.00 each)	\$ 5,000,000 00
Amount subscribed	1,213,700 00
Amount paid in cash	1,213,700 00

BALANCE SHEET AS AT 31st DECEMBER, 1941

Assets

<i>Company Funds</i>	
1. Office premises	\$ 179,866 29
2. Book value of real estate held for sale:	
(a) Freehold land (including buildings)	\$ 386,848 44
(b) Held under power of sale, etc.	41,538 92
	428,387 36
3. Amount secured by mortgages on real estate including:	
First mortgages	\$ 151,465 86
Second and subsequent mortgages	8,319 71
Agreements for sale	266,684 92
Interest due	2,738 33
Interest accrued	1,609 10
	430,817 92
<i>(See Schedule B)</i>	
4. Amount of loans secured by stocks, bonds and other collateral:	
Principal	\$ 38,257 32
Interest due	535 41
Interest accrued	180 46
	38,973 19
5. Book value of bonds, debentures and debenture stocks:	
(a) Government and Government Guaranteed:—Dominion and United Kingdom	\$ 141,999 50
Interest accrued	766 33
	\$ 142,765 83
(b) Provincial and Provincial Guaranteed	\$ 56,530 95
Interest accrued	1,140 80
	57,671 75
	200,437 58
6. Book value of stocks	5,420 00
7. Cash on hand	800 00
8. Cash on deposit with chartered banks in Canada	117,203 08
9. Owing from guaranteed funds	16,761 17
10. Advances to estates, trusts, etc., under administration	147,858 77
11. All other assets	56,304 33
Total Company Funds	\$ 1,622,829 69

THE LONDON AND WESTERN TRUSTS COMPANY, LIMITED—Continued

Guaranteed Funds

12. Amount secured by mortgages on real estate including:			
First mortgages.....	\$	1,623,839	20
Second and subsequent mortgages.....		24,821	10
Agreements for sale.....		9,000	00
Interest due.....		12,998	21
Interest accrued.....		17,971	65
			\$ 1,688,630 16
			(See Schedule B)
13. Amount of loans, secured by stocks, bonds and other collateral:			
Principal.....	\$	33,210	29
Interest accrued.....		364	11
			33,574 40
14. Book value of bonds, debentures and debenture stocks:			
(a) Government and Government Guaranteed:—Dominion and United Kingdom	\$	612,607	50
Interest accrued.....		2,592	53
			\$ 615,200 03
(b) Provincial and Provincial Guaranteed... \$		152,831	32
Interest due.....		7,756	25
Interest accrued.....		1,909	01
			162,496 58
(c) Canadian municipalities, school districts and rural telephone companies..... \$		8,107	50
Interest accrued.....		174	96
			8,282 46
(d) All other bonds..... \$		18,398	52
Interest accrued.....		202	44
			18,600 96
			804,580 03
15. Book value of stocks.....			11,631 00
16. Cash on deposit with chartered banks in Canada, \$27,796.87; elsewhere, \$32,564.11.....			60,360 98
Total Guaranteed Funds.....	\$	2,598,776	57

Estates, Trusts and Agency Funds

17. Unrealized assets and investments.....	\$38,900,778	90
18. Cash on hand and in banks.....	1,477,195	25
		\$40,377,974 15

Summary of assets

Company Funds.....	\$	1,622,829	69
Guaranteed Funds.....		2,598,776	57
Estates, Trusts and Agency Funds.....		40,377,974	15
Grand Total of Assets.....		\$44,599,580	41

Liabilities*Company Funds*

<i>To the Public:</i>			
1. Taxes other than taxes on real estate.....	\$	37,281	05
2. Dividends to shareholders declared and unpaid.....		12,137	00
3. All other liabilities.....		15,012	45
Total.....	\$	64,430	50

To the Shareholders:

4. Paid-in capital.....	\$	1,213,700	00
5. Reserve Fund.....		300,000	00
6. Balance of Profit and Loss Account.....		44,699	19
Total.....	\$	1,558,399	19
Total Company Funds.....	\$	1,622,829	69

THE LONDON AND WESTERN TRUSTS COMPANY, LIMITED—Continued

Guaranteed Funds

6. Trust deposits		\$ 50,767 98
7. Specific Guaranteed Funds	\$ 532,400 10	
Interest accrued	4,672 25	
		537,072 35
8. General Guaranteed Funds	\$ 1,968,577 68	
Interest accrued	25,597 39	
		1,994,175 07
9. Due to Company Funds		16,761 17
Total Guaranteed Funds		\$ 2,598,776 57

Estates Trusts and Agency Funds

10. Estates	\$14,635,219 08	
11. Trusts and Agencies	25,594,896 30	
12. Due to Company Funds	147,858 77	
		\$40,377,974 15

Summary of Liabilities

Company Funds	\$ 1,622,829 69
Guaranteed Funds	2,598,776 57
Estates, Trusts and Agency Funds	40,377,974 15
Grand Total of Liabilities	\$44,599,580 41

REVENUE ACCOUNT

Income

1. Interest and Dividends earned on:		
(a) Mortgages and agreements for sale	\$ 21,462 84	
(b) Collateral loans	746 17	
(c) Bonds and debentures	7,012 53	
(d) Other interest earned	1,467 29	
		\$ 30,688 83
2. Profit on sale of securities and real estate		5,627 71
3. Profit in guaranteed funds		28,407 25
4. Agency fees and commissions earned		193,851 69
5. All other revenue for the year (net rents earned on real estate.)		6,845 92
Total		\$ 265,421 40

Expenditure

6. License fees and taxes other than taxes on real estate:		
(a) Dominion	\$ 20,000 00	
(b) Provincial	2,797 95	
(c) Municipal	3,870 22	
		\$ 26,668 17
7. All other expenses incurred:		
(a) Salaries	\$ 140,178 46	
(b) Auditors' fees	5,500 00	
(c) Legal fees	353 81	
(d) Rents	13,130 27	
(e) Travelling expenses	3,679 36	
(f) Printing and stationery	7,738 44	
(g) Advertising	6,937 61	
(h) Postage, telegrams, telephones and express	5,220 07	
(i) Maintenance of office premises	3,172 38	
(j) Miscellaneous	26,492 23	
		212,402 63
8. Net profit transferred to Profit and Loss Account		26,350 60
Total		\$ 265,421 40

THE LONDON AND WESTERN TRUSTS COMPANY, LIMITED—Continued

PROFIT AND LOSS ACCOUNT

1. Balance brought forward from previous year.....	\$	30,485 59
2. Amount transferred from Revenue Account.....	\$	26,350 60
Total.....	\$	56,836 19
3. Dividends to shareholders declared during year.....	\$	12,137 00
4. Balance of account at 31st December, 1942.....		44,699 19
Total.....	\$	56,836 19

MISCELLANEOUS

1. Fidelity Bonds on officers of the Corporation, \$125,000.00.		
2. Date appointed for the Annual Meeting—February 27th, 1942. Date of last Annual Meeting—February 28th, 1941.		
3. Amount of interest permanently capitalized during the year.....	\$	1,281 71
4. Amount of Company's own Guaranteed Investment Receipts due and unpaid (Certificate not presented for payment).....	\$	25,000 00

CONSTATING INSTRUMENTS

Incorporated on the 17th September, 1896, by Letters Patent of Ontario, issued under The Ontario Joint Stock Companies' Letters Patent Act, R.S.O. 1887, Chap. 157. See also The Loan and Trust Corporations Act, R.S.O. 1937, Chap. 257.

February 18th, 1929—Order-in-Council confirming By-law No. 14 of the Corporation to increase the capital stock from \$500,000.00 to \$1,000,000.00.

August 21st, 1929—Order-in-Council confirming By-law No. 18 of the Corporation to increase the capital stock from \$1,000,000.00 to \$5,000,000.00.

On the 10th day of September, 1929, His Honour the Lieutenant-Governor approved by Order-in-Council the removal of the Head Office of The London and Western Trusts Company, Limited, from the City of London to the City of Toronto.

By an agreement, dated the 15th day of October, 1929, The London and Western Trusts Company, Limited, of London, Ontario, purchased the assets and liabilities, business, rights, property and goodwill, etc., of The Standard Trusts Company with Head Office in Toronto, Ontario. The agreement was ratified and confirmed by the shareholders of both companies and was subsequently approved by the Lieutenant-Governor in Council. The transfer became effective on the 18th day of December, 1929. The Standard Trusts Company had, by authority of By-law No. 35, moved its Head Office from Winnipeg to Toronto, and was granted registry in Ontario under date of October 26th, 1929.

June 28th, 1932—Order-in-Council assenting to the conversion of partly-paid shares into fully paid shares equivalent to the amount paid in on account of subscriptions not including premiums.

THE LONDON AND WESTERN TRUSTS COMPANY, LIMITED—Continued

SCHEDULE B

SUMMARY OF MORTGAGE LOANS AND AGREEMENTS FOR SALE ON REAL ESTATE AS OF
31ST DECEMBER, 1941, CLASSIFIED AS TO PROVINCE

Province (a) Those two or more years in arrears. (b) All other.	Principal out- standing		Charges out- standing		Interest due and unpaid		Interest accrued		Totals		Amount of interest due and not charged	
	\$	c.	\$	c.	\$	c.	\$	c.	\$	c.	\$	c.
Company Funds Mortgages and Agreements												
London.....(a)	3,518	21			445	86	70	75	4,034	82		
Windsor.....(a)	10,345	70	375	16	6,878	54			17,599	40		
Toronto.....(a)												
Manitoba.....(a)	6,613	92	1,406	55	7,453	10			15,473	57		
Saskatchewan.....(a)	51,874	85	768	06	12,135	06			64,777	97		
Alberta.....(a)	46,628	69	973	16	31,734	42			79,336	27		
	118,981	37	3,522	93	58,646	98	70	75	181,222	03		
London.....(b)	45,838	24	205	89	240	94	1,000	96	47,286	03		
Windsor.....(b)	81,443	66			483	29	416	42	82,343	37		
Toronto.....(b)	16,502	10					120	97	16,623	07		
Manitoba.....(b)	27,226	01			172	60			27,398	61		
Saskatchewan.....(b)	41,727	81			1,378	27			43,106	08		
Alberta.....(b)	244,064	58	202	68	3,115	85			247,383	11		
	456,802	40	408	57	5,390	95	1,538	35	464,140	27		
Total Company Funds.....	575,783	77	3,931	50	64,037	93	1,609	10	645,362	30		
<i>Less capitalized interest and other interest not taken in (Capitalized)</i>	15,630	41			61,299	60			76,930	01		
	560,153	36	3,931	50	2,738	33	1,609	10	568,432	29	61,299	60
Guaranteed Funds Mortgages and Agreements												
London.....(a)	59,073	60	4,381	15	20,171	80	759	57	84,386	12		
Windsor.....(a)	57,504	28	2,671	33	41,100	92			101,276	53		
Toronto.....(a)												
Manitoba.....(a)	7,300	00			3,288	96			10,588	96		
Saskatchewan.....(a)	10,524	67	101	10	3,683	42			14,309	19		
Alberta.....(a)	13,230	08	301	82	13,964	85			27,496	75		
Vancouver.....(a)												
	147,632	63	7,455	40	82,209	95	759	57	238,057	55		
London.....(b)	734,075	83	2,174	04	2,931	17	10,001	13	749,182	17		
Windsor.....(b)	543,327	78	193	27	7,921	33	5,102	07	556,544	45		
Toronto.....(b)	204,508	46	175	00	540	71	2,108	88	207,333	05		
Manitoba.....(b)	44,657	56			41	80			44,699	36		
Saskatchewan.....(b)	5,264	87			114	75			5,379	62		
Alberta.....(b)	7,398	04	26	76	331	25			7,756	05		
Vancouver.....(b)	7,803	35							7,803	35		
	1,547,035	89	2,569	07	11,881	01	17,212	08	1,578,698	05		
Total Guaranteed Funds—Gross.....	1,694,668	52	10,024	47	94,090	96	17,971	65	1,816,755	60		
<i>Less capitalized interest and other interest not taken in (Capitalized)</i>	8,640	70			81,092	75			89,733	45		
Balance Guaranteed Funds.....	1,686,027	82	10,024	47	12,998	21	19,971	65	1,727,022	15	81,092	75
Total Guaranteed and Company Funds	2,246,181	12	13,955	97	15,736	54	19,580	75	2,295,454	44	142,392	35

MONTREAL TRUST COMPANY

Head Office, Montreal, Quebec

OFFICERS

President and General Manager—F. G. DONALDSON, Assst General Managers—	W. S. GREENE.
Vice-Presidents—MORRIS W. WILSON.	J. P. ANGUS.
GORDON W. MACDOUGALL, K.C.	H. J. KNUBLEY.
	J. C. KELLY.
	C. D. CORNELL.

DIRECTORS

WILLIAM F. ANGUS.	C. H. CARLISLE.
W. H. COVERDALE.	HAROLD CRABTREE.
ARTHUR CROSS.	SYDNEY G. DOBSON.
VICTOR M. DRURY.	G. H. DUGGAN.
F. G. DONALDSON.	A. E. DYMENT.
GEORGE B. FOSTER, K.C.	ANDREW P. HOLT.
J. D. JOHNSON.	R. V. LESUEUR.
GEORGE H. MONTGOMERY, K.C.	GORDON W. MACDOUGALL, K.C.
JOHN C. NEWMAN.	JOHN S. NORRIS.
FRANK W. ROSS.	JAMES MCG. STEWART, K.C.
PAUL F. SISE.	LIONEL O. P. WALSH.
JAMES WILSON.	MORRIS W. WILSON.

Auditors—DELOITTE, PLENDER, HASKINS & SELLS.

CAPITAL

Amount of Capital Stock authorized (80,000 shares of \$25.00 each).....	\$ 2,000,000 00
Amount subscribed.....	2,000,000 00
Amount paid in cash.....	2,000,000 00

BALANCE SHEET AS AT 31st DECEMBER, 1941

Assets

Company Funds

1. Office premises.....		\$ 201,808 53
2. Archives Building.....		27,279 69
3. Book value of real estate held for sale:		
Freehold land (including buildings).....		47,402 73
4. Amount secured by mortgages on real estate including:		
First mortgages.....	\$ 296,854 19	
Interest accrued.....	3,956 92	
		300,811 11
	<i>(See Schedule B)</i>	
5. Amount of loans secured by stocks, bonds and other collateral:		
(There is included in the collateral \$58,175.00 of the Company's own stock upon which \$58,175.00 has been paid.)		
Principal.....	\$ 658,165 21	
Interest due.....	3,690 39	
		661,855 60
6. Book value of bonds, debentures and debenture stocks:		
(a) Government and Government Guaranteed:—Dominion and United Kingdom.....	\$ 970,296 87	
Interest accrued.....	4,616 87	
		\$ 974,913 74
(b) Provincial and Provincial Guaranteed.....	\$ 1,115,927 50	
Interest accrued.....	7,828 11	
		1,123,755 61
(c) Canadian municipalities, school districts and rural telephone companies.....	\$ 152,820 00	
Interest accrued.....	1,552 07	
		154,372 07
(d) All other bonds.....	\$ 3,304,827 75	
Interest accrued.....	52,378 85	
		3,357,206 60
		5,610,248 02

MONTREAL TRUST COMPANY—Continued

7. Book value of stocks.....		3,991,350 81
8. Cash on hand.....		1,270 00
9. Cash on deposit with chartered banks in Canada, \$222,443.07; elsewhere, \$4.82.....		222,447 89
10. Cash on deposit—Government of Trinidad Bank Deposit Receipt.....		10,000 00
11. Advances to estates, trusts, etc., under administration.....		203,340 11
12. Accrued fees.....		120,261 23
13. All other assets.....		66,369 49
Total Company Funds.....	\$	11,464,445 21
<i>Guaranteed Funds</i>		
14. Amount secured by mortgages on real estate including: First mortgages.....	\$	79,662 13
<i>(See Schedule B)</i>		
15. Amount of loans, secured by stocks, bonds and other collateral: Principal.....	\$	8,104,047 66
Interest due.....		16,307 69
		8,120,355 35
16. Book value of bonds, debentures and debenture stocks: (a) Government and Government Guaranteed:—Dominion and United Kingdom.....	\$	3,531,707 71
Interest accrued.....		19,608 03
	\$	3,551,315 74
(b) Provincial and Provincial Guaranteed \$.....		188,315 36
Interest accrued.....		1,532 08
		189,847 44
(c) Canadian municipalities, school districts and rural telephone companies \$.....		194,354 10
Interest accrued.....		1,914 98
		196,269 08
(d) All other bonds.....	\$	1,577,872 63
Interest accrued.....		17,642 85
		1,595,515 48
		5,532,947 74
17. Book value of stocks.....		833,038 28
18. Cash on deposit with chartered banks in Canada.....		1,391,542 01
Total Guaranteed Funds.....	\$	15,957,545 51
<i>Estates, Trusts and Agency Funds</i>		
19. Investments and unrealized assets.....	\$853,331,627 00	
20. Cash on hand and in banks.....	11,937,244 86	
		\$865,268,871 86
<i>Summary of Assets</i>		
Company Funds.....	\$	11,464,445 21
Guaranteed Funds.....		15,957,545 51
Estates, Trusts and Agency Funds.....		865,268,871 86
Grand Total of Assets.....	\$	892,690,862 58
Liabilities		
<i>Company Funds</i>		
<i>To the Public:</i>		
1. (a) Money borrowed from banks:		
With security.....	\$	10,000 00
Without security.....		48,260 33
		\$ 58,260 33
(b) Money borrowed elsewhere:		
With security.....	\$	5,022,916 53
Without security.....		107,939 91
		\$ 5,130,856 44
2. Taxes other than taxes on real estate.....		424,411 48
3. Dividends to shareholders declared and unpaid.....		80,000 00
4. All other liabilities.....		136,883 86
Total.....	\$	5,830,417 11

MONTREAL TRUST COMPANY—Continued

<i>To the Shareholders:</i>	
5. Paid-in capital	\$ 2,000,000 00
6. Reserve Fund	3,000,000 00
7. Balance of Profit and Loss Account	634,028 10
Total	\$ 5,634,028 10
Total Company Funds	\$ 11,464,445 21
<i>Guaranteed Funds</i>	
8. Specific Guaranteed Funds	\$ 79,662 13
9. General Guaranteed Funds	15,877,883 38
Total Guaranteed Funds	\$ 15,957,545 51
<i>Estates, Trusts and Agency Funds</i>	
10. Estates and Trusts	\$396,489,443 31
11. Agencies and safe custody	468,576,088 44
12. Due to Company Funds	203,340 11
	\$865,268,871 86
<i>Summary of Liabilities</i>	
Company Funds	\$ 11,464,445 21
Guaranteed Funds	15,957,545 51
Estates, Trusts and Agency Funds	865,268,871 86
Grand Total of Liabilities	\$892,690,862 58

REVENUE ACCOUNT**Income**

1. Rents earned, net—on office premises	\$	2,284 18
2. Interest and Dividends earned on:		
(a) Mortgages and agreements for sale	\$	20,248 36
(b) Collateral loans		21,479 87
(c) Bonds and debentures		82,389 50
(d) Dividends on stocks		144,840 90
(e) Bank deposits		20,450 56
(f) Other interest earned		9,993 68
		299,402 87
3. Profit on sale of securities		3,335 60
4. Profit in guaranteed funds		300,449 59
5. Agency fees and commissions earned		670,351 52
Total	\$	1,275,823 76

Expenditure

6. License fees and taxes other than taxes on real estate:		
(a) Dominion	\$	181,171 44
(b) Provincial		27,011 15
(c) Municipal		6,736 65
		\$ 214,919 24
7. Amount transferred to Investment Reserves		70,335 60
8. All other expenses incurred:		
(a) Salaries	\$	464,584 16
(b) Directors' fees		20,000 00
(c) Auditors' fees		13,500 00
(d) Legal fees		4,262 69
(e) Rents and light		74,993 40
(f) Travelling and auto expenses		2,125 42
(g) Printing and stationery		11,745 02
(h) Advertising		15,093 62
(i) Postage, telegrams, telephones and express		10,005 55
(j) Maintenance, etc., Real estate held for sale		11,203 52
(k) Miscellaneous		31,626 96
		659,140 34

MONTREAL TRUST COMPANY—Continued

9. Net profit transferred to Profit and Loss Account.....	\$ 331,428 58
Total.....	<u>\$ 1,275,823 76</u>

PROFIT AND LOSS ACCOUNT

1. Balance brought forward from previous year.....	\$ 632,599 52
2. Amount transferred from Revenue Account.....	331,428 58
Total.....	<u>\$ 964,028 10</u>
3. Dividends to shareholders declared during year.....	\$ 320,000 00
4. Transfer to Pension Fund.....	10,000 00
5. Balance of account at 31st December, 1941.....	634,028 10
Total.....	<u>\$ 964,028 10</u>

MISCELLANEOUS

- Fidelity Bonds on officers of the Corporation. All officers and employees of this Company are under Bond to the extent of \$1,000.00 each. In addition there is an excess Fidelity Insurance Policy for a sum not exceeding \$100,000.00 in the aggregate in respect of any or all losses in excess of \$1,000.00 sustained by reason of the infidelity or dishonesty of any or all of our employees.
- Dividends and bonuses declared during year giving (a) dates declared, (b) dates payable, (c) rates:
 - January 14, 1941; (b) January 15, 1941; (c) \$1.00 per share.
 - April 8, 1941; (b) April 15, 1941; (c) \$1.00 per share.
 - July 11, 1941; (b) July 15, 1941; (c) \$1.00 per share.
 - October 14, 1941; (b) October 15, 1941; (c) \$1.00 per share.
- Date appointed for the Annual Meeting—Any day in January or February at will of Directors. Date of last Annual Meeting—February 7th, 1941.
- Amount of contingent liability not shown as direct debts in the foregoing statement..... \$ 3,000 00
- Amount belonging to Estates, Trusts and Agency Funds held on deposit in Guaranteed Funds Department..... 93,619 62

CONSTATING INSTRUMENTS

The Montreal Trust Company was incorporated on the 21st day of March, 1889, by Special Act of the Province of Quebec, 52 Vic., c. 72 (Q) and the following subsequent special amending Acts, 54 Vic., c. 75. 55-56 Vic., c. 78, 63 Vic., c. 77, 20 Geo. v. c. 139 and 24 Geo. V. c. 121.

By Special Acts the name was changed in 1895 to Montreal Trust and Deposit Company, 59 Vic., c. 70 (Q), and again in 1909 to the Montreal Trust Company, 9 Edw. VII, c. 115 (Q).

Authorized by Order-in-Council to carry on business in the Province of Ontario as from the 11th day of March, 1909, subject to certain conditions and limitations.

Registered in the Trust Companies Register, January 21st, 1913.

By Order-in-Council, dated February 25th, 1928, the Capital Stock was increased from \$1,000,000.00 to \$2,000,000.00.

The Company has a deposit with the Province of Ontario amounting to \$200,000.00. Order-in-Council assented to 6th July, 1909.

MONTREAL TRUST COMPANY—Continued

SCHEDULE B

SUMMARY OF MORTGAGE LOANS AND AGREEMENTS FOR SALE ON REAL ESTATE AS OF
31ST DECEMBER, 1941, CLASSIFIED AS TO PROVINCE

Province	Principal out- standing	Charges out- standing	Interest due and unpaid	Interest accrued	Totals	Amount of interest due and not charged
(a) Those two or more years in arrears.						
(b) All other.						
Company Funds	\$ c.	\$ c.	\$ c.	\$ c.	\$ c.	\$ c.
Quebec..... (a)	6,000 00				6,000 00	1,326 62
Quebec..... (b)	305,679 19			3,635 14	309,314 33	2,157 20
Ontario..... (b)	6,025 00				6,025 00	
Saskatchewan..... (b)	12,650 00			321 78	12,971 78	
Total..... (a)	6,000 00				6,000 00	1,326 62
Total..... (b)	324,354 19			3,956 92	328,311 11	2,157 20
Grand Total..	330,354 19			3,956 92	334,311 11	3,483 82
Guaranteed Funds						
Quebec..... (b)	79,662 13				79,662 13	Nil

NATIONAL TRUST COMPANY, LIMITED**Head Office, Toronto, Ontario****OFFICERS**

President and General Manager—J. M. MACDONNELL. Secretary—W. G. DAVIDSON
 Vice-Presidents—SIR THOMAS WHITE, P.C.; G.C.M.G.
 J. A. McLEOD. Assistant General Managers—W. M. O'CONNOR.
 G. A. MORROW. T. SHEARD.
 A. N. MITCHELL.

DIRECTORS

W. E. RUNDLE.	F. P. WOOD.
HON. LEIGHTON MCCARTHY, K.C.	HERBERT C. COX.
RT. HON. SIR. THOMAS WHITE, P.C., G.C.M.G.	H. B. WALKER.
W. M. BIRKS.	CARL RIORDON.
EDWARD FITZGERALD.	GEORGE W. McLAUGHLIN.
W. H. McWILLIAMS.	D'ARCY MARTIN, K.C.
WALTER MOLSON.	J. A. McLEOD.
WILLIAM LEGGAT.	AIME GEOFFRION, K.C.
G. A. MORROW.	R. Y. EATON.
A. N. MITCHELL.	R. A. BRYCE.
J. P. BICKELL.	A. STEWART McNICHOLS.
S. H. LOGAN.	SIR ELLSWORTH FLAVELLE, BART.
J. M. MACDONNELL.	ALLAN S. BOND.
COLIN OSBORNE.	W. J. HASTIE.
R. A. LAIDLAW.	E. P. TAYLOR.

HON. FRANK J. HUGHES, K.C., L.L.D.

Auditors—GEORGE EDWARDS and THOMAS P. GEGGIE, Toronto; EDWARDS
 MORGAN & COMPANY, Montreal; G. E. F. SMITH and R. S. WATSON,
 Hamilton; GEORGE A. TOUCHE & COMPANY, Winnipeg,
 Edmonton.

CAPITAL

Amount of Capital Stock authorized (30,000 shares of \$100.00 each).....	\$ 3,000,000 00
Amount subscribed.....	3,000,000 00
Amount paid in cash.....	3,000,000 00

BALANCE SHEET AS AT 31st DECEMBER, 1941**Assets***Company Funds*

1. Office premises.....	\$ 821,952 30
2. Book value of real estate held for sale:	
Freehold land (including buildings).....	2,073,763 55
3. Amount secured by mortgages on real estate including:	
First mortgages.....	\$ 101,648 36
Agreements for sale.....	1,017,981 76
	<u>1,119,630 12</u>

(See Schedule B)

4. Amount of loans secured by stocks, bonds and other collateral:	
Principal.....	39,000 00
5. Book value of bonds, debentures and debenture stocks:	
(a) Government and Government Guaranteed:—Dominion and United Kingdom.....	\$ 249,816 67
Interest accrued.....	328 80
	<u>\$ 250,145 47</u>
(b) Provincial and Provincial Guaranteed.....	\$ 47,369 68
Interest accrued.....	135 35
	<u>47,505 03</u>
(c) Other bonds.....	\$ 6,839 42
Interest accrued.....	187 40
	<u>7,026 82</u>
	<u>304,677 32</u>

NATIONAL TRUST COMPANY, LIMITED—Continued

6. Book value of stocks.....	413,877 62
7. Cash on hand.....	29,410 93
8. Cash on deposit with chartered banks in Canada, \$714,479.76; elsewhere, \$38.41.....	714,518 17
9. Advances to estates, trusts, etc., under administration.....	65,827 48
10. All other assets.....	3,048 20
Total Company Funds.....	\$ 5,585,705 69

Guaranteed Funds

11. Amount secured by mortgages on real estate including: First mortgages.....	\$ 8,216,673 96
(See Schedule B)	
12. Amount of loans, secured by stocks, bonds and other collateral: Principal.....	204,000 00
13. Book value of bonds, debentures and debenture stocks:	
(a) Government and Government Guaranteed:—Dominion and United King- dom.....	\$ 6,907,200 07
Interest accrued.....	52,217 10
	\$ 6,959,417 17
(b) Provincial and Provincial Guaranteed.....	\$ 1,610,759 63
Interest accrued.....	12,157 46
	1,622,917 09
(c) Canadian municipalities, school dis- tricts and rural telephone companies.....	\$ 859,073 01
Interest accrued.....	9,870 41
	868,943 42
(d) All other bonds.....	\$ 1,900,322 83
Interest accrued.....	18,561 48
	1,918,884 31
	11,370,161 99
14. Book value of stocks.....	500,235 90
15. Cash on hand.....	117,966 21
16. Cash on deposit with chartered banks in Canada.....	1,595,834 52
Total Guaranteed Funds.....	\$ 22,004,872 58

Estates, Trusts and Agency Funds

17. Unrealized assets.....	\$151,045,257 20
18. Investments.....	120,197,038 57
19. Cash on hand and in banks.....	12,601,728 26
	\$283,844,024 03

Summary of Assets

Company Funds.....	\$ 5,585,705 69
Guaranteed Funds.....	22,004,872 58
Estates, Trusts and Agency Funds.....	283,844,024 03
Grand Total of Assets.....	\$311,434,602 30

Liabilities*Company Funds**To the Public:*

1. Taxes other than taxes on real estate—Reserve for Dominion Income Tax..	\$ 230,149 33
2. Dividends to shareholders declared and unpaid.....	60,000 00
3. All other liabilities.....	50,000 00
Total.....	\$ 340,149 33

NATIONAL TRUST COMPANY, LIMITED—Continued

To the Shareholders:

4. Paid-in capital.....	\$ 3,000,000 00
5. Reserve Fund.....	1,750,000 00
6. Balance of Profit and Loss Account.....	495,556 36
Total.....	<u>\$ 5,245,556 36</u>
Total Company Funds.....	<u>\$ 5,585,705 69</u>

Guaranteed Funds

7. Trust deposits.....	\$ 20,274,508 03
8. Specific Guaranteed Funds.....	10,000 00
9. General Guaranteed Funds.....	\$ 1,711,292 56
Interest due and accrued.....	9,071 99
	<u>1,720,364 55</u>
Total Guaranteed Funds.....	<u>\$ 22,004,872 58</u>

Estates, Trusts and Agency Funds

10. Estates.....	\$283,778,196 55
11. Due to Company Funds.....	65,827 48
	<u>\$283,844,024 03</u>

Summary of Liabilities

Company Funds.....	\$ 5,585,705 69
Guaranteed Funds.....	22,004,872 58
Estates, Trusts and Agency Funds.....	283,844,024 03
Grand Total of Liabilities.....	<u><u>\$311,434,602 30</u></u>

REVENUE ACCOUNT

Income

1. Interest and Dividends earned on:		
(a) Mortgages and agreements for sale.....	\$ 105,679 96	
(b) Collateral loans.....	1,415 69	
(c) Bonds and debentures.....	2,918 30	
(d) Dividends on stocks.....	25,555 30	
(e) Bank deposits.....	17,581 06	
(f) Other interest earned.....	1,801 33	
	<u>\$ 154,951 64</u>	
2. Profit in guaranteed funds.....		434,644 35
3. Agency fees and commissions earned.....		1,341,849 89
4. All other revenue for the year.....		19,022 73
Total.....	<u>\$ 1,950,468 61</u>	

Expenditure

5. Loss on sale of securities and real estate owned.....	\$ 77,813 03
6. License fees and taxes other than taxes on real estate:	
(a) Dominion.....	\$ 178,555 06
(b) Provincial.....	23,103 48
(c) Municipal.....	16,295 91
	<u>217,954 45</u>

NATIONAL TRUST COMPANY, LIMITED—Continued

7. Commissions on loans and on sale of real estate.....	\$		6 59
8. All other expenses incurred:			
(a) Salaries.....	\$	975,592 95	
(b) Directors' and Advisory Committee fees.....		29,634 99	
(c) Auditors' fees.....		20,749 98	
(d) Legal fees.....		5,051 29	
(e) Rents.....		15,349 96	
(f) Travelling expenses.....		11,579 61	
(g) Printing and stationery.....		28,280 36	
(h) Advertising.....		28,212 79	
(i) Postage, telegrams, telephones and express.....		25,541 54	
(j) Maintenance of office premises.....		89,687 41	
(k) Miscellaneous.....		174,862 18	
			1,404,543 06
9. Net profit transferred to Profit and Loss Account.....			250,151 48
Total.....	\$		1,950,468 61

PROFIT AND LOSS ACCOUNT

1. Balance brought forward from previous year.....	\$	485,404 88
2. Amount transferred from Revenue Account.....		250,151 48
Total.....	\$	735,556 36
3. Dividends to shareholders declared during year.....	\$	240,000 00
4. Balance of account at 31st December, 1941.....		495,556 36
Total.....	\$	735,556 36

MISCELLANEOUS

- Fidelity Bonds on officers of the Corporation. This Company carries its own Fidelity and Indemnity Insurance.
- Dividends and bonuses declared during year giving (a) dates declared, (b) dates payable, (c) rates:
 - March 5, 1941; (b) April 1, 1941; (c) 8% per annum.
 - June 4, 1941; (b) July 2, 1941; (c) 8% per annum.
 - September 3, 1941; (b) October 1, 1941; (c) 8% per annum.
 - December 3, 1941; (b) January 2, 1942; (c) 8% per annum.
- Date appointed for the Annual Meeting for the year 1941—January 27th, 1942.
Date of last Annual Meeting—January 28th, 1941.
- Amount of interest permanently capitalized during the year..... \$ 115,726 71
- Amount belonging to Estates, Trusts and Agency Funds held on deposit in Guaranteed Funds Department..... \$ 1,937,456 91
- Amount of Company's own Guaranteed Investment Receipts and interest thereon, due and unpaid..... \$ 21,389 74

CONSTATING INSTRUMENTS

August 12, 1898—Incorporated August 12, 1898, as The National Trust Company of Ontario, Limited, by Letters Patent under The Ontario Companies Act.

September 21, 1899—Order-in-Council, Province of Ontario, changing name of The National Trust Company of Ontario, Limited, to National Trust Company, Limited.

March 23, 1900—Authorized to do business in the Province of Quebec—Chap. 78, Statutes of Quebec, 63 Victoria.

July, 1900—Acquired Manitoba Trust Company by the purchase of its entire assets for \$115.00 a share of capital stock.

June 1, 1900—Authorized to carry on and transact business in Manitoba. Chap. 69, Statutes of Manitoba, 63 and 64 Victoria, 1900.

August, 1924—Absorbed The Mercantile Trust Company of Canada, Limited, paying one share National Trust Company, Limited, stock and \$30.00 cash for each two shares The Mercantile Trust Company of Canada, Limited, stock. Order-in-Council, Province of Ontario, assenting to above absorption.

NATIONAL TRUST COMPANY, LIMITED—Continued

SCHEDULE B

SUMMARY OF MORTGAGE LOANS AND AGREEMENTS FOR SALE ON REAL ESTATE AS OF
31ST DECEMBER, 1941, CLASSIFIED AS TO PROVINCE

Province (a) Those two or more years in arrears. (b) All other.	Principal out- standing		Charges out- standing		Interest due and unpaid		Interest accrued		Totals		Amount of interest due and not charged	
	\$	c.	\$	c.	\$	c.	\$	c.	\$	c.	\$	c.
Company Funds												
Ontario.....(a)	18,353	25	20	60	341	92			18,715	77	5,694	31
Manitoba.....(a)	321,252	08	9,808	72	151,932	21			482,993	01	510	79
Saskatchewan.....(a)	135,459	70	2,906	98	42,566	10			180,932	78	1,261	52
Alberta.....(a)	350,580	30	15,172	67	175,445	39			541,198	36	2,455	64
	825,645	33	27,908	97	370,285	62			1,223,839	92	9,922	26
Ontario.....(b)	164,659	96	345	01	896	75			165,901	72		
Quebec.....(b)	43,225	00							43,225	00		
Manitoba.....(b)	570,717	55	2,760	48	11,665	34			585,143	37		
Saskatchewan.....(b)	142,142	63	294	08	3,702	57			146,139	28		
Alberta.....(b)	363,740	10	441	20	11,423	80			375,605	10		
	1,284,485	24	3,840	77	27,688	46			1,316,014	47		
Total Company Funds.....	2,110,130	57	31,749	74	397,974	08			2,539,854	39	9,922	26
Guaranteed Funds												
Ontario.....(a)	76,324	19	3,397	75	10,116	73			89,838	67		
Quebec.....(a)	120,000	00	20,710	29	5,896	74			146,607	03		
Manitoba.....(a)	151,950	64	725	38	79,377	61			232,053	63		
Saskatchewan.....(a)	1,102,699	70	50,554	13	357,085	69			1,510,339	52	5,503	35
Alberta.....(a)	573,803	47	11,811	74	288,552	25			874,167	46	668	44
	2,024,778	00	87,199	29	741,029	02			2,853,006	31	6,171	79
Ontario.....(b)	3,336,621	31	1,905	05	5,881	94			3,344,408	30		
Quebec.....(b)	499,136	36			5,124	76			504,261	12		
Manitoba.....(b)	1,141,235	00	*481	90	22,015	53			1,162,768	63		
Saskatchewan.....(b)	840,322	76	16,541	93	39,903	27			896,767	96		
Alberta.....(b)	611,408	62	1,524	67	21,195	75			634,129	04		
	6,428,724	05	19,489	75	94,121	25			6,542,335	05		
Total Guaranteed Funds.....	8,453,502	05	106,689	04	835,150	27			9,395,341	36	6,171	79

*Credit.

THE NORTHERN TRUSTS COMPANY

Head Office, Winnipeg, Manitoba

OFFICERS

President—C. S. RILEY.
Vice-Presidents—W. A. MURPHY.
R. J. GOURLEY.

General Manager—J. H. RILEY.
Secretary—WILLIAM MILTON.
Treasurer—M. J. MARSHALL.

DIRECTORS

N. J. BREEN.
JAMES A. CROWE.
W. J. DOWLER.
SIDNEY T. SMITH.
J. H. TURNBULL.
R. T. RILEY.
A. L. DENISON.

GEORGE McLEAN.
D. K. ELLIOTT.
W. A. MURPHY.
H. B. LYALL.
R. J. GOURLEY.
C. S. RILEY.
E. J. TARR, K.C.

Auditors—WILLIAM GRAY & Co., C.A.

CAPITAL

Amount of Capital Stock authorized (50,000 shares of \$20.00 each)	\$ 1,000,000 00
Amount subscribed (30,000 shares of \$20.00 each)	600,000 00
Amount paid in cash	600,000 00

BALANCE SHEET AS AT 31st DECEMBER, 1941

Assets

Company Funds

1. Office premises		\$ 12,750 00
2. Book value of real estate held for sale: Freehold land (including buildings)		106,047 23
3. Amount secured by mortgages on real estate including:		
First mortgages	\$ 543,812 87	
Agreements for sale	238,339 84	
Interest due	312 20	
Interest accrued	1,814 55	
		784,279 46
	<i>(See Schedule B)</i>	
4. Amount secured by Guaranteed Funds Assets		10,444 24
5. Book value of bonds, debentures and debenture stocks:		
(a) Government and Government Guaranteed:—Dominion and United Kingdom \$ 10,000 00		
Interest accrued	12 50	
		\$ 10,012 50
(b) Canadian municipalities, school districts and rural telephone companies		21,387 70
(c) Other bonds	\$ 92,335 00	
Interest accrued	775 00	
		93,110 00
6. Book value of stocks		124,510 20
7. Cash on hand		21,501 25
8. Cash on deposit with chartered banks in Canada		138 39
9. Cash on deposit with chartered banks in Canada		59,991 73
9. Advances to estates, trusts, etc., under administration		2,290 58
10. All other assets		164 52
		\$ 1,122,117 60

Guaranteed Funds

11. Amount secured by mortgages on real estate including:		
First mortgages	\$ 606,749 58	
	<i>(See Schedule B)</i>	
12. Cash on deposit with chartered banks in Canada		3,141 44
		\$ 609,891 02

THE NORTHERN TRUSTS COMPANY—Continued

Estates, Trusts and Agency Funds

13. Unrealized assets	\$10,721,797 77	
14. Investments	3,517,372 95	
15. Cash on hand and in banks	251,236 89	
		<u>\$14,490,407 61</u>

Summary of Assets

Company Funds	\$ 1,122,117 60
Guaranteed Funds	609,891 02
Estates, Trusts and Agency Funds	14,490,407 61
Grant Total of Assets	<u>\$16,222,416 23</u>

Liabilities*Company Funds**To the Public:*

1. Taxes other than taxes on real estate	\$ 3,300 00
2. Other expenses due and accrued	2,227 60
3. Investment reserves	305,907 84
4. All other liabilities	3,896 45
Total	<u>\$ 315,331 89</u>

To the Shareholders:

5. Paid-in capital	\$ 600,000 00
6. Balance of Profit and Loss Account	206,785 71
Total	<u>\$ 806,785 71</u>
Total Company Funds	<u>\$ 1,122,117 60</u>

Guaranteed Funds

7. Specific Guaranteed Funds	\$ 609,891 02
Total Guaranteed Funds	<u>\$ 609,891 02</u>

Estates, Trusts and Agency Funds

8. Estates	\$14,049,306 88	
9. Trusts and Agencies	438,810 15	
10. Due to Company Funds	2,290 58	
		<u>\$14,490,407 61</u>

Summary of Liabilities

Company Funds	\$ 1,122,117 60
Guaranteed Funds	609,891 02
Estates, Trusts and Agency Funds	14,490,407 61
Grand Total of Liabilities	<u>\$16,222,416 23</u>

REVENUE ACCOUNT**Income**

1. Interest and Dividends earned on:		
(a) Mortgages and agreements for sale	\$ 25,685 35	
(b) Bonds and debentures	7,605 42	
(c) Dividends on stocks	1,210 00	
(d) Bank deposits	353 43	
(e) Other interest earned	37 18	
		<u>\$ 34,891 38</u>
2. Profit in guaranteed funds		12,203 57
3. Agency fees and commissions earned		83,366 21
4. All other revenue for the year		10,195 85
Total		<u>\$ 140,657 01</u>

THE NORTHERN TRUSTS COMPANY—Continued

Expenditure

5. License fees and taxes other than taxes on real estate:			
(a) Provincial	\$	2,438 52	
(b) Municipal		1,765 34	
			\$ 4,203 86
6. All other expenses incurred:			
(a) Salaries	\$	64,506 40	
(b) Directors' and Advisory Committee fees		2,685 00	
(c) Auditors' fees		2,500 00	
(d) Legal fees		220 65	
(e) Rents		8,509 35	
(f) Travelling expenses		3,921 34	
(g) Printing and stationery		2,704 16	
(h) Advertising		547 96	
(i) Postage, telegrams, telephones and express		1,926 10	
(j) Miscellaneous		7,747 63	
			95,268 59
7. Net Profit transferred to Profit and Loss Account			41,184 56
Total	\$		<u>140,657 01</u>

PROFIT AND LOSS ACCOUNT

1. Balance brought forward from previous year	\$	165,601 15
2. Amount transferred from Revenue Account		41,184 56
Total	\$	<u>206,785 71</u>
3. Balance of account at 31st December, 1941	\$	206,785 71
Total	\$	<u>206,785 71</u>

MISCELLANEOUS

- Fidelity Bonds on officers of the Corporation. \$55,000.00.
- Date appointed for the Annual Meeting—Second Wednesday in February.
Date of last Annual Meeting—February 12, 1941.
- Amount of interest permanently capitalized during the year
- Amount belonging to Estates, Trusts and Agency Funds held on deposit in Guaranteed Funds Department. \$135,502.05 original assets of estates and \$47,100.00 as Investment for which Company is responsible. \$ 4,009 25

CONSTATING INSTRUMENTS

Incorporated by Chapter 60 of Statutes of Manitoba, 1902.
 Incorporated by Act of Parliament of Canada, 13-14 George V, c. 89, Act brought into force by proclamation, December 19th, 1923. Amalgamation effected, January 1st, 1924.
 Registered as a Trust Company in Ontario, July 21st, 1930.
 Amended, Chapter 56, 1. Edward VIII, 1936. Assented to June 2nd, 1936.

THE NORTHERN TRUSTS COMPANY—Continued

SCHEDULE B

SUMMARY OF MORTGAGE LOANS AND AGREEMENTS FOR SALE ON REAL ESTATE AS OF
31ST DECEMBER, 1941, CLASSIFIED AS TO PROVINCE

Province (a) Those two or more years in arrears. (b) All other.	Principal out- standing		Charges out- standing		Interest due and unpaid		Interest accrued		Totals		Amount of interest due and not charged	
	\$	c.	\$	c.	\$	c.	\$	c.	\$	c.	\$	c.
Company Funds												
Ontario.....(a)												
Ontario.....(b)	5,250	11								5,250	11	
British Columbia.(a)												
British Columbia.(b)		96 95						5 59		102 54		
Manitoba.....(a)	42,192	08	136	71	1,181	19				43,509	98	21,142 20
Manitoba.....(b)	68,337	62			160	10	791	80		69,289	52	504 99
Saskatchewan....(a)	218,760	69	1,689	52	5,648	42				226,098	63	96,921 94
Saskatchewan....(b)	119,552	84	81	62	1,511	86	377	12		121,523	44	2,374 91
Alberta.....(a)	222,001	55	6,399	52	14,260	49				242,661	56	229,041 79
Alberta.....(b)	97,653	50			1,453	41	640	04		99,746	95	1,760 51
Total.....(a)	482,954	32	8,225	75	21,090	10				512,270	17	347,105 93
Total.....(b)	290,891	02	81	62	3,125	37	1,814	55		295,912	56	4,640 41
Total.....	773,845	34	8,307	37	24,215	47	1,814	55		808,182	73	351,746 34
Guaranteed Funds												
Manitoba.....(a)	15,032	98								15,032	98	5,759 75
Manitoba.....(b)	107,180	42	30	00	211	10	1,162	33		108,583	85	492 71
Saskatchewan....(a)	63,932	71	1,546	31	1,397	65				66,876	67	16,777 17
Saskatchewan....(b)	233,848	47	52	71	2,654	73	2,024	32		238,580	23	3,631 05
Alberta.....(a)	40,693	05	2,584	29	2,822	78				46,100	12	36,760 36
Alberta.....(b)	146,061	95	34	77	1,247	12	1,911	91		149,255	75	1,860 88
Total.....(a)	119,658	74	4,130	60	4,220	43				128,009	77	59,297 28
Total.....(b)	487,090	84	117	48	4,112	95	5,098	56		496,419	83	5,984 64
Total.....	606,749	58	4,248	08	8,333	38	5,098	56		624,429	60	65,281 92

THE PREMIER TRUST COMPANY

Head Office, Toronto, Ontario

OFFICERS

President and General Manager—THOMAS B. HOLMES.

Vice-President—JOHN DEARNESS, LL.D.

Secretary—NORMAN S. WATT.

DIRECTORS

THOMAS B. HOLMES.

A. H. SEGUIN.

J. G. HOLMES.

JOHN DEARNESS, LL.D.

D. C. MACLACHLAN.

W. J. HEAMAN.

Auditors—JAMES R. NEFF, C.A., and IAN P. M. ROBERTSON, F.C.A.,
of the firm of Neff, Robertson and Company.

CAPITAL

Amount of Capital Stock authorized (30,000 shares of \$100.00 each)	\$ 3,000,000 00
Amount subscribed	1,275,000 00
Amount paid in cash:	
On \$1,193,800.00 stock fully called	\$ 1,193,800 00
On \$70,000.00 stock 45% called	31,500 00
On \$11,200.00 stock various % called	6,938 00
	\$ 1,232,238 00

BALANCE SHEET AS AT 31st DECEMBER, 1941

Assets

Company Funds

1. Office premises		\$ 229,041 23
2. Book value of real estate held for sale:		
(a) Freehold land (including buildings)	\$ 79,208 83	
(b) Held under power of sale, etc.	473,713 24	
		552,922 07
3. Amount secured by mortgages on real estate including:		
First mortgages	\$ 50,237 91	
Second and subsequent mortgages	3,450 00	
Agreements for sale	112,667 97	
Interest due	6,795 21	
Interest accrued	1,285 02	
		174,436 11
<i>(See Schedule B)</i>		
4. Amount of loans secured by stocks, bonds and other collateral:		
Principal	\$ 4,431 28	
Interest due	80	
		4,432 08
5. Book value of bonds, debentures and debenture stocks:		
(a) Government and Government Guaranteed:—Dominion and United Kingdom \$ 10,351 83		
Interest accrued	73 00	
		10,424 83
(b) Other bonds	6,000 00	
		16,424 83
6. Book value of stocks		104,023 47
7. Cash on hand		69 75
8. Cash on deposit with chartered banks in Canada		52,963 72
9. Advances to estates, trusts, etc., under administration		214,724 24
10. Accrued fees and charges for administering estates		21,000 00
11. All other assets		14,288 03
		\$ 1,384,325 53

Total Company Funds \$ 1,384,325 53

THE PREMIER TRUST COMPANY—Continued

Guaranteed Funds

12. Amount secured by mortgages on real estate including:			
First mortgages.....	\$	1,612,853	50
Agreements for sale.....		18,628	84
Interest due.....		30,526	87
Interest accrued.....		19,912	82
			\$ 1,681,922 03
(See Schedule B)			
13. Amount of loans, secured by stocks, bonds and other collateral:			
Principal.....	\$	360,026	94
Interest due.....		1,484	06
Interest accrued.....		439	28
			361,950 28
14. Book value of bonds, debentures and debenture stocks:			
(a) Government and Government Guaranteed:—Dominion and United Kingdom	\$	275,571	88
Interest accrued.....		2,253	40
			\$ 277,825 28
(b) Provincial and Provincial Guaranteed	\$	328,381	41
Interest accrued.....		2,021	14
			330,402 55
(c) Canadian municipalities, school districts and rural telephone companies	\$	99,670	09
Interest accrued.....		585	49
			100,255 58
(d) All other bonds	\$	16,523	37
Interest accrued.....		109	45
			16,632 82
			725,116 23
15. Cash on hand.....			13,845 63
16. Cash on deposit with chartered banks in Canada, \$119,922.55; elsewhere, \$91.13.....			120,013 68
Total Guaranteed Funds.....	\$	2,902,847	85

Estates, Trusts and Agency Funds

17. Unrealized assets.....	\$	6,356,032	27
18. Investments.....		1,626,460	74
19. Cash on hand and in banks.....		198,346	96
			\$ 8,180,839 97

Summary of Assets

Company Funds.....	\$	1,384,325	53
Guaranteed Funds.....		2,902,847	85
Estates, Trusts and Agency Funds.....		8,180,839	97
Grand Total of Assets.....	\$	12,468,013	35

Liabilities*Company Funds**To the Public:*

1. Taxes other than taxes on real estate.....	\$	19,334	23
2. Other expenses due and accrued.....		1,852	96
3. Investment reserves.....		125,000	00
4. Additional Investment Reserves set up by Registrar.....		110,000	00
5. All other liabilities.....		2,394	54
Total.....	\$	258,581	73

To the Shareholders:

6. Paid-in capital.....	\$	1,232,238	00
7. Balance of Profit and Loss Account.....		—106,494	20
Total.....	\$	1,125,743	80
Total Company Funds.....	\$	1,384,325	53

THE PREMIER TRUST COMPANY—Continued

Guaranteed Funds

8. Trust deposits		\$ 1,293,312 55
9. General Guaranteed Funds	\$ 1,600,353 23	
Interest due and accrued	9,182 07	
		<u>1,609,535 30</u>
Total Guaranteed Funds		<u>\$ 2,902,847 85</u>

Estates, Trusts and Agency Funds

10. Estates, Trusts and Agencies	\$ 7,966,115 73	
11. Due to Company Funds	214,724 24	
		<u>\$ 8,180,839 97</u>

Summary of Liabilities

Company Funds	\$ 1,384,325 53
Guaranteed Funds	2,902,847 85
Estates, Trusts and Agency Funds	8,180,839 97
Grand Total of Liabilities	<u><u>\$12,468,013 35</u></u>

REVENUE ACCOUNT

Income

1. Interest and Dividends earned on:		
(a) Mortgages and agreements for sale	\$ 11,363 70	
(b) Collateral loans	318 27	
(c) Bonds and debentures	2,877 43	
(d) Dividends on stocks	4,717 50	
(e) Other interest earned	9,929 49	
		<u>\$ 29,206 39</u>
2. Profit in guaranteed funds		59,468 50
3. Agency fees and commissions earned		94,323 10
4. All other revenue for the year		1,505 77
Total		<u><u>\$ 184,503 76</u></u>

Expenditure

5. Interest incurred	\$	842 68
6. Loss on sale of securities and real estate owned		121 67
7. Amount by which ledger values of assets were written down		5,000 00
8. License fees and taxes other than taxes on real estate:		
(a) Dominion	\$ 30,144 18	
(b) Provincial	326 00	
(c) Municipal	3,635 11	
		<u>34,105 29</u>
9. All other expenses incurred:		
(a) Salaries	\$ 74,750 81	
(b) Directors' and Advisory Committee fees	1,640 00	
(c) Auditors' fees	2,200 00	
(d) Legal fees	1,762 25	
(e) Travelling expenses	2,506 82	
(f) Printing and stationery	2,765 60	
(g) Advertising	1,844 52	
(h) Postage, telegrams, telephones and express	3,426 55	
(i) Maintenance of office premises	6,123 28	
(j) Miscellaneous	21,104 78	
		<u>118,124 61</u>
10. Net profit transferred to Profit and Loss Account		26,309 51
Total	\$	<u><u>184,503 76</u></u>

THE PREMIER TRUST COMPANY—Continued

PROFIT AND LOSS ACCOUNT

1. Balance brought forward from previous year.....	\$	—95,894 04
2. Amount transferred from Revenue Account.....	\$	26,309 51
3. Premium on capital stock sold during year.....		29 87
4. Amount transferred from Investment Reserve Fund.....		10,000 00
Total.....	\$	59,554 66
5. Dividends to shareholders declared during year.....	\$	36,939 54
6. <i>Additional investment reserve set up by Registrar</i>		10,000 00
7. Balance of account at 31st December, 1941.....		—106,494 20
Total.....	\$	59,554 66

MISCELLANEOUS

1. Fidelity Bonds on officers of the Corporation, \$50,000.00.		
2. Dividends and bonuses declared during year giving (a) dates declared, (b) dates payable, (c) rates: (a) June 9, 1941; (b) June 30, 1941; (c) $1\frac{1}{2}\%$. (a) December 17, 1941; (b) December 31, 1941; (c) $1\frac{1}{2}\%$.		
3. Date appointed for the Annual Meeting—February 18, 1942. Date of last Annual Meeting—February 19th, 1941.		
4. In the case of any Company whose Stocks, Bonds or Debentures held by the Corporation either directly or indirectly, if such Company is otherwise indebted to the Corporation upon loans either secured by mortgages or other security, or unsecured, the aggregate amount of such loans is.....	\$	451,141 07
The amount of interest due and unpaid, whether capitalized or not.....		132,024 72
The amount of interest on such loans taken credit for in the Revenue Account for the year.....		7,500 00
5. Amount of interest permanently capitalized during the year.....		2,972 28
6. Amount belonging to Estates, Trusts and Agency Funds held on deposit in Guaranteed Funds Department.....		115,650 00
7. Amount of Company's own Guaranteed Investment Receipts and interest thereon, due and unpaid.....	\$	10,617 59

CONSTATING INSTRUMENTS

Incorporated April 2nd, 1913, under Chap. 179, Parliament of Canada, 3-4 Geo. V, Extended March 24th, 1915. Registered in Ontario, November 20th, 1918.

Amalgamation with The Imperial Trusts Company of Canada. Agreement for purchase approved by the Treasury Board of Canada, 28th March, 1934, and also approved by Order in Council by the Lieutenant Governor, Province of Ontario, on 24th April, 1934, as of 28th March, 1934.

Amalgamation with the Security Loan and Savings Company, St. Catharines, Ontario. Agreement of purchase approved by the Treasury Board of Canada, September 1st, 1937, and also approved by order-in-council of the Lieutenant-Governor for the province of Ontario. June 23rd, 1937, as of March 24th, 1937.

THE PREMIER TRUST COMPANY—Continued

SCHEDULE B

SUMMARY OF MORTGAGE LOANS AND AGREEMENTS FOR SALE ON REAL ESTATE AS OF 31ST DECEMBER, 1941, CLASSIFIED AS TO PROVINCE

Province (a) Those two or more years in arrears. (b) All other.	Principal out- standing		Charges out- standing		Interest due and unpaid		Interest accrued		Totals		Amount of interest due and not charged	
	\$	c.	\$	c.	\$	c.	\$	c.	\$	c.	\$	c.
Company Funds												
Mortgages:												
Ontario..... (a)	476,833	57	2,663	25	4,518	00			483,014	82	7,174	11
Ontario..... (b)	27,453	79	5	95	379	68	339	18	29,178	60	81	60
Saskatchewan.. (a)	1,406	27	22	72	279	42			1,708	41	1,040	71
Agreements for Sale:												
Ontario..... (a)	6,711	00			1,049	73			7,760	73		
Ontario..... (b)	105,248	42	*2	95	604	03	945	84	106,795	34		
Alberta..... (a)	711	50							711	50		
	618,364	55	2,688	97	6,830	86	1,285	02	629,169	40	8,296	42
Less held under power of sale.....	451,141	07							451,141	07		
	167,223	48	2,688	97	6,830	86	1,285	02	178,028	33		
Guaranteed Funds												
Mortgages:												
Ontario..... (a)	88,244	43	8,455	16	11,381	26	206	28	108,287	13	21,233	58
Ontario..... (b)	1,510,932	11	1,140	81	17,782	01	19,440	91	1,549,295	84		
Saskatchewan.. (a)	2,558	24	322	75	1,713	44			4,594	43	2,193	70
Alberta..... (b)	1,200	00							1,200	00		
Agreements for Sale:												
Ontario..... (b)	18,628	84			78	96	265	63	18,973	43		
	1,621,563	62	9,918	72	30,955	67	19,912	82	1,682,350	83	23,427	28
Totals:												
Company Funds.. (a)	485,662	34	2,685	97	5,847	15			493,195	46	8,214	82
Guaranteed Funds (a)	90,802	67	8,777	91	13,094	70	206	28	112,881	56		
Total.....	576,465	01	11,463	88	18,941	85	206	28	606,077	02	8,214	82
Company Funds.. (b)	132,702	21	3	00	983	71	1,285	02	135,973	94	81	60
Guaranteed Funds (b)	1,530,760	95	1,140	81	17,860	97	19,706	54	1,569,469	27	23,427	28
Total.....	1,663,463	16	1,143	81	18,844	68	20,991	56	1,705,443	21	23,508	88
Grand Total.....	2,239,928	17	12,607	69	37,786	53	21,197	84	2,311,520	23	31,723	70

*Credit

THE PRUDENTIAL TRUST COMPANY, LIMITED

Head Office, Montreal, Quebec

OFFICERS

President—H. N. CHAUVIN, K.C.
Vice-Presidents—PAUL GALIBERT.
L. R. CHAMPION.

Manager—FRANK S. TAYLOR.
Secretary—ALFRED HALL.
Treasurer—GEORGE M. RAE.

DIRECTORS

H. N. CHAUVIN, K.C.
PAUL GALIBERT.
L. R. CHAMPION.
HAROLD E. WALKER, K.C.

W. DOIG ROBB
FRANK S. TAYLOR.
W. B. POWELL.
E. V. BARTHE.

GEORGE GANETAKOS.

Auditors—RIDDELL, STEAD, GRAHAM, & HUTCHISON.

CAPITAL

Amount of Capital Stock authorized (100,000 shares of \$10.00 each)	\$ 1,000,000 00
Amount subscribed—Capital Stock	175,270 00
Amount paid in cash	175,270 00

BALANCE SHEET AS AT 31st DECEMBER, 1941

Assets

Company Funds

1. Office premises	\$ 68,401 53
2. Book value of real estate (less encumbrances \$34,545.97) held for sale: Freehold land (including buildings)	\$ 55,559 39
3. Amount secured by mortgages on real estate including: First mortgages \$ 2,044 21 Agreements for sale 912 88	2,957 09
<i>(See Schedule B)</i>	
4. Amount of loans secured by stocks, bonds and other collateral: Principal	10,000 00
5. Book value of bonds, debentures and debenture stocks: (a) Government and Government Guaranteed:—Dominion and United Kingdom \$ 58,670 00 Interest accrued 1,037 42	\$ 59,707 42
(b) Provincial and Provincial Guaranteed . . . \$ 15,400 00 Interest accrued 226 85	15,626 85
(c) Canadian municipalities, school districts and rural telephone companies \$ 13,083 70 Interest accrued 243 84	13,327 54
(d) All other bonds \$ 3,010 00 Interest accrued 62 47	3,072 47
	91,734 28
6. Book value of stocks	1 00
7. Cash on hand	170 00
8. Cash on deposit with chartered banks in Canada	27,645 16
9. Advances to estates, trusts, etc., under administration	10,140 54
10. All other assets	18,693 60
Total Company Funds	\$ 285,302 59

PRUDENTIAL TRUST COMPANY, LIMITED—Continued

Estates, Trusts and Agency Funds

11. Investments	\$ 2,405,242 55	
12. Cash on hand and in banks	259,339 05	
		\$ 2,664,581 60

Summary of Assets

Company Funds	\$ 285,302 59
Estates, Trusts and Agency Funds	2,664,581 60
Grand Total of Assets	\$ 2,949,884 19

Liabilities*Company Funds**To the Public:*

1. Taxes other than taxes on real estate	\$ 1,342 26
2. Other expenses due and accrued	4,654 15
3. All other liabilities	3,084 77
Total	\$ 9,081 18

To the Shareholders:

4. Paid-in capital	\$ 175,270 00
5. Balance of Profit and Loss Account	100,951 41
Total	\$ 276,221 41
Total Company Funds	\$ 285,302 59

Estates, Trusts and Agency Funds

6. Estates, Trusts and Agencies	\$ 2,638,213 49
7. Due to Company Funds	26,368 11
	\$ 2,664,581 60

Summary of Liabilities

Company Funds	\$ 285,302 59
Estates, Trusts and Agency Funds	2,664,581 60
Grand Total of Liabilities	\$ 2,949,884 19

REVENUE ACCOUNT**Income**

1. Rents earned, net—on office premises	\$ 3,424 74
2. Interest and Dividends earned on:	
(a) Mortgages and agreements for sale	\$ 245 51
(b) Collateral loans	350 01
(c) Bonds and debentures	3,933 39
(d) Other interest earned	193 22
	4,722 13
3. Profit on sale of securities and real estate	60 00
4. Agency fees and commissions earned	93,035 78
5. All other revenue for the year	2,446 20
Total	\$ 103,688 85

Expenditure

6. Amount by which ledger values of assets were written down	\$ 7,142 67
7. License fees and taxes other than taxes on real estate:	
(a) Dominion	\$ 109 02
(b) Provincial	2,484 34
(c) Municipal	957 23
	3,550 59

PRUDENTIAL TRUST COMPANY, LIMITED—Continued

8. All other expenses incurred:		
(a) Salaries.....	\$	58,397 39
(b) Directors' and Advisory Committee fees.....		780 00
(c) Auditors' fees.....		2,400 00
(d) Legal fees.....		62 50
(e) Rents.....		12,880 38
(f) Travelling expenses.....		2,444 96
(g) Printing and stationery.....		1,342 40
(h) Advertising.....		469 39
(i) Postage, telegrams, telephones and express.....		2,268 91
(j) Miscellaneous.....		3,979 28
		85,025 21
9. Net profit transferred to Profit and Loss Account.....		7,970 38
Total.....	\$	103,688 85

PROFIT AND LOSS ACCOUNT

1. Balance brought forward from previous year.....	\$	92,981 03
2. Amount transferred from Revenue Account.....		7,970 38
Total.....	\$	100,951 41
3. Balance of account at 31st December, 1941.....	\$	100,951 41
Total.....	\$	100,951 41

MISCELLANEOUS

1. Fidelity Bonds on officers of the Corporation. All officers Bonded.
2. Date appointed for the Annual Meeting—March 11th, 1942.
Date of last Annual Meeting—March 7th, 1941.

CONSTATING INSTRUMENTS

The Prudential Trust Company, Limited, was incorporated in 1909 by a Special Act of the Parliament of the Dominion of Canada, 8-9 Edward VII, Chapter 124.

Authorized in 1911 by Special Act of the Legislature, 1 Geo. V, Chapter 139, to transact business in the Province of Ontario as specified in Section 1 (5) of the said Act, which enacts as follows:

“(5) The Company shall be limited in respect of all business relating to property, rights or interests in the Province of Ontario, to the powers mentioned in this Act or granted from time to time to trust companies by any Public Act or Order of the Lieutenant-Governor in Council of the said Province and shall be subject to the general public law of the said Province relating to trust companies and trusts.”

In 1922, by Chap. 71, George V, 12-13, the authorized capital was increased from \$1,500,000 to \$2,000,000 representing 20,000 shares of par value \$100.

In 1930, by Chap. 70, George V, 20-21, the capital structure was altered to represent 100,000 shares of stock with a par value of \$20 a share.

In 1934 by Bill No. 11, 5th Session, 17th Parliament 24, George V, the par value of the shares was reduced from \$20 to \$10.

Under the provisions of 1 Geo. V, c. 139, as amended by 10 Geo. V, c. 158, the deposit as security to do business in Ontario may be fixed from time to time by the Lieutenant-Governor in Council. By Order-in-Council, dated June 15th, 1920, the Company's deposit of \$200,000 was reduced to \$50,000.00. By Order-in-Council, dated July 4th, 1933, the deposit required was further reduced to \$30,000.00.

The Company has a deposit in the Province of Ontario amounting to \$30,000.00.

PRUDENTIAL TRUST COMPANY, LIMITED—Continued

SCHEDULE B

SUMMARY OF MORTGAGE LOANS AND AGREEMENTS FOR SALE ON REAL ESTATE AS OF
31ST DECEMBER, 1941, CLASSIFIED AS TO PROVINCE

Province (a) Those two or more years in arrears. (b) All other.	Principal out- standing	Charges out- standing	Interest due and unpaid	Interest accrued	Totals	Amount of interest due and not charged
Mortgages:						
Quebec. (a)	2,044 21	2,044 21
Agreements for Sale:						
Alberta. (a)	912 88	912 88
Total	2,957 09	2,957 09	Nil

THE ROYAL TRUST COMPANY**Head Office, Montreal, Quebec**

OFFICERS

President—HUNTLY R. DRUMMOND. Vice-President and General Manager—ROBERT P. JELLETT
 Assistant General Manager—ROSS CLARKSON.
 Secretary—G. T. BOGERT.

DIRECTORS

HUNTLY R. DRUMMOND.	JAMES A. ECCLES.
ROBERT P. JELLETT.	R. S. McLAUGHLIN.
D. FORBES ANGUS.	ROSS H. McMASTER.
THE HON. C. C. BALLANTYNE, P.C.	THE HON. S. C. MEWBURN, K.C.
SIR EDWARD BEATTY, G.B.E.	BRITTON OSLER, K.C.
LAMONTE J. BELNAP.	CHARLES F. SISE.
WILLIAM A. BOG.	WALTER M. STEWART.
THE HON. HENRY COCKSHUTT.	THE HON. L. A. TASCHEREAU, K.C., LL.D.
NORMAN J. DAWES.	W. N. TILLEY, K.C.
C. W. DEAN.	SIR FREDERICK WILLIAMS-TAYLOR, LL.D.
JACKSON DODDS, O.B.E.	THE HON. CHARLES A. DUNNING, P.C.

Auditors—JOHN PATERSON, C.A.; ALASTAIR A. GOWAN, C.A., MONTREAL.

CAPITAL

Amount of Capital Stock authorized (100,000 shares of \$20 each, 30,000 shares of \$100 each).....	\$ 5,000,000 00
Amount subscribed (100,000 shares of \$20 each).....	2,000,000 00
Amount paid in cash.....	2,000,000 00

BALANCE SHEET AS AT 31st DECEMBER, 1941**Assets***Company Funds*

1. Interest in Royal Trust Building, Montreal.....	\$ 345,000 00
2. Office premises.....	593,603 41
3. Book value of real estate held for sale: Freehold land (including buildings).....	1 00
4. Amount secured by mortgages on real estate including: First mortgages.....	\$ 1,300,713 97
Second and subsequent mortgages.....	1,250 00
Agreements for sale.....	14,574 30
Interest due.....	2,007 06
Interest accrued.....	12,204 78
	<hr/>
	1,330,750 11
(See Schedule B)	
5. Amount of loans secured by stocks, bonds and other collateral: Principal.....	\$ 1,002,435 20
Interest due.....	976 00
Interest accrued.....	545 81
	<hr/>
	1,003,957 01
6. Book value of bonds, debentures and debenture stocks: (a) Government and Government Guaranteed:—Dominion and United Kingdom.....	\$ 3,315,897 78
Interest accrued.....	17,943 00
	<hr/>
	\$ 3,333,840 78

THE ROYAL TRUST COMPANY—Continued

(b) Provincial and Provincial Guaranteed.	\$2,163,382 05		
Interest accrued.....	17,789 58	\$	2,181,171 63
(c) Canadian municipalities, school districts and rural telephone companies	\$ 757,590 62		
Interest accrued.....	8,984 17		766,574 79
(d) All other bonds.....	\$ 1,917,536 29		
Interest accrued.....	30,149 82		1,947,686 11
		\$	8,229,273 31
7. Book value of stocks.....			746,048 13
8. Cash on hand.....			3,298 87
9. Advances to estates, trusts, etc., under administration.....			436,721 02
10. Accrued fees and charges for administering estates.....			227,088 08
11. All other assets.....			89,378 47
Total Company Funds.....		\$	13,005,119 41

Guaranteed Funds

12. Amount of loans, secured by stocks, bonds and other collateral:			
Principal.....	\$ 1,125,256 79		
Interest accrued.....	1,272 02		
		\$	1,126,528 81
13. Book value of bonds, debentures and debenture stocks:			
(a) Government and Government Guaranteed:—Dominion and United Kingdom.....	\$ 1,690,991 13		
Interest accrued.....	12,635 35		
		\$	1,703,626 48
(b) Provincial and Provincial Guaranteed.....	\$ 508,676 43		
Interest accrued.....	4,879 15		513,555 58
(c) Canadian municipalities, school districts and rural telephone companies	\$ 369,944 76		
Interest accrued.....	4,758 61		374,703 37
(d) All other bonds.....	\$ 63,366 46		
Interest accrued.....	459 09		63,825 55
			2,655,710 98
14. Cash on deposit with chartered banks in Canada.....			166,464 48
15. All other assets.....			61,732 52
Total Guaranteed Funds.....		\$	4,010,436 79

Estates, Trusts and Agency Funds

16. Unrealized assets and investments.....	\$702,235,185 74		
17. Cash on hand and in banks.....	22,897,437 11		
			\$725,132,622 85

Summary of Assets

Company Funds.....	\$ 13,005,119 41
Guaranteed Funds.....	4,010,436 79
Estates, Trusts and Agency Funds.....	725,132,622 85
Grand Total of Assets.....	<u>\$742,148,179 05</u>

THE ROYAL TRUST COMPANY—Continued

Liabilities

Company Funds

To the Public:

1. Money borrowed from banks:	
With security	\$ 5,659,195 63
2. Taxes other than taxes on real estate	224,225 05
3. Other expenses due and accrued	14,275 09
4. All other liabilities	130,282 11
Total	<u>\$ 6,027,977 88</u>

To the Shareholders:

5. Paid-in capital	\$ 2,000,000 00
6. Reserve Fund	4,000,000 00
7. Balance of Profit and Loss Account	977,141 53
Total	<u>\$ 6,977,141 53</u>
Total Company Funds	<u>\$ 13,005,119 41</u>

Guaranteed Funds

8. Indemnity, Surety and Guarantee Bonds	61,732 52
9. Specific Guaranteed Funds	361,395 05
10. General Guaranteed Funds	\$ 3,587,111 07
Interest due and accrued	198 15
Total Guaranteed Funds	<u>\$ 4,010,436 79</u>

Estates, Trusts and Agency Funds

11. Estates, Trusts and Agencies	\$724,695,901 83
12. Due to Company Funds	436,721 02
Total	<u>\$725,132,622 85</u>

Summary of Liabilities

Company Funds	\$ 13,005,119 41
Guaranteed Funds	4,010,436 79
Estates, Trusts and Agency Funds	725,132,622 85
Grand Total of Liabilities	<u><u>\$742,148,179 05</u></u>

REVENUE ACCOUNT

Income

1. Interest and Dividends earned on:	
(a) Mortgages and agreements for sale	\$ 86,017 34
(b) Collateral loans	104,015 90
(c) Bonds and debentures	297,252 02
(d) Dividends on stocks	80,554 32
(e) Bank deposits	2,246 89
Total	<u>\$ 570,086 47</u>
2. Profit in guaranteed funds	52,488 19
3. Agency fees and commissions earned	2,002,468 24
4. All other revenue for the year	32,080 05
Total	<u><u>\$ 2,657,122 95</u></u>

THE ROYAL TRUST COMPANY—Continued

Expenditure

5. Interest incurred		\$	24,025	44
6. License fees and taxes other than taxes on real estate:				
(a) Dominion	\$	167,805	51	
(b) Provincial		42,163	14	
(c) Municipal		21,380	83	
				231,349 48
7. Amount transferred to Investment Reserves				1,232 81
8. All other expenses incurred:				
(a) Salaries	\$	1,474,210	85	
(b) Directors' and Advisory Committee fees		48,405	06	
(c) Auditors' fees		40,245	33	
(d) Legal fees		3,543	99	
(e) Rents		186,654	12	
(f) Travelling expenses		19,371	37	
(g) Printing and stationery		32,919	83	
(h) Advertising		20,484	17	
(i) Postage, telegrams, telephones and express		47,251	09	
(j) Maintenance of office premises		49,830	79	
(k) Miscellaneous		146,666	85	
				2,069,583 45
9. Net profit transferred to Profit and Loss Account				330,931 77
Total	\$	2,657,122	95	

PROFIT AND LOSS ACCOUNT

1. Balance brought forward from previous year	\$	966,209	76
2. Amount transferred from Revenue Account		330,931	77
Total	\$	1,297,141	53
3. Dividends to shareholders declared during year	\$	320,000	00
4. Balance of account at 31st December, 1941	\$	977,141	53
Total	\$	1,297,141	53

MISCELLANEOUS

- Fidelity Bonds on officers of the Corporation, \$100,000.00.
- Dividends and bonuses declared during year giving (a) dates declared, (b) dates payable—(c) rates:
 - January 14, 1941; (b) January 31, 1941; (c) 80c.
 - April 8, 1941; (b) April 30, 1941; (c) 80c.
 - July 8, 1941; (b) August 1, 1941; (c) 80c.
 - October 14, 1941; (b) November 1, 1941; (c) 80c. (Total \$3.20 per share).
- Date appointed for the Annual Meeting—Second Tuesday in February.
Date of last Annual Meeting—February 11th, 1941.
- In the case of any Company whose Stock, Bonds or Debentures held by the Corporation either directly or indirectly, if such Company is otherwise indebted to the Corporation upon loans either secured by mortgages or other security, or unsecured, the aggregate amount of such loans is 12,000 00
The amount of interest on such loans taken credit for in the Revenue Account for the year 26 30

THE ROYAL TRUST COMPANY—Continued

CONSTATING INSTRUMENTS

The Royal Trust Company was incorporated in 1892, by Special Act of the Province of Quebec, 55-56 Vict., chap. 79, which was amended by 55-56 Vict. (1892), chap. 80 (Q), and by 59 Vict. (1896), chap. 67 (Q), and by 63 Vict. (1900), chap. 76 (Q), 6 Edw. VII, chap. 73, 17 Geo. V, chap. 147 (Q), 19 Geo. V, chap. 104 (Q).

Authorized by Special Act of the Legislature of Ontario, 2 Edw. VII, chap. 103, to transact business therein as specified in Section 1 (5) of the said Act, which enacts as follows:

"(5) The Company shall be limited in respect to all business relating to property, rights or interests in the Province of Ontario, to the powers mentioned in the schedule to The Ontario Trust Companies' Act, and shall be subject to the general provisions of the said Act and of the general law of the said Province relating to trust companies and trusts."

The Company has a deposit in the Province of Ontario amounting to \$200,000.00.

SCHEDULE B

SUMMARY OF MORTGAGE LOANS AND AGREEMENTS FOR SALE ON REAL ESTATE AS OF 31ST DECEMBER, 1941, CLASSIFIED AS TO PROVINCE

Province	Principal out-standing	Charges out-standing	Interest due and unpaid	Interest accrued	Totals	Amount of interest due and not charged
(a) Those two or more years in arrears.						
(b) All other.						
Company Funds	\$ c.	\$ c.	\$ c.	\$ c.	\$ c.	\$ c.
Alberta.....(a)	3,609 77	107 83			3,717 60	3,075 50
Alberta.....(b)	10,899 08		4 55	163 66	11,067 29	
British Columbia.(a)	1,000 00				1,000 00	173 20
British Columbia.(b)	254,985 62	2,854 22	322 50	1,684 07	259,846 41	938 98
Manitoba.....(a)	2,718 85	341 98			3,060 83	287 35
Manitoba.....(b)	47,759 55	110 53		4 13	47,874 21	561 54
New Brunswick..(b)	8,900 00			54 09	8,954 09	
Nova Scotia.....(b)	4,350 00				4,350 00	19 45
Ontario.....(a)	17,089 94			174 97	17,264 91	8,334 36
Ontario.....(b)	319,307 67		636 00	3,885 82	323,829 49	
Quebec.....(a)	52,653 05		96		52,654 01	2,363 18
Quebec.....(b)	659,267 42		1,047 60	6,233 49	666,548 51	2,926 36
Saskatchewan....(a)	377,276 13	19,631 09			396,907 22	124,074 78
Saskatchewan....(b)	109,544 76	474 01			110,018 77	3,655 52
Total.....(a)	454,347 74	20,080 90	96	174 97	474,604 57	138,308 37
Total.....(b)	1,415,014 10	3,438 76	2,010 65	12,025 26	1,432,488 77	8,101 85
Grand Total..	1,869,361 84	23,519 66	2,011 61	12,200 23	1,907,093 34	146,410 22

THE STERLING TRUSTS CORPORATION

Head Office, Toronto, Ontario

OFFICERS

President—CHARLES BAUCKHAM.

General Manager—CHARLES BAUCKHAM.

Vice-President—A. W. BRIGGS, K.C.

Secretary—JAMES R. LOVATT.

DIRECTORS

JOHN HALLAM.

CHARLES H. BURGESS.

LORNE JOHNSON.

JOHN R. BOYS.

S. J. BOYD, M.D.

A. W. BRIGGS, K.C.

CHARLES BAUCKHAM.

W. H. WARDROPE, K.C.

Auditors—PEAT, MARWICK, MITCHELL & COMPANY

CAPITAL

Amount of Capital Stock authorized (20,000 shares of \$100.00 each)	\$ 2,000,000 00
Amount subscribed	940,200 00
Amount paid in cash—On \$940,200.00 stock 50% called	803,300 00

BALANCE SHEET AS AT 31st DECEMBER, 1941

Assets

Company Funds

1. Office premises	\$ 81,000 00
2. Book value of real estate held for sale:	
Freehold land (including buildings)	156,840 53
3. Amount secured by mortgages on real estate including:	
First mortgages	\$ 217,723 70
Second mortgages	58,005 34
Agreements for sale	162,868 78
Interest due	31,180 07
Interest accrued	2,056 52
	<hr/>
	471,834 41
<i>(See Schedule B)</i>	
4. Amount of loans secured by stocks, bonds and other collateral:	
Principal	\$ 760 55
Interest accrued	16 03
	<hr/>
	776 58
5. Book value of bonds, debentures and debenture stocks:	
Bonds other than Government, Provincial and Municipal	\$ 49,960 25
Interest accrued	230 29
	<hr/>
	50,190 54
6. Book value of stocks	\$ 82,384 32
Accrued dividends thereon	910 75
	<hr/>
	83,295 07
7. Cash on hand	10,700 68
8. Cash on deposit with chartered banks in Canada	46,130 30
9. Advances to estates, trusts, etc., under administration	80,544 49
10. Accrued fees and charges	11,110 55
11. All other assets	14,148 68
	<hr/>
Total Company Funds	\$ 1,006,571 83

THE STERLING TRUSTS CORPORATION—Continued

Guaranteed Funds

12. Amount secured by mortgages on real estate including:			
First mortgages.....	\$	1,724,100	59
Agreements for sale.....		145,379	78
Interest due.....		399	03
Interest accrued.....		21,442	79
			<u>\$ 1,891,322 19</u>
			<i>(See Schedule B)</i>
13. Book value of bonds, debentures and debenture stocks:			
(a) Government:—Dominion.....	\$	124,625	00
Interest accrued.....		349	31
			<u>\$ 124,974 31</u>
(b) Provincial.....	\$	75,560	15
Interest accrued.....		704	13
			<u>76,264 28</u>
(c) Canadian municipalities, school districts.....	\$	197,409	29
Interest accrued.....		4,906	02
			<u>202,315 31</u>
			403,553 90
14. Cash on hand.....			7,172 86
15. Cash on deposit with chartered banks in Canada.....			88,332 49
			<u>\$ 2,390,381 44</u>

Estates, Trusts and Agency Funds

16. Unrealized assets and investments.....	\$	5,306,784	22
17. Cash on hand and in banks.....		199,417	69
			<u>\$ 5,506,201 91</u>

Summary of Assets

Company Funds.....	\$	1,006,571	83
Guaranteed Funds.....		2,390,381	44
Estates, Trusts and Agency Funds.....		5,506,201	91
			<u>\$ 8,903,155 18</u>

Liabilities*Company Funds**To the Public:*

1. Taxes other than taxes on real estate.....	\$	13,500	00
2. Dividends to shareholders declared and unpaid.....		12,048	22
3. Investment reserves.....		96,513	88
4. All other liabilities.....		1,453	97
			<u>\$ 123,516 07</u>

To the Shareholders:

5. Paid-in capital.....	\$	803,300	00
6. Reserve Fund.....		50,000	00
7. Balance of Profit and Loss Account.....		29,755	76
			<u>\$ 883,055 76</u>
Total.....	\$	883,055	76
Total Company Funds.....	\$	1,006,571	83

THE STERLING TRUSTS CORPORATION—Continued

Guaranteed Funds

8. Trust deposits.....		\$ 403,913 80
9. General Guaranteed Funds.....	\$ 1,964,809 49	
Interest due and accrued.....	21,658 15	
		<u>1,986,467 64</u>
Total Guaranteed Funds.....		\$ 2,390,381 44

Estates, Trusts and Agency Funds

10. Estates, Trusts and Agencies.....	\$ 5,449,657 42	
11. Due to Company Funds.....	56,544 49	
		<u>\$ 5,506,201 91</u>

Summary of Liabilities

Company Funds.....	\$ 1,006,571 83
Guaranteed Funds.....	2,390,381 44
Estates, Trusts and Agency Funds.....	5,506,201 91
	<u>\$ 8,903,155 18</u>

REVENUE ACCOUNT

Income

1. Rents earned, net—on office premises.....		\$ 2,617 30
2. Interest and Dividends earned on:		
(a) Mortgages and agreements for sale.....	\$ 13,401 68	
(b) Collateral loans.....	278 71	
(c) Bonds and debentures.....	3,027 89	
(d) Dividends on stocks.....	3,694 50	
(e) Other interest earned.....	1,579 02	
		<u>21,981 80</u>
3. Profit on sale of real estate.....		7,246 43
4. Profit in guaranteed funds.....		42,456 64
5. Agency fees and commissions earned.....		40,868 20
6. All other revenue for the year.....		5,228 81
		<u>\$ 120,399 18</u>

Expenditure

7. Loss on sale of real estate owned.....		\$ 848 21
8. Amount by which ledger values of assets were written down.....		4,047 07
9. License fees and taxes other than taxes on real estate:		
(a) Dominion.....	\$ 13,394 21	
(b) Provincial.....	570 49	
(c) Municipal.....	953 96	
		<u>14,918 66</u>
10. All other expenses incurred:		
(a) Salaries.....	\$ 49,222 60	
(b) Directors' and Advisory Committee fees.....	1,282 00	
(c) Auditors' fees.....	1,350 00	
(d) Rents.....	9,672 50	
(e) Travelling expenses.....	2,538 01	
(f) Printing and stationery.....	1,450 07	
(g) Advertising.....	3,620 42	
(h) Postage, telegrams, telephones and express.....	1,613 61	
(i) Miscellaneous.....	3,424 43	
		<u>74,173 64</u>
11. Net profit transferred to Profit and Loss Account.....		26,411 60
		<u>\$ 120,399 18</u>

THE STERLING TRUSTS CORPORATION—Continued

PROFIT AND LOSS ACCOUNT

1. Balance brought forward from previous year.....	\$	28,440 41
2. Amount transferred from Revenue Account.....		26,411 60
Total.....	\$	54,852 01
3. Dividends to shareholders declared during year.....	\$	24,096 25
4. Paid into Retirement Fund.....		1,000 00
5. Balance of account at 31st December, 1941.....		29,755 76
Total.....	\$	54,852 01

MISCELLANEOUS

- Fidelity Bonds on officers of the Corporation, \$40,000.00.
- Dividends and bonuses declared during year giving (a) dates declared, (b) dates payable, (c) rates:
 - June 16, 1941; (b) July 2, 1941; (c) 1½%.
 - December 8, 1941; (b) January 2, 1942; (c) 1½%.
- Date appointed for the Annual Meeting—February 9th, 1942.
Date of last Annual Meeting—February 10th, 1941.
- Amount belonging to Estates, Trusts and Agency Funds held on deposit in Guaranteed Funds Department.....\$ 91,494 68
- Amount of Company's own Guaranteed Investment Receipts and interest thereon, due and unpaid. Interest coupons unrepresented..... 44 35

CONSTATING INSTRUMENTS

The Sterling Trusts Corporation was incorporated 19th May, 1911, by Special Act of Parliament of Canada, 1-2 Geo. V, chap. 144.

The original head office of the Company was at Regina, in the Province of Saskatchewan.

By Order-in-Council (D), head office was changed to the City of Toronto, in the Province of Ontario.

Registered on the Trusts Companies' Register, 1st December, 1913.

By an Act of the Parliament of Canada, 17 Geo. V, chap. 94, April 14th, 1927, the authorized capital stock of the corporation was increased from \$1,000 000 to \$2,000,000.

THE STERLING TRUSTS CORPORATION—Continued

SCHEDULE B

SUMMARY OF MORTGAGE LOANS AND AGREEMENTS FOR SALE ON REAL ESTATE AS OF 31ST DECEMBER, 1941, CLASSIFIED AS TO PROVINCE

Province (a) Those two or more years in arrears. (b) All other.	Principal out- standing		Charges out- standing		Interest due and unpaid		Interest accrued		Totals		Amount of interest due and not charged	
	\$	c.	\$	c.	\$	c.	\$	c.	\$	c.	\$	c.
Company Funds												
Ontario.....(a)	46,870	00	402	00					47,272	00		
Ontario.....(b)	142,667	29	177	89	369	28	1,697	48	144,911	94		
Manitoba.....(b)	1,700	00					61	79	1,761	79		
Alberta.....(a)	2,192	00			43	00			2,235	00		Not Computed
Saskatchewan....(a)	208,686	00	4,415	00	30,576	00	216	25	243,893	25		
Saskatchewan....(b)	31,484	23	3	41	191	79	81	00	31,760	43		
	433,599	52	4,998	30	31,180	07	2,056	52	471,834	41		
Guaranteed Funds												
Ontario.....(a)	6,510	00							6,510	00		Not Computed
Ontario.....(b)	1,861,460	93	1,509	44	399	03	21,442	79	1,884,812	19		
	1,867,970	93	1,509	44	399	03	21,442	79	1,891,322	19		

THE TORONTO GENERAL TRUSTS CORPORATION

Head Office, Toronto, Ontario

OFFICERS

President—A. E. PHIPPS.

Vice-President—CHARLES MCCREA.

Vice-President and General Manager—W. G. WATSON.

Secretary—J. W. LANGMUIR.

Treasurer—DONALD K. TOW.

DIRECTORS

A. E. PHIPPS.

W. G. WATSON.

COL. JOHN F. MICHIE.

ISAAC PITBLADO, K.C.

HON. ALBERT MATTHEWS.

CHARLES S. MACDONALD.

ARNOLD C. MATTHEWS.

HON. G. HOWARD FERGUSON, K.C.

WALTER C. LAIDLAW.

CHARLES S. BAND.

COL. THE HON. E. W. HAMBER.

HON. CHARLES MCCREA, K.C.

HON. A. C. HARDY.

PAUL J. MYLER.

CHARLES S. MACINNES, K.C.

ARTHUR L. BISHOP.

W. KASPAR FRASER, K.C.

BRIG. GEN. C. H. MACLAREN.

HERBERT H. HORSFALL.

ALEXANDER FASKEN, K.C.

D. E. KILGOUR.

AUBREY DAVIS.

Auditors—CLARKSON, GORDON, DILWORTH & NASH; ARTHUR J. HARDY.

CAPITAL

Amount of Capital Stock authorized (50,000 shares of \$100.00 each)	\$ 5,000,000 00
Amount subscribed	3,000,000 00
Amount paid in cash	3,000,000 00

BALANCE SHEET AS AT 31st DECEMBER, 1941

Assets

Company Funds

1.	Office premises		\$ 1,650,000 00
2.	Book value of real estate held for sale:		
	Freehold land (including buildings)		2,168,194 59
3.	Amount secured by mortgages on real estate including:		
	First mortgages	\$ 334,610 28	
	Agreements for sale	759,427 30	
	Interest due	3,598 17	
	Interest accrued	4,803 76	
		1,102,439 51	
	(See Schedule B)		
4.	Amount of loans secured by stocks, bonds and other collateral:		
	Principal	\$ 4,500 00	
	Interest due	70 19	
	Interest accrued	7 35	
		4,577 54	
5.	Book value of bonds, debentures and debenture stocks:		
	(a) Government and Government Guaranteed:—Dominion and United Kingdom	\$ 100,000 00	
	Interest accrued	1,353 42	
		101,353 42	
	(b) Provincial and Provincial Guaranteed	\$ 4,008 76	
	Interest accrued	81 00	
		4,089 76	
	(c) Other bonds	84,632 53	
	Interest accrued	173 29	
		84,805 82	
		190,249 00	
6.	Book value of stocks	\$ 48,855 63	
	Accrued dividends thereon	498 63	
		49,354 26	
7.	Cash on hand	900 89	
8.	Cash on deposit with chartered banks in Canada	345,709 40	
9.	Advances to estates, trusts, etc., under administration	153,907 11	
10.	All other assets	33,904 76	
		5,699,237 06	
	Total Company Funds	\$ 5,699,237 06	

THE TORONTO GENERAL TRUSTS CORPORATION—Continued

Guaranteed Funds

11. Amount secured by mortgages on real estate including:			
First mortgages.....	\$	11,177,512	57
Interest due.....		207,983	07
Interest accrued.....		90,221	14
			\$ 11,475,716 78
			(See Schedule B)
12. Amount of loans, secured by stocks, bonds and other collateral:			
Principal.....	\$	371,927	29
Interest due.....		8,103	12
Interest accrued.....		1,318	82
			381,349 23
13. Book value of bonds, debentures and debenture stocks:			
(a) Government and Government Guaranteed—Dominion and United Kingdom.....	\$	1,272,267	08
Interest accrued.....		11,525	17
			\$ 1,283,792 25
(b) Provincial and Provincial Guaranteed.....	\$	825,798	07
Interest due.....		5,540	00
Interest accrued.....		10,208	34
			841,546 41
(c) Canadian municipalities, school districts and rural telephone companies.....	\$	1,859,213	05
Interest accrued.....		26,456	27
			1,885,669 32
(d) All other bonds.....	\$	99,895	98
Interest accrued.....		1,249	41
			101,145 39
			4,112,153 37
14. Book value of stocks.....	\$	74,310	90
Accrued dividends thereon.....		184	33
			74,495 23
15. Cash on hand.....			55,651 24
16. Cash on deposit with chartered banks in Canada.....			1,741,747 29
			17,841,113 14
Total Guaranteed Funds.....	\$		

Estates, Trusts and Agency Funds

17. Unrealized assets.....	\$	141,035,053	51
18. Investments.....		78,416,969	94
19. Cash on hand and in banks.....		5,638,032	72
			\$225,090,056 17

Summary of Assets

Company Funds.....	\$	5,699,237	06
Guaranteed Funds.....		17,841,113	14
Estates, Trusts and Agency Funds.....		225,090,056	17
Grand Total of Assets.....	\$	248,630,406	37

Liabilities*Company Funds**To the Public:*

1. Taxes other than taxes on real estate.....	\$	124,629	95
2. Dividends to shareholders declared and unpaid.....		30,000	00
3. Investment reserves.....		528,160	22
4. All other liabilities.....		12,643	23
Total.....	\$	695,433	40

THE TORONTO GENERAL TRUSTS CORPORATION—Continued

To the Shareholders:

5. Paid-in capital	\$ 3,000,000 00
6. Reserve Fund	1,500,000 00
7. Balance of Profit and Loss Account	503,803 66
Total	<u>\$ 5,003,803 66</u>
Total Company Funds	<u>\$ 5,699,237 06</u>

Guaranteed Funds

8. Trust deposits	\$ 6,847,848 14
9. Specific Guaranteed Funds	\$ 704,684 68
Interest due and accrued	4,207 88
	<u>708,892 56</u>
10. General Guaranteed Funds	\$ 10,153,003 20
Interest due and accrued	81,369 24
	<u>10,234,372 44</u>
11. Investment Reserves	50,000 00
Total Guaranteed Funds	<u>\$ 17,841,113 14</u>

Estates, Trusts and Agency Funds

12. Estates, Trusts and Agencies	\$224,936,149 06
13. Due to Company Funds	153,907 11
	<u>\$225,090,056 17</u>

Summary of Liabilities

Company Funds	\$ 5,699,237 06
Guaranteed Funds	17,841,113 14
Estates, Trusts and Agency Funds	225,090,056 17
Grand Total of Liabilities	<u>\$248,630,406 37</u>

REVENUE ACCOUNT

Income

1. Rents earned, net—on office premises	\$ 66,334 40
2. Interest and Dividends earned on:	
(a) Mortgages and agreements for sale	\$ 41,420 84
(b) Collateral loans	549 68
(c) Bonds and debentures	5,361 30
(d) Dividends on stocks	2,249 51
(e) Other interest earned	40,711 38
	<u>90,292 71</u>
3. Profit in guaranteed funds	312,437 39
4. Agency fees and commissions earned	922,839 87
5. All other revenue for the year	20,329 56
Total	<u>\$ 1,412,233 93</u>

Expenditure

6. Amount by which ledger values of assets were written down	\$ 65,823 25
7. License fees and taxes other than taxes on real estate:—	
(a) Dominion	\$ 60,418 46
(b) Provincial	15,414 38
(c) Municipal	19,167 16
	<u>95,000 00</u>
8. Amount transferred to Investment Reserves	36,000 00
9. All other expenses incurred:	
(a) Salaries	\$ 712,462 58
(b) Directors' and Advisory Committee fees	28,084 50
(c) Auditors' fees	17,200 00

THE TORONTO GENERAL TRUSTS CORPORATION—Continued

(d) Legal fees	\$	1,556	70
(e) Rents		111,575	00
(f) Travelling expenses		6,445	23
(g) Printing and stationery		26,600	74
(h) Advertising		30,192	29
(i) Postage, telegrams, telephones and express		22,359	89
(j) Miscellaneous		94,789	75
10. Net profit transferred to Profit and Loss Account	\$	1,051,266	68
		164,144	00
Total	\$	1,412,233	93

PROFIT AND LOSS ACCOUNT

1. Balance brought forward from previous year	\$	459,659	66
2. Amount transferred from Revenue Account		164,144	00
Total	\$	623,803	66
3. Dividends to shareholders declared during year	\$	120,000	00
4. Balance of account at 31st December, 1941		503,803	66
Total	\$	623,803	66

MISCELLANEOUS

- Fidelity Bonds on officers of the Corporation, \$50,000.00.
- Dividends and bonuses declared during year giving (a) dates declared, (b) dates payable, (c) rates:
 - March 4, 1941; (b) April 1, 1941; (c) 1%.
 - June 3, 1941; (b) July 2, 1941; (c) 1%.
 - September 2, 1941; (b) October 1, 1941; (c) 1%.
 - December 3, 1941; (b) January 2, 1942; (c) 1%.
- Date appointed for the Annual Meeting—First Wednesday in February.
Date of last Annual Meeting—February 4th, 1942.
- Amount of interest permanently capitalized during the year:

Capital	\$	2,287	73
Guaranteed		18,817	34
- Amount belonging to Estates, Trusts and Agency Funds held on deposit in Guaranteed Funds Department 5,620 86
- Amount of Company's own Guaranteed Investment Receipts and interest thereon, due and unpaid 48,415 83

CONSTATING INSTRUMENTS

1882—An Act to incorporate The Toronto General Trusts Company. Approval of Company by Lieutenant-Governor of Ontario in Council.

1885—Letters Patent extending the powers of the Company.

1887—Letters Patent increasing the stock of the Company to One Million Dollars.

1888—Letters Patent empowering the Directors to fix the Quorum of the Board by By-law.

1888—Letters Patent incorporating The Trusts Corporation of Ontario.

1889—Letters Patent authorizing the Company to hold Real Estate and to act as a Safe Deposit Company.

1896—Letters Patent incorporating the Ottawa Trusts and Deposit Company, Limited.

1897—Letters Patent authorizing the Company to act in the winding up of Estates, Partnerships, Companies and Corporations.

1899—An Act to amalgamate The Toronto General Trusts Company and The Trusts Corporation of Ontario.

1899—An Act to incorporate The Winnipeg General Trusts Company.

1902—An Act to permit The Toronto General Trusts Corporation to carry on business in Manitoba, and to confirm a deed of agreement with The Winnipeg General Trusts Company.

1902—Approval of Corporation by Lieutenant-Governor of Manitoba in Council.

1903—An Ordinance to permit the Corporation to carry on business in the Northwest Territories.

1903—An indenture of purchase of The Ottawa Trust and Deposit Company, Limited. A Supplementary Indenture. Approval of above Indentures by Lieutenant-Governor of Ontario in Council. Certificate of Attorney-General of Ontario under Loan Corporations Act.

THE TORONTO GENERAL TRUSTS CORPORATION—Continued

- 1904—Certificate of Corporations Registrar.
 1904—An Act to permit The Toronto General Trusts Corporation to carry on business in the Province of Quebec.
 1905—License to carry on business in British Columbia.
 1909—Letters Patent amending Act of 1899 with reference to dividend.
 1912—Order-in-Council increasing Capital from \$1,000,000.00 to \$2,000,000.00.
 1928—Order-in-Council increasing Capital from \$2,000,000.00 to \$3,000,000.00.
 1931—Order-in-Council dated February 17th, 1931, increasing Capital from \$3,000,000.00 to \$5,000,000.00.

SCHEDULE B

SUMMARY OF MORTGAGE LOANS AND AGREEMENTS FOR SALE ON REAL ESTATE AS OF 31ST DECEMBER, 1941, CLASSIFIED AS TO PROVINCE

Province (a) Those two or more years in arrears. (b) All other. (c) Conditional agreements.	Principal out-standing		Charges out-standing		Interest due and unpaid		Interest accrued		Totals		Amount of interest due and not charged	
	\$	c.	\$	c.	\$	c.	\$	c.	\$	c.	\$	c.
Company Funds												
Ontario.....(a)	35,000	00	5,918	44	15,353	75			56,272	19		
Ontario.....(b)	135,881	83	718	83	735	48	888	27	138,224	41		
Quebec.....(b)	21,568	17					174	31	21,742	48		
Nova Scotia.....(b)	1,267	04	21	51	40	66	30	11	1,359	32		
Manitoba.....(a)	123,906	99	788	03	44,880	49	8	00	169,583	51		
Manitoba.....(b)	199,845	24	128	79	5,396	11	1,893	00	207,263	14		
Manitoba.....(c)	35,309	83	1,276	31	22,814	26			59,400	40		
Saskatchewan.....(a)	421,579	36	15,184	12	123,411	27			560,174	75		
Saskatchewan.....(b)	148,879	47	703	49	3,369	59	1,578	46	154,531	01		
Saskatchewan.....(c)	150,058	78	1,590	78	14,129	37			165,778	93		
Alberta.....(a)	21,643	90	514	39	5,941	44			28,099	73		
Alberta.....(b)	20,997	75	307	91	801	59	74	73	22,181	98		
British Columbia.....(b)	36,263	28	*15	70	38	90	156	88	36,443	36		
Total.....	1,352,201	64	27,136	90	236,912	91	4,803	76	1,621,055	21		Nil
Guaranteed Funds												
Ontario.....(a)	402,505	00	67,123	46	187,406	65			657,035	11		
Ontario.....(b)	3,300,333	37	21,343	05	25,390	07	36,578	98	3,383,645	47		
Quebec.....(a)	5,600	00	993	17	1,389	94			7,983	11		
Quebec.....(b)	138,647	50			2,393	75	1,945	20	142,986	45		
Manitoba.....(a)	609,981	49	46,563	82	221,220	71	62	00	877,828	02		
Manitoba.....(b)	898,065	92	*124	57	12,958	53	12,985	00	923,884	88		
Saskatchewan.....(a)	2,778,144	47	125,549	79	690,936	50	10,982	82	3,605,613	58		
Saskatchewan.....(b)	1,701,931	42	52,171	79	40,396	04	10,796	00	1,805,295	25		
Alberta.....(a)	199,748	69	11,915	92	82,421	79			294,086	40		
Alberta.....(b)	534,991	83	2,506	03	7,216	45	8,764	30	553,478	61		
British Columbia.....(a)												
British Columbia.....(b)	762,002	27	*76	88	450	87	8,106	84	770,483	10		
Total.....	11,331,951	96	327,965	58	1,272,181	30	90,221	14	13,022,319	98		Nil

*Credit.

THE TRUSTS AND GUARANTEE COMPANY, LIMITED

Head Office, Toronto, Ontario

OFFICERS

President—ARTHUR F. WHITE.
 Vice-Presidents—HON. DR. H. A. BRUCE.
 C. S. HAMILTON.
 H. A. HOWARD.

General Managers—C. S. HAMILTON.
 H. A. HOWARD.
 Secretary—J. E. ROBINSON.
 Treasurer—R. S. ANDERSON.

DIRECTORS

W. M. ARCHIBALD.
 HERBERT BEGG.
 W. D. BELL.
 COL. THE HON. HERBERT A. BRUCE,
 M.D., F.R.C.S. (Eng.)
 G. P. CAMPBELL, K.C.
 F. J. CRAWFORD.
 C. S. HAMILTON.
 H. A. HOWARD.
 THAYER LINDSLEY.

JOHN A. McDOUGALD.
 J. BRUCE McMARTIN.
 GORDON W. NICHOLSON.
 LT COL. W. E. PHILLIPS, D.S.O.,
 M.C., B.A.Sc.
 COL. S. C. ROBINSON.
 MAJOR EDMUND SWEET, K.C.
 ARTHUR F. WHITE.
 COL. ERNEST WIGLE, B.A., K.C.
 E. GORDON WILLS.

Auditors—GEO. EDWARDS, F.C.A. and H. PERCY EDWARDS, F.C.A. (of Edwards Morgan and Company.)

CAPITAL

Amount of Capital Stock authorized (15,000 shares of \$100.00 each).....	\$ 1,500,000 00
Amount subscribed.....	1,267,500 00
Amount paid in cash:	
On \$1,267,500.00 stock 70% called.....	1,267,500 00

BALANCE SHEET AS AT 31st DECEMBER, 1941

Assets

Company Funds

1. Office premises.....	\$ 61,724 65
2. Book value of real estate held for sale: Freehold land (including buildings).....	221,353 10
3. Amount secured by mortgages on real estate including:	
First mortgages.....	\$ 190,835 11
Agreements for sale.....	310,289 67
Interest due.....	20,151 25
Interest accrued.....	2,512 26
	<hr/> 523,788 29
<i>(See Schedule B)</i>	
4. Amount of loans secured by stocks, bonds and other collateral:	
Principal.....	\$ 66,811 49
Interest due.....	6,109 14
	<hr/> 72,920 63
5. Book value of bonds, debentures and debenture stocks:	
(a) Provincial and Provincial Guaranteed.....	\$ 5,592 24
(b) Canadian municipalities, school districts and rural tele- phone companies.....	7,125 82
(c) Other bonds.....	245,114 73
	<hr/> 257,832 79
6. Book value of stocks.....	\$ 118,737 45
Accrued dividends thereon.....	2,758 00
	<hr/> 121,495 45
7. Cash on hand.....	4,939 26
8. Cash on deposit with chartered banks in Canada.....	208,612 77
9. Advances to estates, trusts, etc., under administration.....	82,232 45
10. Accrued fees and charges for administering estates.....	42,394 20
11. All other assets.....	36,589 92
	<hr/> <hr/> \$ 1,633,883 51

THE TRUSTS AND GUARANTEE COMPANY, LIMITED—Continued*Guaranteed Funds*

12. Amount secured by mortgages on real estate including:			
First mortgages.....	\$	4,632,857	21
Agreements for sale.....		1,311,720	26
Interest due.....		110,101	31
Interest accrued.....		56,169	97
			<u>\$ 6,110,848 75</u>
(See Schedule B)			
13. Amount of loans, secured by stocks, bonds and other collateral:			
Principal.....	\$	40,013	11
Interest due.....		433	20
			<u>40,446 31</u>
14. Book value of bonds, debentures and debenture stocks:			
(a) Government and Government Guaranteed:—Dominion and United Kingdom	\$	633,102	27
Interest accrued.....		4,770	96
			<u>\$ 637,873 23</u>
(b) Provincial and Provincial Guaranteed.....	\$	1,031,424	78
Interest due.....		187	50
Interest accrued.....		8,392	10
			<u>1,040,004 38</u>
(c) Canadian municipalities, school districts and rural telephone companies.....	\$	356,418	50
Interest due.....		2,875	00
Interest accrued.....		2,459	79
			<u>361,753 29</u>
(d) All other bonds.....		225,000	00
			<u>2,264,630 90</u>
15. Cash on hand.....			16,892 55
16. Cash on deposit with chartered banks in Canada, \$554,383.17; elsewhere, \$190.60.....			554,573 77
Total Guaranteed Funds.....	\$	8,987,392	28

Estates, Trusts and Agency Funds

17. Unrealized assets.....	\$27,195,186	13
18. Investments.....	10,438,097	80
19. Cash on hand and in banks.....	2,057,481	18
		<u>\$39,690,765 11</u>

Summary of Assets

Company Funds.....	\$	1,633,883	51
Guaranteed Funds.....		8,987,392	28
Estates, Trusts and Agency Funds.....		39,690,765	11
Grand Total of Assets.....	\$	50,312,040	90

Liabilities*Company Funds**To the Public:*

1. Reserve for taxes other than taxes on real estate.....	\$	9,100	00
2. Dividends to shareholders declared and unpaid.....		12,648	00
3. All other liabilities.....		8,047	36
Total.....	\$	29,795	36

To the Shareholders:

4. Paid-in capital.....	\$	1,267,500	00
5. Balance of Profit and Loss Account.....		336,588	15
Total.....	\$	1,604,088	15
Total Company Funds.....	\$	1,633,883	51

THE TRUSTS AND GUARANTEE COMPANY, LIMITED—Continued*Guaranteed Funds*

6. Trust deposits		\$ 2,922,083 70
7. Specific Guaranteed Funds	\$ 2,510,091 75	
Interest due and accrued	27,352 88	
		<u>2,537,444 63</u>
8. General Guaranteed Funds	\$ 3,526,902 28	
Interest due and accrued	961 67	
		<u>3,527,863 95</u>
Total Guaranteed Funds		<u>\$ 8,987,392 28</u>

Estates, Trusts and Agency Funds

9. Estates	\$34,542,388 21	
10. Trusts and Agencies	5,066,144 45	
11. Due to Company Funds	82,232 45	
		<u>\$39,690,765 11</u>

Summary of Liabilities

Company Funds	\$ 1,633,883 51
Guaranteed Funds	8,987,392 28
Estates, Trusts and Agency Funds	39,690,765 11
	<u>\$50,312,040 90</u>

REVENUE ACCOUNT**Income**

1. Interest and Dividends earned on:		
(a) Mortgages and agreements for sale	\$ 18,590 82	
(b) Collateral loans	2,338 02	
(c) Bonds and debentures	2,326 99	
(d) Dividends on stocks	7,681 00	
(e) Other interest earned	2,176 19	
		<u>\$ 33,113 02</u>
2. Profit in guaranteed funds		91,177 54
3. Agency fees and commissions earned		376,538 53
4. All other revenue for the year		12,658 75
Total		<u>\$ 513,487 84</u>

Expenditure

5. Amount by which ledger values of assets were written down	\$ 4,210 00
6. License fees and taxes other than taxes on real estate:	
(a) Dominion	\$ 8,000 00
(b) Provincial	3,554 58
(c) Municipal	4,240 47
	<u>15,795 05</u>
7. All other expenses incurred:	
(a) Salaries	\$ 241,481 55
(b) Directors' and Advisory Committee fees	8,246 66
(c) Auditors' fees	6,395 48
(d) Legal fees	1,179 15
(e) Rents	64,146 55
(f) Travelling expenses	5,364 24
(g) Printing and stationery	10,747 01
(h) Advertising	8,715 94
(i) Postage, telegrams, telephones and express	7,199 24
(j) Miscellaneous	47,379 41
	<u>400,855 23</u>
8. Net profit transferred to Profit and Loss Account	92,627 56
Total	<u>\$ 513,487 84</u>

THE TRUSTS AND GUARANTEE COMPANY, LIMITED—Continued

PROFIT AND LOSS ACCOUNT

1. Balance brought forward from previous year.....	\$	269,263	59
2. Amount transferred from Revenue Account.....		92,627	56
Total.....	\$	361,891	15
3. Dividends to shareholders declared during year.....	\$	25,303	00
4. Balance of account at 31st December, 1941.....		336,588	15
Total.....	\$	361,891	15

MISCELLANEOUS

1. Fidelity Bonds on officers of the Corporation, \$193,000.00.			
2. Dividends and bonuses declared during year giving (a) dates declared, (b) dates payable, (c) rates: (a) June 20, 1941; (b) July 2, 1941; (c) 2% per annum. (a) December 12, 1941; (b) Jan 2, 1942; (c) 2% per annum.			
3. Date appointed for the Annual Meeting—Between January 15th and March 1st as Directors may determine. Date of last Annual Meeting—February 6th, 1942.			
4. In the case of any Company whose Stocks, Bonds or Debentures are held by the Corporation either directly or indirectly, if such Company is otherwise indebted to the Corporation upon loans either secured by mortgages or other security, or unsecured, the aggregate amount of such loan is.....	\$	141,824	88
The aggregate amount of instalments of principal in arrears.....		141,824	88
The amount of interest due and unpaid, whether capitalized or not.....		343,501	25
5. Amount of contingent liability not shown as direct debts in the foregoing statement.....		758,000	00
6. Amount belonging to Estates, Trusts and Agency Funds held on deposit in Guaranteed Funds Department.....		725,622	25
7. Amount of Company's own Guaranteed Investment Receipts and interest thereon, due and unpaid.....		39,948	99

CONSTATING INSTRUMENTS

Incorporated on the 24th February, 1897, by Letters Patent of Ontario, issued under R.S.O. 1897, c. 191. See Ontario Trust Company Act (R.S.O. 1897, c. 206), and The Loan and Trust Corporations Act (R.S.O. 1937, c. 257).

Amendments to Charter: December 23rd, 1897, "The Ontario Companies Act"; February 25th, 1898; "The Ontario Joint Stock Companies Letters Patent Act" and "The Trust Companies Act, 1895"; August 14th, 1900, "The Ontario Companies Act"; March 28th, 1907, "The Ontario Companies Act."

By Order-in-Council, dated January 25th, 1934, the Lieutenant-Governor in Council formally approved an agreement dated December 7th, 1933, whereby Trusts and Guarantee Company, Limited, acquired the assets and assumed the liabilities of Union Trust Company, Limited.

By Order-in-Council, dated October 30th, 1940, the Lieutenant-Governor in Council formally approved decreasing the capital stock from Three Million Dollars (\$3,000,000) to One Million Five Hundred Thousand Dollars (\$1,500,000).

THE TRUSTS AND GUARANTEE COMPANY, LIMITED—Continued

SCHEDULE B

SUMMARY OF MORTGAGE LOANS AND AGREEMENTS FOR SALE ON REAL ESTATE AS OF 31ST DECEMBER, 1941, CLASSIFIED AS TO PROVINCE

Province (a) Those two or more years in arrears. (b) All other.	Principal out- standing		Charges out- standing		Interest due and unpaid		Interest accrued		Totals		Amount of interest due and not charged	
	\$	c.	\$	c.	\$	c.	\$	c.	\$	c.	\$	c.
Company Funds												
Ontario.....(a)	6,675	00	1	59	641	64	216	34	7,534	57	802	99
Ontario.....(b)	143,735	17	203	75	565	99	779	77	145,284	68		
Manitoba.....(a)	40,653	21	688	25	711	80			42,053	26	8,548	84
Manitoba.....(b)	150,314	30	507	87	1,204	39	787	91	152,814	47		
Saskatchewan.....(a)	158,415	39	5,114	90	8,797	03			172,327	32	95,886	23
Saskatchewan.....(b)	36,656	13	172	47	291	39	308	83	37,428	82		
Alberta.....(a)	51,487	45	7,567	60	5,559	87			64,614	92	3,623	94
Alberta.....(b)	108,279	81	1,388	36	2,379	14	410	81	112,458	12		
Quebec.....(a)												
Quebec.....(b)	400	00					8	60	408	60		
Total.....(a)	257,231	05	13,372	34	15,710	34	216	34	286,530	07	108,862	00
Total.....(b)	439,385	41	2,272	45	4,440	91	2,295	92	448,394	69		
Guaranteed Funds												
Ontario.....(a)	256,367	56	8,244	36	15,863	17	2,972	24	283,447	33	114,969	99
Ontario.....(b)	4,539,480	55	3,413	97	14,543	26	47,288	32	4,604,726	10		
Manitoba.....(a)	56,173	64	733	56	2,191	06			59,098	26	22,019	59
Manitoba.....(b)	298,776	82	*205	94	2,129	62	3,663	43	304,363	93		
Saskatchewan.....(a)	140,429	85	6,056	00	17,080	93			163,566	78	85,502	08
Saskatchewan.....(b)	26,531	44	24	10	*964	81	391	16	25,981	89		
Alberta.....(a)	253,127	91	37,381	81	34,556	06			325,065	78	41,661	98
Alberta.....(b)	170,062	02	6,154	94	5,037	50	1,854	82	183,109	28		
British Columbia.....(a)	141,824	88			19,664	52			161,489	40	323,836	73
British Columbia.....(b)												
Total.....(a)	847,923	84	52,415	73	89,355	74	2,972	24	992,667	55	587,990	37
Total.....(b)	5,034,850	83	9,387	07	20,745	57	53,197	73	5,118,181	20		
Total.....(a)	1,105,154	89	65,788	07	105,066	08	3,188	58	1,279,197	62	696,852	37
Total.....(b)	5,474,236	24	11,659	52	25,186	48	55,493	65	5,566,575	89		
Grand Total.....	6,579,391	13	77,447	59	130,252	56	58,682	23	6,845,773	51	696,852	37

*Credit

THE VICTORIA TRUST AND SAVINGS COMPANY

Head Office, Lindsay, Ontario

OFFICERS

President—T. H. STINSON, K.C.

Manager and Secretary-Treasurer—C. E. WEEKS.

Vice-Presidents—J. B. BEGG.

H. J. McLAUGHLIN, K.C.

DIRECTORS

WILLIAM FLAVELLE.

T. H. STINSON, K.C.

WESLEY WALDEN.

W. E. REESOR.

C. E. WEEKS

J. B. BEGG.

F. G. PERRIN.

H. J. McLAUGHLIN, K.C.

Auditors—RUTHERFORD WILLIAMSON AND COMPANY

CAPITAL

Amount of Capital Stock authorized (10,000 shares of \$100.00 each).....	\$ 1,000,000 00
Amount subscribed.....	810,000 00
Amount paid in cash.....	810,000 00

BALANCE SHEET AS AT 31st DECEMBER, 1941

Assets

Company Funds

1. Office premises.....	\$ 26,700 00
2. Book value of real estate held for sale:	
(a) Freehold land (including buildings).....	\$ 228,928 44
(b) Held under power of sale, etc.....	26,776 94
	<hr/> 255,705 38
3. Amount secured by mortgages on real estate including:	
First mortgages.....	\$ 379,361 19
Agreements for sale.....	686,089 19
Interest due.....	8,109 58
Interest accrued.....	29,551 39
	<hr/> 1,103,111 35
<i>(See Schedule B)</i>	
4. Amount of loans secured by stocks, bonds and other collateral:	
(There is included in the collateral \$34,300.00 of the Company's own stock upon which \$34,300.00 has been paid.)	
Principal.....	\$ 37,350 84
Interest due.....	354 85
Interest accrued.....	202 21
	<hr/> 37,907 90
5. Book value of bonds, debentures and debenture stocks:	
(a) Canadian municipalities, school districts and rural telephone companies.....	\$ 26,052 38
(b) Other bonds.....	26,540 00
	<hr/> 52,592 38
6. Book value of stocks.....	1,811 00
7. Cash on hand.....	14,609 22
8. Cash on deposit with chartered banks in Canada.....	35,711 99
9. Advances to estates, trusts, etc., under administration.....	21,625 27
10. All other assets.....	3,975 00
Total Company Funds.....	<hr/> <hr/> \$ 1,553,749 49

THE VICTORIA TRUST AND SAVINGS COMPANY—Continued

Guaranteed Funds

11. Amount secured by mortgages on real estate including:			
First mortgages.....	\$ 3,836,794	83	
Where Company is collecting rent.....	1,398,796	45	
Interest due.....	88,317	91	
Interest accrued.....	64,535	05	
			\$ 5,388,444 24
			(See Schedule B)
12. Amount of loans, secured by stocks, bonds and other collateral:			
Principal.....	\$ 8,974	84	
Interest accrued.....	166	08	
			9,140 92
13. Book value of bonds, debentures and debenture stocks:			
(a) Government and Government Guaranteed:—Dominion and United Kingdom	\$ 406,854	74	
Interest accrued.....	1,539	00	
			\$ 408,393 74
(b) Provincial and Provincial Guaranteed...\$	422,507	62	
Interest accrued.....	4,048	65	
			426,556 27
(c) Canadian municipalities, school districts and rural telephone companies.....\$	275,052	39	
Interest due.....	2,434	50	
			277,486 89
(d) All other bonds.....\$	338,475	94	
Interest accrued.....	1,934	00	
			340,409 94
			1,452,846 84
14. Book value of stocks.....			320,076 57
15. Cash on hand.....			73,411 25
16. Cash on deposit with chartered banks in Canada.....			77,013 83
			\$ 7,320,933 65

Estates, Trusts and Agency Funds

17. Unrealized assets.....	\$ 1,379,677	85	
18. Investments.....	266,036	52	
19. Cash on hand and in banks.....	190,358	74	
			\$ 1,836,073 11

Summary of Assets

Company Funds.....	\$ 1,553,749	49	
Guaranteed Funds.....	7,320,933	65	
Estates, Trusts and Agency Funds.....	1,836,073	11	
Grand Total of Assets.....	\$10,710,756	25	

Liabilities*Company Funds**To the Public:*

1. Taxes other than taxes on real estate.....	\$ 22,589	61	
2. Dividends to shareholders declared and unpaid.....	8,100	00	
3. Additional investment reserve set up by Registrar.....	100,000	00	
4. Investment reserve.....	385,000	00	
5. All other liabilities.....	2,070	50	
Total.....	\$ 517,760	11	

To the Shareholders:

6. Paid-in capital.....	\$ 810,000	00	
7. Reserve Fund.....	300,000	00	
8. Balance of Profit and Loss Account (Deficit).....	—74,010	62	
Total.....	\$ 1,035,989	38	
Total Company Funds.....	\$ 1,553,749	49	

THE VICTORIA TRUST AND SAVINGS COMPANY—Continued

Guaranteed Funds

9. Trust deposits		\$ 1,814,361 00
10. General Guaranteed Funds	\$ 5,361,023 27	
Interest due and accrued	145,549 38	
		<u>5,506,572 65</u>
Total Guaranteed Funds		\$ 7,320,933 65

Estates, Trusts and Agency Funds

11. Estates	\$ 1,308,292 92	
12. Trusts and Agencies	506,154 92	
13. Due to Company Funds	21,625 27	
		<u>\$ 1,836,073 11</u>

Summary of Liabilities

Company Funds	\$ 1,553,749 49
Guaranteed Funds	7,320,933 65
Estates, Trusts and Agency Funds	1,836,073 11
Grand Total of Liabilities	<u><u>\$10,710,756 25</u></u>

REVENUE ACCOUNT

Income

1. Interest and Dividends earned on:		
(a) Mortgages and agreements for sale	\$ 33,279 39	
(b) Collateral loans	1,862 71	
(c) Bonds and debentures	1,561 36	
(d) Dividends on stocks	50 00	
		<u>\$ 36,753 46</u>
2. Profit on sale of securities and real estate		10,514 25
3. Profit in guaranteed funds		54,643 65
4. Agency fees and commissions earned		9,187 10
5. All other revenue for the year		970 76
Total		<u><u>\$ 112,069 22</u></u>

Expenditure

6. License fees and taxes other than taxes on real estate:		
(a) Dominion	\$ 18,400 00	
(b) Provincial	310 00	
		<u>\$ 18,710 00</u>
7. Commissions on loans and on sale of real estate		62 50
8. Amount transferred to Investment Reserves		5,000 00
9. All other expenses incurred:		
(a) Salaries	\$ 29,732 58	
(b) Directors' and Advisory Committee fees	4,493 00	
(c) Auditors' fees	2,000 00	
(d) Legal fees	3,055 28	
(e) Rents	50 00	
(f) Travelling expenses	1,951 17	
(g) Printing and stationery	2,361 23	
(h) Advertising	651 20	
(i) Postage, telegrams, telephones and express	2,307 47	
(j) Commission on sale of G.I. Certificates	1,770 30	
(k) Maintenance of office premises	4,607 58	
(l) Miscellaneous	2,222 76	
		<u>55,202 57</u>
10. Net profit transferred to Profit and Loss Account		33,094 15
Total		<u><u>\$ 112,069 22</u></u>

THE VICTORIA TRUST AND SAVINGS COMPANY—Continued

PROFIT AND LOSS ACCOUNT

1. Balance brought forward from previous year (Deficit).....	\$	—74,704 77
2. Amount transferred from Revenue Account.....		33,094 15
3. Amount transferred from Reserve Fund.....		100,000 00
Total.....	\$	58,389 38
4. Dividends to shareholders declared during year.....	\$	32,400 00
5. Amount transferred to Investment Reserve.....		100,000 00
6. Balance of account at 31st December, 1941 (Deficit).....		—74,010 62
Total.....	\$	58,389 38

MISCELLANEOUS

1. Fidelity Bonds on officers of the Corporation, \$63,100.00.		
2. Dividends and bonuses declared during year giving (a) dates declared, (b) dates payable, (c) rates:		
(a) December 14, 1940; (b) January 1, 1941; (c) 1%.		
(a) March 14, 1941; (b) April 1, 1941; (c) 1%.		
(a) June 7, 1941; (b) July 1, 1941; (c) 1%.		
(a) September 16, 1941; (b) October 1, 1941; (c) 1%.		
3. Date appointed for the Annual Meeting—February 3rd, 1942.		
Date of last Annual Meeting—February 4th, 1941.		
4. Amount belonging to Estates, Trusts and Agency Funds held on deposit in Guaranteed Funds Department.....	\$	170,408 16
5. Amount of Company's own Guaranteed Investment Receipts and interest thereon, due and unpaid.....		103,536 51

CONSTATING INSTRUMENTS

Incorporated under The Building Societies Act, 1887, c. 169, as amended by 56 Vic., c. 31 (O), by declaration filed with the Clerk of the Peace for the County of Victoria, on the 4th September, 1897.

The operations of the Company were for a time by law restricted to the County of Victoria (56 Vic., c. 31), continued by R.S.O. 1897, c. 205, s. 8 (4); but the Company, having fulfilled the statutory requirements, was by Letters Patent of Ontario, bearing date 11th November, 1898, relieved from the above restriction of its operations.

By a special Act of the Legislature of Ontario, 13 Geo. V, c. 107, the Company was granted the powers of a trust company and the name was changed to The Victoria Trust and Savings Company. (See also The Loan and Trust Corporations Act, R.S.O., 1937, chap. 257).

THE VICTORIA TRUST AND SAVINGS COMPANY—Continued

SCHEDULE B

SUMMARY OF MORTGAGE LOANS AND AGREEMENTS FOR SALE ON REAL ESTATE AS OF
31ST DECEMBER, 1941, CLASSIFIED AS TO PROVINCE

Province (a) Those two or more years in arrears. (b) All other.	Principal out- standing		Charges out- standing		Interest due and unpaid		Interest accrued		Totals		Amount of interest due and not charged	
	\$	c.	\$	c.	\$	c.	\$	c.	\$	c.	\$	c.
Company Funds												
Ontario.....(a)	4,332	06			827	91	102	85	5,262	82		
Ontario.....(b)	499,277	45			1,159	48	10,062	65	510,499	58		
Saskatchewan.....(a)	19,459	13	197	97	4,557	72			24,214	82		
Saskatchewan.....(b)	623,386	83	6,312	08	1,564	47	19,385	89	650,649	27		
Total.....	1,146,455	47	6,510	05	8,109	58	29,551	39	1,190,626	49		
Guaranteed Funds												
Ontario.....(a)	30,873	13	764	19	5,964	44	30	00	37,631	76		
Ontario.....(b)	4,395,458	69	6,726	19	41,343	97	56,690	28	4,500,219	13		
Saskatchewan.....(a)	48,890	49	554	01	11,550	83			60,995	33		
Saskatchewan.....(b)	752,324	58			29,458	67	7,814	77	789,598	02		
Total.....	5,227,546	89	8,044	39	88,317	91	64,535	05	5,388,444	24		
Grand Total..	6,374,002	36	14,554	44	96,427	49	94,086	44	6,579,070	73		

Not calculated.

THE WATERLOO TRUST AND SAVINGS COMPANY

Head Office, Waterloo, Ontario

OFFICERS

President—FORD S. KUMPF. Managing Director and Secretary-Treasurer—P. V. WILSON.
 First Vice-President—LOUIS L. LANG. Second Vice-President—HENRY KNELL.

DIRECTORS

FORD S. KUMPF.	WM. HENDERSON, SR.
LOUIS L. LANG.	ALLAN HOLMES.
HENRY KNELL.	W. J. MOTZ.
GEO. A. DOBBIE.	R. O. McCULLOCH.
HON. W. D. EULER.	J. E. F. SEAGRAM.
P. R. HILBORN.	T. W. SEAGRAM.
W. L. HILLIARD, M.D.	H. J. SIMS, K.C.
FRED HALSTEAD.	W. H. SOMERVILLE.

P. V. WILSON.

Auditors—J. F. SCULLY, C.A.; R. P. UFFELMANN, C.A.

CAPITAL

Amount of Capital Stock authorized (20,000 shares of \$100.00 each).....	\$ 2,000,000 00
Amount subscribed.....	1,000,000 00
Amount paid in cash.....	1,000,000 00

BALANCE SHEET AS AT 31st DECEMBER, 1941

Assets

Company Funds

1. Office premises.....		\$ 142,066 42
2. Book value of real estate held for sale:		
Freehold land (including buildings).....		263,400 78
3. Amount secured by mortgages on real estate including:		
First mortgages.....	\$ 305,890 97	
Interest accrued.....	8,343 24	
		<u>314,234 21</u>
<i>(See Schedule B)</i>		
4. Amount of loans secured by stocks, bonds and other collateral:		
(There is included in the collateral \$59,600.00 of the Company's own stock upon which \$59,600.00 has been paid.)		
Principal.....	\$130,129 66	
Interest due.....	1,019 02	
Interest accrued.....	2,032 87	
		<u>133,181 55</u>
5. Book value of bonds, debentures and debenture stocks:		
(a) Government and Government Guaranteed:—Dominion and United Kingdom	299,682 50	
Interest accrued.....	566 63	
		<u>\$ 300,249 13</u>
(b) Canadian municipalities, school districts and rural telephone companies.....	\$ 11,283 73	
Interest accrued.....	28 51	
		<u>11,312 24</u>
(c) Other bonds.....	\$ 120,843 16	
Interest accrued.....	229 41	
		<u>121,072 57</u>
6. Book value of stocks.....		432,633 94
7. Cash on hand.....		18,405 63
8. Cash on deposit with chartered banks in Canada.....		44,444 45
9. Advances to estates, trusts, etc., under administration.....		6,348 18
10. Accrued fees and charges for administering estates.....		39,688 53
11. All other assets.....		87,395 70
		<u>44,120 91</u>
Total Company Funds.....		<u>\$ 1,525,920 30</u>

THE WATERLOO TRUST AND SAVINGS COMPANY—Continued

Guaranteed Funds

12. Amount secured by mortgages on real estate including:			
First mortgages	\$	6,280,664	81
Agreements for sale		204,347	00
Interest due		35,935	99
Interest accrued		81,784	82
			<u>\$ 6,602,732 62</u>
			(See Schedule B)
13. Amount of loans, secured by stocks, bonds and other collateral:			
Principal	\$	50,918	21
Interest due		134	76
Interest accrued		578	66
			<u>51,631 63</u>
14. Book value of bonds, debentures and debenture stocks:			
(a) Government and Government Guaranteed:—Dominion and United Kingdom	\$	1,070,599	84
Interest accrued		7,249	20
			<u>\$ 1,077,849 04</u>
(b) Provincial and Provincial Guaranteed	\$	1,053,815	05
Interest accrued		10,473	68
			<u>1,064,288 73</u>
(c) Canadian municipalities, school districts and rural telephone companies	\$	992,025	96
Interest accrued		8,165	51
			<u>1,000,191 47</u>
(d) All other bonds	\$	470,999	26
Interest accrued		3,182	64
			<u>474,181 90</u>
			<u>3,616,511 14</u>
15. Book value of stocks	\$	210,295	03
Accrued dividends thereon		843	50
			<u>211,138 53</u>
16. Cash on hand			<u>221,993 93</u>
17. Cash on deposit with chartered banks in Canada, \$611,079.67; elsewhere, \$42,702.11			<u>653,781 78</u>
Total Guaranteed Funds			<u>\$11,357,789 63</u>

Estates, Trusts and Agency Funds

18. Unrealized assets	\$	4,542,198	47
19. Investments		3,384,172	81
20. Cash on hand and in banks		338,075	20
			<u>\$ 8,264,446 48</u>

Summary of Assets

Company Funds	\$	1,525,920	30
Guaranteed Funds		11,357,789	63
Estates, Trusts and Agency Funds		8,264,446	48
Grand Total of Assets			<u><u>\$21,148,156 41</u></u>

Liabilities*Company Funds**To the Public:*

1. Taxes other than taxes on real estate	\$	75,000	00
2. Dividends to shareholders declared and unpaid		25,000	00
3. Investment reserves		200,000	00
Total			<u>\$ 300,000 00</u>

THE WATERLOO TRUST AND SAVINGS COMPANY—Continued

To the Shareholders:

4. Paid-in capital		\$ 1,000,000 00
5. Reserve Fund		200,000 00
6. Balance of Profit and Loss Account		25,920 30
Total		<u>\$ 1,225,920 30</u>
Total Company Funds		<u>\$ 1,525,920 30</u>

Guaranteed Funds

7. Trust deposits		\$ 7,243,994 44
8. General Guaranteed Funds	\$ 4,049,410 18	
Interest due and accrued	64,385 01	
		<u>4,113,795 19</u>
Total Guaranteed Funds		<u>\$11,357,789 63</u>

Estates, Trusts and Agency Funds

9. Estates	\$ 3,868,118 62	
10. Trusts and Agencies	4,356,639 33	
11. Due to Company Funds	39,688 53	
		<u>\$ 8,264,446 48</u>

Summary of Liabilities

Company Funds	\$ 1,525,920 30
Guaranteed Funds	11,357,789 63
Estates, Trusts and Agency Funds	8,264,446 48
Grand Total of Liabilities	<u><u>\$21,148,156 41</u></u>

REVENUE ACCOUNT

Income

1. Rents earned, net—on office premises		\$ 2,810 08
2. Interest and Dividends earned on:		
(a) Mortgages and agreements for sale	\$ 16,280 49	
(b) Collateral loans	6,542 28	
(c) Bonds and debentures	14,295 66	
(d) Dividends on stocks	830 00	
(e) Bank deposits	2,215 96	
(f) Other interest earned	2,772 50	
		<u>42,936 89</u>
3. Profit on sale of securities and real estate		7,256 51
4. Profit in guaranteed funds		207,990 74
5. Agency fees and commissions earned		48,000 51
6. All other revenue for the year		4,207 47
Total		<u><u>\$ 313,202 20</u></u>

Expenditure

7. Interest incurred		\$ 1,625 46
8. Amount by which ledger values of assets were written down		3,000 00
9. License fees and taxes other than taxes on real estate:		
(a) Dominion	\$ 35,530 66	
(b) Provincial	4,985 77	
(c) Municipal	2,004 92	
		<u>42,521 35</u>
10. Commissions on loans and on sale of real estate		5,161 19
11. Amount transferred to Investment Reserves		31,306 08
12. All other expenses incurred:		
(a) Salaries	\$ 108,366 84	
(b) Directors' and Advisory Committee fees	7,491 60	
(c) Auditors' fees	2,400 00	
(d) Legal fees	481 01	
(e) Rents	9,504 00	
(f) Travelling expenses	878 27	

THE WATERLOO TRUST AND SAVINGS COMPANY—Continued

(g) Printing and stationery	\$ 5,773 19	
(h) Advertising	10,998 20	
(i) Postage, telegrams, telephones and express	3,895 16	
(j) Commission on sale of G.I. Certificates	110 59	
(k) Maintenance of office premises	525 05	
(l) Miscellaneous	26,243 08	
		176,666 99
13. Net profit transferred to Profit and Loss Account		52,921 13
Total	\$	<u>313,202 20</u>

PROFIT AND LOSS ACCOUNT

1. Balance brought forward from previous year	\$ 22,999 17
2. Amount transferred from Revenue Account	52,921 13
Total	\$ 75,920 30
3. Dividends to shareholders declared during year	\$ 50,000 00
4. Balance of account at 31st December, 1941	25,920 30
Total	\$ <u>75,920 30</u>

MISCELLANEOUS

1. Fidelity Bonds on officers of the Corporation. \$100,000.00 covering any one officer or clerk while in the employ of the Trust Co.	
2. Dividends and bonuses declared during year giving (a) dates declared, (b) dates payable, (c) rates: (a) June 20, 1941; (b) July 2, 1941; (c) 5% (a) December 19, 1941; (b) January 2, 1942; (c) 5%	
3. Date appointed for the Annual Meeting—February 3rd, 1942. Date of last Annual Meeting—February 4th, 1941.	
4. Amount belonging to Estates, Trusts and Agency Funds held on deposit in Guaranteed Funds Department	\$ 163,646 13
5. Amount of Company's own Guaranteed Investment Receipts and interest thereon, due and unpaid	41,667 51

CONSTATING INSTRUMENTS

Originally incorporated as a Loan Corporation by Letters Patent, 7th April, 1913, under The Loan and Trust Corporations Act, 2 Geo. V, 1912, chap. 34, now R.S.O. 1937, chap. 257. The original corporate name was The Waterloo County Loan and Savings Company.

By a special Act of the Legislature of Ontario, 12-13 Geo. V, c. 148, the Company was granted the powers of a trust company and the name was changed to the Waterloo Trust and Savings Company.

THE WATERLOO TRUST AND SAVINGS COMPANY—Continued

SCHEDULE B

SUMMARY OF MORTGAGE LOANS AND AGREEMENTS FOR SALE ON REAL ESTATE AS OF
31ST DECEMBER, 1941, CLASSIFIED AS TO PROVINCE

Province (a) Those two or more years in arrears. (b) All other.	Principal out- standing	Charges out- standing	Interest due and unpaid	Interest accrued	Totals	Amount of interest due and not charged
Company Funds						
Ontario..... (a)						
Ontario..... (b)	305,890 97			8,343 24	314,234 21	
Guaranteed Funds						
Ontario..... (a)	193,952 09	12,443 58	23,957 09	3,139 25	233,492 01	
Ontario..... (b)	5,280,651 12	4,112 80	13,310 13	70,527 93	5,368,601 98	
Quebec..... (a)	189,500 00	65 50	4,806 26		194,371 76	21,263 00
Quebec..... (b)	444,992 36	3 30	4,552 54	5,237 95	454,786 15	
Manitoba..... (a)	9,914 40	445 21	3,103 06	217 83	13,680 50	
Manitoba..... (b)	136,669 34	215 20	1,206 91	2,661 86	140,753 31	
Saskatchewan..... (a)	174,955 57	16,429 38			191,384 95	66,000 00
Saskatchewan..... (b)	50,325 47	336 49			50,661 96	
Total..... (a)	568,322 06	29,383 67	31,866 41	3,357 08	632,929 22	87,263 00
Total..... (b)	6,218,529 26	4,667 79	19,069 58	86,770 98	6,329,037 61	
Grand Total..	6,786,851 32	34,051 46	50,935 99	90,128 06	6,961,966 83	87,263 00



ABSTRACT

OF THE

Annual Report

OF THE

Registrar

Loan and Trust Corporations

Ontario

BEING A

Tabulated Summary of the Statements (subject to correction)
made by Loan and Trust Corporations pursuant to
Section 121 of the Loan and Trust Corporations
Act. R.S.O. 1937, c. 257.

FOR THE YEAR ENDING 31st DECEMBER

1941


PRINTED BY ORDER OF
THE LEGISLATIVE ASSEMBLY OF ONTARIO



ONTARIO

TORONTO:

Printed and Published by T. E. Bowman, Printer to the King's Most Excellent Majesty
1942



Loan Corporations

Including Loaning Land Corporations and Building Societies

1. **ASSETS.**
 2. **LIABILITIES.**
 3. **INCOME.**
 4. **EXPENDITURES.**
 5. **PROFIT AND LOSS ACCOUNT.**
-
-

STATEMENT OF ASSETS OF LOAN CORPORATIONS

Name of Corporation	Office Premises		Real Estate held for sale		Mortgages and Agreements on Real Estate including Interest		Loans on Stocks and Bonds including Interest		Government and Government Guaranteed Securities United Kingdom and Dominion of Canada including interest †		
	\$	c.	\$	c.	\$	c.	\$	c.	\$	c.	
Canada Permanent Mortgage Corporation..	3,496,500	00	2,212,280	02	49,093,339	87	44,883	94	3,950,186	41	1
Central Canada Loan and Savings Company	100,000	00	48,503	00	119,072	25	23,907	50	197,500	00	2
Credit Foncier Franco-Canadien.....	390,500	00	4,679,308	19	26,166,236	86	28,363	49	781,287	76	3
Guelph and Ontario Investment and Savings Society.....	30,000	00	210,035	27	3,902,446	23	17,629	35	499,495	92	4
Huron and Erie Mortgage Corporation.....	1,950,000	00	887,324	84	30,860,329	47	3,624,620	97	5
Lambton Loan and Investment Company..	17,280	00	262,025	36	2,679,510	56	46,755	46	307,384	21	6
Landed Banking and Loan Company.....	84,000	00	310,419	92	2,004,724	87	1,667	99	380,968	24	7
Midland Loan and Savings Company.....	1,000	00	16,483	89	2,463,168	35	100	00	295,937	50	8
Niagara Falls Loan and Savings Company..	16,246	63	332,344	32	456,580	93	119,928	90	9
Ontario Loan and Debenture Company....	100,000	00	495,395	08	12,224,844	84	20,548	40	2,346,924	50	10
Peterborough Workingmen's Building and Savings Society.....	133,161	58	2,985	24	25,713	23	11
Provident Investment Company.....	4,379	24	7,618	44	12
Real Estate Loan Company of Canada.....	312,900	75	851,203	16	11,928	11	13
Toronto Mortgage Company.....	45,000	00	114,672	05	3,862,150	62	215,063	70	14
Toronto Savings and Loan Company.....	50,000	00	1,103,231	53	113,265	88	6,000	00	59,725	00	15
Totals.....	6,280,526	63	10,989,303	46	134,937,653	91	192,841	37	12,816,664	45	
Totals previous year.....	6,399,814	17	12,020,084	82	139,156,907	90	220,448	02	13,938,321	78	

*Unrealized assets of The People's Loan and Savings Corporation.

† 1940 figures are Securities of United Kingdom, Dominion of Canada and Provinces of Canada.

†† 1940 figures are Securities Guaranteed by Dominion and Provincial Governments.

REGISTERED IN ONTARIO AS AT DECEMBER 31st, 1941

	Provincial and Provincial Guaranteed Bonds Including Interest ††	Canadian Municipals, School Districts, and Rural Telephone Debentures, including Interest	All other Bonds including Interest	Stocks and accrued Dividends	Cash on hand and in Banks	Other Assets	Total
	\$ c.	\$ c.	\$ c.	\$ c.	\$ c.	\$ c.	\$ c.
1	1,645,108 08	796,019 47	159,489 32	1,998,575 48	4,093,004 36	49,523 20	67,538,910 15
2	233,087 50	61,275 00	527,462 47	3,716,821 00	54,542 88	5,082,171 60
3	2,247,456 67	1,132,585 97	1,019,148 96	2,169,638 43	138,194 32	38,752,720 65
4	153,879 77	32,796 62	38,816 67	264,450 00	174,048 16	5,323,597 99
5	844,224 10	391,305 98	146,897 84	1,587,502 25	1,149,102 86	*729,406 57	42,170,714 88
6	232,034 25	23,074 05	370,100 12	234,765 77	11,427 72	4,184,357 50
7	49,865 75	43,719 81	37,829 38	128,573 08	3,041,769 04
8	155,590 47	6,080 00	33,930 74	28,650 00	169,342 75	3,170,283 70
9	44,578 65	47,793 57	2,259 95	1,019,732 95
10	978,661 52	180,931 28	361,370 67	552,774 88	17,261,451 17
11	3,127 92	2,346 41	605 97	167,940 35
12	154,955 49	1,599 99	6,700 87	175,254 03
13	19,247 06	13,148 50	109,728 58	1,318,156 16
14	295,491 19	129,592 95	157,200 12	360,456 70	181,880 08	5,361,507 41
15	8,100 00	1,944,459 37	43,590 95	8,249 78	3,336,622 51
	6,883,105 87	2,816,628 19	2,452,416 79	10,476,948 29	9,112,732 75	946,368 38	197,905,190 09
	4,459,509 40	2,811,477 17	1,885,140 49	10,274,080 37	7,818,214 54	966,931 61	199,950,930 27

STATEMENT OF LIABILITIES OF LOAN CORPORATIONS

Name of Corporation	To the					
	Debenture Stock, including Interest	Debentures, including Interest		Deposits, including Interest	Money Borrowed including Interest	
		Payable in Canada	Payable Elsewhere than in Canada			
	\$ c.	\$ c.	\$ c.	\$ c.	\$ c.	
Canada Permanent Mortgage Corporation.....	793,932 50	27,243,219 58	8,091,167 74	17,262,750 71	1
Central Canada Loan and Savings Company.....					2
Credit Foncier Franco-Canadien.....		6,895,985 10	9,838,820 04		3
Guelph and Ontario Investment and Savings Society.....		2,427,929 25	990 36	1,321,254 97	4
Huron and Erie Mortgage Corporation.....	188,563 84	24,701,878 15	575,416 72	9,857,552 45	5
Lambton Loan and Investment Company.....		1,606,081 47		961,536 60	6
Landed Banking and Loan Company.....		462,992 61	20,324 88	854,210 76	7
Midland Loan and Savings Company.....		1,797,175 81		395,099 45	8
Niagara Falls Loan and Savings Company.....		90,460 00			9
Ontario Loan and Debenture Company.....		8,530,658 82	102,714 27	3,897,815 29	10
Peterborough Workingmen's Building and Savings Society.....					12,000 00	11
Provident Investment Company.....					85,443 93	12
Real Estate Loan Company of Canada.....		21,535 23	551,655 27		13
Toronto Mortgage Company.....		1,328,736 96	1,525,568 78	151,527 92	14
Toronto Savings and Loan Company.....					15
Totals.....	982,496 34	75,106,652 98	20,706,658 06	34,701,748 15	97,443 93	
Totals previous year.....	991,506 77	75,864,488 99	22,603,601 74	34,205,521 09	106,701 73	

*Deficit.

†Included an amount difference in exchange \$3,926,075.97 and a suspense profit account \$1,305,498.30.

REGISTERED IN ONTARIO AS AT DECEMBER 31st, 1941

Public				To Shareholders												
Investment Reserves		Dividends Unpaid	Other Liabilities	Total Liabilities to the Public	Paid-in Capital	Reserve Fund and Contingency Reserve	Balance of Profit and Loss Account	Total Liabilities to Shareholders								
\$	c.	\$	c.	\$	c.	\$	c.	\$	c.							
1	1,400,000	00	140,000	00	201,876	80	55,132,947	33	7,000,000	00	5,000,000	00	405,962	82	12,405,962	82
2	213,277	19	50,000	00	16,500	00	279,777	19	2,500,000	00	2,100,000	00	202,394	41	4,802,394	41
3	2,890,130	18	248,338	77	15,801,162	11	25,674,436	20	9,647,667	19	2,717,071	96	713,545	30	13,078,284	45
4	28,956	00	28,587	14	3,807,717	72	965,200	00	519,435	00	31,245	27	1,515,880	27	
5	50,000	00	100,000	00	35,473,411	16	5,000,000	00	1,500,000	00	197,303	72	6,697,303	72	
6	23,692	50	46,149	96	2,637,460	53	789,750	00	700,000	00	57,146	97	1,546,896	97	
7	41,196	86	10,000	00	25,480	19	1,414,205	30	1,000,000	00	600,000	00	27,563	74	1,627,563	74
8	14,400	00	70,000	00	2,276,675	26	360,000	00	480,000	00	53,608	44	893,608	44	
9	82,000	00	15,479	40	17,243	18	205,182	58	773,970	00	30,000	00	10,580	37	814,550	37
10	50,000	00	169,794	54	12,750,982	92	2,000,000	00	2,400,000	00	110,468	25	4,510,468	25	
11	6,177	75	2,387	84	20,565	59	129,542	86	17,831	90	147,374	76		
12	1,539	03	86,982	96	100,000	00	*11,728	93	88,271	07		
13	5,000	00	6,360	00	584,550	50	500,000	00	215,000	00	18,605	66	733,605	66	
14	24,662	50	60,110	27	3,090,606	43	986,500	00	1,165,002	00	119,398	98	2,270,900	98	
15	40,000	00	5,000	00	45,000	00	2,000,000	00	1,200,000	00	91,622	51	3,291,622	51	
	4,632,781	98	700,529	17	6,552,191	06	143,480,501	67	33,752,630	05	18,626,508	96	2,045,549	41	54,424,688	42
	5,074,386	69	445,886	19	6,297,541	08	145,589,634	28	33,768,871	63	18,605,089	79	1,987,334	57	54,361,295	99

REVENUE ACCOUNT OF LOAN CORPORATIONS

Income

Name of Corporation	Rents Earned on Office Premises Net	Interest and			
		On Mort- gages and Agreements for Sale	On Collateral Loans	On Bonds and Debentures	
	\$ c.	\$ c.	\$ c.	\$ c.	
Canada Permanent Mortgage Corporation.....	101,603 50	2,401,006 97	2,498 56	232,972 17	1
Central Canada Loan and Savings Company.....	4,413 73	6,107 25	1,446 13	41,937 88	2
Credit Foncier Franco-Canadien.....		1,724,008 67	1,127 54	120,392 04	3
Guelph and Ontario Investment and Savings Society.....	6,995 90	187,641 93	920 44	34,235 25	4
Huron and Erie Mortgage Corporation.....	76,544 62	1,653,829 55		162,959 52	5
Lambton Loan and Investment Company.....		178,812 93	3,485 05	17,540 53	6
Landed Banking and Loan Company.....		117,159 53	144 10	17,984 98	7
Midland Loan and Savings Company.....		156,626 22	35 33	20,883 60	8
Niagara Falls Loan and Savings Company.....		30,786 84		4,495 28	9
Ontario Loan and Debenture Company.....	4,449 04	698,380 26	915 54	148,308 53	10
Peterborough Workmen's Building and Savings Society.....		8,103 18	214 09	828 25	11
Provident Investment Company.....		430 04			12
Real Estate Loan Company of Canada.....		55,277 20		1,291 30	13
Toronto Mortgage Company.....	3,600 82	228,942 12		35,154 33	14
Toronto Savings and Loan Company.....	1,449 17	4,400 89	360 00	1,601 71	15
Totals.....	199,056 78	7,451,513 58	11,146 78	840,585 37	
Totals previous year.....	231,741 12	7,441,635 09	13,287 92	753,874 97	

REGISTERED IN ONTARIO AS AT DECEMBER 31st, 1941

Income

Dividends Earned		On Bank Deposits	Other Interest Earned	Profit on Sale of Securities and Real Estate	Amount transferred from Investment Reserve	Agency Fees and Commissions Earned	All other Revenue for Year	Totals				
Dividends on Stocks												
\$	c.	\$	c.	\$	c.	\$	c.	\$	c.			
1	94,765	33	12,951	80	64,620	24	25,308	95	146,802	89	3,082,530	41
2	209,504	00	588	90	500	00			18,469	41	282,967	30
3			15,964	97	78,354	47			85,550	88	2,025,398	57
4	12,900	00	76	87	2,987	07	5,000	00	478	27	251,235	73
5	58,372	68	3,629	60	67,076	60			3,292	30	150,956	96
6	14,195	00							1,384	34	215,417	85
7	2,809	90							439	01	141,699	69
8	1,850	00	451	83					1,224	78	181,071	76
9			172	49					34,513	62	69,968	23
10			1,207	57	10,168	85			1,931	77	31,175	63
11											309	21
12	2,590	00	41	04					9,557	01	3,996	32
13	678	50	299	77					4,817	70	62,364	47
14	15,679	44							14,562	63	297,939	34
15	125,152	10							1,563	75	62,048	80
	538,496	95	35,384	84	223,707	23	5,000	00	42,092	79	559,453	61
	572,540	76	34,476	07	159,570	93	15,000	00	36,985	20	646,285	79
											9,905,397	85

REVENUE ACCOUNT OF LOAN CORPORATIONS

Expenditure

Name of Corporation	Interest incurred on			Loss on Sale of securities and real estate			
	Debentures and debenture stock	Deposits	Other borrowed money				
	1	2	3	4			
	\$	c.	\$	c.	\$	c.	
Canada Permanent Mortgage Corporation.....	1,265,021	05	288,379	47	50,460	15	1
Central Canada Loan and Savings Company.....					645	38	2
Credit Foncier Franco-Canadien.....	576,328	22					3
Guelph and Ontario Investment and Savings Society.....	82,627	10	23,488	71			4
Huron and Erie Mortgage Corporation.....	885,690	57	168,540	16	3,021	93	5
Lambton Loan and Investment Company.....	59,759	90	20,859	66		2,052	6
Landed Banking and Loan Company.....	17,708	73	14,823	92	453	24	7
Midland Loan and Savings Company.....	62,298	00	7,816	21			8
Niagara Falls Loan and Savings Company.....	4,836	80				25	9
Ontario Loan and Debenture Company.....	301,156	80	76,313	62		11,068	10
Peterborough Workingmen's Building and Savings Society.....					877	52	11
Provident Investment Company.....					6,390	07	12
Real Estate Loan Company of Canada, Limited.....	24,231	41					13
Toronto Mortgage Company.....	102,304	11	2,471	79			14
Toronto Savings and Loan Company.....							15
Totals.....	3,381,962	69	602,693	54	10,742	76	64,252
Totals previous year.....	3,530,262	22	611,470	07	6,883	27	296,232

†Includes amount written off office premises.

*Credit.

REGISTERED IN ONTARIO AS AT DECEMBER 31st, 1941

Expenditure

	Amount by which ledger values of assets were written down 5		License fees and taxes other than taxes on real estate			Transferred to Investment Reserves 9	All other expenses incurred including Commissions 10	Net profit 11	Total 12	Additional Transfers to Investment Reserves 13				
			Dominion 6	Provincial 7	Municipal 8									
	\$	c.	\$	c.	\$	c.	\$	c.	\$	c.				
1	122,113	64	74,356	43	42,076	09	14,243	98	660,522	28	565,357	32	3,082,530	41
2	158	23	13,513	82	15,945	63	1,813	62	48,283	83	202,606	79	282,967	30
3			200,000	00	23,205	19	3,290	82	350,000	00	466,926	97	405,647	37
4			17,922	23	4,048	65	877	49	23,000	00	40,875	81	58,395	74
5	47,240	35	36,867	82	*1,756	59	13,016	47	300,000	00	480,695	60	243,345	52
6			43,191	56	2,286	35	249	67	14,916	25	25,322	52	46,779	29
7			18,500	00	2,516	07	1,566	04	7,000	00	37,449	27	41,682	42
8	500	00	42,482	10	5,080	10					24,958	82	37,936	53
9			15,000	00	2,092	74	82	64	17,586	56	13,916	95	16,427	54
10	14,395	16	135,000	00	19,970	96	3,052	82	2,203	40	127,796	55	205,578	97
11	75	00			214	48	12	51	189	10	2,279	38	5,806	74
12					100	50	146	63	834	97	8,580	83	561	41
13			2,966	58	1,221	97	117	29	6,000	00	15,834	06	11,993	16
14			48,000	00	9,500	00	500	00	10,191	28	30,666	17	94,305	99
15			3,000	00	940	51					31,909	00	160,726	91
	184,482	38	650,800	54	127,442	65	38,969	98	731,921	56	2,016,018	04	2,097,151	70
	160,299	42	307,113	17	240,597	70	38,293	60	853,847	79	1,943,665	02	1,916,733	56
													9,906,437	93
													9,905,397	85

PROFIT AND LOSS ACCOUNT OF LOAN CORPORATIONS

Name of Corporation	Balance at January 1st, 1941	Net Profit
	1	2
	\$ c.	\$ c.
Canada Permanent Mortgage Corporation.....	400,605 50	565,357 32 1
Central Canada Loan and Savings Company.....	199,787 62	202,606 79 2
Credit Foncier Franco-Canadien.....	723,581 30	405,647 37 3
Guelph and Ontario Investment and Savings Society.....	30,761 53	58,395 74 4
Huron and Erie Mortgage Corporation.....	153,958 20	243,345 52 5
Lambton Loan and Investment Company.....	49,855 18	46,779 29 6
Landed Banking and Loan Company.....	25,881 32	41,682 42 7
Midland Loan and Savings Company.....	44,471 91	37,936 53 8
Niagara Falls Loan and Savings Company.....	9,632 23	16,427 54 9
Ontario Loan and Debenture Company.....	109,889 28	205,578 97 10
Peterborough Workingmen's Building and Savings Society.....	18,308 56	5,806 74 11
Provident Investment Company.....	*12,290 34	561 41 12
Real Estate Loan Company of Canada, Limited.....	16,612 50	11,993 16 13
Toronto Mortgage Company.....	123,742 99	94,305 99 14
Toronto Savings and Loan Company.....	90,895 60	160,726 91 15
Totals.....	1,985,693 38	2,097,151 70
Totals previous year.....	2,114,094 76	1,916,733 56

Deficit.

Provision for inauguration of allowance and pension fund.

REGISTERED IN ONTARIO AS AT DECEMBER 31st, 1941

Transferred from Reserve Fund and Contingency Reserve 3	Totals 4	Dividends declared including Bonuses 5	Special Transfer to Investment Reserve 6	Transferred to Reserve Fund and Contingency Reserve 7	Balance as at 31st December 1941 8	Total
\$ c.	\$ c.	\$ c.	\$ c.	\$ c.	\$ c.	\$ c.
1.....	965,962 82	560,000 00	405,962 82	965,962 82
2.....	402,394 41	200,000 00	202,394 41	402,394 41
3.....	1,129,228 67	394,264 20	21,419 17	713,545 30	1,129,228 67
4.....	89,157 27	57,912 00	31,245 27	89,157 27
5.....	397,303 72	200,000 00	197,303 72	397,303 72
6.....	96,634 47	39,487 50	57,146 97	96,634 47
7.....	67,563 74	40,000 00	27,563 74	67,563 74
8.....	82,408 44	28,800 00	53,608 44	82,408 44
9.....	26,059 77	15,479 40	10,580 37	26,059 77
10.....	315,468 25	200,000 00	15,000 00	110,468 25	315,468 25
11.....	24,115 30	6,283 40	17,831 90	24,115 30
12.....	—11,728 93	*11,728 93	—11,728 93
13.....	28,605 66	10,000 00	18,605 66	28,605 66
14.....	218,048 98	98,650 00	119,398 98	218,048 98
15.....	251,622 51	160,000 00	91,622 51	251,622 51
.....	4,082,845 08	2,010,876 50	5,000 00	21,419 17	2,045,549 41	4,082,845 08
6,152 92	4,036,981 24	2,023,345 37	26,301 30	1,987,334 57	4,036,981 24



Trust Companies

1. ASSETS (COMPANY FUNDS).
 2. ASSETS (GUARANTEED FUNDS).
 3. LIABILITIES (COMPANY FUNDS).
 4. LIABILITIES (GUARANTEED FUNDS).
 5. INCOME.
 6. EXPENDITURE.
 7. PROFIT AND LOSS ACCOUNT.
 8. GUARANTEED FUND REVENUE.
-
-

STATEMENT OF ASSETS OF TRUST COMPANIES

Company

Name of Company	Office Premises		Real Estate held for sale		Mortgages and Agreements on Real Estate, including Interest		Loans on Stocks and Bonds, including Interest		Government and Government Guaranteed Securities United Kingdom and Dominion of Canada including Interest †		Provincial and Provincial Guaranteed Bonds including Interest ††		
	\$	c.	\$	c.	\$	c.	\$	c.	\$	c.	\$	c.	
Bankers' Trust Company.....					249,254	33			76,570	00		1	
British Mortgage and Trust Corporation of Ontario.....	56,157	71	763,099	60	416,817	07			513	34	8,500	00	2
Brockville Trust and Savings Co.....			76,013	22	531,990	65	512	25	35,830	33	83,485	46	3
Canada Permanent Trust Co.....			52,588	30	539,327	22	35,294	19	262,557	64	214,067	83	4
Canada Trust Company.....			207,814	81	1,201,369	82	6,201	73	93,626	48			5
Capital Trust Corporation, Ltd.....	60,000	00	487,350	96	377,307	78	37,119	41	56,296	10	71,354	44	6
Chartered Trust and Executor Company.....	297,346	25	52,687	47	209,396	08	156,333	38	64,412	91	15,003	61	7
Crown Trust Company.....	394,779	94	62,749	49	440,742	51	4,450	00	110,110	00	124,095	00	8
Eastern Trust Company.....	91,500	00	44,893	92	483,824	27	91,137	77	185,533	05	15,761	40	9
Grey and Bruce Trust and Savings Company.....	32,368	29	133,871	58	338,958	53	34,826	20	10,497	18			10
Guaranty Trust Co. of Canada.....	21,283	31			130,238	72			17,076	65	23,216	66	11
Guelph Trust Company.....					390,199	09			96,228	63	19,996	95	12
Industrial Mortgage and Trust Co.....	35,600	00	166,360	45	628,237	83	94,563	64			11,400	00	13
Lambton Trust Company.....			2,707	15	263,398	75			57,805	99	66,443	23	14
London and Western Trust Co., Limited.....	179,866	29	428,387	36	430,817	92	38,973	19	142,765	83	57,671	75	15
Montreal Trust Company.....	229,088	22	47,402	73	300,811	11	661,855	60	974,913	74	1,123,755	61	16
National Trust Company, Ltd.....	821,952	30	2,073,763	55	1,119,630	12	39,000	00	250,145	47	47,505	03	17
Northern Trusts Company.....	12,750	00	106,047	23	794,723	70			10,012	50			18
Premier Trust Company.....	229,041	23	552,922	07	174,436	11	4,432	08	10,424	83			19
Prudential Trust Company Ltd.....	68,401	53	55,559	39	2,957	09	10,000	00	59,707	42	15,626	85	20
Royal Trust Company.....	938,603	41	1 00		1,330,750	11	1,003,957	01	3,333,840	78	2,181,171	63	21
Sterling Trusts Corporation.....	81,000	00	156,840	53	471,834	41	776	58					22
Toronto General Trusts Corporation.....	1,650,000	00	2,168,194	59	1,102,439	51	4,577	54	101,353	42	4,089	76	23
Trusts and Guarantee Company, Limited.....	61,724	65	221,353	10	523,788	29	72,920	63			5,592	24	24
Victoria Trust and Savings Co.....	26,700	00	255,234	58	1,103,582	15	37,907	90					25
Waterloo Trust and Savings Co.....	142,066	42	263,400	78	314,234	21	133,181	55	300,249	13			26
Totals.....	5,430,229	55	8,379,243	86	13,871,067	38	2,468,020	65	6,250,471	42	4,088,737	45	
Totals previous year.....	5,590,275	63	9,411,047	33	13,252,238	84	1,929,230	40	6,468,331	35	1,404,582	36	

† 1940 figures are Securities of United Kingdom, Dominion of Canada and Provinces of Canada.

†† 1940 figures are Securities Guaranteed by Dominion and Provincial Governments.

REGISTERED IN ONTARIO AS AT DECEMBER 31st, 1941

Funds

	Canadian Municipals, School Dis- tricts and Rural Telephone Debentures including Interest	All other Bonds including Interest	Stocks and Accrued Dividends	Cash on Hand and in Banks	Due from Guaranteed Funds	Advances to Estates, Trusts, etc., under Adminis- tration	Accrued fees and charges for Adminis- tering Estates	Other Assets	Totals
	\$ c.	\$ c.	\$ c.	\$ c.	\$ c.	\$ c.	\$ c.	\$ c.	\$ c.
1			1 00	6,497 95					332,323 28
2	31,837 43		445,228 32	195,139 86		7,239 06		6,499 76	1,931,032
3	23,409 01		36,371 84	26,211 51		1,500 00		2,763 35	818,087 62
4	69,834 08	5,712 06	191,094 80	199,772 45		43,773 61		43,405 72	1,657,427 90
5				159,274 17		115,050 00			1,783,337 01
6	61,692 30	16,872 88		58,450 32		3,150 00	500 00	24,222 68	1,254,316 87
7	101,826 95	272,182 61	94,829 17	99,461 60		49,146 77	22,294 90	4,874 31	1,439,796 01
8			78,173 74	146,184 93		101,000 00		17,159 04	1,479,444 65
9	147,516 78	124,763 85	78,314 52	70,334 22		140,846 21			1,474,425 99
10	40,529 28	74,407 70	18,898 00	23,023 16	45,488 91	3,587 04		10,087 79	766,543 66
11	139,641 46	28,983 13		24,323 25		2,500 00	3,609 02	7,544 83	398,417 03
12		8,333 89		37,931 34	3,389 30	3,000 00			559,079 20
13	4,992 77			31,457 74	50,000 00	15,095 70		3,469 96	1,041,178 09
14	1,953 49			15,948 84					408,257 45
15			5,420 00	118,003 08	16,761 17	147,858 77		56,304 33	1,622,829 69
16	154,372 07	3,357,206 60	3,991,350 81	233,717 89		203,340 11	120,261 23	66,369 49	11,464,445 21
17		7,026 82	413,877 62	743,929 10		63,827 48		3,048 20	5,585,705 69
18	21,387 70	93,110 00	21,501 25	60,130 12		2,290 58		164 52	1,122,117 60
19		6,000 00	104,023 47	53,033 47		214,724 24	21,000 00	14,288 03	1,384,325 53
20	13,327 54	3,072 47	1 00	27,815 16		10,140 54		18,693 60	285,302 59
21	766,574 79	1,947,686 11	746,048 13	3,298 87		436,721 02	227,088 08	89,378 47	13,005,119 41
22		50,190 54	83,295 07	56,830 98		80,544 49	11,110 55	14,148 68	1,006,571 83
23		84,805 82	49,354 26	346,610 29		153,907 11		33,904 76	5,699,237 06
24	7,125 82	245,114 73	121,495 45	213,552 03		82,232 45	42,394 20	36,589 92	1,633,883 51
25	26,052 38	26,540 00	1,811 00	50,321 21		21,625 27		3,975 00	1,553,749 49
26	11,312 24	121,072 57	18,405 63	50,792 63		39,688 53	87,395 70	44,120 91	1,525,920 30
	1,623,386 09	6,473,081 78	6,499,495 08	3,052,046 17	115,639 38	1,944,788 98	535,653 68	501,013 35	61,232,874 82
	1,653,415 61	6,570,398 61	7,244,470 54	2,310,287 61	96,748 04	1,823,377 51	576,458 60	561,997 80	58,892,860 23

STATEMENT OF ASSETS OF TRUST COMPANIES

Name of Company	Guaranteed										
	Mortgages and Agreements on Real Estate, including Interest		Loans on Stocks and Bonds including Interest		Government and Government Guaranteed Securities United Kingdom and Dominion of Canada including Interest †		Provincial and Provincial Guaranteed Bonds including Interest ††		Canadian Municipals, School Districts and Rural Telephone Debentures including Interest		
	\$	c.	\$	c.	\$	c.	\$	c.	\$	c.	
Bankers' Trust Company.....											1
British Mortgage and Trust Corporation of Ontario.....	3,371,077	74			460,170	15	329,381	91	141,195	89	2
Brockville Trust and Savings Company ...	563,322	03			82,316	28	106,405	93	64,624	65	3
Canada Permanent Trust Company.....	875,389	42			57,222	51	26,056	79			4
Canada Trust Company.....	5,661,922	95	75,257	00	1,058,946	71	245,288	36	228,071	58	5
Capital Trust Corporation, Limited.....	3,257,226	97		7,000	00	148,702	86	1,618,518	17		6
Chartered Trust and Executor Company...	575,848	66	551,727	93	1,060,299	51	943,267	88	579,990	44	7
Crown Trust Company.....	264,164	52	487,056	29	229,819	37	345,626	03			8
The Eastern Trust Company.....	1,607,599	42	935,013	85	884,084	61	604,777	47	845,693	25	9
Grey and Bruce Trust and Savings Co.....	978,671	69			807,678	28	882,324	64	168,292	67	10
Guaranty Trust Company of Canada.....	260,959	50	136,206	71	596,991	17	291,307	35	203,062	02	11
Guelph Trust Company.....	399,035	92			99,729	80	4,955	49			12
Industrial Mortgage and Trust Company...	1,792,177	28			456,099	71	549,814	28	216,084	30	13
Lambton Trust Company.....											14
London and Western Trusts Co., Limited...	1,688,630	16	33,574	40	615,200	03	162,496	58	8,282	46	15
Montreal Trust Company.....	79,662	13	8,120,355	35	3,551,315	74	189,847	44	196,269	08	16
National Trust Company, Limited.....	8,216,673	96	204,000	00	6,959,417	17	1,622,917	09	868,943	42	17
Northern Trusts Company.....	606,749	58									18
Premier Trust Company.....	1,681,922	03	361,950	28	277,825	28	330,402	55	100,255	58	19
Prudential Trust Company, Limited.....											20
Royal Trust Company.....			1,126,528	81	1,703,626	48	513,555	58	374,703	37	21
Sterling Trusts Corporation.....	1,891,322	19			124,974	31	76,264	28	202,315	31	22
Toronto General Trusts Corporation.....	11,475,716	78	381,349	23	1,283,792	25	841,546	41	1,885,669	32	23
Trusts and Guarantee Company, Limited...	6,110,848	75	40,446	31	637,873	23	1,040,004	38	361,753	29	24
Victoria Trust and Savings Company.....	5,388,444	24	9,140	92	408,393	74	426,556	27	277,486	89	25
Waterloo Trust and Savings Company.....	6,602,732	62	51,631	63	1,077,849	04	1,064,288	73	1,000,191	47	26
Totals.....	63,350,098	54	12,521,238	71	22,582,328	23	12,215,603	61	7,722,884	99	
Totals previous year.....	66,869,417	50	14,973,924	80	24,362,768	69	5,697,345	80	8,115,404	13	

*Includes stocks and accrued dividends.

†Includes unrealized assets.

† 1940 figures are Securities of United Kingdom, Dominion of Canada and Provinces of Canada.

†† 1940 figures are Securities Guaranteed by Dominion and Provincial Governments.

REGISTERED IN ONTARIO AS AT DECEMBER 31st, 1941

Funds				Estates, Trusts and Agency Funds				
All other Bonds, including Interest	Cash on Hand and in Banks	Other Assets	Total Guaranteed Funds	Unrealized Assets	Investments	Cash on Hand and in Banks	Total Estates Trusts and Agency Funds	
\$ c.	\$ c.	\$ c.	\$ c.	\$ c.	\$ c.	\$ c.	\$ c.	
						\$ 117,751 96	730 83	118,482 79
1								
2	*1,214,816 14	236,572 78	5,753,214 61	412,933 43	368,817 91	68,549 88	850,301 22	
3	25,451 43	4,945 81	847,066 13	689,412 48	255,201 20	42,363 58	986,977 26	
4		57,905 86	1,016,574 58	33,537,388 40	15,881,205 45	2,618,281 60	52,036,875 45	
5		229,166 00	7,498,652 60	19,953,274 58	7,820,935 75	1,157,973 81	28,932,184 14	
6		348,740 06	5,380,188 06	5,271,882 78	3,322,377 14	246,503 33	8,840,763 25	
7	126,717 46	1,338,730 18	5,176,582 06	13,476,616 73	6,559,065 00	1,427,292 07	21,462,973 80	
8		139,753 29	1,466,419 50		\$39,358,389 26	524,141 68	39,882,530 94	
9	1,081,636 19	155,353 17	6,114,157 96	4,318,531 46	52,335,767 16	745,505 00	57,399,803 62	
10	232,404 89	284,657 85	3,354,030 02	1,494,749 74	107,216 56	105,357 55	1,707,323 85	
11	17,496 57	306,800 70	1,812,824 02	8,984,333 92	462,687 63	386,533 97	9,833,555 52	
12		16,112 95	519,834 16	2,128,310 83	2,390,895 00	353,811 10	4,873,016 93	
13	328,166 60	157,765 87	3,667,108 04	890,753 96	166,202 44	28,079 09	1,085,035 49	
14				415,026 33	80,629 41	25,273 98	520,929 72	
15	30,231 96	60,360 98	2,598,776 57		\$38,900,778 90	1,477,195 25	40,377,974 15	
16	2,428,553 76	1,391,542 01	15,957,545 51		\$853,331,627 00	11,937,244 86	865,268,871 86	
17	2,419,120 21	1,713,800 73	22,004,872 58	151,045,257 20	120,197,038 57	12,601,728 26	283,844,024 03	
18		3,141 44	609,891 02	10,721,797 77	3,517,372 95	251,236 89	14,490,407 61	
19	16,632 82	133,859 31	2,902,847 85	6,356,032 27	1,626,460 74	198,346 96	8,180,839 97	
20					\$2,405,242 55	259,339 05	2,664,581 60	
21	63,825 55	166,464 48	4,010,436 79		\$702,235,185 74	22,897,437 11	725,132,622 85	
22		95,505 35	2,390,381 44	5,306,784 22		199,417 69	5,506,201 91	
23	175,640 62	1,797,398 53	17,841,113 14	141,035,053 51	78,416,969 94	5,638,032 72	225,090,056 17	
24	225,000 00	571,466 32	8,987,392 28	27,195,186 13	10,438,097 80	2,057,481 18	39,690,765 11	
25	660,486 51	150,425 08	7,320,933 65	1,379,677 85	266,036 52	190,358 74	1,836,073 11	
26	685,320 43	875,775 71	11,357,789 63	4,542,198 47	3,384,172 81	338,075 20	8,264,446 48	
	9,731,501 14	10,236,244 46	138,588,632 20	439,155,202 06	1,943,946,125 39	65,776,291 38	2,448,877,618 83	
	9,076,375 33	6,328,290 92	135,843,919 90	429,235,512 76	1,956,665,956 67	53,286,089 00	2,439,187,558 43	

STATEMENT OF LIABILITIES OF TRUST COMPANIES REGISTERED IN ONTARIO AS AT DECEMBER 31st, 1941
Company Funds

Name of Company	To the Public				To Shareholders				Total Liabilities to Shareholders
	Money Borrowed including Interest	Investment Reserves	Dividends Unpaid	Other Liabilities	Total Liabilities to the Public	Paid-in Capital	Reserve Fund and Contingency Reserve	Balance of Profit and Loss Account*	
	\$	\$	\$	\$	\$	\$	\$	\$	\$
Bankers' Trust Company	37,798 75	37,798 75	40,000 00	7,799 54	45,598 29	250,000 00	500,000 00	36,724 99	286,724 99
British Mortgage and Trust Corporation of Ontario	325,000 00	325,000 00	10,000 00	18,524 22	383,524 22	1,000,000 00	500,000 00	47,507 93	1,547,507 93
Brookville Trust and Savings Company	70,290 99	70,290 99	10,000 27	23,862 12	104,153 38	500,000 00	200,000 00	13,934 24	713,934 24
Canada Permanent Trust Company	100,000 00	100,000 00	30,000 00	35,000 00	150,000 00	1,000,000 00	400,000 00	107,427 90	1,507,427 90
Canada Trust Company	167,550 63	167,550 63	9,440 22	81,566 00	111,556 00	1,000,000 00	600,000 00	71,771 01	1,671,771 01
Capital Trust Corporation, Limited				26,878 78	203,869 63	885,355 10	160,000 00	5,092 14	1,050,447 24
Chartered Trust and Executor Company			10,000 00	90,265 61	100,265 61	1,000,000 00	250,000 00	89,530 40	1,339,530 40
Crown Trust Company			20,000 00	29,788 16	29,788 16	1,000,000 00	400,000 00	49,656 49	1,449,656 49
Eastern Trust Company				77,476 65	97,476 65	544,700 00	82,967 82		627,667 82
Grey and Bruce Trust and Savings Company	121,389 65	121,389 65	3,750 00	17,486 19	138,875 84	300,000 00	50,000 00	23,931 53	373,931 53
Guaranty Trust Company of Canada	11,000 00	11,000 00	7,562 52	9,735 50	24,485 50	302,500 49	151,000 00	80,016 19	533,516 68
Guelph Trust Company	85,000 00	85,000 00	12,700 00	18,000 00	25,562 52	635,000 00	250,000 00	32,168 81	917,168 81
Industrial Mortgage and Trust Company	20,000 00	20,000 00		26,309 28	124,009 28	50,000 00	50,000 00	15,119 74	379,969 74
Lambton Trust Company				8,287 71	28,287 71	314,850 00	300,000 00	44,699 19	1,558,399 19
London and Western Trust Company, Limited	5,189,116 77		12,137 00	52,293 50	64,430 50	2,123,700 00	3,000,000 00	634,028 10	5,634,028 10
Montreal Trust Company, Limited			80,000 00	561,300 34	5,830,417 11	2,000,000 00	1,750,000 00	495,556 36	5,245,556 36
National Trust Company			60,000 00	280,149 33	340,149 33	600,000 00	600,000 00	206,785 71	806,785 71
Northern Trusts Company	305,907 84	305,907 84		9,424 05	315,331 89	1,232,238 00		*106,494 20	1,125,743 80
Premier Trust Company	235,000 00	235,000 00		23,581 73	258,581 73	1,750,000 00		100,951 41	2,762,221 41
Prudential Trust Company	5,659,195 63			9,081 18	6,027,977 88	175,270 00	4,000,000 00	977,141 53	6,977,141 53
Royal Trust Company			12,048 22	368,782 25	6,027,977 88	2,000,000 00	4,000,000 00	29,755 76	883,055 76
Sterling Trusts Corporation	96,513 88	96,513 88	30,000 00	14,953 97	123,516 07	803,300 00	500,000 00	503,803 66	5,003,803 66
Toronto General Trusts Corporation	528,160 22	528,160 22	12,648 00	137,273 18	690,000 00	1,267,500 00	336,588 15	1,604,088 15	1,604,088 15
Trusts and Guarantee Company, Limited	485,000 00	485,000 00	8,100 00	27,935 36	517,760 11	300,000 00	300,000 00	*74,010 62	1,035,989 38
Victoria Trust and Savings Company	200,000 00	200,000 00	25,000 00	75,000 00	300,000 00	1,000,000 00	200,000 00	25,920 30	1,225,920 30
Waterloo Trusts and Savings Company									
Totals	10,848,312 40	2,788,611 96	398,386 23	2,044,626 76	16,079,937 35	26,834,413 59	14,543,967 82	3,774,556 06	45,132,937 47
Totals previous year	9,027,365 59	2,745,006 44	389,740 21	1,624,870 07	13,786,982 31	26,757,599 79	14,702,159 96	3,646,118 17	45,105,877 92

*Deficit.

REVENUE ACCOUNT OF TRUST COMPANIES

Income

Name of Company	Rents Earned	Interest and Dividends earned				
		On Mort- gages and Agree- ments for Sale	On Collateral Loans	On Bonds and Debentures	Dividends on Stocks	
	\$ c.	\$ c.	\$ c.	\$ c.	\$ c.	
Bankers' Trust Company.....		12,765 13		2,392 72		1
British Mortgage and Trust Corporation of Ontario.....		22,926 47		908 18	26,085 50	2
Brockville Trust and Savings Company.....		28,823 50	67 95	5,106 21	1,493 75	3
Canada Permanent Trust Company.....		26,433 97	1,945 81	20,700 15	9,094 00	4
Canada Trust Company.....		66,753 16	325 79	5,151 49		5
Capital Trust Corporation, Limited.....		16,180 49	1,949 16	7,640 41		6
Chartered Trust and Executor Company.....		11,997 27	10,278 98	25,459 91	4,781 66	7
Crown Trust Company.....	935 77	21,989 39	10,379 68	8,851 69	2,775 00	8
Eastern Trust Company.....		27,258 00	4,432 44	19,562 67	3,973 95	9
Grey and Bruce Trust and Savings Company.....		14,830 76	1,990 36	4,562 36		10
Guaranty Trust Company of Canada.....	1,003 05	6,284 61	513 06	9,624 30		11
Guelph Trust Company.....		26,171 28		3,164 88		12
Industrial Mortgage and Trust Company.....		28,191 30	4,832 05	250 00		13
Lambton Trust Company.....		17,374 07		3,971 29		14
London and Western Trusts Co., Limited.....		21,462 84	746 17	7,012 53		15
Montreal Trust Company.....	2,284 18	20,248 36	21,479 87	82,389 50	144,840 90	16
National Trust Company, Limited.....		105,679 96	1,415 69	2,918 30	25,555 30	17
Northern Trusts Company.....		25,685 35		7,605 42	1,210 00	18
Premier Trust Company.....		11,363 70	318 27	2,877 43	4,717 50	19
Prudential Trust Company, Limited.....	3,424 74	245 51	350 01	3,933 39		20
Royal Trust Company.....		86,017 34	104,015 90	297,252 02	80,554 32	21
Sterling Trusts Corporation.....	2,617 30	13,401 68	278 71	3,027 89	3,694 50	22
Toronto General Trusts Corporation.....	66,334 40	41,420 84	549 68	5,361 30	2,249 51	23
Trusts and Guarantee Company, Limited.....		18,590 82	2,338 02	2,326 99	7,681 00	24
Victoria Trust and Savings Company.....		33,279 39	1,862 71	1,561 36	50 00	25
Waterloo Trust and Savings Company.....	2,810 08	16,280 49	6,542 28	14,295 66	830 00	26
Totals.....	79,409 52	721,655 68	176,612 59	547,908 05	319,586 89	
Totals previous year.....	84,682 60	581,378 82	215,806 25	492,238 16	361,846 55	

REGISTERED IN ONTARIO AS AT DECEMBER 31st, 1941

Income

On Bank Deposits		Other Interest	Profit on Sale of Securities and Real Estate	Amount transferred from Investment Reserve	Profit in Guaranteed Funds	Agency Fees and Commissions Earned	Other Revenue for the year	Totals		
\$	c.	\$	c.	\$	c.	\$	c.	\$	c.	
1						3,839	34		18,997	19
2	78	37	681	15	94,942	03	4,756	14	26,045	98
3	99	76			28,876	08	9,143	32	611	35
4	859	41	651	22	14,920	02	256,037	34	18,690	30
5	199	83	1,608	95	135,857	33	188,487	11	17,996	97
6			4,618	96	7,860	40	64,681	77	19,122	39
7	144	04	10,709	35	8,525	86	356,398	67	40,421	62
8					2,235	48	31,991	03	132,112	19
9			2,841	52	448	52	80,846	24	237,719	92
10					524	63	44,604	23	11,323	38
11					3,782	20	20,442	09	73,094	28
12	3	88					7,978	29	15,389	55
13	118	16	539	50			65,544	71	4,897	29
14					1,165	00			2,332	99
15			1,467	29	5,627	71	28,407	25	193,851	69
16	20,450	56	9,993	68	3,335	60	300,449	59	670,351	52
17	17,581	06	1,801	33			434,644	35	1,341,849	89
18	353	43	37	18			12,203	57	83,366	21
19			9,929	49			59,468	50	94,323	10
20			193	22	60	00			93,035	78
21	2,246	89					52,488	19	2,002,468	24
22			1,579	02	7,246	43	42,456	64	40,868	20
23			40,711	38			312,437	39	922,839	87
24			2,176	19			91,177	54	376,538	53
25					10,514	25	54,643	65	9,187	10
26	2,215	96	2,772	50	7,256	51	207,990	74	48,000	51
	44,351	35	92,311	93	75,701	15	2,258,634	64	7,236,893	93
	32,210	66	86,155	03	316,284	80	2,158,211	83	7,368,650	72
									262,986	79
									216,332	73
									11,816,052	52
									11,913,798	15

REVENUE ACCOUNT OF TRUST COMPANIES

Expenditure

Name of Company	Interest Incurred	Loss on sale of securities and real estate owned absolutely by the Corporation	Amount by which ledger values of assets were written down	License Fees taxes	
				Dominion	
	1	2	3	4	
	\$ c.	\$ c.	\$ c.	\$ c.	
Bankers' Trust Company.....				7,400 00	1
British Mortgage and Trust Corporation of Ontario....	296 24	16 64		13,500 00	2
Brockville Trust and Savings Company.....	396 35			21,242 82	3
Canada Permanent Trust Company.....		14 00	7,335 07	29,155 03	4
Canada Trust Company.....				35,542 62	5
Capital Trust Corporation, Limited.....			20,565 87	6,817 57	6
Chartered Trust and Executor Company.....				44,410 61	7
Crown Trust Company.....	2,263 38		1,962 16	25,790 83	8
Eastern Trust Company.....			9,455 15	41,491 18	9
Grey and Bruce Trust and Savings Company.....	191 80			9,624 97	10
Guaranty Trust Company of Canada.....	641 65			9,879 28	11
Guelph Trust Company.....				17,260 55	12
Industrial Mortgage and Trust Company.....	464 43			24,623 30	13
Lambton Trust Company.....		722 42		8,148 29	14
London and Western Trusts Co., Limited.....				20,000 00	15
Montreal Trust Company.....				181,171 44	16
National Trust Company, Limited.....		77,813 03		178,555 06	17
Northern Trusts Company.....					18
Premier Trust Company.....	842 68	121 67	5,000 00	30,144 18	19
Prudential Trust Company, Limited.....			7,142 67	109 02	20
Royal Trust Company.....	24,025 44			167,805 51	21
Sterling Trusts Corporation.....		848 21	4,047 07	13,394 21	22
Toronto General Trusts Corporation.....			65,823 25	60,418 46	23
Trusts and Guarantee Company, Limited.....			4,210 00	8,000 00	24
Victoria Trust and Savings Company.....				18,400 00	25
Waterloo Trust and Savings Company.....	1,625 46		3,000 00	35,530 66	26
Totals.....	30,747 43	79,535 97	128,541 24	1,008,415 59	
Totals previous year.....	24,731 31	6,535 53	121,587 73	692,997 04	

REGISTERED IN ONTARIO AS AT DECEMBER 31st, 1941

Expenditure

and Taxes other than on real estate		Commission on Loans and on Sale of Real Estate 7	Amount Transferred to Investment Reserves 8	All other Expenses Incurred 9	Net Profit 10	Totals 11	
Provincial 5	Municipal 6						
\$	c.	\$	c.	\$	c.	\$	c.
1	1,047 42			224 14	10,325 63	18,997 19	
2	1,255 00	616 50	1,654 85	823 12	71,576 32	86,685 15	176,423 82
3	2,838 50	928 78			21,909 89	27,123 48	74,439 77
4	8,289 24	6,434 64	59 00		236,846 69	76,147 26	364,280 93
5	3,694 38	2,785 70	17 50	20,000 00	292,925 35	63,395 77	418,361 32
6	3,637 58	2,702 91	3,949 75		145,812 97	11,227 33	194,713 98
7	7,432 66	6,308 65	55,595 87	43,141 40	322,837 55	52,566 71	532,293 45
8	6,591 95	1,566 08			141,282 54	40,852 49	220,309 43
9	18,086 87	3,519 99			230,150 58	80,299 25	383,003 02
10			375 95	13,911 79	32,218 01	27,235 00	83,557 52
11	326 00	1,747 79			85,606 66	18,294 46	116,495 84
12	2,476 58	239 05			10,740 88	23,435 45	54,152 51
13	2,795 79	496 96	1,646 14	12,000 00	35,804 25	27,270 81	105,101 68
14	928 64				4,335 22	10,708 78	24,843 35
15	2,797 95	3,870 22			212,402 63	26,350 60	265,421 40
16	27,011 15	6,736 65		70,335 60	659,140 34	331,428 58	1,275,823 76
17	23,103 48	16,295 91	6 59		1,404,543 06	250,151 48	1,950,468 61
18	2,438 52	1,765 34			95,268 59	41,184 56	140,657 01
19	326 00	3,635 11			118,124 61	26,309 51	184,503 76
20	2,484 34	957 23			85,025 21	7,970 38	103,688 85
21	42,163 14	21,380 83		1,232 81	2,069,583 45	330,931 77	2,657,122 95
22	570 49	953 96			74,173 64	26,411 60	120,399 18
23	15,414 38	19,167 16		36,000 00	1,051,266 68	164,144 00	1,412,233 93
24	3,554 58	4,240 47			400,855 23	92,627 56	513,487 84
25	310 00		62 50	5,000 00	55,202 57	33,094 15	112,069 22
26	4,985 77	2,004 92	5,161 19	31,306 08	176,666 99	52,921 13	313,202 20
	184,560 41	108,354 85	68,529 34	233,750 80	8,034,524 00	1,939,092 89	11,816,052 52
	242,249 67	109,283 46	56,719 36	531,534 62	8,094,859 98	2,033,299 45	11,913,798 15

PROFIT AND LOSS ACCOUNT OF TRUST COMPANIES

Name of Company	Balance at January 1st, 1941		Net Profit		Transferred from Reserve Fund and Contingency Reserve		Premium on Capital Stock		
	1	2	3	4	5	6	7	8	
	\$	c.	\$	c.	\$	c.	\$	c.	
Bankers' Trust Company	41,399	36	10,325	63					1
British Mortgage and Trust Corporation of Ontario.....	40,822	78	86,685	15	200,000	00			2
Brockville Trust and Savings Company	15,560	76	27,123	48					3
Canada Permanent Trust Company	91,280	64	76,147	26					4
Canada Trust Company.....	68,375	24	63,395	77					5
Capital Trust Corporation, Limited.....	*36,430	15	11,227	33	150,000	00			6
Chartered Trust and Executor Company	226,963	69	52,566	71					7
Crown Trust Company.....	48,804	00	40,852	49					8
Eastern Trust Company.....	26,650	09	80,299	25					9
Grey and Bruce Trust and Savings Company.....			27,235	00	8,192	14			10
Guaranty Trust Company of Canada	20,637	07	18,294	46					11
Guelph Trust Company.....	71,705	78	23,435	45					12
Industrial Mortgage and Trust Company.....	30,298	00	27,270	81					13
Lambton Trust Company	17,004	96	10,708	78					14
London and Western Trusts Co., Limited	30,485	59	26,350	60					15
Montreal Trust Company	632,599	52	331,428	58					16
National Trust Company, Limited	485,404	88	250,151	48					17
Northern Trusts Company	165,601	15	41,184	56					18
Premier Trust Company.....	*95,894	04	26,309	51				29 87	19
Prudential Trust Company, Limited.....	92,981	03	7,970	38					20
Royal Trust Company.....	966,209	76	330,931	77					21
Sterling Trusts Corporation.....	28,440	41	26,411	60					22
Toronto General Trusts Corporation.....	459,659	66	164,144	00					23
Trusts and Guarantee Company, Limited	269,263	59	92,627	56					24
Victoria Trust and Savings Company.....	*74,704	77	33,094	15					25
Waterloo Trust and Savings Company.....	22,999	17	52,921	13					26
Totals.....	3,646,118	17	1,939,092	89	258,192	14		28 87	
Totals previous year.....	3,625,255	97	2,033,299	45	252,690	78		125 00	

*Deficit.

†Transfer to Retirement Fund.

‡Transferred from Reserve Fund.

§Investment reserve previously set up by Registrar now returned.

REGISTERED IN ONTARIO AS AT DECEMBER 31st, 1941

	Amount transferred from Investment Reserves set up by Registrar 5		Totals		Dividends declared including Bonuses		Special transfer to Investment Reserves		Transferred to Reserve Fund, and Contingency Fund, 9		Balance as at 31st December, 1941		Totals	
	\$	c.	\$	c.	\$	c.	\$	c.	\$	c.	\$	c.	\$	c.
1			51,724	99	15,000	00					36,724	99	51,724	99
2			327,507	93	80,000	00	200,000	00			47,507	93	327,507	93
3			42,684	24	28,750	00					13,934	24	42,684	24
4			167,427	90	60,000	00					107,427	90	167,427	90
5			131,771	01	60,000	00					71,771	01	131,771	01
6			24,797	18	17,705	04	†2,000	00			5,092	14	24,797	18
7			279,530	40	40,000	00			150,000	00	89,530	40	279,530	40
8			89,656	49	40,000	00					49,656	49	89,656	49
9			106,949	34	80,000	00					26,949	34	106,949	34
10			35,427	14	27,235	00	8,192	14					35,427	14
11			38,931	53	15,000	00					23,931	53	38,931	53
12			95,141	23	15,125	04					80,016	19	95,141	23
13			57,568	81	25,400	00					32,168	81	57,568	81
14			27,713	74	12,594	00					15,119	74	27,713	74
15			56,836	19	12,137	00					44,699	19	56,836	19
16			964,028	10	320,000	00	†10,000	00			634,028	10	964,028	10
17			735,556	36	240,000	00					495,556	36	735,556	36
18			206,785	71							206,785	71	206,785	71
19	10,000	00	*59,554	66	36,939	54	10,000	00			*106,494	20	*59,554	66
20			100,951	41							100,951	41	100,951	41
21			1,297,141	53	320,000	00					977,141	53	1,297,141	53
22			54,852	01	24,096	25	†1,000	00			29,755	76	54,852	01
23			623,803	66	120,000	00					503,803	66	623,803	66
24			361,891	15	25,303	00					336,588	15	361,891	15
25	x100,000	00	58,389	38	32,400	00			100,000	00	*74,010	62	58,389	38
26			75,920	30	50,000	00					25,920	30	75,920	30
	110,000	00	5,953,433	07	1,697,684	87	231,192	14	250,000	00	3,774,556	06	5,953,433	07
	72,511	32	5,983,882	52	1,804,741	90	517,022	45	16,000	00	3,646,118	17	5,983,882	52

STATEMENT OF GUARANTEED FUND REVENUE OF TRUST COMPANIES

Income

Name of Company	Interest and Dividends Earned					Other Interest Earned						
	On Mortgages on Real Estate	On Collateral Loans	On Bonds and Debentures	On Stocks	On Bank Deposits							
	\$	c.	\$	c.	\$	c.	\$	c.				
Bankers' Trust Company.....									1			
British Mortgage and Trust Corporation of Ontario.....	173,193	96		37,151	80	48,930	00	125	80	2		
Brockville Trust and Savings Co....	36,246	15		12,995	40					3		
Canada Permanent Trust Company	48,015	04		2,792	90			632	42	4		
Canada Trust Company.....	306,022	86	3,420	61	50,732	80		3,223	27	5		
Capital Trust Corporation, Limited	167,148	96		55,056	73			199	24	6		
Chartered Trust and Executor Co..	29,810	37	16,751	21	89,294	06		66	80	7		
Crown Trust Company.....	14,114	40	16,980	14	22,488	64				8		
Eastern Trust Company.....	88,222	04	37,414	72	98,177	50				9		
Grey and Bruce Trust and Savings Company.....	58,359	57		70,996	81	162	50	2,553	79	10		
Guaranty Trust Co. of Canada....	15,244	24	5,920	68	35,001	49		125	99	11		
Guelph Trust Company.....	23,434	30		2,302	46			10	90	12		
Industrial Mortgage and Trust Co.	107,365	24		47,402	58	10,805	93		11,944	58	13	
Lambton Trust Company.....										14		
London and Western Trust Co., Limited.....	89,969	44	2,014	19	14,880	10	527	62	140	85	15	
Montreal Trust Company.....	756	16	366,689	24	176,158	20	12,151	49	5,022	93	16	
National Trust Company, Limited	393,620	54	6,503	83	408,509	63	26,487	50	2,340	09	17	
Northern Trust Company.....	39,867	50								18		
Premier Trust Company.....	100,996	33	16,950	97	25,771	10				19		
Prudential Trust Company, Ltd....										20		
Royal Trust Company.....			29,073	05	77,857	67				64	50	21
Sterling Trusts Corporation.....	104,921	04			13,486	39			171	12	22	
Toronto General Trusts Corporation.....	588,779	95	22,666	58	170,003	37	2,891	14			23	
Trusts and Guarantee Company, Limited.....	278,761	61	2,677	24	95,800	83				2,186	36	24
Victoria Trust and Savings Co....	233,689	17			53,525	34	13,075	39			25	
Waterloo Trust and Savings Co....	306,759	97	2,699	71	139,672	63	10,429	52			26	
Totals.....	3,205,298	84	529,762	17	1,700,058	43	125,461	09	14,613	20	14,195	44
Totals previous year.....	3,256,530	94	640,767	80	1,597,431	85	101,127	95	4,640	88	16,882	77

REGISTERED IN ONTARIO AS AT DECEMBER 31st, 1941

Expenditure

	Profit on Sale of Securities	Other Revenue	Total Guaranteed Fund Income	Interest Incurred on		Loss on Sale of Securities	Other Expenses Incurred	Profit Transferred to Company Funds	Total
				Guaranteed Investment Receipts	Deposits				
	\$ c.	\$ c.	\$ c.	\$ c.	\$ c.	\$ c.	\$ c.	\$ c.	\$ c.
1									
2	1,282 50		260,684 06	116,351 49	49,009 68	380 86		94,942 03	260,684 06
3	112 66		49,354 21	9,990 49	10,487 64			28,876 08	49,354 21
4			51,440 36	36,491 65				14,948 71	51,440 36
5	12,015 85	96 25	375,547 64	151,494 82	74,422 91		13,772 58	135,857 33	375,547 64
6			222,404 93	121,205 84	28,538 69			72,660 40	222,404 93
7			135,922 44	18,303 19	53,529 23		513 93	63,576 09	135,922 44
8	5,362 50	1,859 95	60,805 63	3,553 87	25,260 73			31,991 03	60,805 63
9	2,656 12		226,470 38	141,676 23			4,247 91	80,546 24	226,470 38
10	6,857 66		138,930 33	71,996 93	22,329 17			44,604 23	138,930 33
11		385 09	56,677 49	22,058 51	13,006 94	1,065 69	104 26	20,442 09	56,677 49
12			25,747 66	17,769 37				7,978 29	25,747 66
13	2,220 68		179,739 01	88,666 49	25,527 81			65,544 71	179,739 01
14									
15	4,436 71		111,968 91	77,242 22			6,319 44	28,407 25	111,968 91
16			560,778 02	260,328 43				300,449 59	560,778 02
17		7,181 20	844,642 79	56,921 32	325,553 57		27,523 55	434,644 35	844,642 79
18			39,867 50	27,663 93				12,203 57	39,867 50
19		4 20	143,722 60	55,670 71	25,167 29	2,105 84	1,310 26	59,468 50	143,722 60
20									
21			106,995 22	32,232 92		22,274 11		52,488 19	106,995 22
22	5,168 16	1,804 15	125,550 86	73,367 85	5,613 95	3,803 51	308 91	42,456 64	125,550 86
23			784,341 04	355,411 10	110,267 05		6,225 50	312,437 39	784,341 04
24	161 50	1,851 47	381,439 01	244,891 70	36,378 94		8,990 83	91,177 54	381,439 01
25			300,289 90	211,072 14	34,574 11			54,643 65	300,289 90
26	4,115 89		463,677 72	130,733 73	124,953 25			207,990 74	463,677 72
	44,426 23	13,182 31	5,646,997 71	2,325,094 93	964,620 96	29,630 01	69,317 17	2,258,334 64	5,646,997 71
	48,687 92	15,347 83	5,681,417 94	2,471,051 27	990,265 71	15,831 79	46,057 34	2,158,211 83	5,681,417 94



Miscellaneous Statements and Summaries

1. MORTGAGES AND AGREEMENTS ON REAL ESTATE CLASSIFIED AS TO PROVINCES.
 - A. LOAN CORPORATIONS.
 - B. TRUST COMPANIES—COMPANY FUNDS.
 - C. TRUST COMPANIES—GUARANTEED FUNDS.

 2. COMPARATIVE SUMMARY OF ASSETS AND LIABILITIES OF
 - A. LOAN CORPORATIONS.
 - B. TRUST COMPANIES—COMPANY FUNDS.
 - C. TRUST COMPANIES—GUARANTEED FUNDS.

 3. COMPARATIVE SUMMARY OF INCOME AND EXPENDITURE OF LOAN AND TRUST CORPORATIONS.
-
-

MORTGAGE LOANS AND AGREEMENTS FOR SALE ON REAL ESTATE

Loan

Name of Corporation	Western Provinces								
	British Columbia		Alberta		Saskatchewan		Manitoba		
	\$	c.	\$	c.	\$	c.	\$	c.	
Canada Permanent Mortgage Corporation.....	3,278,445	68	2,514,014	72	4,823,645	67	3,822,090	98	1
Central Canada Loan and Savings Company.....			11,278	40			15,811	36	2
Credit Foncier Franco-Canadien.....	2,356,534	55	2,692,224	81	4,724,841	57	2,402,879	57	3
Guelph and Ontario Investment and Savings Society.....			198,589	18	323,890	74	12,044	72	4
Huron and Erie Mortgage Corporation.....	1,252,789	46	2,860,938	42	11,179,742	87	2,108,095	50	5
Lambton Loan and Investment Company.....									6
Landed Banking and Loan Company.....							1,172,835	35	7
Midland Loan and Savings Company.....									8
Niagara Falls Loan and Savings Company.....									9
Ontario Loan and Debenture Company.....	666,768	32	620,320	10	956,318	35	387,949	21	10
Peterborough Workingmen's Building and Savings Society.....									11
Provident Investment Company.....					1,155	70			12
Real Estate Loan Company of Canada, Limited.....	11,414	85	36,414	40			516,151	19	13
Toronto Mortgage Company.....									14
Toronto Savings and Loan Company.....									15
Totals.....	7,565,952	86	8,933,780	03	22,009,594	90	10,437,857	88	
Totals previous year.....	7,555,817	93	9,414,170	02	22,679,489	92	11,061,129	76	

Interest accrued not taken into totals.

Gross totals reported by companies are shown in this schedule.

Where these totals differ from Balance Sheet figures, the difference is due to special reserves.

*Includes \$4,900.00 in the United States.

AS AT DECEMBER 31st, 1941—CLASSIFIED AS TO PROVINCE.
Corporations

		Eastern Provinces							
Totals		Interest due and unpaid	Ontario	Quebec	Maritime	Totals	Interest due and unpaid		
\$	c.	\$	c.	\$	c.	\$	c.	\$	c.
1	11,438,197 05	567,618 32	25,305,391 51	6,026,922 69	2,423,577 13	33,755,891 33	89,707 50		
2	27,089 76	91,982 49	91,982 49		
3	12,176,480 50	285,760 91	2,201,754 13	14,875,940 60	17,077,694 73	119,657 69		
4	534,524 64	31,323 48	3,563,063 22	3,563,063 22	16,951 09		
5	17,401,566 25	1,058,934 51	12,634,921 30	12,634,921 30	201,274 61		
6	*2,674,153 83	2,674,153 83	25,767 69		
7	1,172,835 35	85,601 39	1,038,993 96	1,038,993 96	36,369 69		
8	2,603,431 74	2,603,431 74		
9	489,602 94	489,602 94	3,283 60		
10	2,631,355 98	166,586 81	10,100,293 77	10,100,293 77	14,561 62		
11	129,713 01	129,713 01	2,888 08		
12	1,155 70	190 97	6,200 84	6,200 84		
13	563,980 41	332 85	334,729 54	334,729 54	194 86		
14	4,018,132 45	4,018,132 45		
15	128,190 05	128,190 05	5,075 83		
18,947,185 67		2,196,349 24	65,320,554 78	20,902,863 29	2,423,577 13	88,646,995 20	515,732 26		
50,710,607 63		2,377,512 36	67,632,964 34	21,099,744 86	2,297,757 30	91,030,466 50	610,562 49		

MORTGAGE LOANS AND AGREEMENTS FOR SALE ON REAL ESTATE

Trust Companies—

Western Provinces

Name of Company	British Columbia		Alberta		Saskatchewan		Manitoba		
	\$	c.	\$	c.	\$	c.	\$	c.	
Bankers' Trust Company	31,000	00							1
British Mortgage and Trust Corporation of Ontario									2
Brockville Trust and Savings Company									3
Canada Permanent Trust Company	32,131	09	18,447	07	46,954	44	35,676	49	4
Canada Trust Company	41,860	21	225,924	47	219,953	12			5
Capital Trust Corporation, Limited					3,613	27			6
Chartered Trust and Executor Company									7
Crown Trust Company									8
Eastern Trust Company									9
Grey and Bruce Trust and Savings Company									10
Guaranty Trust Company of Canada									11
Guelph Trust Company					76,952	10			12
Industrial Mortgage and Trust Company			49,142	89	146,077	28			13
Lambton Trust Company									14
London and Western Trusts Company, Limited			291,869	11	94,370	72	35,246	48	15
Montreal Trust Company					12,650	00			16
National Trust Company, Limited			729,934	27	280,803	39	904,538	83	17
Northern Trust Company	96	95	326,054	57	340,084	67	110,666	41	18
Premier Trust Company			711	50	1,428	99			19
Prudential Trust Company, Limited			911	88					20
Royal Trust Company	258,839	84	14,616	68	506,925	99	50,930	91	21
Sterling Trusts Corporation			2,192	00	244,588	64	1,700	00	22
Toronto General Trusts Corporation	36,247	58	43,463	95	737,996	00	361,255	19	23
Trusts and Guarantee Company			168,723	22	200,358	89	192,163	63	24
Victoria Trust and Savings Company					649,356	01			25
Waterloo Trust and Savings Company									26
Totals	400,175	67	1,871,991	61	3,562,113	51	1,692,177	94	
Totals previous year	385,534	41	1,932,817	27	3,630,321	53	1,714,555	78	

Interest accrued not taken into totals

Gross totals reported by companies are shown in this schedule.

Where these totals differ from Balance Sheet figures, the difference is due to special reserves

AS AT DECEMBER 31st, 1941—CLASSIFIED AS TO PROVINCE

Company Funds

		Eastern Provinces							
Totals		Interest due and unpaid		Ontario	Quebec	Maritime	Totals	Interest due and unpaid	
\$	c.	\$	c.	\$	c.	\$	c.	\$	c.
1	31,000 00			21,700 00	192,425 00			214,125 00	1,400 26
2				450,137 11				450,137 11	1,553 83
3				524,043 00				524,043 00	846 35
4	133,209 09	2,549 63		324,330 87		77,965 37		402,296 24	3,812 70
5	487,737 80	38,456 53		792,083 71	128,801 13			920,884 84	9,220 89
6	3,613 27			339,289 14	31,526 92			370,816 06	3,401 25
7				238,533 74				238,533 74	485 43
8					434,822 02			434,822 02	1,319 85
9					24,375 00	453,880 44		478,255 44	1,489 84
10				328,174 53				328,174 53	7,705 37
11				134,261 66				134,261 66	
12	76,952 10	3,212 37		398,240 57				398,240 57	2,227 99
13	195,220 17			475,527 64				475,527 64	2,959 15
14				257,090 03				257,090 03	1,445 72
15	421,486 31	55,989 30		158,228 96				158,228 96	8,048 63
16	12,650 00			6,025 00	311,679 19			317,704 19	
17	1,915,276 49	393,735 41		183,378 82	43,225 00			226,603 82	1,238 67
18	776,902 60	24,215 47		5,250 11				5,250 11	
19	2,140 49	279 42		167,771 96				167,771 96	6,551 44
20	911 88				2,044 21			2,044 21	
21	831,313 42	327 05		336,397 61	711,920 47	13,250 00		1,061,568 08	1,684 56
22	248,480 64	33,810 79		190,057 18				190,057 18	369 28
23	1,178,962 72	220,783 02		177,519 10	21,568 17	1,288 55		200,375 82	16,129 89
24	561,245 74	18,943 62		150,615 51	400 00			151,015 51	1,207 63
25	649,356 01	6,122 19		503,609 51				503,609 51	2,243 44
26				305,890 97				305,890 97	
	7,526,458 73	798,424 80		6,468,156 73	1,902,787 11	546,384 36		8,917,328 20	75,342 17
	7,663,228 99	886,558 69		6,372,523 92	1,845,209 87	487,975 92		8,705,709 71	147,648 71

MORTGAGE LOANS AND AGREEMENTS FOR SALE ON REAL ESTATE
Trust Companies —

Name of Company	Western Provinces								
	British Columbia		Alberta		Saskatchewan		Manitoba		
	\$	c.	\$	c.	\$	c.	\$	c.	
Bankers' Trust Company									1
British Mortgage and Trust Corporation of Ontario									2
Brockville Trust and Savings Company									3
Canada Permanent Trust Company									4
Canada Trust Company	123,011	49							5
Capital Trust Corporation, Limited			116,881	59	1,200	00			6
Chartered Trust and Executor Company									7
Crown Trust Company									8
Eastern Trust Company									9
Grey and Bruce Trust and Savings Company									10
Guaranty Trust Company of Canada									11
Guelph Trust Company									12
Industrial Mortgage and Trust Company			19,041	35	87,490	49			13
Lambton Trust Company									14
London and Western Trusts Company, Limited	7,803	35	20,956	70	15,890	64	51,957	56	15
Montreal Trust Company									16
National Trust Company, Limited			1,198,548	50	2,010,118	52	1,293,429	12	17
Northern Trusts Company			189,374	06	299,380	20	122,243	40	18
Premier Trust Company			1,200	00	2,880	99			19
Prudential Trust Company, Limited									20
Royal Trust Company									21
Sterling Trusts Corporation									22
Toronto General Trusts Corporation	761,925	39	749,162	47	4,657,797	49	1,554,486	66	23
Trusts and Guarantee Company, Limited	141,824	08	466,726	68	173,041	39	355,478	08	24
Victoria Trust and Savings Company					801,769	08			25
Waterloo Trust and Savings Company					242,046	91	147,244	15	26
Totals	1,034,564	31	2,761,891	35	8,291,615	71	3,524,838	97	
Totals previous year	1,082,075	35	3,015,495	84	8,742,289	63	3,858,319	42	

Interest accrued not taken into values.

Gross totals reported by companies are shown in this schedule.

Where these totals differ from Balance Sheet figures, the difference is due to special reserves.

AS AT DECEMBER 31st, 1941—CLASSIFIED AS TO PROVINCE

Guaranteed Funds

		Eastern Provinces							
Totals		Interest due and unpaid		Ontario	Quebec	Maritime	Totals	Interest due and unpaid	
\$	c.	\$	c.	\$	c.	\$	c.	\$	c.
1									
2				3,292,766	09			3,292,766	09
3				555,108	90			555,108	90
4				861,244	32			861,244	32
5	123,011	49	551	3,056,111	33	2,331,849	80	5,387,961	13
6	118,081	59		3,743,286	67	329,076	48	4,072,363	15
7				569,024	70			569,024	70
8						259,775	00	259,775	00
9				5,850	00	161,000	00	1,431,663	75
10				962,623	65			962,623	65
11				258,331	07			258,331	07
12				392,917	37			392,917	37
13	106,531	84		1,692,654	58			1,692,654	58
14									
15	96,608	25	21,425	1,608,084	74			1,608,084	74
16						79,662	13	79,662	13
17	4,502,096	14	808,130	3,418,248	30	639,846	65	4,058,094	95
18	610,997	66	8,333						
19	4,080	99	1,713	1,627,401	35			1,627,401	35
20									
21									
22				1,869,480	37			1,869,480	37
23	7,723,372	01	1,055,600	3,791,304	88	145,240	67	3,936,545	55
24	1,137,070	23	79,694	4,807,506	44			4,807,506	44
25	801,769	08	41,009	4,433,822	20			4,433,822	20
26	389,291	06	4,309	5,491,159	59	634,561	16	6,125,720	75
	15,612,910	34	2,020,768	42,436,926	55	4,581,011	89	48,449,602	19
	16,698,180	24	2,109,940	43,338,986	30	4,368,526	97	49,367,087	45
						1,659,574	18		
								824,283	40

COMPARATIVE SUMMARY OF ASSETS AND

Assets and Liabilities	1936			1937			
	Amount	Percentage to Total Assets		Amount	Percentage to Total Assets		
ASSETS							
	\$	c.	%	\$	c.	%	
Office premises.....	7,018,139	04	3.39	6,876,500	00	3.38	1
Real Estate held for sale.....	10,145,840	12	4.91	11,121,891	18	5.47	2
Mortgages on real estate.....	149,484,671	37	72.27	146,154,366	42	71.86	3
Loans on stocks and bonds.....	373,559	78	.18	398,492	53	.19	4
Dominion, Provincial and United Kingdom bonds.....	14,085,127	72	6.81	12,618,903	98	6.21	5
Bonds guaranteed by Dominion and Provincial Governments, including interest.....	3,277,253	87	1.59	3,668,076	12	1.81	6
Canadian Municipalities, etc.....	2,890,117	30	1.40	3,314,025	57	1.63	7
All other bonds.....	2,025,753	49	.99	1,931,409	21	.95	8
Stocks.....	10,245,276	64	4.96	10,214,492	24	5.02	9
Cash.....	6,212,982	72	3.00	6,089,287	97	2.99	10
All other assets.....	1,098,875	80	.50	993,770	83	.49	11
Total Assets	206,857,597	85	100.00	203,381,216	05	100.00	
LIABILITIES							
To the Public							
Debentures payable in Canada.....	79,790,606	12		76,154,272	06		12
Debentures payable elsewhere.....	27,571,806	85		27,817,616	55		13
Deposits.....	31,817,384	53		32,606,558	75		14
Money borrowed from banks and elsewhere.....	98,050	04		92,724	34		15
Dividends declared and unpaid.....	507,217	34		482,001	33		16
All other liabilities.....	10,777,098	74		12,112,914	79		17
Total	150,562,163	62	72.78	149,266,087	82	73.39	
To Shareholders							
Capital Stock, Permanent.....	33,514,767	19		33,123,367	19		18
Capital Stock, Terminating.....	1,640,569	24		142,967	99		19
Reserve Fund and Contingency Reserve.....	19,112,208	45		18,812,040	86		20
Profit and loss.....	2,027,889	35		2,036,752	19		21
Total	56,295,434	23	27.22	54,115,128	23	26.61	
Grand Total to the Public and Shareholders	206,857,597	85	100.00	203,381,216	05	100.00	
Capital Stock							
Capital subscribed.....	40,631,687	19		38,065,687	19		22
Capital paid in cash.....	35,155,336	43		33,266,335	18		23

LIABILITIES OF LOAN CORPORATIONS

		1938			1939			1940			1941		
		Amount	Percentage to Total Assets		Amount	Percentage to Total Assets		Amount	Percentage to Total Assets		Amount	Percentage to Total Assets	
		\$	c.	%	\$	c.	%	\$	c.	%	\$	c.	%
1		6,670,875	00	3.29	6,502,000	00	3.21	6,399,814	17	3.20	6,280,526	63	3.18
2		11,333,700	13	5.61	11,730,829	85	5.78	12,020,084	82	6.01	10,989,303	46	5.55
3		145,114,597	53	71.73	143,027,783	82	70.57	139,156,907	90	69.59	134,937,653	91	68.18
4		326,855	76	.16	259,227	86	.14	220,448	02	.11	192,841	37	.10
5		11,907,841	60	5.89	12,231,011	25	6.03	13,938,321	78	6.97	12,816,664	45	6.47
6		4,037,402	21	1.99	4,426,537	85	2.18	4,459,509	40	2.23	6,883,105	87	3.48
7		3,516,980	02	1.74	3,180,318	86	1.57	2,811,477	17	1.41	2,816,628	19	1.42
8		1,975,494	18	.98	1,755,816	15	.87	1,885,140	49	.94	2,452,416	79	1.24
9		10,008,213	14	4.95	10,208,318	31	5.04	10,274,080	37	5.14	10,476,948	29	5.29
10		6,423,871	55	3.17	8,367,743	27	4.13	7,818,214	54	3.92	9,112,732	75	4.60
11		989,914	42	.49	972,296	94	.48	966,931	61	.48	946,368	38	.49
		202,305,775	54	100.00	202,661,884	16	100.00	199,950,930	27	100.00	197,905,190	09	100.00
12		74,850,366	50	75,703,595	52	75,864,488	99	75,106,652	98
13		27,184,363	99	25,075,446	83	23,595,108	51	21,689,154	40
14		33,589,119	70	35,444,125	84	34,205,521	09	34,701,748	15
15		98,292	45	89,195	97	106,701	73	97,443	93
16		483,850	51	496,333	77	445,886	19	700,529	17
17		11,457,326	01	11,384,721	18	11,371,927	77	11,184,973	04
		147,663,319	16	72.99	148,193,419	11	73.12	145,589,634	28	72.82	143,480,501	67	72.50
18		33,623,487	19	33,623,087	19	33,623,087	19	33,623,087	19
19		141,500	61	147,494	61	145,784	44	129,542	86
20		18,822,650	65	18,583,788	49	18,605,089	79	18,626,508	96
21		2,054,817	93	2,114,094	76	1,987,334	57	2,045,549	41
		54,642,456	38	27.01	54,468,465	05	26.88	54,361,295	99	27.18	54,424,688	42	27.50
		202,305,775	54	100.00	202,661,884	16	100.00	199,950,930	27	100.00	197,905,190	09	100.00
22		38,039,047	19	38,048,687	19	38,400,000	00	38,002,327	19
23		33,764,987	80	33,770,581	80	33,768,871	63	33,752,630	05

**COMPARATIVE SUMMARY OF ASSETS AND
Company**

Assets and Liabilities	1936			1937			
	Amount	Percentage to Total Assets		Amount	Percentage to Total Assets		
ASSETS							
	\$	c.	%	\$	c.	%	
Office premises.....	5,621,250	51	9.70	6,435,637	33	10.61	1
Real estate held for sale.....	8,321,236	51	14.36	8,548,502	25	14.09	2
Mortgages on real estate.....	14,018,329	39	24.19	13,847,321	59	22.80	3
Loans on stocks and bonds.....	5,386,881	54	9.29	4,040,365	55	6.66	4
Dominion, Provincial and United Kingdom Bonds.....	5,206,920	19	8.98	6,077,453	94	10.02	5
Bonds guaranteed by Dominion and Provincial Governments, including interest.....	663,290	01	1.17	750,895	92	1.23	6
Canadian Municipalities, School Districts and Rural Telephone debentures.....	1,619,158	90	2.79	1,723,441	54	2.83	7
All other bonds.....	6,724,440	52	11.60	7,102,924	60	11.69	8
Stocks.....	4,906,148	00	8.49	7,037,015	69	11.58	9
Cash.....	1,772,833	94	3.05	1,621,208	35	2.66	10
All other assets.....	3,696,804	05	6.38	3,544,957	66	5.83	11
Total Assets.....	57,937,293	56	100.00	60,729,724	42	100.00	
LIABILITIES							
To the Public							
Money borrowed from banks and elsewhere.....	8,818,921	89		10,637,763	04		12
Dividends declared and unpaid.....	403,030	60		411,260	64		13
All other liabilities.....	4,078,759	68		3,994,139	46		14
Total.....	13,300,712	17	22.95	15,043,163	14	24.77	
To Shareholders							
Capital Stock Permanent.....	26,508,485	36		28,056,545	17		15
Reserve Fund and Contingency Reserve.....	15,903,843	01		15,003,843	01		16
Profit and Loss.....	2,224,253	02		2,626,173	10		17
Total.....	44,636,581	39	77.05	45,686,561	28	75.23	
Grand Total.....	57,937,293	56	100.00	60,729,724	42	100.00	
Capital Stock							
Capital subscribed.....	27,747,170	00		28,888,678	30		18
Capital paid in cash.....	26,508,485	36		28,056,545	17		19

LIABILITIES OF TRUST COMPANIES

Funds

	1938			1939			1940			1941		
	Amount	Percentage to Total Assets		Amount	Percentage to Total Assets		Amount	Percentage to Total Assets		Amount	Percentage to Total Assets	
	\$	c.	%	\$	c.	%	\$	c.	%	\$	c.	%
1	6,269,738	82	10.12	6,018,711	14	9.69	5,590,275	63	9.49	5,430,229	55	8.86
2	8,938,424	26	14.42	9,367,357	75	15.08	9,411,047	33	15.99	8,379,243	86	13.68
3	13,149,434	03	21.22	12,947,551	00	20.85	13,252,238	84	22.50	13,871,067	38	22.65
4	2,923,177	26	4.71	3,005,650	01	4.84	1,929,230	40	3.28	2,468,020	65	4.03
5	7,317,974	63	11.82	6,803,108	24	10.96	6,468,331	35	10.99	6,250,471	42	10.22
6	1,053,835	19	1.70	1,512,399	32	2.43	1,404,582	36	2.39	4,088,737	45	6.68
7	1,736,681	17	2.81	1,757,085	41	2.83	1,653,415	61	2.80	1,623,386	09	2.65
8	7,606,455	96	12.27	7,487,843	12	12.11	6,570,398	61	11.17	6,473,081	78	10.57
9	7,425,843	62	11.98	7,486,305	78	12.05	7,244,470	54	12.30	6,499,495	08	10.62
10	1,713,566	74	2.77	1,991,362	22	3.20	2,310,287	61	3.90	3,052,046	17	4.98
11	3,840,343	78	6.18	3,712,654	96	5.96	3,058,581	95	5.19	3,097,095	39	5.06
	61,975,475	46	100.00	62,090,028	95	100.00	58,892,860	23	100.00	61,232,874	82	100.00
12	11,601,198	46		10,986,447	51		9,027,365	59		10,848,312	40	
13	425,879	88		420,386	68		389,740	21		398,386	23	
14	3,803,274	83		3,900,003	73		4,369,876	51		4,733,238	72	
	15,830,353	17	25.54	15,306,837	92	24.65	13,786,982	31	23.41	15,979,937	35	26.09
15	28,082,588	01		28,175,602	10		26,757,599	79		26,834,413	59	
16	14,918,843	01		14,979,500	83		14,702,159	96		14,543,967	82	
17	3,143,691	27		3,628,088	10		3,646,118	17		3,874,556	06	
	46,145,122	29	74.46	46,783,191	03	75.35	45,105,877	92	76.59	45,252,937	47	73.91
	61,975,475	46	100.00	62,090,028	95	100.00	58,892,860	23	100.00	61,232,874	82	100.00
18	29,024,370	00		29,029,270	00		27,425,820	00		26,930,770	00	
19	28,082,588	01		28,175,602	10		26,757,599	79		26,834,413	59	

**COMPARATIVE SUMMARY OF ASSETS AND
Guaranteed**

Assets and Liabilities	1936		1937				
	Amount	Percentage to Total Assets	Amount	Percentage to Total Assets			
ASSETS							
	\$	c.	%	\$	c.	%	
Mortgages on real estate	71,596,809	59	50.79	71,555,478	41	49.49	1
Loans on stocks and bonds	24,327,250	77	17.25	26,153,810	76	18.09	2
Dominion, Provincial and United Kingdom Bonds	12,723,509	89	9.02	14,715,668	36	10.18	3
Bonds guaranteed by Dominion and Provincial Governments, including interest	3,765,453	39	2.67	3,461,683	99	2.39	4
Canadian Municipalities, etc.	10,643,659	46	7.55	9,907,197	71	6.86	5
All other bonds	8,923,787	39	6.33	7,850,297	32	5.43	6
Cash	7,629,534	75	5.44	9,220,253	70	6.38	7
All other assets	1,343,594	15	.95	1,692,594	47	1.18	8
Total Assets	140,953,599	39	100.00	144,556,984	72	100.00	
LIABILITIES							
Deposits	49,154,573	80	34.87	50,305,752	36	34.79	9
Specific Guaranteed Funds	13,812,582	42	9.79	13,039,223	40	9.04	10
General Guaranteed Funds	77,713,983	43	55.15	80,945,272	54	55.99	11
Due to Company Funds	272,459	74	.19	266,736	42	.18	12
Total Liabilities	140,953,599	39	100.00	144,556,984	72	100.00	
Estates, Trusts and Agency Funds	2,341,644,798	88	2,363,591,094	76	

LIABILITIES OF TRUST COMPANIES

Funds

	1938			1939			1940			1941		
	Amount	Percentage to Total Assets		Amount	Percentage to Total Assets		Amount	Percentage to Total Assets		Amount	Percentage to Total Assets	
	\$	c.	%	\$	c.	%	\$	c.	%	\$	c.	%
1	71,219,982	95	49.52	69,722,961	95	49.05	66,869,417	50	49.23	63,350,098	54	45.72
2	23,843,116	45	16.58	18,613,584	92	13.11	14,973,924	80	11.02	12,521,238	71	9.03
3	17,166,288	68	11.95	21,169,547	16	14.89	24,362,768	69	17.93	22,582,328	23	16.29
4	4,545,349	09	3.18	5,990,996	62	4.21	5,697,345	80	4.19	12,215,603	61	8.82
5	9,022,206	07	6.27	8,549,875	47	6.01	8,115,404	13	5.98	7,722,884	99	5.57
6	8,904,420	91	6.19	8,629,641	82	6.07	9,076,375	33	6.68	9,731,501	14	7.03
7	8,296,853	30	5.72	8,764,090	40	6.16	6,328,290	92	4.65	10,236,244	46	7.38
8	857,415	08	.59	716,067	58	.50	420,392	73	.32	228,732	52	.16
	143,855,632	53	100.00	142,156,765	92	100.00	135,843,919	90	100.00	138,588,632	20	100.00
9	56,488,134	19	39.26	59,794,059	81	42.06	57,116,959	65	42.04	58,977,726	82	42.56
10	11,583,954	18	8.07	10,864,260	49	7.63	10,437,166	44	7.69	10,210,425	75	7.36
11	75,649,943	84	52.58	71,380,538	93	50.23	68,070,462	76	50.11	69,234,840	25	49.96
12	133,600	32	.09	117,906	69	.08	219,331	05	.16	165,639	38	.12
	143,855,632	53	100.00	142,156,765	92	100.00	135,843,919	90	100.00	138,588,632	20	100.00
	2,369,655,193	70	2,438,277,155	68	2,439,187,558	43	2,448,877,618	83

COMPARATIVE SUMMARY

Income	1938			Loan Corporations
	Loan Corporations	Trust Companies	Totals	
	\$ c.	\$ c.	\$ c.	\$ c.
Rents earned	253,112 28	97,512 38	350,624 66	241,959 76 1
Interest earned on mortgages, bonds, stocks, etc.	9,582,452 82	1,737,839 07	11,320,291 89	9,178,408 76 2
Profit on sale of securities and real estate	199,116 04	111,588 90	310,704 94	272,857 21 3
Amount transferred from Investment Reserve*	31,764 32	1,703 39	33,467 71	22,474 09 4
Profit in Guaranteed Funds		2,218,182 70	2,218,182 70 5
Agency fees and commissions earned	37,935 11	7,318,705 73	7,356,640 84	34,492 79 6
All other revenue for year	223,837 19	190,001 60	413,838 79	407,104 90 7
Totals	10,328,217 76	11,675,533 77	22,003,751 53	10,157,297 51
Expenditure				
Interest incurred during the year	4,478,738 27	76,916 92	4,555,655 19	4,327,484 80 8
Loss on sale of securities and real estate	155,601 64	6,994 12	162,595 76	91,454 30 9
Amount by which Ledger values of assets were written down	197,602 33	123,868 10	321,470 43	317,842 93 10
Licenses and taxes other than taxes on real estate	258,595 41	651,986 11	910,581 52	285,452 23 11
Commissions		61,381 90	61,381 90 12
Transferred to Investment Reserves	1,208,647 83	437,097 90	1,645,745 73	1,002,385 62 13
All other expenses	1,943,091 47	7,980,291 18	9,923,382 65	2,021,089 72 14
Profit and Loss	2,085,940 81	2,336,997 54	4,422,938 35	2,111,587 91 15
Totals	10,328,217 76	11,675,533 77	22,003,751 53	10,157,297 51

*Including assets written up.

OF INCOME AND EXPENDITURE

1939			1940				1941						
Trust Companies		Totals	Loan Corporations		Trust Companies		Totals	Loan Corporations		Trust Companies		Totals	
\$	c.	\$	c.	\$	c.	\$	c.	\$	c.	\$	c.	\$	c.
1	78,249 40	320,209 16	231,741 12	84,682 60	316,423 72	199,056 78	79,409 52	278,466 30					
2	1,795,535 76	10,973,944 52	8,815,814 81	1,769,635 47	10,585,450 28	8,877,127 52	1,902,426 49	10,779,554 01					
3	85,436 24	326,416 44	159,570 93	316,284 80	475,855 73	223,707 23	75,701 15	299,408 38					
4	9,851 59	32,325 68	15,000 00	15,000 00	5,000 00	5,000 00					
5	2,245,219 84	2,245,219 84	2,158,211 83	2,158,211 83	2,258,634 64	2,258,634 64					
6	7,352,232 63	7,386,725 42	36,985 20	7,368,650 72	7,405,635 92	42,092 79	7,236,893 93	7,278,986 72					
7	213,792 34	620,897 24	646,285 79	216,332 73	862,618 52	559,453 61	262,986 79	822,440 40					
	11,780,317 80	21,905,738 30	9,905,397 85	11,913,798 15	21,819,196 00	9,906,437 93	11,816,052 52	21,722,490 45					
8	42,844 46	4,370,329 26	4,148,615 56	24,731 31	4,173,346 87	3,995,398 99	30,747 43	4,026,146 42					
9	3,285 61	89,902 68	296,232 03	6,535 53	302,767 56	64,252 09	79,535 97	143,788 06					
10	81,306 50	399,149 43	160,299 42	121,587 73	281,887 15	184,482 38	128,541 24	313,023 62					
11	707,593 24	993,045 47	586,004 47	1,044,530 17	1,630,534 64	817,213 17	1,301,330 85	2,118,544 02					
12	54,367 88	54,367 88	56,719 36	56,719 36	68,529 34	68,529 34					
13	338,076 17	1,325,461 79	853,847 79	531,534 62	1,385,382 41	731,921 56	233,750 80	965,672 36					
14	8,101,957 38	10,112,722 22	1,943,665 02	8,094,859 98	10,038,525 00	2,016,018 04	8,034,524 00	10,050,542 04					
15	2,450,886 56	4,560,759 57	1,916,733 56	2,033,299 45	3,950,033 01	2,097,151 70	1,939,092 89	4,036,244 59					
	11,780,317 80	21,905,738 30	9,905,397 85	11,913,798 15	21,819,196 00	9,906,437 93	11,816,052 52	21,722,490 45					

**AVERAGE RATES OF INTEREST EARNED OR INCURRED AND AVERAGE
DIVIDENDS PAID BY LOAN AND TRUST CORPORATIONS
FOR THE YEAR 1938**

	Loan Corporations	Trust Companies	
		Company Funds	Guaranteed Funds
Average rate earned on:			
Mortgages of realty.....	5.61	4.87	5.08
Collateral Loans.....	6.04	6.60	3.71
Bonds and Debentures.....	3.85	2.53	3.56
Stocks.....	5.73	4.15	4.52
Average rate paid on:			
Deposits.....	1.86	1.72
Debentures and Debenture Stocks or G. I. R's.....	3.76	3.29
Average rate of dividends, including bonuses.....	6.00	6.58

FOR THE YEAR 1939

	Loan Corporations	Trust Companies	
		Company Funds	Guaranteed Funds
Average rate earned on:			
Mortgages of realty.....	5.64	4.91	5.04
Collateral Loans.....	5.73	6.70	3.95
Bonds and Debentures.....	3.68	2.73	3.51
Stocks.....	5.46	4.06	4.46
Average rate paid on:			
Deposits.....	1.96	1.68
Debentures and Debenture Stocks or G. I. R's.....	3.91	3.27
Average rate of dividends, including bonuses.....	6.33	6.56

FOR THE YEAR 1940

	Loan Corporations	Trust Companies	
		Company Funds	Guaranteed Funds
Average rate earned on:			
Mortgages of realty.....	5.43	4.38	4.96
Collateral Loans.....	5.40	6.80	3.97
Bonds and Debentures.....	3.66	3.05	3.42
Stocks.....	5.84	4.99	5.01
Average rate paid on:			
Deposits.....	1.93	1.70
Debentures and Debenture Stocks or G. I. R's.....	3.77	3.29
Average rate of dividends, including bonuses.....	6.25	6.30

FOR THE YEAR 1941

	Loan Corporations	Trust Companies	
		Company Funds	Guaranteed Funds
Average rate earned on:			
Mortgages of realty.....	5.39	5.21	5.07
Collateral Loans.....	5.23	7.15	4.23
Bonds and Debentures.....	3.68	2.97	3.25
Stocks.....	4.86	4.91	5.06
Average rate paid on:			
Deposits.....	1.90	1.64
Debentures and Debenture Stocks or G. I. R's.....	3.73	2.92
Average rate of dividends, including bonuses.....	6.01	6.32

PERCENTAGE OF NET REVENUE TO CAPITAL INVESTMENT, PERCENTAGE OF ADMINISTRATIVE EXPENSE TO GROSS REVENUE

	1938		1939		1940		1941	
	Loan Corporations	Trust Companies	Loan Corporations	Trust Companies	Loan Corporations	Trust Companies	Loan Corporations	Trust Companies
Capital Stock.....	\$ 33,764,987 80	\$ 28,082,588 01	\$ 33,770,581 80	\$ 28,175,602 10	\$ 33,768,871 63	\$ 26,757,599 79	\$ 33,752,630 05	\$ 26,834,413 59
Reserve Funds.....	18,822,650 65	14,918,843 01	18,583,788 49	14,979,500 83	18,605,089 79	14,702,159 96	18,626,508 96	14,543,967 82
Profit and Loss Account.....	2,054,817 93	3,143,691 27	2,114,094 76	3,628,088 10	1,987,334 57	3,646,118 17	2,045,549 41	3,874,556 06
Total Capital Investment.....	54,642,456 38	46,145,122 29	54,468,465 05	46,783,191 03	54,361,295 99	45,105,877 92	54,424,688 42	45,252,937 47
Net Profit Transferred.....	2,085,940 81	2,336,997 54	2,111,587 91	2,450,886 56	1,916,733 56	2,033,299 45	2,097,151 70	1,939,092 89
Add amount by which Assets were written down and amount transferred to Investment Reserves.....	1,406,250 16	560,966 00	1,320,228 55	419,382 67	1,014,147 21	653,122 35	916,403 94	362,292 04
Total Net Revenue.....	3,492,190 97	2,897,963 54	3,431,816 46	2,870,269 23	2,930,880 77	2,686,421 80	3,013,555 64	2,201,384 93
Percentage of Net Revenue to Capital Investment.....	6.39	8.32	6.29	6.00	5.39	5.95	5.54	4.86
Gross Revenue for Year.....	10,328,217 76	11,675,533 77	10,157,297 51	11,780,317 80	9,905,397 85	11,913,798 15	9,906,437 93	11,816,052 52
Administrative Expenses.....	1,943,091 47	7,980,291 18	2,021,089 72	8,101,957 38	1,943,665 02	8,094,859 98	2,016,018 04	8,034,524 00
Percentage of Administrative Expense to Gross Revenue.....	18.81	68.35	19.89	68.77	19.62	67.94	20.35	67.99



Quarterly Statements

OF

DEPOSITS

AND

Securities on Hand and Available for Depositors

FILED BY

Loan and Trust Corporations

DECEMBER 31st, 1941, and JUNE 30th, 1942

Pursuant to Sections 49 or 19 (3) of the Loan and Trust
Corporations Act.

Sec. 49. Every loan company receiving deposits shall make a sworn return to the Registrar quarterly on the 15th days of January, April, July and October in each year, drawn in accordance with the form prescribed from time to time by the Registrar, showing the amount of such deposits and showing the amount of cash on hand and on deposit and the amount of debentures, bonds, stock or other securities of or guaranteed by the Dominion of Canada, and of or guaranteed by any province of Canada less any incumbrances thereon and the amount of bonds, debentures and other securities of any municipal corporation in Ontario or of any city in Canada, less any incumbrances thereon and the bonds or debentures issued by any incorporated company in respect of which bonds or debentures annual or semi-annual subsidy payments sufficient to pay both principal and interest thereof are, by virtue of any general Act of the Dominion of Canada, payable by the Government of the Dominion of Canada to a trust company as trustee for the holders of such bonds or debentures, and the principal amount of any moneys payable to the company on demand the payment of which is secured by the mortgage or pledge of any of the securities hereinbefore in this section mentioned as the said amounts stood at the end of the last preceding month, and stating that the same were at the date mentioned in such return on hand and available for depositors.

Sec. 19.—(3) Every trust company receiving deposits in the manner authorized by subsection 3 of section 19 shall make a sworn return to the Registrar quarterly on the 15th days of January, April, July and October in each year, drawn in accordance with the form prescribed from time to time by the Registrar, showing the amount of such deposits and showing the amount of cash on hand and on deposit, and the amount of debentures, bonds, stock or other securities of or guaranteed by the Dominion of Canada, and of or guaranteed by any province of Canada, less any incumbrances thereon, and the amount of bonds, debentures and other securities of any municipal corporation in Ontario or of any city in Canada, less any incumbrances thereon, and the bonds or debentures issued by any incorporated company in respect of which bonds or debentures annual or semi-annual subsidy payments sufficient to pay both principal and interest thereof are, by virtue of any general Act of the Dominion of Canada, payable by the Government of the Dominion of Canada to a trust company as trustee for the holders of such bonds or debentures, and the principal amount of moneys payable to the company on demand, the payment of which is secured by the mortgage or pledge of any of the securities hereinbefore in this subsection mentioned, as the said amounts stood at the end of the last preceding month, and including in such statement all such cash and securities and loans as defined in this subsection, whether owned by the company or held by it as guaranteed investments under the provision of subsection 2 of section 17, or subsection 4 of section 18, and stating that the same were at the date mentioned in such return on hand and available for depositors.

QUARTERLY STATEMENT OF DEPOSITS AND LIQUID SECURITIES ON HAND AND AVAILABLE FOR DEPOSITORS OF LOAN AND TRUST CORPORATIONS AS OF DECEMBER 31st, 1911

Name of Corporation	Liquid Securities on hand and available for Depositors							Total Available Liquid Securities	Percentage of Total Available Liquid Securities to Deposits
	Total Deposits		Canadian City and Ontario Municipal Debentures			Demand Loans on Similar Securities			
	1	2	3	4	5	6	7		
Canada Permanent Mortgage Corporation	\$ 17,282,750 71	\$ 4,093,004 36	\$ 5,547,899 59	\$ 790,200 00	\$ 7,099 00	\$ 10,438,211 93	60.16		
Guelph and Ontario Investment and Savings Society	1,321,254 97	174,048 16	647,536 95	32,061 38	1,911 98	835,388 47	64.17		
Huron and Erie Mortgage Corporation	9,841,442 07	1,149,102 86	4,434,817 04	6,342 06		5,555,101 90	56.31		
Lambton Loan and Investment Company	961,546 60	234,765 86	533,115 46	23,936 05		732,917 37	82.47		
Landed Banking and Loan Company	854,210 76	128,573 08	426,616 11	43,370 70		598,359 89	70.07		
Midland Loan and Savings Company	395,999 45	169,342 75	451,527 97	6,080 00	75 64	626,350 72	156.36		
Ontario Loan and Debenture Company	3,897,815 31	548,148 91	3,256,339 37	155,412 15		3,954,006 97	101.94		
Toronto Mortgage Company	151,527 92	181,880 08	510,354 89	83,218 75		773,653 18	511.88		
British Mortgage and Trust Corporation of Ontario	2,369,823 44	431,712 64	791,056 40	126,284 14		1,349,053 18	56.92		
Brookville Trust and Savings Company	566,276 38	31,157 32	364,782 53	86,835 06		422,774 93	74.65		
Canada Trust Company	3,077,073 35	388,440 17	1,401,786 47	14,214 59	38,838 80	1,843,309 03	59.90		
Capital Trust Corporation, Limited	1,897,789 85	407,190 38	1,640,744 15	14,433 41	7,000 00	2,069,387 91	109.94		
Chartered Trust and Executor Company	4,199,993 80	1,107,622 94	2,610,463 99	616,216 89	233,231 00	3,967,536 82	94.46		
Eastern Trust Company	1,398,889 50	285,938 22	807,445 00			1,093,383 22	78.16		
Growth Trust Company	911,224 60	225,687 39	1,683,888 94	525,811 00		2,435,384 33	267.26		
Grey and Bruce Trust and Savings Company	1,359,483 28	307,681 01	1,664,705 16	205,424 14	7,681 20	2,185,191 51	160.46		
Guaranty Trust Company of Canada	1,133,553 60	334,123 95	922,650 25	337,361 75	126,094 99	1,716,630 94	151.45		
Industrial Mortgage and Trust Company	1,201,957 46	189,223 61	1,003,955 82	238,429 65		1,431,609 08	119.73		
National Trust Company, Limited	20,274,508 03	2,357,729 83	8,843,146 05	781,306 36		12,090,182 21	59.63		
Premier Trust Company	1,293,312 55	186,843 03	603,953 29	90,491 71	75,213 49	956,431 52	73.96		
Sterling Trust Corporation	403,913 80	152,336 33	200,185 15	197,469 29	700 00	569,630 77	136.32		
Toronto General Trusts Corporation	6,817,848 14	1,873,622 81	2,203,508 33	1,824,130 82	175,656 75	6,076,918 71	88.74		
Trusts and Guarantee Company, Limited	2,920,001 91	738,443 81	2,227,740 29	231,490 01	5,974 00	2,203,618 11	75.47		
Victoria Trust and Savings Company	1,814,361 60	200,746 29	829,362 36	240,769 22	1,000 00	1,271,877 87	70.10		
Waterloo Trust and Savings Company	7,243,994 44	926,568 34	2,424,097 39	808,426 40	34,667 41	4,193,759 54	57.89		
Totals	93,689,552 32	16,920,934 13	44,349,277 97	7,479,014 53	751,224 26	69,490,450 89	74.24		
Totals previous quarter	84,484,741 03	6,805,446 92	42,327,756 91	7,444,792 97	1,444,106 96	58,022,103 76	68.68		
Totals for same quarter previous year	91,236,130 30	12,370,038 75	41,874,466 63	7,711,420 08	1,653,466 78	63,609,392 24	69.71		

QUARTERLY STATEMENT OF DEPOSITS AND LIQUID SECURITIES ON HAND AND AVAILABLE FOR DEPOSITORS OF LOAN AND TRUST CORPORATIONS AS OF JUNE 30th, 1942

Name of Corporation	Liqud Securities on hand and available for Depositors					Total Available Liquid Securities	Percentage of Total Available Liquid Securities to Deposits
	Total Deposits	Cash on Hand and on Deposit	Demand Loans on Similar Securities				
			Canadian City and Ontario Municipal Debentures	Demand Loans on Similar Securities	Total Available Liquid Securities		
Canada Permanent Mortgage Corporation	\$ 16,007,761 69	\$ 3,649,966 26	\$ 788,106 64	\$ 6,996 00	\$ 9,238,255 00	57 83	
Geoph and Ontario Investment and Savings Society	1,264,224 79	129,665 74	32,061 38	2,471 32	796,735 39	63 02	
Huron and Erie Mortgage Corporation	9,237,153 24	440,152 76	6,357 17		5,463,205 29	58 06	
Lambton Loan and Investment Company	942,653 86	191,554 07	25,033 80		732,111 58	77 67	
Lauded Banking and Loan Company	770,489 42	26,693 58	41,540 66		644,840 35	70 71	
Midland Loan and Investment Company	403,577 99	167,528 78	16,080 00		685,256 58	170 00	
Ontario Loan and Debenture Company	3,382,027 05	174,186 74	146,004 04	165 02	3,847,450 68	113 56	
Toronto Mortgage Company	117,023 68	119,638 68	83,218 75		355,664 00	645 56	
British Mortgage and Trust Corporation of Ontario	2,384,249 98	205,980 55	352,806 57		1,202,304 07	50 42	
Brockville Trust and Savings Company	501,201 13	5,053 12	103,772 12		359,639 51	71 76	
Canada Trust Corporation	2,906,242 81	152,123 07	75,142 38		1,738,494 08	60 16	
Capital Trust Corporation, Limited	1,907,646 77	162,349 87	14,214 39	32,746 35	2,094,449 80	109 79	
Chartered Trust and Executor Company	3,213,983 73	493,762 06	1,345,632 84	537,797 00	3,168,684 03	98 39	
Crown Trust Company	1,181,507 24	100,252 45	593,492 13	4,000 00	893,752 45	75 61	
Eastern Trust Company	691,575 87	39,918 33	789,500 00		1,579,312 09	228 36	
Grey and Bruce Trust and Savings Company	1,337,953 56	237,602 80	1,017,970 88		2,130,062 96	160 69	
Guaranty Trust Company of Canada	962,926 45	116,246 08	357,627 24		1,634,264 18	171 49	
Industrial Mortgage and Trust Company	1,105,941 91	76,789 48	232,081 76		1,406,517 51	120 90	
National Trust Company	18,523,629 73	705,073 46	731,399 49	36,000 00	10,769,317 42	58 14	
Premier Trust Company	423,065 67	138,669 48	697,942 92	49,334 06	976,429 18	72 67	
Stirling Trust Corporation	6,513,113 83	1,338,586 53	240,483 78	941 75	649,115 66	153 50	
Toronto General Trusts Corporation	2,471,411 28	321,500 29	1,691,152 00		3,786,620 10	88 53	
Trusts and Guaranty Company, Limited	1,812,428 88	87,963 73	211,054 91	9,546 30	1,814,440 56	73 42	
Victoria Trust and Savings Company	7,255,339 99	523,911 99	233,697 64	1,500 00	1,230,017 32	68 97	
Waterloo Trust and Savings Company			761,922 90	72,483 31	4,283,108 33	39 20	
Totals	86,687,619 45	9,808,683 01	7,224,950 47	1,498,728 92	63,730,359 02	73 52	
Totals previous quarter	84,340,453 28	6,095,046 68	4,471,804 09	1,354,327 63	61,236,277 61	72 63	
Totals for same quarter previous year	81,869,203 41	4,421,194 06	7,613,793 76	874,552 18	51,065,639 69	66 77	



Quarterly Statements
OF
Guaranteed Investments
AND
Securities Allocated
FILED BY
TRUST COMPANIES

DECEMBER 31st, 1941, and JUNE 30th, 1942

Pursuant to Section 19 (2) of the Loan and Trust Corporations Act.

Sec. 19. (2) Every trust company receiving funds for guaranteed investment as mentioned in subsection 1 of section 16 shall make a sworn return to the Registrar quarterly on the 15th day of January, April, July and October in each year, drawn in accordance with the form prescribed from time to time by the Registrar, showing the amount of such funds, and showing all securities, including loans on securities, and cash, including money on deposit, ear-marked and definitely set aside as provided in subsection 2 of section 17, as the said amounts stood at the end of the last preceding month, and stating that the same were at the date mentioned in such return, so ear-marked and definitely set aside.

QUARTERLY STATEMENT OF FUNDS RECEIVED BY TRUST COMPANIES FOR GUARANTEED INVESTMENT AND SECURITIES ALLOCATED IN RESPECT THEREOF AS OF DECEMBER 31st, 1941

Name of Company	Guaranteed Funds				
	Trust Deposits A	Specific Guaranteed Investments B	General Guaranteed Investments C	Total Funds D	Accrued Interest E
British Mortgage and Trust Corporation of Ontario	\$ 2,369,823 44	\$	\$ 3,348,927 40	\$ 5,718,750 84	\$ 34,463 77
Brockville Trust and Savings Company	566,276 38		277,200 00	843,476 38	3,589 75
Canada Permanent Trust Company	3,077,073 35	700,230 98	306,096 68	1,006,327 66	10,246 92
Canada Trust Company	1,897,789 85	162,000 00	4,212,631 54	7,451,704 89	46,947 71
Capital Trust Corporation, Limited	4,199,903 80	3,472,396 21		5,370,186 06	10,002 00
Chartered Trust and Executor Company	1,398,889 50	870,562 25	105,495 93	5,175,961 98	
Crown Trust Company	911,221 60	67,530 00		1,466,419 50	
Eastern Trust Company	1,359,483 28		5,202,933 37	6,114,157 97	
Grey and Bruce Trust and Savings Company	1,133,583 00		1,931,123 93	3,290,607 21	17,933 90
Guaranty Trust Company of Canada		10,491 09	1,973,011 30	1,806,564 50	6,259 72
Guelpth Trust Company	1,201,957 46	532,400 10	497,610 03	508,101 12	8,343 74
Industrial Mortgage and Trust Company	50,767 98	79,682 13	1,968,577 68	2,551,745 76	30,269 64
London and Western Trusts Company Limited	20,274,508 03	10,000 00	15,877,883 38	15,357,545 51	
Montreal Trust Company		608,585 80	1,720,364 55	22,004,872 58	
National Trust Company, Limited	1,293,312 55		1,450 00	610,005 80	
Northern Trusts Company		361,395 05	1,600,657 40	2,893,969 95	8,877 90
Premier Trust Company	403,913 80		3,587,111 07	3,948,506 12	198 15
Royal Trust Company	6,847,848 14	704,684 68	1,964,869 49	2,368,723 29	21,658 15
Sterling Trusts Corporation	2,920,001 91	2,510,091 75	10,153,003 20	17,705,536 02	85,577 12
Toronto General Trusts Corporation	1,814,361 00		3,526,902 28	8,956,995 94	30,396 34
Trusts and Guarantee Company, Limited	7,243,994 44		5,361,023 27	7,175,384 27	
Victoria Trust and Savings Company			4,049,410 18	11,293,404 62	65,932 83
Waterloo Trust and Savings Company	58,961,682 51	10,090,000 04	68,737,960 83	137,792,643 38	424,110 07
Totals.....	57,103,317 58	10,240,593 74	67,568 320 87	134,912,232 19	408,818 36
Totals previous quarter	53,141,087 78	9,134,968 43	69,838,731 19	132,114,787 40	132,501 44
Totals for same quarter of previous year					

QUARTERLY STATEMENT OF FUNDS RECEIVED BY TRUST COMPANIES FOR GUARANTEED INVESTMENT AND SECURITIES ALLOCATED IN RESPECT THEREOF AS OF DECEMBER 31st, 1941—Continued

Name of Company	Other Authorized Securities Allocated for Guaranteed Investments										Total (Other Authorized Securities)	All Interest Due and Accrued	Securities not Authorized	Grand Total Investments		
	9	10	11	12	13	14	15	16	17	18					19	20
	\$	c.	\$	c.	\$	c.	\$	c.	\$	c.	\$	c.	\$	c.	\$	c.
British Mortgage and Trust Corporation of Ontario.....															5,753,214	61
Brockville Trust and Savings Co.....															847,096	13
Canada Permanent Trust Co.....															1,016,574	58
Canada Trust Company.....															7,498,652	60
Capital Trust Corporation, Ltd.....	44,926	69													5,380,188	06
Chartered Trust and Executor Co.....															5,175,961	98
Crown Trust Company.....															1,466,419	50
Eastern Trust Company.....	834	00													6,114,157	96
Grey & Bruce Trust and Savings Co.....															3,354,030	02
Guaranty Trust Co. of Canada.....															1,812,624	02
Industrial Mortgage and Trust Co.....															519,834	16
London & Western Trusts Co. Ltd.....															3,751,216	29
Montreal Trust Company, Ltd.....															2,700,766	83
National Trust Company, Ltd.....															16,242,545	51
Northern Trusts Company.....															22,004,872	58
Premier Trust Company.....	6,738	04													610,005	80
Royal Trust Company.....															2,902,847	85
Sterling Trusts Corporation.....															3,948,704	27
Toronto General Trusts Corp.....															2,390,381	44
Trusts and Guarantees Co. Ltd.....															17,791,113	14
Victoria Trust and Savings Co.....															8,987,392	28
Waterloo Trust and Savings Co.....															7,175,384	27
Totals.....	52,498	73	39,530	00	3,994,375	92	895,309	65	295,156	57	1,603,624	46	2,851,244	25	663,777	55
Totals previous quarter.....	57,516	64	67,787	33	4,219,694	86	441,836	59	288,863	17	2,361,189	86	2,115,774	07	9,552,862	52
Totals for same quarter of previous year.....	57,518	50	58,959	83	4,217,520	84	700,666	79	318,803	07	2,718,398	78	2,220,855	08	493,867	14
Totals for same quarter of previous year.....															6,858,506	11
Totals for same quarter of previous year.....															142,027,173	49

QUARTERLY STATEMENT OF FUNDS RECEIVED BY TRUST COMPANIES FOR GUARANTEED INVESTMENT AND SECURITIES ALLOCATED IN RESPECT THEREOF AS OF JUNE 30th, 1942

Name of Company	Guaranteed Funds											
	Trust Deposits			Specific Guaranteed Investments			General Guaranteed Investments			Total Funds		Accrued Interest
	A	B	C	B	C	C	D	E				
British Mortgage and Trust Corporation of Ontario.....	\$ 2,384,249 98					\$ 3,264,647 76	\$ 5,748,897 74			\$ 3,844 02		
Brockville Trust and Savings Company.....	501,201 13					275,200 00	776,801 13					
Canada Permanent Trust Company.....	2,906,242 81	650,564 70				293,699 71	9,774,264 41					
Capital Trust Corporation, Limited.....	3,907,646 77	3,431,688 96				4,159,641 51	7,227,884 32					
Chartered Trust and Executor Company.....	3,213,993 73	767,237 25				359,724 90	5,339,335 43					
Crown Trust Company.....	1,181,507 24	50,000 00					4,340,355 88					
Eastern Trust Company.....	691,575 87					4,455,757 83	5,147,333 70			193 99		
Grey and Bruce Trust and Savings Company.....	1,337,953 36					1,997,446 47	3,335,400 03			7,279 34		
Guaranty Trust Company of Canada.....	952,926 45			10,491 09		820,947 26	1,773,873 71			8,223 44		
Industrial Mortgage and Trust Company.....	1,162,941 91					2,302,306 84	3,465,248 75					
London and Western Trusts Company Limited.....	31,324 53	532,400 10				1,976,457 04	2,540,181 67					
Montreal Trust Company.....	18,523,629 73	79,662 13				15,288,549 00	15,368,211 13					
National Trusts Company, Limited.....		10,000 00				1,620,579 36	20,154,209 09					
Northern Trusts Company.....		480,977 65					480,977 65					
Premier Trust Company.....	1,343,469 90	2,000 00				1,507,702 09	2,853,171 99			206 29		
Royal Trust Company.....		356,128 60				3,981,232 13	4,337,360 73					
Sterling Trusts Corporation.....	423,065 67					2,007,044 85	2,430,110 52					
Toronto General Trusts Corporation.....	6,513,113 83	295,331 25				10,245,048 42	17,053,493 50			50,396 34		
Trusts and Guarantee Company, Limited.....	2,471,441 28	2,433,490 60				3,470,321 90	8,375,853 78			6,782 52		
Victoria Trust and Savings Company.....	1,812,428 88					5,282,392 17	7,094,821 05					
Waterloo Trust and Savings Company.....	7,235,339 99					4,035,962 58	11,271,302 57			64,293 39		
Totals.....	54,594,053 26	9,261,972 03				67,929,204 20	131,785,229 49			141,219 33		
Totals previous quarter.....	52,475,129 23	9,546,991 25				68,270,975 50	130,293,095 98			93,911 65		
Totals for same quarter of previous year.....	51,284,206 55	9,166,554 14				65,201,117 25	125,651,877 94			184,470 54		

*Overdrafts. †Credit

QUARTERLY STATEMENT OF FUNDS RECEIVED BY TRUST COMPANIES FOR GUARANTEED INVESTMENT AND SECURITIES ALLOCATED IN RESPECT THEREOF AS OF JUNE 30th, 1942—Continued

Name of Company	Trustee Securities Allocated for Guaranteed Investments							
	1	2	3	4	5	6	7	8
	Cash including money on deposit	Dominion of Canada Provinces of Canada, United Kingdom Bonds and Securities guaranteed by these Governments	Canadian Municipals, Public School Debentures or Securities guaranteed by Ontario Municipalities	Other Trustee Investments including Canadian School Districts and Rural Telephone Debentures	First Mortgages on Real Estate in Canada	Demand Loans on Securities	Total Trustee Investments	Percentage of total Trustee Investments to total Guaranteed Funds
British Mortgage and Trust Corporation of Ontario	\$ 168,044 50	\$ 882,043 06	\$ 116,053 99	\$ 8,854 50	\$ 3,073,479 87	\$ 49,334 06	\$ 4,239,621 42	73.75
Brockville, Trust and Savings Company	*17,406 96	186,506 74	53,185 96		533,871 97		756,157 71	97.39
Canada Permanent Trust Company	32,998 51	82,455 74			828,810 16		944,264 41	100.00
Canada Trust Company	71,527 48	1,342,817 00	194,261 67		5,434,036 19	32,716 35	7,084,213 19	98.01
Capital Trust Corporation, Limited	143,288 31	1,891,565 58			3,273,812 93	5,149 50	5,313,816 32	99.52
Chartered Trust and Executor Company	464,352 10	1,543,632 84	573,480 02		547,620 37	1,092,922 00	4,222,007 33	97.25
Crown Trust Company	36,194 13	554,500 00			246,475 00	4,000 00	841,169 13	68.30
Eastern Trust Company	30,715 38	927,363 01	808,112 15		1,566,515 58		3,332,706 12	64.74
Grey and Bruce Trust and Savings Company	252,972 63	1,612,315 16	222,411 89		995,837 51		3,083,537 19	92.45
Guaranty Trust Company	98,517 85	998,549 25	222,941 16		262,584 48	158,605 00	1,741,197 75	98.17
Guelph Trust Company	70,580 96	59,471 05			374,072 19		504,124 19	101.95
Industrial Mortgage and Trust Company	72,185 58	1,087,596 37	219,329 85		1,734,425 07	151,000 00	3,264,538 77	94.20
London and Western Trusts Company Limited	34,661 39	891,433 60	10,883 30		1,549,335 56		2,506,171 07	98.66
Montreal Trust Company	1,233,311 61	4,313,320 47	144,464 66	19,857 52	856,018 56	4,671,003 11	11,108,118 51	72.21
National Trust Company, Limited	229,378 94	8,969,343 68	744,166 14	62,000 00	7,999,456 37	36,000 00	18,040,345 13	89.51
Northern Trust Company	2,600 13				478,377 52		480,977 65	100.00
Premier Trust Company	91,418 38	697,942 92	91,882 93		1,608,033 96	49,334 06	2,549,390 42	89.35
Royal Trust Company	32,665 91	2,674,645 06	345,379 76	7,900 00	146,201 46	221,528 47	3,428,320 66	79.03
Sterling Trusts Corporation	153,549 13	240,183 78	244,703 80		1,789,776 34		2,428,213 05	99.92
Toronto General Trust Corporation	1,361,230 85	2,262,063 05	1,724,313 84		10,757,281 04	304,184 98	16,409,041 76	96.22
Trusts and Guarantee Company, Limited	203,549 51	1,686,331 62	336,108 30		5,777,921 86	10,616 04	8,014,531 33	95.68
Victoria Trust and Savings Company	84,290 29	920,806 95	232,894 10	36,591 80	5,126,309 93		6,400,993 07	90.22
Waterloo Trust and Savings Company	503,411 20	2,734,640 05	913,304 52	17,931 90	6,454,719 04	32,485 31	10,656,492 02	94.54
Totals	5,247,137 81	36,559,498 88	7,197,877 74	160,913 89	61,414,973 06	6,769,544 82	117,349,946 20	89.04
Totals previous quarter	2,708,720 16	36,413,480 34	7,324,073 95	158,153 06	62,184,493 19	7,452,075 77	116,240,996 47	89.22
Totals for same quarter of previous year	1,452,461 20	30,822,413 32	7,562,700 55	220,429 06	61,856,480 24	4,928,952 43	109,843,436 80	87.42

*Overdrafts.

†Credits.

QUARTERLY STATEMENT OF FUNDS RECEIVED BY TRUST COMPANIES FOR GUARANTEED INVESTMENT AND SECURITIES ALLOCATED IN RESPECT THEREOF AS OF JUNE 30th, 1942—Continued

Name of Company	Other Authorized Securities Allocated for Guaranteed Investments											
	9	10	11	12	13	14	15	16	17	18	19	20
	\$	\$	\$	\$	\$	\$	\$	\$	\$	\$	\$	\$
British Mortgage and Trust Corporation of Ontario									1,509,276 32			5,748,897 74
Brockville Trust and Savings Co.				25,302 51	136,586 75	1,372,689 57			25,302 51	10,727 70		792,187 92
Canada Permanent Trust Co.							34,873 00		34,873 00			944,264 41
Canada Trust Company			31,571 11	17,341 33			35,000 00		128,837 06	108,798 13		7,227,884 32
Capital Trust Corporation, Ltd.	44,924 62		866,199 02	65,255 90		167,300 00	882,532 65		1,814,821 57	13,250 30	88,361 24	5,339,335 43
Chartered Trust and Executor Co.			123,479 83			17,506 00			243,691 41			4,340,955 88
Crown Trust Company						93,111 58	8,580 00		8,580 00	3,023 76		1,110,080 67
Eastern Trust Company		9,600 00								14,758 30		3,330,252 36
Grey and Bruce Trust and Savings Co.											16,625 00	1,781,152 05
Guaranty Trust Co. of Canada									336,260 29	328 53		504,452 72
Guelph Trust Company			59,569 50		7,233 74	269,457 05			202,041 55		9,000 00	3,600,792 06
Industrial Mortgage and Trust Co.			1,319 50			16,968 50	32,243 34	151,510 21	200,423 40	30,537 19		2,717,212 62
London & Western Trusts Co. Ltd.			132,224 87	68,013 53		185 00	206,000 00		2,372,496 92	4,314,132 03		5,653,211 13
Montreal Trust Company			1,634,585 96		169,254 35	362,656 61				1258,632 96		20,154,209 09
National Trust Company												180,577 05
Northwestern Trusts Company			8,815 64	990 99					274,069 06	30,135 51		2,853,594 89
Premier Trust Company	6,742 60							257,519 83		28,119 81	881,126 55	4,337,367 02
Royal Trust Company												2,428,213 05
Sterling Trusts Corporation												17,053,493 30
Toronto General Trusts Corp.			99,976 77		42,034 30	2,276 60	221,061 63		365,349 30	279,102 44		8,426,250 12
Trusts and Guarantee Co., Ltd.			225,000 00				31,328 96		256,328 96	155,389 83		7,101,603 57
Victoria Trust and Savings Co.		25,593 33	318,634 20	12,762 50	29,942 37	288,917 45	17,374 84		683,184 69	17,425 81		11,271,302 57
Waterloo Trust and Savings Co.			460,566 87		210,209 03		17,337 84		688,189 70	173,379 15		
Totals	52,501 22	35,193 33	3,961,963 27	189,666 76	595,346 54	2,406,262 36	1,918,582 05	151,510 21	9,311,025 74	375,207 80	5,309,244 82	132,345,424 56
Totals previous quarter	52,503 29	18,463 33	4,132,121 37	300,986 09	248,464 76	1,290,488 14	3,138,130 96	161,086 29	9,342,244 23	615,270 25	4,974,311 91	131,172,822 86
Totals for same quarter of previous year	57,518 50	46,197 33	4,122,439 29	674,494 70	300,118 67	2,622,595 31	2,106,048 48	11,631 00	9,941,043 28	583,569 68	5,952,529 42	126,320,579 18

*Overdrafts. †Credits.



**LIST OF
LOAN AND TRUST CORPORATIONS**

LIST OF LOAN

Page	Name of Company	Chief Office in Ontario	
3	Canada Permanent Mortgage Corporation	Toronto	1
7	Central Canada Loan and Savings Company	Toronto	2
11	Credit Foncier Franco-Canadien	Toronto	3
15	Guelph and Ontario Investment and Savings Society	Guelph	4
19	Huron and Erie Mortgage Corporation	London	5
23	Lambton Loan and Investment Company	Sarnia	6
27	Landed Banking and Loan Company	Hamilton	7
31	Midland Loan and Savings Company	Port Hope	8
34	Niagara Falls Loan and Savings Company	Niagara Falls	9
37	Ontario Loan and Debenture Company	London	10
51	Peterborough Workingmen's Building and Savings Society	Peterborough	11
57	Provident Investment Company	Toronto	12
41	Real Estate Loan Company of Canada, Limited	Toronto	13
45	Toronto Mortgage Company	Toronto	14
60	Toronto Savings and Loan Company	Peterborough	15

CORPORATIONS

	Manager, Secretary or *Chief Agent †Joint General Managers	President	When Incorporated
1	†Charles S. Robertson	} F. Gordon Osler	1st March, 1855
2	†John A. Rowland, K.C.		
3	W. J. Hastie	G. A. Morrow	7th March, 1884
4	*John Barnett	Comte Cahen-d'Anvers	24th July, 1880
5	J. M. Purcell	J. R. Howitt, K.C.	19th January, 1876
6	M. Aylsworth	T. G. Meredith, K.C.	18th March, 1864
7	†S. A. Hyde	Norman S. Gurd, K.C.	27th March, 1847
8	H. M. Patterson	W. Douglas Wilson	16th December, 1876
9	Walter J. Helm	S. R. Caldwell	5th July, 1872
10	Harry C. Pattinson	U. H. Bowen	1st July, 1936
11	Thomas H. Main	Archibald McPherson	26th September, 1870
12	John R. Corkery	James Lynch	17th January, 1889
13	A. H. Cox	A. H. Cox	3rd November, 1893
14	C. A. Morris	Dr. M. A. MacKenzie	17th September, 1879
15	Walter Gillespie	A. M. M. Kirkpatrick	15th December, 1899
	G. H. Thompson	Herbert C. Cox	15th June, 1885

†† Acting Manager

LIST OF TRUST

Page	Name of Company	Chief Office in Ontario	
65	Bankers' Trust Company	Toronto	1
68	British Mortgage and Trust Corporation of Ontario	Stratford	2
72	Brockville Trust and Savings Company	Brockville	3
76	Canada Permanent Trust Company	Toronto	4
80	Canada Trust Company	London	5
85	Capital Trust Corporation	Ottawa	6
89	Chartered Trust and Executor Company	Toronto	7
94	Crown Trust Company	Toronto	8
98	Eastern Trust Company	Toronto	9
102	Grey and Bruce Trust and Savings Company	Owen Sound	10
106	Guaranty Trust Company of Canada	Windsor	11
110	Guelph Trust Company	Guelph	12
114	Industrial Mortgage and Trust Company	Sarnia	13
119	Lambton Trust Company	Sarnia	14
122	London and Western Trusts Company, Limited	London	15
127	Montreal Trust Company	Toronto	16
132	National Trust Company, Limited	Toronto	17
137	Northern Trusts Company	Toronto	18
141	Premier Trust Company	Toronto	19
146	Prudential Trust Company, Limited	Toronto	20
150	Royal Trust Company	Toronto	21
155	Sterling Trusts Corporation	Toronto	22
160	Toronto General Trusts Corporation	Toronto	23
165	Trusts and Guarantee Company, Limited	Toronto	24
170	Victoria Trust and Savings Company	Lindsay	25
175	Waterloo Trust and Savings Company	Kitchener	26

COMPANIES

	Manager, Secretary or *Chief Agent †Joint General Managers	President	When Incorporated
1	*R. L. Crombie	R. P. Jellett	20th May, 1905
2	W. H. Gregory	Hon. Nelson Monteith	5th October, 1877
3	L. C. Dargavel	J. Gill Gardner	11th May, 1885
4	John A. Rowland, K.C.	F. Gordon Osler	7th March, 1913
5	M. Aylsworth	T. G. Meredith, K.C.	23rd July, 1894
6	E. L. Parent	T. D'Arcy McGee, K.C.	1st April, 1912
7	John J. Gibson	Rolph R. Corson	20th July, 1905
8	Howard A. Eaton	R. W. Steele	9th May, 1909
9	W. M. Thompson	Hon. F. B. McCurdy, P.C.	1893
10	O. E. Manning	C. A. Fleming, F.C.A.	8th April, 1926
11	J. W. Berry	E. Blake Winter	12th June, 1925
12	J. M. Purcell	J. R. Howith, K.C.	26th May, 1917
13	W. R. Paul	John Cowan, K.C.	20th August, 1889
14	†S. A. Hyde	Norman S. Gurd, K.C.	26th April, 1928
15	Thos. F. Walker	Rt. Hon. Arthur Meighen, K.C., P.C.	17th September, 1896
16	*John F. Hobkirk	F. G. Donaldson	21st March, 1889
17	J. M. Macdonnell	J. M. Macdonnell	12th August, 1898
18	*Frank Nelson Boyd	C. S. Riley	1st March, 1902
19	Thos. B. Holmes	Thos. B. Holmes	2nd April, 1913
20	*E. V. Barthe	Henry N. Chauvin, K.C.	19th May, 1909
21	*R. L. Crombie	H. R. Drummond	24th June, 1892
22	Charles Bauckham	Charles Bauckham	19th May, 1911
23	W. G. Watson	A. E. Phipps	1st April, 1899
24	†C. S. Hamilton †H. A. Howard	Arthur F. White	24th February, 1897
25	C. E. Weeks	F. H. Stinson, K.C.	4th September, 1897
26	P. V. Wilson	Ford S. Kumpf	7th April, 1913

† Acting Manager



