

Gov. Doc
Ont
L

Ontario Legislative Assembly

SESSIONAL PAPERS

VOL. LXX — PART IV

SECOND SESSION

OF THE

TWENTIETH LEGISLATURE

OF THE

PROVINCE OF ONTARIO

SESSION 1938

368032 39.
- 15. 6.

TORONTO

Printed and Published by T. E. Bowman, Printer to the King's Most Excellent Majesty
1939

CONTENTS FOR PART IV

REPORTS

DEPARTMENT OF HEALTH
HOSPITALS FOR MENTALLY ILL, ETC.
HOSPITALS AND SANITORIA
PRISONS AND REFORMATORIES
MINISTER OF PUBLIC WELFARE
LIQUOR CONTROL BOARD
MINISTER OF AGRICULTURE
AGRICULTURE (STATISTICS)
T. AND N. O. RAILWAY
ONTARIO MUNICIPAL BOARD
ELECTIONS

DEPARTMENT OF HEALTH

Thirteenth Annual Report

OF THE

Department of Health

Ontario, Canada

FOR THE YEAR

1937.

PRINTED BY ORDER OF
THE LEGISLATIVE ASSEMBLY OF ONTARIO
SESSIONAL PAPER No. 14, 1938



ONTARIO

TORONTO

Printed and Published by T. E. Bowman, Printer to the King's Most Excellent Majesty

1938



TO THE HONOURABLE ALBERT MATTHEWS, LL.D.,

Lieutenant-Governor of the Province of Ontario.

MAY IT PLEASE YOUR HONOUR:

I herewith beg to present for your consideration the Thirteenth Annual Report of the Department of Health, for the year 1937.

Respectfully submitted,

HAROLD J. KIRBY,

Minister of Health.

TO THE HONOURABLE HAROLD J. KIRBY, K.C.,
Minister of Health.

SIR,—I have the honour to submit for your approval the Thirteenth Annual Report of the Department of Health, made in conformity with and under the provisions of The Public Health Act, for the year 1937.

I have the honour to be, Sir,

Your obedient servant,

B. T. MCGHIE,
Deputy Minister of Health.

CONTENTS

	PAGE
RESUME OF THE TRANSACTIONS FOR THE YEAR 1937.....	9
REPORT OF THE SOLICITOR, INCLUDING:.....	10
LEGISLATION PASSED DURING 1937.....	11
REPORT OF THE LIBRARIAN.....	40
REPORT OF THE PREVENTABLE DISEASES BRANCH.....	45
STATEMENT SHOWING PREVALENCE OF COMMUNICABLE DISEASES DURING THE YEAR 1937	52
STATEMENT OF DISTRIBUTION AND COST OF BIOLOGICAL PRODUCTS AND INSULIN.....	53
REPORT OF MATERNAL AND CHILD HYGIENE AND PUBLIC HEALTH NURSING BRANCH....	60
INCLUDING REPORT OF EASTERN COUNTIES' HEALTH UNIT.....	63
REPORT OF TUBERCULOSIS PREVENTION BRANCH.....	81
REPORT OF LABORATORIES BRANCH, INCLUDING:	102
REPORT OF PROVINCIAL PATHOLOGIST.....	117
REPORT FROM BRANCH LABORATORIES AT FORT WILLIAM, KINGSTON, LONDON, NORTH BAY, OTTAWA, PETERBOROUGH, SAULT STE. MARIE.....	125
REPORT OF SANITARY ENGINEERING BRANCH.....	130
REPORT OF NURSE REGISTRATION BRANCH.....	136
REPORT OF HEALTH EDUCATION BRANCH.....	139
REPORT OF DENTAL SERVICES BRANCH.....	149
REPORT OF INDUSTRIAL HYGIENE BRANCH, INCLUDING.....	150
REPORT OF CHIEF SANITARY INSPECTOR.....	152
STATISTICAL REPORT ON CANCER FOR YEAR 1937.....	156
REPORT OF MEDICAL STATISTICS OFFICE.....	165
APPENDIX A.....	171
REPORT UPON THE SUMMER COURSE IN HEALTH EDUCATION FOR TEACHERS IN ELEMENTARY SCHOOLS—A JOINT EFFORT OF THE DEPARTMENT OF HEALTH AND THE DEPARTMENT OF EDUCATION, PROVINCE OF ONTARIO	

DEPARTMENT OF HEALTH

Minister

HONOURABLE HAROLD J. KIRBY, K.C.

Deputy Minister

B. T. MCGHIE, M.D.

Chief Medical Officer of Health

JOHN T. PHAIR, M.B., D.P.H.

Solicitor's Branch

K. G. GRAY, M.D.....Solicitor to the Department

Child Hygiene and Public Health Nursing

John T. Phair, M.B., D.P.H.....Director
Edna L. Moore, Reg. N.....Chief Public Health Nurse

Preventable Diseases Branch

A. L. McKay, B.A., M.B., D.P.H..... Director and Epidemiologist
R. P. Hardman, M.D., D.P.H..... Associate Epidemiologist

Tuberculosis Prevention Branch

G. C. Brink, M.B.....Director
K. M. Shorey, M.B.....Clinical Specialist
G. W. Cragg, M.B.....Clinical Specialist
E. R. Harris, M.B., Physician in Charge, Travelling Chest Clinic.....North Bay
A. A. Powers, M.D., Physician in Charge, Travelling Chest Clinic.....Ottawa
G. G. Brearley, M.D., Physician in Charge, Travelling Chest Clinic.....Belleville
J. W. Smith, M.D., Physician in Charge, Travelling Chest Clinic.....Fort William
G. B. Lane, M.D., Physician in Charge, Travelling Chest Clinic.....Timmins

Sanitary Engineering Branch

A. E. Berry, M.A.Sc., C.E., Ph.D.....Director
A. V. Delaporte, B.A.Sc., Chem.E., F.C.I.C..... Chemist in Charge of Experimental Station
O. V. Ball, B.A.Sc..... Assistant Sanitary Engineer
G. A. H. Burn, B.A.Sc..... Assistant Sanitary Engineer
E. W. Johnston, B.A.Sc..... Assistant Sanitary Engineer
A. T. Byram, B.A.Sc..... Assistant Sanitary Engineer
G. M. Galimbert, B.A.Sc..... Assistant Sanitary Engineer
W. R. Edmonds, M.A.Sc..... Assistant Sanitary Engineer
L. A. Kay, M.A.Sc..... Assistant Sanitary Engineer
J. G. Duncan, B.A.Sc..... Assistant Chemist
H. G. Tyler..... Sanitary Investigator

Laboratories Branch

Andrew MacNabb, B.V.Sc.....Director
A. R. Bonham, B.A.Sc., F.C.I.C..... Chemist
Wallace McClure, M.B., D.P.H..... Bacteriologist
A. D. McClure, B.A..... Bacteriologist
J. E. Bates, B.A., M.B..... Pathologist
J. E. Fasken, B.A.Sc..... Assistant Chemist

Branch Laboratories

A. J. Slack, Ph.C., M.D., D.P.H., Director.....London
James Miller, M.D., F.R.C.S. (Edin.), Director.....Kingston
J. W. Bell, M.B., Director.....Fort William
N. F. W. Graham, M.B., Director.....Sault Ste. Marie
W. M. Wilson, M.D., Director.....North Bay
C. B. Waite, M.B., Director.....Peterborough
F. L. Letts, M.B., D.P.H., Director.....Ottawa

Industrial Hygiene Branch

J. G. Cunningham, B.A., M.B., D.P.H.....Director
A. R. Riddell, B.A., M.B., D.P.H.....Clinical Specialist
F. M. R. Bulmer, M.B., B.Sc., Med.....Special Research
H. E. Rothwell, B.A.Sc., F.C.I.C.....Chemist
C. M. Jephcott, M.A., Ph.D.....Assistant Chemist
L. B. Leppard, M.A., Ph.D.....Physicist
D. McKee.....Chief Sanitary Inspector
J. Richardson, Sanitary Inspector.....North Bay
John Sime, A.R., San. I.....Fort William
R. B. McCauley, Sanitary Inspector.....Sault Ste. Marie
Hugh McIntyre, A.R. San. I.....Kirkland Lake
A. S. O'Hara, M.R. San.I., C.S.I. (C.) A.M.I.S.E.....Kenora
Sydney Harris, Sanitary Inspector.....Geraldton

Nurse Registration Branch

A. M. Munn, Reg. N.....Director
E. R. Dick, Reg.N.....Inspector of Training School for Nurses
E. A. Rothery, Reg.N.....Inspector of Nursing, Provincial Hospitals

Dental Services Branch

W. G. Thompson, D.D.S.....Director

Health Education

Mary Power, B.A.....Director

Medical Statistics

A. Hardisty Sellers, B.A., M.D., D.P.H.....Medical Statistician

Library

Fredrita Henley Wright.....Librarian

Honourary Consultants

Public Health Administration.....J. G. Fitzgerald, M.D., F.R.S.C.
Pediatrics.....Alan Brown, B.A., M.B.
Obstetrics.....William B. Hendry, M.B., D.S.O.
Deantal Services.....Harold Keith Box, D.D.S.
Pathology.....Oskar Klotz, M.B., F.R.S.C.
Public Health Nursing.....Miss Elizabeth Smellie, C.B.E., Reg.N.

ANNUAL REPORT

of the

Department of Health

For the Calendar Year Ending December 31st, 1937

While the annual report of the Department of Health for the calendar year 1937 is, in the main, a consummation of anticipated progress, the unfortunate highlight of the year was the tragic outbreak of Anterior Poliomyelitis which swept through the south-western, central and extreme eastern portions of the province, during the months of August, September and October. Anticipating a probable material increase in the normal incidence rate of this disease, the Department during the early summer did concern itself with possible control measures. The previous experience with this disease in Ontario did not, however, warrant the presumption that the epidemic would reach the proportion which it did. I believe I am justified in saying, however, that once conscious of the widespread nature of the outbreak, the Department, ably supported by the Administration, did everything that special knowledge and administrative ingenuity could devise. Even in a brief statement like this, reference must be made to two of the many items in the list of services rendered by the Department, namely, the consultant service offered the physicians of the affected areas and the attempt to lessen permanent crippling by making gratuitously available, splints, hospitalization of the paralyzed and the professional advice of the orthopaedic surgeons of the province.

The Department's efforts to further lessen the prevalence of tuberculosis were continued. The clinic service was further extended, two additional clinic centres being opened and needed accommodation was made available by additions to five of the existing sanatoria. Substantial grants towards the cost of these additions were made by the Government.

There has been an increased response to the Department's generous offer of financial assistance to the municipalities which are not served by clinics for the treatment of venereal disease. The plan initiated in 1936, whereby the Department reimbursed the municipality to the extent of 50 per cent. of its expenditure in the treatment of those suffering from this disease, has been a manifest stimulus to the smaller centres to supply the necessary treatment for those unable to secure it for themselves.

The activities of the various divisions of the Department follow in detail.

REPORT OF THE SOLICITOR

K. G. GRAY, M.D., *Solicitor to the Department*

Much of the legal work in the Department is in the nature of opinion, either verbal or in writing, relating to some matter within the various divisions of the Department of Health, or to the local boards of health, medical officers, municipal officials, public hospitals and sanatoria. More than 2,000 written requests for legal advice were received and answered during the year.

The admission of patients to Ontario Hospitals brings legal problems as well as medical. The legality of the admission may need consideration. The patient may be charged with, or convicted of, some criminal offence. The collection of maintenance charges becomes, at times, a legal issue.

One application for a writ of *habeas corpus* for the liberation of a patient in an Ontario Hospital was defended: the writ was refused by the Court. A former patient brought an action for wrongful detention against four doctors concerned: this was defended by the Department, and the action was dismissed. Four applications were made to County Court Judges under section 72 of The Mental Hospitals Act. These applications were made for judgments against creditors who refused or neglected to pay maintenance charges owing to Ontario Hospitals. The order was granted to the Department in every case. One defendant appealed to the Court of Appeal, but the appeal was dismissed. The only legal services employed outside the Department, in the foregoing litigation was for some of the applications in country courts.

Legislation passed by the Legislative Assembly in the Session held in the first year of the reign of His Majesty King George VI, affecting statutes administered by the Department of Health, includes the following:

1. *The Public Health Amendment Act, 1937*, c.65.
2. *The Pharmacy Amendment Act, 1937*, c.56.
3. *The Mental Hospitals Act, 1935*, amended by The Statute Law Amendment Act, 1937, c.72, s.36.
4. *The Private Sanitarium Act*, amended by The Statute Law Amendment Act, 1937, c.72, s.45.
5. *The Venereal Disease Prevention Act*, amended by The Statute Law Amendment Act, 1937, c.72, s.68.

The following regulations and amendments to regulations were approved by the Lieutenant-Governor in Council on the recommendation of the Minister of Health.

Regulations under:

The Public Hospitals Act.

The Mental Hospitals Act.

The Embalmers and Funeral Directors Act.

The Sanatoria for Consumptives Act.

The Cemetery Act.

Regulations for the Control of Communicable Diseases.

Regulations for the Control of Tuberculosis.

Regulations for the use of Hydrocyanic Acid or Cyanide Compounds for Fumigation.

An Order-in-Council was passed "For preventing or mitigating an outbreak of anterior poliomyelitis."

By Order-in-Council approved the 17th day of December, 1937, the administration of The Optometry Act was transferred to the Department of Health.

Two lectures were delivered at the Police Training School in November. Weekly lectures were given at the Department of Law, University of Toronto, during November and December. A course in Medical Jurisprudence was given to the fifth year medical students at the University, also during November and December, 1937.

The following papers were written and published:

"Legal Responsibility of a Medical Officer of Health" Canadian Public Health Journal, May, 1937.

"What Constitutes an Indigent Patient" The Canadian Hospital, February, 1937.

"The Mental Examination of Prisoners" The Canadian Bar Review, May, 1937.

Book Review:

"Keeping Your Child Normal" American Journal of Psychiatry, March, 1937.

Copy of an Order-in-Council approved by the Honourable, the Lieutenant-Governor, dated the 31st day of March, A.D., 1937.

Upon the recommendation of the Honourable the Minister of Health, the Committee of Council advise that pursuant to the provisions of *The Public Hospitals Act, 1931, c.78*, the attached regulations for public hospitals be approved by Your Honour.

Certified.

C. F. BULMER,
Clerk, Executive Council.

Regulations under The Public Hospitals Act

REGULATIONS *passed by the Lieutenant-Governor-in-Council upon the recommendation of the Minister of Health, pursuant to The Public Hospitals Act, 1931.*

MANAGEMENT AND OPERATION

BOARD

1. (1) Every hospital shall be governed and managed by a board appointed or elected in accordance with the provisions of the authority whereby the hospital is established.

PRESIDENT OF MEDICAL STAFF

(2) The president of the medical staff of the hospital shall be *ex officio* a member of the Board.

POWERS OF BOARD

(3) The board shall have power to govern, manage and operate the hospital and shall be responsible for the due observance and enforcement of the Act, the regulations, and the by-laws.

SUPERINTENDENT

2. (1) The superintendent of a hospital shall be responsible to the board for the due observance and enforcement of the Act, the regulations, and the by-laws, and he shall be the officer representing the hospital with whom the Minister, the inspector and the other officers of the Department shall ordinarily deal with regard to hospital matters.

POWERS OF SUPERINTENDENT

(2) Subject to the by-laws and directions of the board, the superintendent shall have control over the admission, discharge and accommodation to be furnished to patients.

DUTY TO NOTIFY RELATIVES

(3) Where, in the opinion of the medical practitioner attending a patient, the condition of such patient makes it advisable for the relatives of the patient or any other persons to be present in the hospital, the superintendent shall be responsible for the notification of such relatives or other persons of the patient's condition.

BYLAWS

3. Every board shall pass by-laws for the purpose of carrying out the provisions of the Act and the regulations, and unless the Lieutenant-Governor-in-Council otherwise directs, the by-laws of every board shall provide for,—

- (a) the appointment of and prescribe the functions of the superintendent;
- (b) the appointment of and prescribe the functions of a medical and surgical advisory board and a medical and surgical staff (referred to in these regulations as the "medical staff");
- (c) the appointment of and prescribe the functions of a nursing staff;
- (d) the establishment of an administrative and accounting system; and
- (e) the appointment of an auditor.

INSPECTION

INSPECTOR

4. (1) The inspector shall perform the duties assigned to him by the Minister and Deputy Minister and shall have power with respect to any hospital to,—

- (a) administer and enforce the Act and the regulations;
- (b) inspect and make inquiries regarding the premises, management and operation;
- (c) require that returns, reports, statements and other information relating to the hospital be furnished to him or to the Minister, periodically or otherwise, by the superintendent or any other officer or member of the staff of the hospital;
- (d) collect and compile such information and make such reports, returns and statements as the Minister may require;
- (e) examine and audit books, accounts, records and funds, and, where necessary, remove them into the custody of the Department;
- (f) investigate the financial condition of any person who is an indigent patient and require information with respect to the financial condition of such person to be furnished to him by any person in possession of such information;
- (g) investigate any matter affecting a hospital or hospitals in general and require information with respect to any such matter to be furnished to him by any person in possession of such information.

RETURNS TO BE SENT TO INSPECTOR

5. Every application, report, return, statement or other written communication required to be made or furnished to the Minister, Deputy Minister, inspector or department under the Act or these regulations shall be sent to the Inspector of Hospitals, Department of Health, Parliament Buildings, Toronto.

ESTABLISHMENT—ALTERATION

APPLICATION FOR APPROVAL OF ESTABLISHMENT.

6. (1) Every application for the approval by the Lieutenant-Governor in Council of the creation, establishment, incorporation, operation or use as a hospital of any institution, building or other premises or place shall be in writing and shall be forwarded to the inspector together with such plans, drawings, specifications, particulars and other information as the Minister may require.

ENLARGING OR REMODELING

(2) No hospital shall be altered by enlarging or remodeling unless the Minister has given his approval in writing, and every application therefor shall be made in writing and shall be forwarded to the inspector together with such plans, drawings, specifications, particulars and other information as the Minister may require.

APPLICATION OF 1936, c. 26

(3) Every contract for the construction, remodeling, renewal, repair or demolition of a hospital shall comply with the provisions of *The Government Contracts Hours and Wages Act, 1936*.

FIRE PRECAUTIONS

FIRE CONTROL

7. In every hospital, there shall be a system of fire control and provision for fire extinguishment.

FIRE ALARM SYSTEM

8. Unless exempted by the Minister, every hospital shall be equipped with an electrically or manually operated fire alarm system so installed as to effectively attract the attention of persons in every part of the hospital except those portions which the Minister may exclude from the provisions of this subsection.

INSTRUCTION TO NURSES AND EMPLOYEES

9. The superintendent shall cause the nurses and employees of the hospital to be instructed as to the location and operation of fire-fighting equipment.

INSTRUCTION IN CASE OF ALARM

10. The superintendent of every hospital shall cause all nurses and employees to be regularly instructed and trained in their duties in case of a fire alarm, particularly with respect to the handling of mattresses and stretchers and the removal of patients from the hospital.

STRETCHERS

11. Such stretchers as may be required for the removal of patients from the hospital in case of fire or other emergency shall be kept in convenient locations in the hospital.

EGRESS

12. In every hospital there shall be at least two independent means of egress from every floor and from every separate section of a floor.

EXIT FACILITIES

13. In every hospital all exit facilities and fire escapes shall be of a type suitable for the removal of patients in case of fire and shall be so lighted that they may be used with safety at night.

X-RAY FILMS

14. Nitrocellulose X-ray films shall not be used or stored in the hospital, provided that such quantity of films as may be necessary for current reference may be kept within the hospital in a fire-proof container.

TENTING

15. In every hospital, sheets used for tenting in steaming treatments shall be so treated that they will not burn with a flame.

HOSE

16. Where possible, every hospital shall be equipped with sufficient standpipes and hose to permit of effective fire fighting in any part of the hospital, including the basement, without using hose of a greater length than seventy-five feet, and shall also be equipped with sufficient chemical or other hand-operated fire extinguishers to afford ample protection against an incipient fire in any part of the hospital.

INSPECTION FOR FIRE HAZARD

17. The superintendent shall charge the engineer or some other qualified person with the inspection of the hospital at least once each month and such person shall submit to the superintendent on forms prescribed by the Minister, a written report on conditions pertaining to fire hazard, fire-fighting equipment and facilities and provisions for the removal of patients in case of fire or other emergency, and such reports shall be kept on file by the superintendent for a period of not less than two years.

EQUIPMENT

18. Every hospital shall be furnished and equipped in a manner and to a degree consonant with the character of and the hospitalization service carried on by the hospital.

ISOLATION

COMMUNICABLE DISEASE SUSPECT

19. (1) Every hospital shall provide suitable accommodation for the temporary isolation of patients suspected of suffering from a communicable disease until a proper diagnosis can be made.

ISOLATION OF PATIENT

(2) When a patient is found to be suffering from a communicable disease, immediate steps shall be taken to isolate such patient to prevent the spread of the disease.

COMPLIANCE WITH 7 TO 19

20. Compliance with the provisions of regulations 7 to 19 shall be to the satisfaction of the Minister.

NURSING STAFF

NUMBER OF NURSES

21. Every hospital shall employ a sufficient number of registered nurses so that at least one registered nurse shall be on duty at all times.

PATIENT'S REGISTER

REGISTER

22. Every hospital shall keep a register of patients in the form prescribed by the Minister.

INDEX NUMBER

23. (1) An index number shall be issued to every patient upon his admission to the hospital, such numbers to be issued in numerical order, and all records pertaining to a patient shall be indicated by such number followed by the final two digits of the hospital year for which the number is issued.

COMMENCEMENT OF NUMBERS

(2) The index numbers shall commence with number one at the beginning of each hospital year, provided that a patient remaining in the hospital at the end of the hospital year shall retain the index number assigned to him upon admission.

BABIES

(3) For the purposes of this regulation, a baby born in a hospital shall be deemed to be an admitted patient.

RECORDS AND RETURNS

MEMBERS OF BOARD

24. Every superintendent shall furnish to the Department, not later than the 15th day of October in each year, a statement of the names and addresses of the members of the board and the officers thereof, and shall give written notice to the Minister of any change therein forthwith upon its occurrence.

SYSTEM SUBJECT TO APPROVAL

25. The system and forms of books, accounting and other records shall be subject to the approval of the Minister.

DEATH FROM PREGNANCY

26. The superintendent shall within twenty-four hours of any death occurring in the hospital as a direct or indirect result of pregnancy, forward to the Minister a report of such death on the prescribed form.

STAFF MEETING

MEETING OF MEDICAL STAFF

27. (1) The superintendent of every hospital shall call a meeting of the medical staff within six weeks after the coming into force of these regulations and shall cause written notice of such meeting to be delivered or mailed to every member of such staff.

MEETING

- (2) At such meeting, the members of the medical staff shall by a majority vote,—
- (a) determine a time and place at which a meeting of such staff shall be held each month;
 - (b) elect a president and secretary;
 - (c) determine the time and place of subsequent annual meetings at each of which a president and secretary shall be elected.

REPORT OF THE WORK

28. (1) The secretary shall present at each meeting a report of the professional work done in the hospital since the preceding meeting, and shall keep a record of the proceedings at each meeting.

REGULAR BUSINESS

(2) The regular business of the meeting shall include a discussion of the report submitted by the secretary, and there shall be no abstract discussion of a scientific or medical subject until such business has been determined.

RECOMMENDATIONS

(3) The secretary shall present in writing to the superintendent such report and recommendations as the staff by a majority vote may require to have made to the superintendent or to the board.

FEES

FEE SPLITTING

29. No medical practitioner who is a member of the staff of the hospital shall give to or receive from any practitioner any part of the fees received from a patient unless the division of such fee is clearly indicated on the account rendered the patient.

FEE FOR INDIGENT PATIENT

30. No medical practitioner shall charge any fee for attendance upon any patient for whose treatment the hospital receives any payment from a municipality under section 18 of the Act.

DUTIES IN CASE OF ILLNESS OR ABSENCE

ILLNESS OF STAFF

31. In the event that any member of the medical staff of a hospital is unable through illness, absence or other cause, to perform his hospital duties, he shall immediately notify the chief of the service in which he is engaged, or the president or secretary of the medical staff, who shall notify the superintendent, and such chief of service, president or secretary shall arrange for the appointment of a substitute to take care of public patients.

SUBSTITUTE

32. (1) Any medical practitioner who is in charge of the treatment of any private patient shall, in the event that he is unable to fulfil his duties with respect to such patient, arrange for a substitute practitioner and shall so advise the superintendent.

NOTIFYING RELATIVES

(2) In the event that the superintendent has reason to believe that a medical practitioner is unable by reason of illness, absence or other cause, to fulfil his duties with respect to a private patient, the superintendent shall inform the president or secretary of the medical staff who shall notify the patient or his relatives or his friends.

ADMISSIONS

CONSENT OF SUPERINTENDENT

33. No person shall be admitted as a patient in any hospital without the consent of the superintendent or person acting in his place.

DANGEROUS PATIENT

34. Every medical practitioner who sends any person to a hospital to be admitted as a patient therein shall be responsible for giving such information to the superintendent or person acting in his place as may be necessary to assure the protection of others from any such person who, by reason of any fact, may constitute a danger to other patients.

REV. STAT. c. 264, s. 9

NOTE: Attention is drawn to the provisions of Section 9 of *The Venereal Diseases Prevention Act, R.S.O. 1927, c. 264*:

9. (1) Every person who, publicly or privately, verbally or in writing, directly or indirectly, states or intimates that any other person has been notified or examined or otherwise dealt with under the provisions of this Act, whether such statement or intimation is or is not true, in addition to any other penalty or liability, shall incur a penalty of \$200, and in default of immediate payment shall be imprisoned for a period of not more than three months.

(2) Subsection 1 shall not apply to disclosures made in good faith to a medical officer of health for his information in carrying out the provisions of this Act, nor to any communication or disclosures made to a legally qualified medical practitioner or in the course of consultation for treatment for venereal disease, nor to any communication authorized or required to be made by this Act or the regulations.

ATTENDANCE UPON INDIGENT PATIENT

35. Indigent patients shall be attended by members of the active staff and shall be assigned to the appropriate service or in rotation, if there is no service division.

NON-INDIGENT PATIENT

36. Non-indigent patients who have no attending medical practitioner shall be assigned to members of the active staff on service in rotation, but in the case of any patient requiring special care, assignment shall be at the discretion of the chief of service or, if there be no division into service, at the discretion of the president of the medical staff.

LABORATORY

CLINICAL LABORATORY

37. A clinical laboratory shall be provided in the hospital and special examinations which cannot be made in such laboratory shall be referred to a laboratory approved by the Minister and the reports shall become part of the patient's case record.

TISSUES REMOVED AT OPERATION

38. (1) Any tissues or sections of tissues removed at operation or curettage shall be immediately set aside by the surgeon operating and shall be forwarded by the superintendent with a short history of the case and a statement of the findings at the operation to a laboratory approved by the Minister for examination, provided that any tooth, tonsil, frenum, hemorrhoid, finger, toe, hand, foot, arm or leg removed or amputated shall not be so forwarded unless the surgeon desires a special examination.

PATHOLOGICAL REPORT

(2) The pathological report received from the laboratory shall become part of the patient's case record.

ORDERS FOR TREATMENT

ORDERS TO BE IN WRITING

39. Subject to the provisions of these regulations, all orders for treatment shall be in writing either on the treatment or in the book provided for this purpose and shall be signed by a medical practitioner.

TELEPHONE ORDERS

40. (1) Telephone orders may be dictated to persons designated by the superintendent.

RECORD OF ORDERS

(2) Such orders shall be recorded and signed by the person receiving them, with date, time and the name of the medical practitioner giving the order.

SIGNING ORDERS

(3) Upon the medical practitioner's next attendance at the hospital any such order shall be signed by him or any medical practitioner authorized by him.

CASE RECORDS

MEDICAL HISTORY

41. A medical history, with result of physical examination and provisional diagnosis shall be made in writing within seventy-two hours of the patient's admission to the hospital.

BOARD RESPONSIBLE FOR RECORD

42. The board of every hospital shall be responsible for the preparation of a complete medical record of every patient, including identification, complaint, present history, family history, physical examination, special reports as reports of consultations, laboratory examinations, X-ray, provisional diagnosis, medical or surgical treatment, pathological findings, progress notes, reports of operations and anaesthesia, final diagnosis, condition on discharge and follow-up records, and in the event of death, a copy of the death certificate, and the board shall require the medical staff, medical internes or clinical clerks of the hospital to prepare such records.

REMOVAL OF RECORD

43. (1) No record which is the property of any hospital shall be removed or inspected nor shall information contained therein be disclosed to any person except upon the order of a court of competent jurisdiction or upon the direction of the inspector.

COPY OF RECORD

(2) The superintendent may issue copies of a patient's record or any part thereof to the superintendent of any other hospital, or to the patient's attending medical practitioner upon a written request signed by such medical practitioner and the patient, or in the event of the death of the patient, upon a written request signed by the medical practitioner.

USE OF RECORD FOR TEACHING

(3) Nothing in this section shall be deemed to prevent the inspection and use of any such record by the medical staff of any hospital for academic or teaching purposes.

OPERATIONS

CONSENT FOR OPERATION

44. No surgical operation shall be performed on any patient in a hospital without the consent in writing signed by the patient or his legally qualified representative, provided that where the patient is unable to give consent and where, in the opinion of the surgeon, delay would endanger the patient's life, such consent shall not be necessary.

MATERIAL REQUIRED BEFORE OPERATION

45. A complete history, physical examination and a written pre-operative diagnosis shall be furnished by the operating surgeon or any medical practitioner authorized by him before a patient is submitted to any anaesthetic or surgical operation, provided that where the surgeon is of opinion that the delay occasioned in obtaining such history and examination would be detrimental to the patient, he shall so state in writing and in such event the pre-operative diagnosis shall be furnished in writing and signed by the operating surgeon.

DESCRIPTION OF OPERATION

46. Every operation performed in a hospital shall be fully described in writing by the surgeon or any medical practitioner authorized by him and such written description shall form part of the patient's record.

RECORD OF ANAESTHETIC

47. Every anaesthetist shall furnish a record showing the type of anaesthetic given, amount used, length of anaesthesia and the condition of the patient following the operation.

ABORTION

48. Where a patient is admitted to a hospital in the condition of abortion, or threatening abortion, or where therapeutic abortion is indicated or wherever emptying of the uterus is indicated for whatever reason, two legally qualified medical practitioners shall examine the patient and shall make and sign records of their findings and recommendations before any operative interference is carried out.

OPERATION ON INDIGENT PATIENT

49. Before any major operation is performed on any indigent patient, a member of the surgical staff shall be called into consultation and shall record his opinion in writing and such opinion shall form part of the patient's record.

MATERNITY PATIENTS

PUERPERAL SEPSIS

50. (1) The medical practitioner attending any maternity patient shall report to the chief of the obstetrical service, or if there be no division into service, to the superintendent of the hospital the existence or suspected existence of puerperal sepsis or puerperal fever in any such patient.

ISOLATION

(2) It shall be the duty of the chief of the obstetrical service or, if there be no division into service, it shall be the duty of the superintendent to take such action as will ensure effectual isolation of any such patient.

NURSES

(3) Any nurse having the care or partial care of any such patient shall be excluded from nursing any other obstetrical or surgical patient.

SEPARATE ROOM

(4) Any maternity patient who is admitted to the hospital in labour or just prior to labour and who shows evidence of being infected shall be treated both before and after delivery in a room separated from other patients, and any nurse having the care or partial care of any such patient shall be excluded from nursing any other obstetrical or surgical patient.

INDIGENT PATIENTS

CRITICALLY ILL INDIGENT PATIENT

51. A consultation shall be held by two or more members of the active staff on every indigent patient who is critically ill.

INDIGENT PATIENT CONSULTATION

52. A consultation shall be held by two or more members of the active staff on every indigent patient remaining in the hospital for more than thirty days, and thereafter at least every three weeks during the entire stay of the patient.

POST MORTEM EXAMINATIONS

POST MORTEM REPORT

53. When a post mortem examination has been performed on the body of any patient, an autopsy report signed by the medical practitioner who has performed such examination shall be filed in the patient's record by the superintendent of the hospital.

PROVINCIAL AID

EXCEPTIONS

54. (1) No provincial aid shall be payable for treatment of any patient admitted to a hospital who at the time of admission,—

- (a) was not a resident of Ontario;
- (b) was a ward of the Department of Indian Affairs (Canada);
- (c) was a person for whose maintenance the Department of Pensions and National Health (Canada) is liable;
- (d) was a person for whose maintenance the Workmen's Compensation Board is liable;
- (e) was a person for whose maintenance individual liability is imposed upon under Schedule 2 of *The Workmen's Compensation Act*;
- (f) was a person for whose maintenance an employer of labour is liable under section 119 of *The Public Health Act* and the regulations passed thereunder.

(2) No provincial aid shall be payable for a patient admitted and discharged on the same day.

BABIES

55. Provincial aid payable for treatment of every patient who is a baby of an indigent person, born in a hospital, and whose parent has actually resided in unorganized territory for the period of three months within the five-month period next prior to the birth of such baby shall be at the rate of \$1 per day for every day up to fourteen days after birth that such baby is receiving treatment in the hospital.

PERSON LIABLE TO DEPORTATION

56. Where the inspector, upon investigation, is of the opinion that any patient admitted to a hospital was a person liable to be deported under the immigration laws of Canada, and that no steps were taken by the superintendent of the hospital to inform the Department of Immigration of the admission of such patient, no provincial aid shall be payable for the treatment of such patient.

CONVALESCENT HOSPITALS

INTERPRETATION

57. In these regulations,—

"CONVALESCENT PATIENT"

- (a) "Convalescent patient" shall mean a person recovering from any surgical procedure, from exhaustive illness, from an exacerbation of a chronic debility, or from any infection which results in weakness, emaciation or anaemia, but shall not include patients recovering from any of the acute or chronic communicable diseases, unless it has been shown that such patients are no longer carriers of communicable disease, and shall include—
- (i) patients requiring treatment after surgical procedures;
 - (ii) patients suffering from orthopedic disabilities;
 - (iii) patients suffering from disabilities as the result of cardio-vascular disease;
 - (iv) patients requiring treatment for metabolic diseases; and
 - (v) Patients requiring treatment for chronic non-communicable respiratory diseases;

CONVALESCENT HOSPITAL

- (b) "Convalescent hospital" shall mean any institution, building, or other premises or place for the treatment of convalescent patients which is under the management and control of, or is affiliated with any institution which is an approved hospital under section 4 of *The Public Hospitals Act, 1931*.

ADMISSION OF PATIENTS

58. Unless the Minister otherwise consents in writing, patients shall be admitted to a convalescent hospital from, and only after a period of treatment in, an approved hospital or the out-patient department of such a hospital.

CIRCUMSTANCES WHERE CONVALESCENT HOSPITALS PART OF PUBLIC HOSPITAL

59. For the purpose of these regulations, except in the matter of provincial aid and municipal liability, a convalescent hospital which is under the management and control of a public hospital shall be deemed a part of such public hospital and a convalescent hospital which is not under the management and control of a public hospital, but is affiliated with a public hospital shall be deemed a public hospital.

HOSPITALS FOR INCURABLES

CERTIFICATE FOR INCURABLE PATIENT

60. No Hospital for incurables shall admit as a patient any indigent person, or the dependant of an indigent person for the charges for whose treatment a municipality may be liable, except upon the written certificate of a legally qualified medical practitioner, according to the prescribed form, that such patient is an incurable person requiring treatment in a hospital for incurables.

DISCHARGE OF INCURABLE PATIENT

61. If upon investigation of the condition of any patient admitted to a hospital for incurables, the inspector obtains the advice in writing of a duly qualified medical practitioner, that such patient no longer requires to be treated in the hospital as an incurable person, he may issue a certificate in writing to such effect, and thereupon provincial aid and municipal liability shall cease in respect of any further treatment of such patient as an incurable person, until the inspector cancels the certificate issued by him hereunder.

COMMENCEMENT OF REGULATIONS

62. These regulations shall come into force on the 1st day of April, A.D., 1937, and shall replace all regulations in force on that date under or by virtue of *The Public Hospitals Act, 1931*, and all such regulations shall be revoked as of such date.

Copy of an Order-in-Council approved by The Honourable the Lieutenant-Governor dated the 10th day of December, A.D., 1937.

Upon the recommendation of the Honourable the Minister of Health, the Committee of Council advise that pursuant to the provisions of the *Public Health Act, R.S.O. 1927, chapter 262*, the attached amended regulations for the control of communicable diseases, be approved.

Certified,

C. F. BULMER,
Clerk Executive Council.

REGULATIONS FOR THE CONTROL OF COMMUNICABLE DISEASES

REGULATION 1.—Terms used in these regulations are defined as follows:

Carrier. A carrier is a person, who, without symptoms of a communicable disease, harbors and disseminates the specific micro-organisms.

Contact. A "contact" is any person or animal known to have been sufficiently near to an infected person or animal to have been exposed to transfer of infectious material directly, or by articles freshly soiled with such material.

Disinfection. Disinfection shall mean the destroying of pathogenic micro-organisms by chemical or physical means.

Concurrent Disinfection shall mean the application of disinfection during the illness of the patient.

Terminal Disinfection shall mean the application of disinfection after the termination of the period of isolation, and shall include the personal clothing and immediate physical environment of patient.

Delousing. Delousing shall mean the process by which a person and his personal apparel are treated so that neither the adults nor the eggs of *pediculus corporis* or *pediculus capitis* survive.

Isolation. Isolation shall mean the separation of persons having a communicable disease, or, who are carriers of infecting organisms, from other persons in such a manner as will prevent the direct or indirect conveyance of the disease, or infecting organisms to others.

Quarantine. Quarantine shall mean the restriction to their places of residence of persons who have been exposed to a communicable disease for a period of time equal to the incubation period of the disease to which they have been exposed.

Cleaning. Cleaning shall mean the removal by scrubbing and washing as with hot water, soap and washing soda, or organic matter on which and in which bacteria may find favourable conditions for prolonging life and virulence.

Immune. An immune shall mean a person or animal who is not susceptible to infection with a given communicable disease.

Non-Immunes or Susceptibles. A non-immune or susceptible shall mean a person or animal who is not known to be immune to a given communicable disease by natural or artificial process.

REGULATION 2.—Diseases requiring notification and which must be reported to the Medical Officer of Health or Secretary of the Local Board of Health. Sections 48, 49, 53, 55, 56, 61, *Public Health Act (1927)* shall apply to the following communicable diseases:

1. Actinomycosis
2. Anthrax
3. Ancylostomiasis (Hookworm)
4. Botulism
5. Cerebro-Spinal Meningitis (Meningococcus)
6. Chancroid
7. Chickenpox
8. Cholera (Asiatic)
9. Conjunctivitis (Ophthalmia neonatorum)
10. Diphtheria
11. Dysentery (Amoebic) (Bacillary)
12. Encephalitis (Lethargica)
13. Erysipelas
14. Gonorrhoea
15. Influenza (Epidemic type)
16. Infectious or Epidemic Jaundice
17. German Measles
18. Glanders
19. Leprosy
20. Malaria
21. Malignant Oedema
22. Measles
23. Mumps
24. Paratyphoid Fever
25. Plague
26. Pneumonia (Acute Lobar) (Bronchial)
27. Poliomyelitis
28. Psittacosis
29. Puerperal Septicaemia
30. Rabies
31. Rocky Mountain Spotted Fever
32. Scarlet Fever
33. Septic Sore Throat (Epidemic Type)
34. Smallpox
35. Syphilis
36. Tetanus
37. Trachoma
38. Trichinosis
39. Tuberculosis
40. Tularaemia
41. Typhoid Fever
42. Typhus Fever
43. Undulant Fever
44. Whooping Cough
45. Yellow Fever

REGULATION 3.—Diseases requiring quarantine and placarding, Sections 48 to 72 inclusive and Rule 33 of Schedule B. of *The Public Health Act* shall apply to the following communicable diseases, and the houses where these diseases exist or wherein communicable disease contacts are residing must be placarded.

1. Plague
2. Cholera
3. Cerebro-Spinal Meningitis (Meningococcus)
4. Diphtheria
5. Leprosy
6. Measles.
7. Poliomyelitis
8. Scarlet Fever
9. Smallpox
10. Typhus Fever
11. Whooping Cough
12. Yellow Fever

REGULATION 4.—A quarantine card must give the name of the disease and in every way conform to Rule 33 of Schedule B. of *The Public Health Act (1927)* as follows:

“The Medical Officer of Health within six hours after he has received notice of the existence in any house of any communicable disease or the presence of any communicable disease contacts in respect of which it is duty to do so, shall affix or cause to be affixed near the entrance of such house, in plain view of the public, a card at least twelve inches wide and nine inches long, stating that such premises are under quarantine on account of such disease and the penalty for removal of such card without the permission of the Medical Officer of Health, and no person shall remove such card without his permission.”

For Example:—

12"

9"	<p><i>These Premises Are</i></p> <p>QUARANTINED</p> <p><i>On Account of</i></p> <p>SMALLPOX</p> <p>Any person or persons removing this card without the permission of the Medical Officer of Health shall be liable to a penalty of not less than \$5 or more than \$50 in the discretion of the convicting magistrate, besides costs which may also be inflicted pursuant to the provisions of <i>The Public Health Act.</i></p> <p>By Order of</p> <p style="text-align: right;">.....</p> <p style="text-align: right;">M.O.H.</p>
----	---

The Medical Officer of Health may name upon such card the period of quarantine required.

REGULATION 5.—The Medical Officer of Health of every municipality where a patient is suffering from any of the communicable diseases as set out in Regulation 3 or wherein communicable disease contacts are residing shall forbid any person except the attending physician, health officer, clergyman, nurse, sanitary inspector or in case of death, the undertaker, from going into or leaving the premises without his permission, or the carrying off, or causing to be carried off, any material or article whereby such disease may be conveyed, until after the disease has abated, or quarantine has been lifted, and premises, dwelling, clothing, and other contents have been rendered free from danger, by means of such cleansing and disinfection as the Department of Health may direct, and he shall prescribe the precautions to be taken.

REGULATION 6.—Every doubtful case of communicable disease shall be classed and dealt with as if it were a case of communicable disease until such is disproved.

REGULATION 7.—The Secretary of the local Board of Health must report weekly to the Department of Health all cases and deaths from communicable disease occurring within his municipality upon forms supplied by the Department.

REGULATION 8.—No milk container shall be returned until after the period of quarantine from premises under quarantine which require placard, or from premises in which exists a case or cases of cholera, cerebro-spinal meningitis, diphtheria, leprosy, poliomyelitis, scarlet fever, smallpox, typhoid fever, paratyphoid fever, septic sore throat or dysentery. Before these containers are again put into service they shall be sterilized to the satisfaction of the Medical Officer of Health.

REGULATION 9.—No person from a house in which there is a patient suffering from smallpox, scarlet fever, typhoid fever, paratyphoid fever, septic sore throat, dysentery, asiatic cholera, cerebro-spinal meningitis, leprosy, poliomyelitis or diphtheria shall handle milk, butter or any other dairy product which is to be sold or given for human consumption, or to be delivered to any creamery, butter factory or cheese factory. Milk and dairy products to be distributed from premises in which these communicable diseases exist shall be distributed only under precautions laid down by the Medical Officer of Health.

REGULATION 10.—No typhoid carrier shall engage in the handling of milk, butter, cheese or any other dairy product to be sold for human consumption or delivered to any creamery, butter factory or cheese factory, nor shall he be engaged in the preparation or handling of food which is to be sold or given for human consumption.

REGULATION 11.—In cases of any of the communicable diseases named in Regulation 3, except certain contacts of smallpox and cerebro-spinal meningitis (vide Sections 34 and 5), The Medical Officer of Health may, if he is satisfied of the effectual isolation of the patient or patients, permit those who do not have the direct care of the patient, to leave the premises in order to attend to their regular duties; except when such individuals are employed or in any way engaged in the handling or preparing of food, or are associated with children away from the quarantined house. Such individuals must, if they desire to attend to their regular duties, change their residence in a manner satisfactory to the Medical Officer of Health.

REGULATION 12.—Children, students or teachers in a quarantined house must be excluded from school, college, university or other institution of learning, except when such children, students or teachers change their residence in a manner satisfactory to the Medical Officer of Health. Even after such change of residence they shall not attend such school, college, university or other institution of learning until the period of quarantine for the disease to which they have been exposed has elapsed, excepting as may be provided in specific regulations applicable to certain diseases.

REGULATION 13.—In all communicable diseases where the discharges from the nose and throat or other secretions and excretions of the body are likely to contain the infectious agent of the disease, such discharges must be disposed of as provided for in Regulation 19 (a) (b) (c).

REGULATION 14.—The Medical Officer of Health shall be satisfied that the cleansing and disinfection of any house, building, car, vessel or vehicle or any part thereof and of any articles therein likely to retain infection, are satisfactorily carried out before the quarantine is removed.

REGULATION 15.—No person shall let or hire, cause or permit anyone to occupy premises previously occupied by a person ill of any communicable disease until such premises shall have been cleaned to the satisfaction of the Medical Officer of Health or persons acting under his instructions in accordance with Regulation 21.

REGULATION 16.—Whenever an order or direction of the Medical Officer of Health requiring the disinfection, cleansing or destruction of articles or the cleansing of premises is not complied with, the Medical Officer of Health shall forthwith cause to be placed upon the door of the premises a placard in word and form as follows:

NOTICE

These premises have been occupied by a person affected with.....
 They must not again be occupied until the orders
 for cleansing have been complied with. This notice must not be removed
 under a penalty of \$10.

Place and date.

..... M.D.
 M.O.H.

REGULATION 17.—When any of the communicable diseases named in Regulation 3 exist in any municipality the Department of Health may, with the consent of the Minister, prevent any person or persons from passing to or from such municipality, and may for this purpose prevent the transportation of any person or persons to or from such municipality by means of any boat, vessel, steam, electric or other car, carriage, vehicle or premises. It shall be the duty of the local Board of Health, the Corporation of the Municipality and of every officer thereof to assist in every possible way in carrying out the provisions of this and every Regulation of the Department.

REGULATIONS OF THE DEPARTMENT OF HEALTH IN RESPECT TO BURIALS AND TRANSPORTATION OF THE DEAD

REGULATION 18.—(a) Every physician shall report forthwith to the secretary of the local Board of Health, the death from any communicable disease of any person under his care, within twelve hours thereafter.

(b) The body of anyone who has died of smallpox, scarlet fever, diphtheria, bubonic plague, cholera, epidemic cerebro-spinal meningitis or epidemic anterior poliomyelitis, shall be interred within 24 hours except as hereinafter provided, and in no case shall exposure of the body be allowed or a public funeral held.

(c) The body of any one who has died of smallpox, scarlet fever, diphtheria, bubonic plague, cholera, epidemic cerebro-spinal meningitis or epidemic anterior poliomyelitis shall in no case be transported by railway, boat or other public conveyance, unless such body has been enclosed in an hermetically sealed coffin to the satisfaction of the Medical Officer of Health, whose certificate to this effect shall appear upon the outside of the coffin. The coffin must not subsequently be opened.

(d) The body of anyone who has died of any of the aforesaid diseases shall not be disinterred for any reason except by the order of the Attorney-General, unless for the purpose of transportation or re-interment within Ontario, in which case the precautions named in Regulation 17 (c) must be complied with under the supervision of and with the consent of the Medical Officer of Health.

(e) The body of anyone having died of a disease other than one of those mentioned in Regulation 18 (b) may be received for transportation within the province or beyond it, when enclosed in a sound coffin or casket and enclosed in a strong outside wooden box, provided it will reach its destination within seventy-two hours from the time of death. Where transportation cannot be completed within that period, the body shall not be accepted for transportation unless it has been embalmed by a licensed embalmer, or is enclosed in a sealed metal or metal-lined coffin or casket and enclosed in a strong outside wooden box.

REGULATION 19.—(a) In the case of diseases in which the infectious agents exist in secretions of the nose, throat or ear, these secretions shall be collected on paper or cloths and burned.

(b) In the case of diseases in which the infectious agents exist in discharges from open lesions, these discharges shall be received on dressings which shall be burned.

(c) In the case of diseases in which the infectious agents exist in bowel discharges or urine, such discharges shall be treated with a disinfecting agent and disposed of in a sanitary manner, and to the satisfaction of the Medical Officer of Health.

REGULATION 20.—Whenever concurrent disinfection is required in these regulations, the attendant shall take such measures of disinfection immediately after the discharge of infectious material from the body of an infected person or articles soiled with such discharges as shall be required by the Medical Officer of Health. Such attendant shall immediately following the application of concurrent disinfection wash the hands thoroughly with soap and hot water. One of the recognized chemical disinfectants may be added to the water if desired, or at the discretion of the Medical Officer of Health.

REGULATION 21.—Whenever terminal disinfection is required in these regulations, the personal clothing and articles in the immediate physical environment of the patient shall be rendered free from the possibility of conveying the infection to others. Terminal disinfection shall be applied after the termination of the period of isolation.

When measures other than cleansing are ordered by the Medical Officer of Health, such measures shall be carried out by the householder, or in case of inability on the part of the householder to carry out such measures, by the local Board of Health. The expenses incurred shall be at the expense of the municipality, and shall be paid on the order of the local Board of Health.

EXTRACTS FROM PUBLIC HEALTH ACT (R.S.O. CHAP. 262, 1927).

PROVISIONS AS TO COMMUNICABLE DISEASE

Communicable Diseases—Notice by Householder. SECTION 53.—(1) Whenever any householder knows or has reason to suspect that any person within his family or household, or boarding or lodging with him has any communicable disease, he shall, within twelve hours, give notice thereof to the secretary of the local Board or to the Medical Officer of Health.

How Given. (2) The notice may be given to the secretary or to the Medical Officer of Health at his office, or by letter addressed to either of them and mailed within the time above specified, and the secretary of the local Board shall forthwith transmit to the Medical Officer of Health notice of each case of communicable disease reported to him.

Notice of Communicable Disease to be Included in Weekly Report. (3) Every such notice filed with the Medical Officer of Health shall be transmitted forthwith by him to the secretary of the local Board of Health, and shall be included in the weekly report required to be sent to the Department under Section 22 R.S.O. 1927, c. 262, s. 53.

Who to be Deemed Exposed to Disease. SECTION 54.—(2) Every person in a house when a communicable disease exists therein, and every person who during the period of quarantine enters such house, shall be deemed to be exposed to the disease.

Report by Physician. SECTION 55.—(1) Whenever any legally qualified medical practitioner knows, or has reason to suspect, that any person whom he is called upon to visit is infected with any communicable disease, he shall within twelve hours give notice thereof to the Medical Officer of Health of the municipality in which such diseased person is.

Superintendents of Hospitals, etc. (2) This section shall apply to the medical superintendent or person in charge of any general or other hospital in which there is known to him to be a patient suffering from any communicable disease. R.S.O. 1927, c. 262, s. 55.

Reporting Communicable Disease. Rev. Stat. c. 200. (3) The provisions of subsection 1 shall apply to any person registered and practising as a drugless practitioner under the authority of *The Drugless Practitioners Act 1928, c. 45, s. 2.*

REGULATION 22.—Under authority conferred by *The Public Health Act (R.S.O. Chapter 262, 1927)* the local Board of Health, and in unorganized territory the Provincial Department of Health, shall be charged with the responsibility of the various measures for the control of communicable diseases. The measures as they apply to the below-mentioned diseases shall be as follows:

 ACTINOMYCOSIS

- (1) Placard—no.
 Isolation of patient—yes.
 Quarantine for contacts—no.
 Concurrent disinfection—yes—of all discharges from the site of lesions, Regulations 19 (a) (b) (c).
 Terminal disinfection—thorough cleansing of quarters occupied by patient.

 ANTHRAX

- (2) Placard—no.
 Isolation of patient—yes.
 Quarantine of contacts—no.
 Concurrent disinfection—yes—all discharges from the site of the infection and articles soiled therewith. Regulation 19 (b).

 ANCYLOSTOMIASIS (HOOK WORM)

- (3) Placard—no.
 Isolation of patient—no.
 Quarantine for contacts—no.
 Concurrent disinfection—disposal of all bowel discharges to prevent contamination of soil and water. Regulation 19 (c).
 Terminal disinfection—none.

 BOTULISM

- (4) Placard—no.
 Reporting of cases only.

 CEREBRO-SPINAL MENINGITIS (MENINGOCOCCUS)

- (5) Every definite or doubtful case of this disease must be classed as cerebro-spinal meningitis and dealt with accordingly until a diagnosis is definitely made.
 Placard—yes.
 Isolation of patient—yes—until clinical recovery.
 Quarantine of all contacts for 10 days after last exposure. Breadwinner may be released in keeping with Regulation 11, at discretion of the Medical Officer of Health.
 Concurrent disinfection—burning of all discharges from nose and throat, or articles soiled therewith. Regulation 19 (a).
 Terminal disinfection—at the termination of quarantine the personal clothing, bedding, together with the contents of the room and the room itself, must be thoroughly cleansed under the direction of the Medical Officer of Health.
 No milk container shall be returned from premises quarantined on account of cerebro-spinal meningitis. Regulation 8.

 CHANCROID

- (6) Special Regulations—Venereal Diseases Prevention Act.

 CHICKENPOX

- (7) Placard—no.
 Isolation of patient—yes—until scales have disappeared and all lesions are healed.
 Quarantine for contacts.
 Immunes—no.
 Non-immunes—at discretion of Medical Officer of Health.
 Concurrent disinfection—of articles soiled by discharges from lesions, Regulation 19 (a) (b).
 Terminal disinfection—thorough cleaning of quarters.

 CHOLERA

- (8) Placard—yes.
 Isolation of patient—yes—until clinical recovery and five successive negative stool examinations at 24-hour intervals, and aperients given before first, second, third and fourth examinations and a purge before the final examination.
 Quarantine for contacts—until three successive negative stool examinations have been made at 24-hour intervals.
 Quarantine—breadwinner—yes.
 Teachers—yes.
 School children—yes.
 Concurrent disinfection—prompt and thorough disinfection of vomitus and stools—before removal from room. Food remnants to be burned. Regulation 19 (a) (b) (c).
 Terminal disinfection—Room thoroughly cleaned. No milk container shall be returned from premises under quarantine on account of cholera. Regulation 8.

CONJUNCTIVITIS (OPHTHALMIA NEONATORUM)

(9) Placard—no.

Isolation of patient—yes.

SPECIAL REGULATIONS:

(a) Every physician in attendance upon a lying-in woman shall, immediately following the birth, instill into the eyes of the newly-born child, a sufficient quantity (a few drops) of a 1 per cent solution of nitrate of silver (supplied free by the Department of Health), or of a 40 per cent solution of argyrol.

(b) If within two weeks after the birth of a child, one or both eyes shall become reddened, inflamed, swollen or show any discharge, every physician, midwife, nurse or person in charge of a maternity or other hospital where such child is, and every person in charge of a child shall forthwith report in writing to the Medical Officer of Health the name, age, and address of such child together with the circumstances of the case.

(c) The Medical Officer of Health shall, upon receipt of the report referred to in Regulation (b), and if the child is not under the care of a legally qualified physician, direct the parents or whoever has charge of the child, to immediately place it in charge of a legally qualified physician, or if the parents or person in charge are unable to pay the cost of such attendance, the Medical Officer of Health shall provide the necessary treatment at the cost of the municipality.

DIPHTHERIA

(10) A suspected case of diphtheria must be isolated until diagnosis is confirmed or disproved; a clinical case of diphtheria must be isolated even if the results of the laboratory examination are negative. So-called membranous croup for the purpose of these regulations shall be considered as diphtheria.

Placard—yes.

Isolation of patient—yes—in localities where a bacteriological examination is unobtainable, three weeks; if convalescence is complete and no sore throat, nasal or aural discharges remain. Where bacteriological examination is obtainable, ten days from date of onset of a clinical case, if two successive cultures taken from the site of the lesion with not less than a 12-hour interval are shown to the satisfaction of the Medical Officer of Health to be negative. In the case of chronic carriers a negative virulence test shall be required.

Quarantine of contacts—Immunes, non-immunes, breadwinner, school children, teachers, food handlers—all contacts shall be quarantined seven days, or until a negative culture has been obtained from nose and throat of each. The quarantine of cases of diphtheria in institutions, schools or colleges, where the population is resident shall be governed by both clinical and laboratory examinations. See *Public Health Act—s. 72, ss. 5.*

Concurrent disinfection—yes—all articles which have been in contact with patient and all articles soiled by discharges from patient. Regulation 19 (a).

Terminal disinfection—yes—prompt cleaning of quarters previously occupied by patient.

No milk container shall be returned from premises quarantined on account of diphtheria. Regulation 8.

DYSENTERY (AMOEBIC) (BACILLARY)

(11) Placard—no.

Isolation of patient—yes.

Quarantine of contacts—none.

Concurrent disinfection—Bowel discharges shall be disposed of in accordance with Regulation 19 (c).

Terminal disinfection—thorough cleaning of quarters occupied by patient. No milk container shall be returned from premises in which here exists a case of dysentery. Regulation 8.

 ENCEPHALITIS LETHARGICA

- (12) Placard—no.
 Isolation of patient—yes—until temperature becomes normal.
 Quarantine of contacts—none.
 Concurrent disinfection—discharges of nose and throat to be destroyed. Regulation 19 (a).
 Terminal disinfection—thorough cleaning of patient's quarters.

 ERYSIPELAS

- (13) Placard—no.
 Isolation of patient—yes.
 Quarantine of contacts—none.
 Concurrent disinfection—yes—Regulation 19 (b).
 Terminal disinfection—thorough cleaning.

 GONORRHOEA

- (14) Special Regulations—Venereal Diseases Prevention Act.

 INFLUENZA (EPIDEMIC TYPE)

- (15) Isolation of patient—yes.
 Quarantine of contacts—none.
 Concurrent disinfection—yes—Regulation 19 (a).
 Terminal disinfection—cleaning.

 INFECTIOUS OR EPIDEMIC JAUNDICE

- (16) Placard—no.
 Isolation of patient—yes.
 Quarantine of contacts—none.
 Concurrent disinfection—yes—Regulation 19 (a) (c)
 Terminal disinfection—cleaning.

 GERMAN MEASLES

- (17) Placard—no.
 Isolation of patient—yes—for six days from appearance of rash.
 Quarantine of contacts—none.
 Concurrent disinfection—yes—Regulation 19 (a).
 Terminal disinfection—cleaning.

 GLANDERS

- (18) Placard—no.
 Isolation of patient—yes.
 Quarantine—none.
 Concurrent disinfection—of all discharges. Regulation 19 (a) (b) (c).
 Terminal disinfection—thorough cleaning of quarters occupied by patient.

LEPROSY

- (19) Placard—yes.
Isolation of patient—until clinical recovery.
Quarantine of contacts—none.
Concurrent disinfection—of all discharges and articles soiled by patient. Regulation 19 (a) (b) (c).
Terminal disinfection—through cleaning of living quarters of the patient.
No milk container shall be returned from premises under quarantine on account of leprosy. Regulation 8.
-

MALARIA

- (20) Placard—no.
Isolation of patient—patient should sleep in screened quarters.
Quarantine of contacts—none.
Concurrent disinfection—none.
Terminal disinfection—none.
-

MALIGNANT OEDEMA

- (21) Reportable only.
-

MEASLES

- (22) Placard—yes.
Isolation of patient—yes—until seven days after the appearance of rash.
Quarantine of contacts—exclusion of non-immunes from school (teachers, students or children) until sixteen days from last exposure.
Immunes—no restrictions if satisfactory proof is shown to the Medical Officer of Health of previous attack.
Concurrent disinfection—of all discharges from nose, throat and ear. Regulation 19 (a).
Terminal disinfection—cleaning.
-

MUMPS

- (23) Placard—no.
Isolation of patient—yes—until sixteen days from onset if all swelling has subsided.
Quarantine of contacts—none.
Concurrent disinfection—discharges from nose and throat. Regulation 19 (a).
Terminal disinfection—none.
-

PARATYPHOID FEVER

- (24) Placard—no.
Isolation of patient—yes.
Quarantine of contacts—none, except no one from household in which exists a case of paratyphoid fever shall engage in the production or handling of milk. Regulation 9.
Concurrent disinfection—yes—bowel and urinary discharges. Regulation 19 (c).
Terminal disinfection—thorough cleaning.
No milk container shall be returned from premises in which a case of paratyphoid fever exists. Regulation 8.

 PLAGUE

- (25) Placard—yes.
 Isolation of patient—yes—until clinical recovery.
 Quarantine of contacts—14 days.
 Concurrent disinfection—all discharges and articles soiled by patient. Regulation 19
 (a) (b) (c).
 Terminal disinfection—thorough cleaning of quarters occupied by patient and extermination of vermin.

 PNEUMONIA

- (26) Reportable only.
 Placard—no.
 Isolation of patient—yes.
 Quarantine of contacts—no.
 Concurrent disinfection—all discharges and articles soiled by patient. Regulation 19 (a).
 Terminal disinfection—thorough cleaning of quarters.

 POLIOMYELITIS

- (27) Placard—yes.
 Isolation of patient—yes—until three weeks after onset, provided that patient's temperature is normal.
 Quarantine for contacts—ten days.
 IMMUNES—may be released because of a previous attack if satisfactory proof is shown to the Medical Officer of Health. NON-IMMUNES (school children and teachers) shall be excluded from school.
 No milk container from premises under quarantine on account of poliomyelitis shall be returned to any dairy or milk vendor. Regulation 8.
 No person from a house in which a patient is suffering from poliomyelitis shall handle milk, butter, cheese or any dairy product which is to be sold or given to any party or delivered to any creamery, butter factory or cheese factory. Any of these products may be distributed under precautions laid down by the Medical Officer of Health. Regulation 9.
 Concurrent disinfection—all discharges. Regulation 19 (a) (c).
 Terminal disinfection—thorough cleaning of premises.

 PSITTACOSIS

- (28) Placard—no.
 Isolation of patient—yes—until clinical recovery.
 Quarantine of contacts—none.
 Concurrent disinfection—yes. All sputum and other discharges from patient shall be carefully collected and immediately destroyed or disinfected. Those nursing the disease should wear gloves.
 Removal from the home or destruction of such birds as parrots, parrakeets, love birds and canaries, with thorough disinfection of the room and contents where the birds have been kept.
 Terminal disinfection—yes.

No part of a shipment or cargo of birds, animals or other pet stock received into the province shall be offered, displayed or advertised for sale or sold by any person, firm or corporation without the written consent of the Medical Officer of Health of the municipality in which such person, firm or corporation conducts his or its business.

Such Medical Officer of Health shall have the power and authority to require and enforce the quarantine and isolation of any such shipment or cargo of birds, animals or other pet stock or any part thereof to prevent the spread of infection therefrom, which may be dangerous to the public health, and any and every person, firm or corporation in charge or control

of any shipment or cargo of birds, animals or other pet stock or any part thereof shall at his or its own cost, expense and charge, comply with any or all of such requirements of such Medical Officer of Health as to quarantine, isolation or destruction thereof.

Upon failure of any person, firm or corporation to comply with such requirements, the Medical Officer of Health, at the expense of the municipality, shall seize and take possession of any birds, animals or other pet stock which in his judgment are or are likely to be infected, and shall quarantine and isolate such birds, animals or other pet stock until he can ascertain whether or not any of them are infected and dangerous to public health, and if he finds any of them infected and dangerous to public health, he shall forthwith destroy such infected birds, animals or other pet stock, and the municipality may recover the cost of such quarantine, isolation and destruction from the owner of such birds, animals or other pet stock by action in any court of competent jurisdiction.

PUERPERAL SEPTICAEMIA

(29) Placard—no.

Isolation of patient—yes.

Quarantine of contacts—no.

Concurrent disinfection—burning of lochial discharges. Regulation 19 (c).

Terminal disinfection—thorough cleaning of quarters occupied by patient.

RABIES

(30) Placard—no.

Isolation of patient—yes.

Quarantine of contacts—none.

Concurrent disinfection—discharges from nose and throat of patient and articles soiled by discharges. Regulation 19 (a).

When any animal suspected of having rabies has bitten a human being, the fact should be immediately reported to the Medical Officer of Health, who shall secure, or cause to be secured, such animal alive and without injury, if possible. The animal shall at once be securely chained up or confined to a safe and comfortable place, and a report giving full particulars concerning the action taken sent to the Department of Health. This report shall include the name of the locality in which the biting occurred (city, town, village or township), the date of biting, the name, residence and address of the owner of the animal, the full name of the person bitten, together with the place of residence and the names, addresses and residence of all owners of animals which have been bitten by the animal in question, together with a list and description of the animals bitten and the disposition made of the same. Such suspected rabid animal must be kept under careful observation by the Medical Officer of Health for at least fourteen days. (If after this interval the animal is living and well it is not suffering from rabies.)

ROCKY MOUNTAIN SPOTTED FEVER

(31) Placard—no.

Isolation of patient—yes.

Quarantine—none.

Concurrent disinfection—none—patient to be thoroughly deloused.

Terminal disinfection—cleaning of all premises.

SCARLET FEVER

(32) Placard—yes.

Isolation of patient—yes—until 28 days from appearance of rash, if no sore throat, nasal or aural discharge persist.

Quarantine for contacts—seven days. Non-immunes—seven days from last exposure. Immunes—none.

School children and teachers—if immune, may change residence and continue at school at the discretion of the Medical Officer of Health.

- No milk container from premises quarantined on account of scarlet fever shall be returned during the isolation period. Regulation 8.
- No person from a house quarantined on account of scarlet fever shall handle milk, butter, cheese or any other dairy product, which is to be sold or given away to any party or delivered to any creamery or butter or cheese factory. Any of these products may be distributed under precautions laid down by the Medical Officer of Health. Regulation 9.
- Concurrent disinfection—discharges from the nose and throat of the patient and articles soiled by such discharges. Regulation 19 (a).
- Terminal disinfection—thorough cleaning.

SEPTIC SORE THROAT (EPIDEMIC TYPE)

- (33) Placard—no.
- Isolation of patient—yes.
- Quarantine—none—except as it applies to food handlers. No person from a house in which there is a patient suffering from septic sore throat shall handle milk, butter, cheese or any other dairy product, which is to be sold or given to any party or delivered to any creamery or butter factory or cheese factory. Any of these products may be distributed under precautions laid down by the Medical Officer of Health. Regulation 9.
- No milk container from a household during the existence of a case of septic sore throat shall be returned to any dairy or milk vendor. Regulation 8.
- Concurrent disinfection—all discharges. Regulation 19 (a).
- Terminal disinfection—thorough cleaning.

SMALLPOX

- (34) Placard—yes.
- Isolation of patient—yes—until all scabs have fallen off and lesions healed. Minimum 21 days.
- Quarantine of contacts—16 days. Contacts showing satisfactory proof of successful vaccination against smallpox within seven years, or evidence of satisfactory vaccination at the time, or so-called immune reaction, or satisfactory proof of having had smallpox, shall be released. This regulation shall apply to teachers, school children and breadwinners.
- No milk container from a house quarantined on account of smallpox shall be returned to any dairy or milk vendor. Regulation 8.
- No person from a house in which there is a patient suffering from smallpox shall handle milk, butter, cheese or any dairy product which is to be sold or given to any party or delivered to any creamery, cheese or butter factory. Any of these products may be distributed under precautions laid down by the Medical Officer of Health. Regulation 9.
- Concurrent disinfection—of all discharges. No article to leave surroundings of patient without boiling or equally effective disinfection. Regulation 19 (a) (b) (c).
- Terminal disinfection—thorough cleaning of premises.

SYPHILIS

- (35) Special Regulation —Venereal Diseases Prevention Act.

TETANUS

- (36) Placard—no.
- Isolation of patient—none.
- Quarantine of contact —none.
- Concurrent disinfection—none.
- Terminal disinfection—none.

TRACHOMA

- (37) Placard—no.
Isolation of patient—yes—If a pupil or student, exclusion from school.
Quarantine of contacts—none.
Concurrent disinfection—of discharge and soiled articles. Regulation 19 (b).
Terminal disinfection—none.
-

TRICHINOSIS

- (38) Placard—no.
Isolation of patient—yes.
Quarantine—none.
Concurrent disinfection—sanitary disposal of feces of patient. Regulation 19 (c).
Terminal disinfection—none.
-

TUBERCULOSIS

- (39) Placard—no.
Isolation of patient—no.
Quarantine of contacts—none.
Concurrent disinfection—yes—of all discharges. Regulation 19 (a) (b) (c).
Terminal disinfection—thorough cleaning.
-

REGULATIONS FOR CONTROL OF TUBERCULOSIS

(1) Whenever any legally qualified medical practitioner knows any person whom he is called upon to visit has tuberculous disease, he shall within twenty-four hours give notice thereof on the prescribed form to the Medical Officer of Health or the Secretary of the Board of Health of the municipality in which such diseased person resides.

This section shall apply to the medical superintendent or person in charge of any general or other hospital in which there is known to him to be a patient suffering from tuberculosis.

(2) The Medical Officer of Health shall copy the information received on to the form prescribed for Medical Officers of Health and forward the same to the Provincial Department of Health. The notifications received from the attending physician shall be kept on file either in his office or that of the Secretary of the Board of Health of the municipality.

If the diseased person resides in unorganized territory the attending physician shall notify the Provincial Department of Health direct, using either the form prescribed for the Medical Officers of Health or attending physicians.

(3) In the case of sanatoria for tuberculosis, the medical superintendent shall report monthly to the Provincial Department of Health, on forms to be supplied by the Department, the name, address and diagnosis of each patient admitted or discharged together with the names and addresses of all contacts.

(4) Immediately on receipt of a notice, the Department of Health shall, upon request of the Medical Officer of Health, mail to the address of the patient such instructions for the care and prevention of the disease as may from time to time be authorized by the Department.

(5) The local Board of Health or Medical Officer of Health shall maintain whatever supervision they may deem necessary over the case and, if, in their opinion, the health of others dwelling in the same house or in personal contact with the patient is threatened, they shall order the removal of the patient to a hospital or sanatorium. The Medical Officer of Health shall have power to exclude open cases, considered dangerous to others, from school, occupation or business.

(6) Every such patient shall remain in such hospital or sanatorium until in the opinion of the Medical Officer of Health he may safely be allowed to return to his former place of abode.

(7) In the case of an indigent patient whose removal has been ordered, the expense of such removal to sanatorium or hospital and the cost of maintenance therein of such patient shall be paid by the municipality in which the patient has had his legal residence.

(8) If the patient has no permanent place of residence or his usual place of abode cannot be ascertained the cost of his removal to sanatorium or hospital and maintenance therein shall be paid out of the moneys appropriated by the Legislature for this purpose.

(9) In the case of unorganized districts, these Regulations with respect to tuberculosis shall be enforced and carried out under and by order of the Department of Health, and the cost of removal to sanatorium or hospital and maintenance therein shall be paid out of the money appropriated therefor by the Legislature.

(10) Where, in the opinion of the Medical Officer of Health, any person operating or residing in a boarding-house or rooming-house is dangerous to others by reason of tuberculous disease the Medical Officer of Health shall have power to order such person to discontinue operating or residing in such house.

(11) When a tuberculous patient in sanatorium or hospital is about to be discharged, the Medical Superintendent of the institution shall notify the Medical Officer of Health as well as the attending physician at least one week prior to discharge.

(12) In the case of death, removal or recovery of a person suffering from tuberculosis, it shall be the duty of the Medical Officer of Health to provide that the residence of such patient shall be thoroughly and efficiently cleaned and renovated at the cost of the owner before any person is allowed to occupy such residence.

(13) The Medical Officer of Health may, when he deems necessary, require that any premises occupied by a person suffering from tuberculosis shall be cleaned and disinfected to his satisfaction at the expense of the municipality.

(14) The attending physician, or those in charge of a tuberculous patient, shall at once notify the Medical Officer of Health of any changes in residence; in case such person shall remove to another municipality, the Medical Officer of Health shall notify the Provincial Department of Health. On receipt of such information the Department of Health shall at once notify the Medical Officer of Health of the municipality to which such person has removed.

(15) All information furnished to the Medical Officer of Health or local Board of Health, and the entries made by the Medical Officer of Health, and all subsequent reports furnished with respect to any cases of tuberculosis shall, so far as possible, be treated confidentially. Persons having official knowledge of the case shall not divulge or permit to be divulged any of the particulars to any person except as authorized by the Regulations.

REGULATIONS RESPECTING X-RAY EXAMINATION AND TUBERCULIN TEST FOR NURSES IN SANATORIA AND PUBLIC HOSPITALS

Pursuant to *The Public Health Act, R.S.O. 1927, Ch. 262, Section 6, Clause A.*

(1) These Regulations shall apply to any hospital under the *Public Hospitals Act, 1931*, and to any *Sanatorium* under *The Sanatorium for Consumptives Act, 1931*.

(2) For the purpose of these Regulations any nurse shall be deemed to be employed in any hospital or sanatorium where such nurse is engaged as a nurse on probation, nurse-in-training, or graduate nurse employed by the hospital or sanatorium.

(3) The tuberculin test referred to in these Regulations shall be carried out in a manner approved by the Division of Tuberculosis Prevention, Department of Health.

(4) (a) Every nurse now, or hereafter, employed in any hospital or sanatorium shall receive a tuberculin test within thirty days after entering the employ of such hospital or sanatorium.

(b) Every such nurse who is deemed to have a positive tuberculin reaction shall receive an X-ray examination of the lungs within thirty days after the result of the tuberculin test is determined.

(c) Every such nurse who is deemed to have a negative tuberculin reaction shall receive an additional tuberculin test within one year from the date of the first test, and shall receive an additional test within one year from the date of each such test where the result of the test is negative.

(d) Every nurse referred to in Clause (c) who is deemed on any subsequent test to have a positive tuberculin reaction shall receive an X-ray examination of the lungs within thirty days after the result of such positive reaction is determined.

(5) Every nurse giving a positive tuberculin reaction now or hereafter employed in any hospital or sanatorium shall receive an X-ray examination of the lungs at least once every year so long as she continues in such employment.

(6) No nurse-in-training shall be detailed to care for a patient known or suspected of having tuberculosis until she has received instruction as to the necessary technique to protect herself against infection.

(7) It shall be the duty of the Superintendent, or other person in charge, of every hospital and sanatorium to enforce the provisions of these Regulations.

(8) It shall be the duty of any physician who believes or suspects that any person is suffering from tuberculosis and that such person has been admitted as a patient in a hospital to notify the Superintendent forthwith that such patient is or is believed to be, suffering from tuberculosis.

(9) (a) It shall be the duty of the Superintendent, or other person in charge, of every hospital and sanatorium to keep a record of every tuberculin test and every X-ray examination of the lungs in the case of every nurse employed in such hospital and sanatorium.

(b) These records shall be available for inspection at any time by any officer authorized by the Deputy Minister of Health.

TULARAEMIA

- (40) Placard—no.
 Isolation of patient—no.
 Quarantine—none.
 Concurrent disinfection—Disinfection of discharges from patient. Regulation 19 (b).
 Terminal disinfection—none.

UNDULANT FEVER

- (41) Placard—no.
 Isolation of patient—yes—during period of illness.
 Quarantine of contacts—none.
 Concurrent disinfection—of all discharges (feces, urine) and all articles soiled with discharges. Regulation 19 (c).

TYPHOID FEVER

- (42) Placard—no.
 Isolation of patient—yes.
 Quarantine of contacts—no—with the following exceptions:
 No person from a house in which there is a patient suffering from typhoid, nor any typhoid carriers shall handle milk, butter, cheese or any other dairy product which is to be sold or given to any party or delivered to any creamery or butter factory or cheese factory. Any of these products may be distributed under precautions laid down by the Medical Officer of Health. Regulation 9.

No milk container from a house harboring a case of typhoid or paratyphoid fever shall be returned to any dairy or milk vendor. Regulation 8.

- Concurrent disinfection—sanitary disposal of excreta. Regulation 19 (c).
 Terminal disinfection—yes—thorough cleaning.

 TYPHUS FEVER

- (43) Placard—yes.
 Isolation of patient—yes—42 days.
 Quarantine of contacts, teachers, school children, breadwinner—14 days and complete delousing.
 Concurrent disinfection—none.
 Terminal disinfection—destroying all vermin and vermin's eggs on body of patient (if not already accomplished). Destruction of all vermin and eggs on clothing.
 Rooms to be rendered free of vermin.
-

WHOOPING COUGH

- (44) Placard—yes.
 Isolation of patient—for three weeks after commencement of whoop.
 Quarantine of contacts—fourteen days.
 Immunes—a person immune because of a previous attack may be released without change of residence.
 Breadwinner—no restrictions.
 School children—non-immunes of 12 years of age or over allowed to attend school without change of residence.
 Teachers—no restrictions.
 Concurrent disinfection—discharges of nose and throat of patient shall be destroyed.
 Regulation 19 (a).
 Terminal disinfection—thorough cleaning.
-

YELLOW FEVER

- (45) Placard—yes.
 Isolation of patient—yes—until clinical recovery.
 Quarantine of contacts—six days for school children, teachers, breadwinner.
 Concurrent disinfection—none.
 Terminal disinfection—none.
-

REGULATION 23.—Any person found to be suffering from epidemic conjunctivitis (pink eye), ringworm, scabies, pediculosis capitis, impetigo contagiosa or other communicable diseases of the skin shall so conduct themselves to the satisfaction of the Medical Officer of Health that they do not expose others to the infection.

When a pupil is discovered or suspected to be suffering from epidemic conjunctivitis (pink eye), ringworm, scabies, pediculosis capitis, impetigo contagiosa or other communicable diseases of the skin, such child shall be excluded from attendance at school until clinical recovery therefrom is shown to the satisfaction of the Medical Officer of Health. When a pupil is discovered to be suffering from any of the above mentioned diseases by the school medical officer or the school nurse, report should be made to the principal who shall immediately send the pupil home and notify the Medical Officer of Health. In the absence of a school medical officer or school nurse, the principal shall when suspecting any pupil to be suffering from any of the above mentioned diseases immediately send the pupil home and notify the Medical Officer of Health.

A pupil so excluded shall be required to report to the school nurse or school medical officer, or in the absence of these, to the local Medical Officer of Health, within a period of one week for re-examination, and he shall not be re-admitted until he presents to the principal a certificate in writing signed by the Medical Officer of Health that such attendance may safely be allowed.

Copy of an Order-in-Council, approved by The Honourable the Lieutenant-Governor, dated the 27th day of February, A.D., 1937.

Upon the recommendation of the Honourable the Minister of Health, the Committee of Council advise that pursuant to clause (a) of subsection (2) of section 6 of *The Mental Hospitals Act, 1935*, the following amendment to the regulations under the said Act be approved:

Regulation No. 1 which was approved by Your Honour on the 26th day of June, 1935, as amended by an Order-in-Council approved by Your Honour on the 22nd day of October, 1935, and as amended by an Order-in-Council approved by Your Honour on the 29th day of January, 1936, and as amended by an Order-in-Council approved by Your Honour on the 22nd day of February, 1936, be further amended by adding thereto the following:

"The premises formerly used and described as a gaol farm for women in the village of Concord in the township of York, henceforth to be part of the Ontario Hospital, New Toronto."

so that the regulations as amended shall now read as follows:

The following institutions shall be hospitals and hospital schools established under *The Mental Hospitals Act, 1935*, and shall be subject to the provisions of the said Act and these regulations:

The Ontario Hospital, Brockville,
 The Ontario Hospital, Cobourg,
 The Ontario Hospital, Hamilton,
 The Ontario Hospital, Kingston,
 The Ontario Hospital, London,
 The Ontario Hospital, New Toronto,
 The Ontario Hospital, School, Orillia,
 The Ontario Hospital, Penetanguishene,
 The Ontario Hospital, Woodstock,
 The Ontario Hospital, Whitby,

The premises commonly known as the Industrial Farm at Fort William, henceforth to be known as the Ontario Hospital, Fort William,

The premises formerly used and described as a gaol farm for women in the village of Concord in the township of York, henceforth to be part of the Ontario Hospital, New Toronto.

Certified,

C. F. BULMER,
Clerk, Executive Council.

Copy of an Order-in-Council approved by The Honourable the Lieutenant-Governor dated the 1st day of February, A.D., 1937.

Upon the recommendation of the Honourable the Minister of Health, the Committee of Council advise that the following amendments to the regulations under *The Embalmers' and Funeral Directors' Act*, approved by the Board, be approved by Your Honour:—

(1.) That regulation A. (1) approved by Your Honour on the 15th day of August, 1933, be amended by striking out the word "articled" in the eighth line and the words "who have served at least one year with a licensed funeral director in the Province of Ontario, and" in the ninth, tenth and eleventh lines so that section will now be as follows:

"A course of instruction, consisting of actual instruction in anatomy, sanitary science and the general practice of embalming and funeral directing, shall be established in connection with a University or other organization approved by the Board, or by the Board itself. Those eligible for this course shall be students who shall have passed from the Second to the Third Form in a secondary school of education in this Province, or others who show proof of an equivalent academic standing."

(2.) That regulation C (3) approved by Your Honour on the 15th day of August, 1933, be amended by adding the following words:

"If any person, whose name has been dropped from the Register as an articled student under authority of this sub-section, shall apply to the Board for reinstatement and the Board is satisfied, after full investigation, that the person applying should be reinstated, the Board shall have full power and authority to reinstate such person."

Certified,

C. F. BULMER,
Clerk, Executive Council.

Copy of an Order-in-Council, approved by The Honourable The Lieutenant-Governor, dated the 23rd day of November, A.D., 1937.

Upon the recommendation of the Honourable the Minister of Health, the Committee of Council advise that pursuant to section 4 of *The Sanatoria for Consumptives Act*, the following regulation be approved:

Where the inspector is of the opinion that any patient admitted to a sanatorium was a person liable to be deported under the immigration laws of Canada, and that no steps were taken by the Superintendent to inform the Department of Immigration (Canada) of the admission of such patient, no provincial aid shall be paid for the treatment of such patient.

Certified,

C. F. BULMER,
Clerk, Executive Council.

Copy of an Order-in-Council approved by The Honourable the Administrator of the Government of the Province of Ontario, dated the 27th day of May, A.D., 1937.

Upon the recommendation of the Honourable the Minister of Health, the Committee of Council advise that the regulations for the control of communicable diseases, approved by Your Honour on the 9th day of June, 1931, be amended by adding under the heading "Regulations for Control of Tuberculosis" the following:

6a. Where in the opinion of the Medical Officer of Health, any person operating or residing in a boarding-house or rooming-house is dangerous to others by reason of being infected with tuberculosis, the Medical Officer of Health shall have power to order such person to discontinue operating or residing in such house.

Certified,

C. F. BULMER,
Clerk, Executive Council

Copy of an Order-in-Council, approved by The Honourable the Lieutenant-Governor, dated the 23rd day of November, A.D., 1937.

Upon the recommendation of the Honourable the Minister of Health, the Committee of Council advise that the Regulations for the use of Hydrocyanic Acid or Cyanide Compounds for Fumigation, approved by Your Honour on the 20th day of May, 1936, be amended as follows:

1. Subsection 1 of section 14 is amended by inserting after the first word "person" in line 1 the words "other than a medical officer of health, sanitary inspector, or other inspector appointed to administer *The Public Health Act* or these regulations."
2. By adding to the said regulations the following section:
 - 14a. Any Medical Officer of Health, sanitary inspector, and any inspector appointed to administer *The Public Health Act* or these regulations may enter into and upon any premises for the purpose of making an inquiry and examination with respect to any fumigation which is being performed thereon, or where there is reason to believe that any fumigation is being performed thereon.

Certified,

C. F. BULMER,
Clerk, Executive Council

Copy of an Order-in-Council approved by The Honourable the Lieutenant-Governor, dated the 23rd day of November, A.D., 1937.

Upon the recommendation of the Honourable the Minister of Health, the Committee of Council advise that pursuant to section 8 of *The Cemetery Act*, the following regulation

respecting cemeteries be approved by Your Honour and that the said regulation be made applicable to all cemeteries:

The owner of any cemetery shall not remove, alter or replace any monument, gravestone or other memorial provided or placed in any cemetery by the Last Post Fund Incorporated, unless such owner obtains the consent in writing thereto of the Last Post Fund, provided, however, that this regulation shall not apply to any cemetery which has been closed in the manner provided by sections 33 and 34 of *The Cemetery Act*.

Certified,

C. F. BULMER,
Clerk, Executive Council.

Copy of an Order-in-Council approved by The Honourable the Lieutenant-Governor, dated the 29th day of Sept., A.D., 1937.

Upon the recommendation of the Honourable the Minister of Health, the Committee of Council advise that pursuant to clause (i) of section 6 of *The Public Health Act*, the Department of Health be authorized to supply such medical aid, medicine and other articles and accommodations as the Department may deem necessary for preventing or mitigating an outbreak of anterior poliomyelitis, and without lessening the generality of the foregoing the Department is particularly authorized to establish one or more hospitals in the Province for the treatment of persons suffering or believed to be suffering from anterior poliomyelitis, and to pay all expenses connected with the establishment and maintenance of such hospitals.

Certified,

C. F. BULMER,
Clerk, Executive Council.

•

<p>THE LIBRARY OF THE DEPARTMENT OF HEALTH FREDRITA HENLEY WRIGHT, Librarian</p>

I have the honor to submit the report of the Library for the year ending December 31st, 1937.

The past year has shown a definite increase in appreciation of the services of the Library. Requests for books, journals and bibliographies were considerably in excess of the previous year.

A larger number of books were also added to the Central Library, particularly to the sections on Mental Disease, Psychology and Mental Hygiene. Special attention was paid to these sections in an effort to enhance the library service to the Ontario Hospitals.

ACQUISITIONS

During 1937 the following additions were made:

Central Library

Books purchased.....	98
Journals.....	129 (vols.)
Reports.....	69
Pamphlets.....	1,455
	<hr style="width: 10%; margin-left: auto; margin-right: 0;"/>
Total.....	1,751

The subscriptions to journals for the year were 89, while the library received 12 complimentary subscriptions, a total of 101.

Ontario Hospitals

Books purchased	
Medical.....	198
Fiction	
New.....	318
Library discards.....	609
Books donated.....	645
Journals.....	108
Periodicals	
New.....	161
Unsold.....	480
Newspapers.....	110
	<hr style="width: 10%; margin-left: auto; margin-right: 0;"/>
Total.....	2,629

The medical books purchased for the Ontario Hospitals were all catalogued in the central catalogue of hospital books and cards were also made for the hospital catalogue. These were forwarded with the book, to the hospital.

LOAN SERVICE

There were 2,964 loans made by the Library in comparison with 2,316 for the previous year. Within the immediate department there were 2,413 for 1937 while the number for 1936 was 2,041. For the outside service, including the Ontario Hospitals, there were 551 for 1937 while for 1936 there were 275.

In addition to library loans, a regular monthly service was maintained whereby journals on tuberculosis were circulated to the Clinicians in charge of the Provincial Travelling Chest Clinics at North Bay, Belleville, and Ottawa and to the Tuberculosis Unit at the Ontario Hospital, New Toronto. Medical journals were also circulated to the branch laboratories at North Bay, Fort William, Sault Ste. Marie, Peterborough and Ottawa and the American Journal of Public Health Nursing was sent to the Eastern Ontario Health Unit.

SUMMER COURSE IN HEALTH TEACHING

The Library loaned, for the duration of the course, a number of books and journals to the special library compiled for the use of the teachers enrolled for the Summer Course in Health Teaching. The services of the Library were also requested in developing a system of book and journal circulation among the students. This system of circulation was a considerable improvement over the previous year in the use of the books and journals by the students.

The attendance at the 1937 session was 213 teachers from the schools of the Province.

LIBRARY BULLETIN

Publication of the Library Bulletin continued during the year. This Bulletin consists of a bibliography of articles of interest on all aspects of departmental work appearing each month in the library journals. It also contains a list of monthly accessions to the Library, together with short reviews of new books. The Bulletin is published in two volumes of six months each with an index to each volume. It is distributed to each divisional Director, to the Ontario Hospitals and to all members of the outside service. There were 115 copies mailed each month, being 15 more than the previous year. It is evident from the number of requests for literature received at the Library that this service is appreciated.

SERVICE TO ONTARIO HOSPITALS

During the months of April and May, members of the Library staff visited the following hospitals in which are located training schools for nurses: New Toronto, Orillia, Hamilton, London, Brockville and Kingston, and compiled a catalogue for the use of the student nurses. This necessitated staying at each hospital for a period of from four days to one week. The books were classified and catalogued. Thus, each training school library now possesses a complete catalogue by author, title and subject, for the use of the student nurses.

During the year the Central Library also compiled 20 bibliographies on special subjects, at the request of members of the hospital staffs.

PATIENTS' LIBRARIES

The patients' libraries in the Ontario Hospitals were given special attention during the past year.

The Library purchased a total of 609 discards from private lending libraries and 318 new books for the use of the patients. An arrangement was entered into with a Toronto news agency whereby the hospitals were permitted to buy unsold periodicals at reduced prices. Thus, in addition to the regular periodical subscriptions, the hospitals received a total of 480 copies of unsold periodicals. The Library also receives 50 copies each of two weekly papers donated to the Ontario Hospitals for the use of the patients. The Library re-shipped 5,200 copies of these papers during the year.

Donations from the Public Libraries and from the Boys and Girls House, Toronto, went forward to various Ontario Hospitals during the year.

Owing to the increased use of bibliotherapy as a therapeutic aid in the treatment of mental patients, it was decided, during 1937 to place graduate librarians in several of the Ontario Hospitals in an effort to learn the value of supervised reading among the patients. As a preliminary, the Deputy Minister requested the Central Library to make a survey of the value, condition and functioning of the existing libraries in the hospitals and also to ascertain the wishes of each Superintendent as to whether or not he desired to take part in the experiment. In this connection the library staff visited the following hospitals: Brockville, Cobourg, Hamilton, Kingston, London, New Toronto, Orillia, Penetanguishene, Toronto, Whitby, Woodstock and the Psychiatric Hospital.

Notations were made under the following headings:

1. Number and condition of the books.
2. The location and attractiveness of the library.
3. The method of loan for books, periodicals and newspapers.
4. The effort being made to interest patients in reading.
5. The appreciation of existing library facilities by the patients.

A survey report, under these headings, was made on each hospital singly and submitted to the Deputy Minister. Following the consideration of the survey report, the program was planned and the experiment was begun. A detailed report follows:

AN EXPERIMENT IN BIBLIOTHERAPY IN THE ONTARIO HOSPITALS

At the request of the Deputy Minister, the Library, from June 15th to September 15th, 1937, undertook an experiment to determine the value of the service of Librarians in the Ontario Hospitals. This experiment was under the direction of Dr. R. C. Montgomery, Director, Hospitals Division, and Dr. J. E. Sharpe, Inspector of Hospitals.

Although most of the hospitals wished to co-operate, the experiment was limited to six, which number was finally determined by the number of applicants available for the service.

The Library School of the University of Toronto was approached with a request for the application of librarians who would be interested in entering hospitals as librarian internes for a period of from two and one-half to three

months. They were to receive transportation, room and board but no salary. In response to this appeal the Library received applications from twelve graduate librarians. These applicants were all interviewed. Before any could be placed, six withdrew, making six only available. These were placed at: Brockville, Hamilton, Kingston, London, Orillia, Woodstock.

After the first month the librarians were extended the salary of junior internes, i.e., \$10.00 per month.

Before leaving Toronto the nature of the work was explained to each librarian interne individually, emphasis being placed upon the necessity of consulting the Superintendent in all matters of procedure and being guided by his suggestions.

A general outline of procedure was typed and given to each. It consisted of:

1. Check all books and discard old and unsuitable reading.
2. Classify the books according to type of reading.
3. Make author and title catalogue.
4. Supervise books circulated to cottages and wards.
5. Receive and check off periodicals and newspapers and then forward to the wards.
6. Make a personal selection of any new books purchased locally.
7. Try to stimulate reading among those who are not now taking any interest in books, by means of posters, book talks, by reading to special groups or by any other means approved by the Superintendent.
8. Contact service clubs or groups in the locality for donations of books and magazines.
9. Encourage the patients to make their own selection of books.
10. Utilize the services of any patients who could help in the work of the library.

The books were sorted; those beyond repair were scrapped or sent to the wards where there was a possibility of their being destroyed, while those only partly broken were repaired and replaced on the shelf. These were augmented by purchases of new books or of discards from private lending libraries.

The catalogue consisted of author and title cards only, except for special books. For the latter, subject cards were also made. Classification identification was simplified as much as possible. It consisted of "B" for Biography, "T" for Travel, "H" for History, while Fiction was left blank and placed on the shelf alphabetically by author. This simple arrangement was thought best to enable the patient to make his own selection.

Magazines were distributed in various ways. In some hospitals they were sent directly to the wards, each ward being served in rotation; in other hospitals they were circulated in the same manner as books. Magazine racks were placed in two of the libraries. These held the last issue of the magazine while the preceding number was either sent to the wards or held for circulation on request.

Patients visited the library whenever possible, while carefully chosen books were taken to the wards and ward patients permitted to choose the book they desired. Book selection was also aided by placing lists of books

on each ward. One hospital in addition to magazine racks in the library, has also placed small racks on the tables in the day rooms where patients may make an exchange of books in the interval between the librarian's visits.

The card system for keeping track of the books was used on the wards as well as in the library. This was a considerable improvement over the system of simply keeping a notation of the number of books sent to a ward.

Reading was stimulated by means of posters and book talks. Scrap books were made for patients who did not read and, at one hospital, reviews of the newer books were typed and placed inside the front cover.

At the Orillia Hospital, where the population is composed of subnormal children, reading hours were conducted with special groups of children. In every case a very keen interest was evidenced by the groups as a whole, and in many cases an intelligent retelling of the story by a number of the children resulted.

While this experiment has been somewhat handicapped as patients, during the summer, are not quite as interested in reading as in outdoor recreation, still it is felt that the patients in the Ontario Hospitals have definitely responded to supervised library administration.

There have been 645 books donated and 1015 books purchased including 17 books in the French language, while the increase in circulation over the same period in 1936 has been 683.

Each interne librarian showed a keen interest and a comprehensive handling of the work.

Of the six participating Superintendents, five have expressed a wish for the continuance of the service. In the case of the sixth, the hospital Superintendent stated that the lack of space prevented his making a request for the immediate appointment of a permanent librarian.

From the evaluation of the experiment given by the Superintendents, it is indicated that Bibliotherapy has a definite value as a therapeutic aid in the treatment of mental disease. It is hoped that it will be possible, at an early date, to have a librarian in charge of the patients' reading, on the permanent staff in each of the Ontario Hospitals.

CONCLUSION

In conclusion I beg to report that, in addition to the above activities, there was the general library procedure of cataloguing and reference work, which is daily increasing.

Thanks are extended to Miss Winnifred G. Barnstead, Director, Library School, University of Toronto, for her assistance in selecting applicants for the experiment in Bibliotherapy.

DIVISION OF PREVENTABLE DISEASES

A. L. MCKAY, B.A., M.B., D.P.H., Director

A total of 75,644 cases of communicable disease was reported to the Department from local boards of health during 1937. The previous year had shown a total of 108,842, the reduction being largely in german measles, measles, mumps, scarlet fever and whooping cough. The outstanding occurrence during the year in the field of communicable diseases was the epidemic of poliomyelitis which assumed proportions never before experienced in the Province. The account of this outbreak will appear later in the report.

The regulations for the control of communicable diseases having last been revised in 1931 it was decided to again bring them under consideration in the light of more recent advances in epidemiology. After due consideration certain changes were made in respect to german measles, mumps, psittacosis, tuberculosis and cerebro-spinal meningitis and the regulations passed by order-in-council on December 10th, 1937. A copy of the revised regulations was mailed to each medical officer of health calling their attention to these changes.

Typhoid and Paratyphoid Fevers

Typhoid fever had fewer cases (241) than the previous year, but there was an increase in the number of cases of paratyphoid (80) over the previous year. This latter was occasioned by two outbreaks, both milk-borne, one during July and the other in October. Another outbreak of paratyphoid fever of seven cases was traced to a carrier who was found to be operating a tourist house and whom had suffered an attack two years previously. In the investigation of sporadic cases of typhoid fever it was found, in many instances, that there was association with persons who were found to be typhoid carriers. During the year 16 carriers were so identified and notification was sent to the medical officer of health and detailed instructions given as to the carrier's course of conduct for the protection of the public and those associating with them. For each month typhoid was below the average of the preceding five years. This was especially noticeable in the month of September when 43 cases were reported as compared to the average of 92 for the previous five years.

Smallpox

For the second year no cases of this disease have been reported in the Province. Smallpox vaccination has been carried out in few municipalities only and the absence of the disease from the Province is one of chance rather than one of protection.

Scarlet Fever

Although there were fewer cases reported than during the previous year, except for five months the incidence was above the normal for the preceding five years. There has been an increasing number of municipalities availing themselves of the active means of immunization by the Dick Test and scarlet fever toxin. With 5,581 cases reported and 50 deaths the case fatality rate is 0.9.

Measles

There was a marked reduction in the number of reported cases of measles over the experience of the two previous years, 15,809 cases being reported, being a reduction of 40% over the previous year. There were 29 deaths.

Whooping Cough

Except for two months the incidence of whooping cough was below the endemic index for the previous five years, 5,040 cases were reported as compared to 7,890 for the previous year with 102 deaths. Continued use has been made of vaccine manufactured in the laboratory of the Department in which freshly isolated strains are used with apparently good results.

Undulant Fever

This disease continues to be present notwithstanding the fact that it is definitely known that it could be practically eliminated by proper pasteurization of the milk supplies. One hundred and four cases were reported during the year and investigation revealed that a high percentage apparently resulted from the use of raw milk obtained from herds in which contagious abortion was found to exist. The eradication of Bang's disease amongst cattle is one of such proportion and economic significance that for the present the solution of the problem lies with widespread pasteurization.

Diphtheria

For the first time in some years the incidence of this disease showed an increase over the previous years' experience. There were 506 cases reported as compared to 290 in 1936. As reported in 1936 there has been a falling off in the number of children immunized during 1935 and this continued during 1936 and 1937. Some municipalities who had formerly given this service in the schools and elsewhere have discontinued and as a result diphtheria once again made its appearance.

In the unorganized districts adjacent to Red Cross outpost Hospitals arrangements were completed whereby with the assistance of the nurses at these outposts and physicians residing near the area diphtheria immunization and smallpox vaccination were offered free of charge at the expense of the Department.

The following figures represent the amount of work done under this scheme:

Number receiving 3 doses diphtheria toxoid and vaccination	1,090
Number receiving 2 doses diphtheria toxoid and vaccination.....	63
Number receiving 1 dose diphtheria toxoid and vaccination.....	30
Number receiving vaccination only.....	337
Number receiving 3 doses diphtheria toxoid	1,041
Number receiving 2 doses diphtheria toxoid.....	56
Number receiving 1 dose diphtheria toxoid	62
Total.....	<u>2,679</u>

It is planned to extend this work to other areas in the future.

Cerebro-Spinal Meningitis

A slight increase in the number of reported cases occurred during the year, January, February, June and September being the months showing increase

over the endemic index. No outbreak of the disease developed, most cases being reported from widely separated points in the Province. There were 16 deaths.

Poliomyelitis

After two years in which the incidence of the disease had remained comparatively low, 1937 saw an epidemic in the Province such as had never previously been experienced, a total of 2,544 cases with 109 deaths was reported. Starting in the last two weeks of July the number of cases rose rapidly until the peak was reached during the first week in September, and then gradually fell until November. Supplies of convalescent serum were on hand for the early part of the outbreak but it soon became apparent that this stock would not meet the needs and a general appeal through the daily press and with the co-operation of health officers resulted in a large number of donors offering their services and adequate supplies of serum being on hand at all times. Departmental consultants were placed in sixteen areas of the Province and assisted materially in the early diagnosis and recommendations with respect to treatment, isolation and quarantine. For those who were paralyzed as a result of the disease the Department supplied three weeks hospitalization and the provision of the necessary frames and splints for proper orthopedic care. Respirators were purchased by the Department and placed at strategic hospital centres for those cases requiring this form of therapy. A detailed epidemiological study of the epidemic is now being carried out which will be published at a later date.

Dysentery

A survey was made in the resort areas of the Lake of Bays and part of Muskoka districts with respect to outbreaks of so-called dysentery which had been reported in the past. An epidemiologist and sanitary engineer from the Department visited this area early in the summer taking numerous water and milk samples and making a sanitary survey of the hotels and tourist houses with respect to general sanitation, sewage disposal, handling and preparing of foods, ice supplies, etc. One small outbreak occurred in one of the hotels but it was impossible to definitely trace the source of infection or to actually determine if the outbreak was bacillary in character. The information gathered, however, will serve as a basis on which further studies may be made.

VENEREAL DISEASE CONTROL

With the opening of the clinic in the Toronto East General Hospital on July 1st, 1937, there are now nineteen clinics being operated for the treatment of venereal diseases in the Province. These clinics are situated as follows:—Toronto (6), Hamilton, St. Catharines, Brantford, Kitchener, London, Windsor, Owen Sound, Sault Ste. Marie, Fort William, Peterborough, Kingston, Ottawa and Sudbury.

For assistance to municipalities who are not served by these clinics the Division has continued to reimburse them for expenditures made in venereal disease control for fifty per cent of fees at a set schedule. In the case of unorganized territory the whole cost has been borne by the Division. The expenditure in this regard for the year was \$6,419.33.

The following is a summary of the work carried out in the nineteen Venereal Disease Clinics for the year:—

1. Number examined and found positive.....		3,834	
2. Number carried over from previous year.....		6,708	
3. Number of new cases (never previously treated in clinic).....		2,501	
4. Number of cases readmitted.....		764	
5. Number of previously treated patients.....		569	
6. Number of cases treated.....		10,542	
7. Number of treatments.....		147,154	
8. Number of contacts and sources examined.....		1,112	
9. Number of visits made by nurses.....		5,553	
Number of cases treated (Total).....			10,542
New Cases (never previously treated in clinic).....			2,501
	Male	Female	
Syphilis.....	443	314	
Gonorrhoea.....	1,271	419	
D. I.....	25	29	
Number of cases re-admitted.....			764
	Male	Female	
Syphilis.....	235	123	
Gonorrhoea.....	290	48	
Double Infection.....	44	24	
Number of patients previously treated.....			569
	Male	Female	
Syphilis.....	219	124	
Gonorrhoea.....	160	57	
Double Infection.....	1	8	
Number of new cases Syphilis classified.....			1,152
	Male	Female	
Primary.....	142	31	
Secondary.....	86	82	
Tertiary.....	447	364	
New cases of Gonorrhoea.....			1,992
	Male	Female	
1. Under 1 month.....	1,183	206	
2. Under 2 months.....	122	145	
3. Over 2 months.....	172	164	
Number of paid treatments classified.....			147,138
	Male	Female	
Syphilis.....	46,802	32,289	
Gonorrhoea.....	56,728	11,319	
Number of Contacts and Sources examined.....			1,112
Positive for Syphilis.....		123	
Positive for Gonorrhoea.....		124	
Number of children treatments.....			6,319
	Male	Female	
Syphilis.....	2,766	2,463	
Gonorrhoea.....	36	1,054	
Number discharged from clinics.....			4,152
Number discharged apparently cured.....			1,848
	Male	Female	
Syphilis.....	356	217	
Gonorrhoea.....	903	304	
Double Infection.....	45	23	

Number transferred.....			856
	Male	Female	
Syphilis.....	310	204	
Gonorrhoea.....	219	87	
Double Infection.....	15	21	
Number discharged without permission.....			1,448
	Male	Female	
Syphilis.....	466	247	
Gonorrhoea.....	555	121	
Double Infection.....	36	23	
Social Histories taken in clinics.....			3,354
Cases referred by: Doctors, 656; self, 1,261; friends, 101; hospitals, 440; other clinics, 265; social agency, 85; Department of Health, 154; jails, 28; re-admissions, 355; police, 8; posters, 1.			
Number of cases referred to M. O. H.....			971
Source.....	155		
Contact.....	137		
Non-attendance.....	679		
Number of cases placed under V. D. Act.....			133
Number of cases prosecuted under V. D. Act.....			36
Analysis by Age Groups of New Admissions.....			3,109
	Male	Female	
Under 16 years.....	18	44	
16-19 years.....	170	157	
20-29 years.....	974	440	
30-39 years.....	509	176	
Over 40 years.....	458	163	
Number of visits of Social Service Nurses.....			5,553
Number of patients treated in hospitals where clinics are situated.....			837
	Male	Female	
Syphilis.....	131	144	
Gonorrhoea.....	313	239	
Double Infection.....	1	9	
Number of days in hospital.....			10,234
	Male	Female	
Syphilis.....	1,676	1,701	
Gonorrhoea.....	3,792	3,065	
Laboratory Examinations.....			30,246
	Positive	Negative	
Syphilis:			
Blood.....	5,651	8,412	
Cerebro Spinal fluid.....	93	377	
Darkfield.....	39	77	
Gonorrhoea:			
Diagnosis.....	2,328	5,662	
Prognosis.....	2,510	5,087	

Treatment for Syphilis:

Diarsenol.....	2,633
Novarsan.....	14,551
Mapharsen.....	11,261
Tryparsamide.....	1,270
Other arsenicals.....	4,923
Mercury.....	4,748
Bismuth.....	38,508
Medicines.....	7,066
Other and advice.....	3,605

Treatment for Gonorrhoea:

Irrigations.....	47,589
Douche.....	1,255
Injections.....	8,055
Prostatic Massage.....	9,798
Instrumentation.....	1,480
Sulphanalimide.....	4,494
Deep Instillation.....	1,755
Topical Application.....	11,429
Vaccine.....	2,167
Examinations.....	5,311
Medicines.....	1,338
Total.....	183,236

Drugs for the free treatment of venereal disease were distributed as follows:

	Ampoules	Grams
Diarsenol.....	354	418.4
Novarsan.....	35,896	18,414.71
Mapharsen.....	9,291	502.44
Bismuth Oxychloride.....	33,130	142,412. grs.
Mercury Salicylate.....	5,190	10,614. grs.
Sodium Hydroxide.....		314. ounces
Distilled Water.....		51,292. ounces

During the year encouraging reports having been made in the literature in the use of sulphanilamide for the treatment of gonorrhoea it was decided to place this drug in five of the clinics in order that a thorough clinical trial could be given this newer form of therapy. Although complete results have not as yet been received from all of these clinics it would appear that for a certain percentage of cases this drug had resulted in cure of the infection without development of complications. In most instances local irrigations were discontinued which will account in part at least for the reduction in number of treatments given.

Approximately the same number as the previous year were under treatment in the clinics, e.g. 10,542; of these 6,708 were carried over from the previous year and 3,834 were new patients admitted to the clinics after being examined and found to be suffering from either syphilis or gonorrhoea or both; of these 2,501 were in cases who had never been previously treated in the clinic and 764 were re-admitted patients and 569 those who had received some previous treatment for their condition. The number discharged from the clinics as apparently cured was 1,848 of whom 573 had suffered from syphilis and 1,207 from gonorrhoea. Sixty-eight had suffered from both infections. The number of patients who were lost from the clinics continues at the disquieting figure of 1,448. A great many of these patients discontinued treatment on account of obtaining work in other municipalities.

Drugs for treatment in clinics and to physicians treating those patients who are unable to pay were supplied in the amounts indicated. Diarsenol (606) has almost completely been superseded by Novarsan. Mapharsen continued to be supplied to the clinics only.

Correspondence has been carried out for follow-up through the medical officers of health of contacts, sources of infection and removals from one municipality to another as follows:—

Total number of patients and contacts followed up..... 647

Receiving treatment or found to be negative..... 324

Lost—including no reply from M. O. H..... 153

Sources of Infection:

Positive.....	18
Negative.....	8
Lost.....	22
Total.....	<u>48</u>

Number of contacts of neurosyphilitic patients in Ontario Mental Hospitals:

Negative.....	86
Positive.....	10
Lost.....	26
Total.....	<u>122</u>

Number carried over to 1938..... 76

This follow-up system required the sending of 2,343 letters to medical officers of health and others.

STATEMENT OF COMMUNICABLE DISEASES IN 1937

1937	Smallpox		Scarlet Fever		Diphtheria		Measles		Whooping Cough		Typhoid Fever		Tuberculosis		Polio-myelitis		Cerebro Spinal Meningitis		Influenza		Pneumonia		Syphilis		Gonorrhoea		Chickenpox		Encephalitis		German Measles		Mumps		Septic Sore Throat		Ludulant Fever		Dysentery		Erysipelas		Paratyphoid Fever	
	Cases	Deaths	Cases	Deaths	Cases	Deaths	Cases	Deaths	Cases	Deaths	Cases	Deaths	Cases	Deaths	Cases	Deaths	Cases	Deaths	Cases	Deaths	Cases	Deaths	Cases	Deaths	Cases	Deaths	Cases	Deaths	Cases	Deaths	Cases	Deaths	Cases	Deaths	Cases	Deaths	Cases	Deaths	Cases	Deaths				
January.....	0	0	804	0	85	5	1,434	1	599	1	8	0	236	48	4	2	3	1,375	27	156	333	237	1	308	1	2,207	0	1	0	127	0	1,327	0	54	1	6	0	12	1	15	2	0	0	
February.....	0	0	566	3	36	1	1,799	1	461	2	11	3	164	51	0	0	8	2	7,321	61	198	403	169	1	269	0	1,567	0	0	125	0	1,743	0	79	2	4	0	1	0	20	1	0	0	
March.....	0	0	527	4	19	1	1,615	0	331	0	9	0	218	38	1	0	4	2	3,832	54	159	308	155	3	220	0	1,120	0	3	4	113	0	1,396	0	10	0	7	0	0	0	18	3	4	0
April.....	0	0	555	1	50	5	1,427	1	466	1	12	3	225	61	0	0	5	5	642	27	92	277	161	2	239	0	1,294	0	2	1	79	0	1,553	0	16	2	10	0	4	0	23	2	3	0
May.....	0	0	695	1	32	1	3,055	0	484	0	2	0	204	57	5	0	5	3	15	7	87	235	200	2	327	0	1,517	1	0	152	0	1,211	0	24	1	20	0	2	0	16	2	0	0	
June.....	0	0	539	0	42	1	2,851	2	467	0	7	1	251	47	3	0	9	4	2	3	48	139	208	1	247	0	1,162	0	1	125	0	753	0	7	1	13	0	1	0	6	0	8	0	
July.....	0	0	311	4	49	0	1,465	0	367	0	19	0	254	37	38	2	4	3	17	0	27	157	234	2	339	0	485	0	1	55	0	230	0	7	1	9	0	1	0	11	0	17	0	
August.....	0	0	173	1	13	5	397	0	502	1	36	3	115	48	696	28	4	1	0	40	107	159	2	307	0	151	0	1	15	0	74	0	6	3	4	0	4	0	7	0	16	1	0	
September.....	0	0	172	3	31	1	1,066	0	438	2	43	2	155	42	1,321	56	9	1	21	0	25	110	168	1	292	0	93	0	2	17	0	83	0	4	0	6	0	54	3	2	0	12	0	
October.....	0	0	3	9	4	31	4	211	0	381	1	43	1	179	40	416	17	3	12	1	45	182	282	2	332	0	413	0	1	51	0	653	0	15	1	14	0	12	5	6	0	7	0	
November.....	0	0	485	5	74	2	518	0	316	1	36	4	182	31	48	2	4	0	28	0	56	156	237	3	315	0	729	0	0	24	0	344	0	15	0	2	0	9	0	6	1	1	0	
December.....	0	0	395	1	41	3	838	0	225	0	15	0	188	25	12	2	3	0	60	5	87	178	184	3	286	0	1,057	0	1	17	0	229	0	7	0	9	0	3	0	9	0	1	0	
1937 Total..	0	0	5,581	27	506	29	15,809	5	5,040	9	241	17	2,371	525	2,544	100	67	27	13,330	185	1,020	2,585	2,415	23	3,481	1	11,705	1	11	913	0	9,696	0	244	12	104	0	103	5	1,139	11	80	2	
1936 Total..	0	0	8,927	41	290	8	26,429	18	7,890	29	251	27	2,277	554	208	12	52	38	1,866	53	788	2,116	2,000	15	2,738	0	11,301	1	12	18	20,351	4	13,699	1	1,660	19	127	2	91	2	1,698	18	59	1
1935 Total..	7	0	7,245	33	361	16	44,938	21	7,663	38	310	26	2,416	474	108	5	32	23	1,845	48	625	1,881	1,900	9	2,553	0	13,116	2	6	5	20,227	1	9,568	2	202	2	86	0	37	6	129	7	8	0

S T A T E M E N T

BIOLOGICAL PRODUCTS AND INSULIN

APRIL 1st, 1936 TO MARCH 31st, 1937

SUMMARY 1936-37

DIPHTHERIA:				
Antitoxin.....	3,874 M units at 6,6950 M units at	\$0.14 per M units..... .12 per M units.....	\$ 542 36 8,034 00	
Schick Test.....	4,358 outfits at	.20 each.....	871 60	
Toxoid.....	14,980 x 1 person at 2,574 x 6 persons at 8,732 x 12 persons at 623 diluted at	.20 each..... .80 each..... 1.00 each..... .20 each.....	2,996 00 2,059 20 8,732 00 124 60	8,576 36
				14,783 40
				<u>23,309 76</u>
TETANUS:				
Antitoxin.....	68,857,000 at	.30 per M units.....	\$ 20,657 10	
Intraspinal Outfits.....	129 outfits at	.45.....	58 05	
				20,715 15
SCARLET FEVER:				
Antitoxin.....	9,240 prophylactic doses at 6,159 treatment doses at	.75 each..... 2.75 each.....	\$ 6,930 00 16,937 25	
Dick Test.....	5,447 outfits at	.20 each.....	1,089 40	
Toxin.....	5,687 x 1 person at 3,950 x 6 persons at	.30 each..... 1.00 each.....	1,706 10 3,950 00	23,867 25
				6,745 50
				<u>30,612 75</u>
ANTI-MENINGOCOCCUS:				
Serum.....	1,657 x 20 cc vials at	1.00 each.....	\$ 1,657 00	
Intraspinal Outfits.....	231 at	.45 each.....	103 95	
				<u>1,760 95</u>

STATEMENT OF BIOLOGICAL PRODUCTS AND INSULIN SUMMARY—Continued

SMALLPOX:				
Vaccine.....	6,078 x 2 point pkgs. at .12 per pkg.		729 36	
	102,525 points at .045 per point.....		4,613 62	
			<u>5,342 98</u>	
RABIES:				
Vaccine.....	24 treatments at 10.50 each.....		252 00	
ANTI-ANTHRAX:				
Serum.....	6 x 30 cc. vials at 1.75 each.....		10 50	\$ 82,054 09
TOTAL COST OF BIOLOGICAL PRODUCTS.....				
INSULIN:.....	21,087 x 200 units vials at \$0.40 per vial.....		\$ 8,434 80	
	65,598 x 400 units vials at .70 per vial.....		45,918 60	
	3,545 x 800 units vials at 1.30 per vial.....		4,608 50	
	1,780 Protamine Zinc at .72½ per vial.....		1,290 50	
	TOTAL COST OF INSULIN.....		<u>60,252 40</u>	
TOTAL COST OF BIOLOGICAL PRODUCTS AND INSULIN.....				\$ 142,306 49

STATEMENT OF BIOLOGICAL PRODUCTS AND INSULIN—Continued

MONTH	DIPHTHERIA ANTHOTOXIN					DIPHTHERIA TOXOID								
	1M and 5M Units	Cost \$ C	10M 20M 40M Units	Cost \$ C	Syringes	Cost \$ C	One Person	Cost \$ C	Six Persons	Cost \$ C	Twelve Persons	Cost \$ C	Diluted	Cost \$ C
1936	M		M											
April.....	251	35 14	4,960	595 20	75	15 00	1,584	316 80	263	210 40	673	673 00	23	4 60
May.....	158	22 12	4,460	535 20	81	16 20	802	160 40	64	51 20	463	463 00	24	4 80
June.....	370	51 80	5,810	697 20	100	20 00	839	167 80	197	157 60	219	219 00	36	7 20
July.....	293	41 02	2,310	277 20	6	1 20	690	138 00	231	184 80	327	327 00	46	9 20
August.....	364	50 96	7,750	930 00	75	15 00	1,023	204 60	73	58 40	356	356 00	9	1 80
September.....	363	50 82	6,360	763 20	25	5 00	1,824	364 80	389	311 20	1,763	1,763 00	61	12 20
October.....	291	40 74	4,840	580 80	87	17 40	1,992	398 40	632	505 60	1,814	1,814 00	76	15 20
November.....	371	51 94	4,320	518 40	1,902	380 40	232	185 60	722	722 00	49	9 80
December.....	339	47 46	3,900	468 00	75	15 00	1,049	209 80	62	49 60	527	527 00	73	14 60
1937														
January.....	475	66 50	11,770	1,412 40	87	17 40	1,163	232 60	105	84 00	692	692 00	143	28 60
February.....	353	49 42	3,100	372 00	99	19 80	1,120	224 00	271	216 80	716	716 00	73	14 60
March.....	246	34 44	7,370	884 40	75	15 00	992	198 40	55	44 00	460	460 00	10	2 00
	3,874	542 36	66,950	8,034 00	785	157 00	14,980	2,996 00	2,574	2,059 20	8,732	8,732 00	623	124 60

STATEMENT OF BIOLOGICAL PRODUCTS AND INSULIN—Continued

MONTH	DIPHTHERIA SCHICK TEST		TETANUS ANTITOXIN					
	Outfits	Cost \$ C	Units	Cost \$ C	Syringes	Cost \$ C	Outfits	Cost \$ C
1936								
April.....	452	90 40	3,444,500	1,033 35	65	13 00	21	9 45
May.....	281	56 20	6,437,000	1,931 10	220	44 00	6	2 70
June.....	311	62 20	6,025,000	1,807 50	275	55 00	8	3 60
July.....	274	54 80	10,913,500	3,274 05	399	79 80	21	9 45
August.....	310	62 00	7,662,000	2,298 60	168	33 60	7	3 15
September.....	382	76 40	9,554,000	2,866 20	140	28 00	20	9 00
October.....	676	135 20	5,412,500	1,623 75	422	84 40	15	6 75
November.....	305	61 00	5,470,500	1,641 15	74	14 80	5	2 25
December.....	392	78 40	2,474,500	742 35	50	10 00	1	45
1937								
January.....	294	58 80	4,359,500	1,307 85	210	42 00	12	5 40
February.....	387	77 40	3,350,000	1,005 00	112	22 40	11	4 95
March.....	294	58 80	3,754,000	1,126 20	100	20 00	2	90
	4,358	871 60	68,857,000	20,657 10	2,235	447 00	129	58 05

STATEMENT OF BIOLOGICAL PRODUCTS AND INSULIN—Continued

MONTH	SCARLET FEVER ANTITONIN				DICK TEST		SCARLET FEVER TOXIN					
	Prophy-lactic	Cost	Treat-ments	Cost	Syringes	Cost	Dick Test	Cost	One Person	Cost	Six Persons	Cost
1936		\$ C		\$ C		\$ C		\$ C		\$ C		\$ C
April.....	1,050	787 50	832	2,288 00	218	43 60	441	88 20	436	130 80	540	540 00
May.....	592	444 00	345	948 75	112	22 40	384	76 80	274	82 20	104	104 00
June.....	670	502 50	446	1,226 50	150	30 00	393	78 60	299	89 70	207	207 00
July.....	785	588 75	414	1,138 50	100	20 00	293	58 60	348	104 40	191	191 00
August.....	550	412 50	368	1,012 00	280	56 00	643	192 90	148	148 00
September.....	638	478 50	322	885 50	418	83 60	360	108 00	571	571 00
October.....	847	635 25	628	1,727 00	478	95 60	542	162 60	382	382 00
November.....	725	543 75	345	948 75	100	20 00	498	99 60	516	154 80	378	378 00
December.....	833	624 75	610	1,677 50	75	15 00	499	99 80	395	118 50	154	154 00
1937												
January.....	1,048	786 00	810	2,227 50	75	15 00	571	114 20	889	266 70	586	586 00
February.....	797	597 75	531	1,460 25	175	35 00	534	106 80	453	135 90	368	368 00
March.....	705	528 75	508	1,397 00	85	17 00	658	131 60	532	159 60	321	321 00
	9,240	6,930 00	6,159	16,937 25	1,090	218 00	5,447	1,089 40	5,687	1,706 10	3,950	3,950 00

STATEMENT OF BIOLOGICAL PRODUCTS AND INSULIN—Continued

MONTH	ANTI-MENINGOCOCCUS SERUM			SMALLPOX VACCINE			RABIES VACCINE		ANTI-ANTHRAX VACCINE			
	20cc Vials	Cost	Outfits	Cost	2 Point Packages	Cost	5 and 10 Point Packages	Cost	Treatments	Cost	30cc Vials	Cost
1936		\$		\$						\$		\$
April.....	208	208 00	31	13 95	515	61 80	10,595	476 78	3	31 50
May.....	120	120 00	13	5 85	536	64 32	8,465	380 92	3	31 50
June.....	72	72 00	9	4 05	425	51 00	6,245	281 02	4	42 00
July.....	93	93 00	17	7 65	561	67 32	5,985	269 32	12	126 00	10 50
August.....	105	105 00	16	7 20	606	72 72	13,125	590 63
September.....	167	167 00	36	16 20	892	107 04	10,300	463 50
October.....	72	72 00	16	7 20	416	49 92	7,720	347 40
November.....	71	71 00	2	90	399	47 88	5,930	266 85
December.....	161	161 00	20	9 00	369	44 28	6,290	283 05
1937												
January.....	331	331 00	34	15 30	437	52 44	6,870	309 15
February.....	108	108 00	21	9 45	397	47 64	9,975	448 882	21 00
March.....	149	149 00	16	7 20	525	63 00	11,025	496 12
	1,657	1,657 00	231	103 95	6,078	729 36	102,525	4,613 62	24	252 00	6	10 50

STATEMENT OF BIOLOGICAL PRODUCTS AND INSULIN—Continued

MONTH	INSULIN				Protamine Zinc	Cost
	200 Units	400 Units	800 Units			
1936						
April.....	2,075	6,435	432	5,896 10	
May.....	1,840	5,640	380	5,178 00	
June.....	2,572	7,003	395	6,444 40	
July.....	2,245	6,030	135	5,294 50	
August.....	1,700	5,050	305	4,611 50	
September.....	1,825	5,465	370	5,036 50	
October.....	1,245	4,990	235	4,296 50	
November.....	1,520	5,340	330	4,775 00	
December.....	1,345	4,450	128	3,819 40	
1937						
January.....	1,725	5,300	295	1,010	5,515 75	
February.....	1,575	5,720	270	250	5,166 25	
March.....	1,420	4,175	270	520	4,218 50	
	21,087	65,598	3,545	1,780	60,252 40	
SUMMARY						
						Biological Products.....\$ 82,876 09
						Less Syringes..... 822 00
						Net Cost.....\$ 82,054 09
						Insulin..... 60,252 40
						Total Cost.....\$ 142,306 49

DIVISION OF MATERNAL AND CHILD HYGIENE
AND PUBLIC HEALTH NURSING

J. T. PHAIR, M.B., D.P.H., Director.

While the value of any programme directed at the protection of child health is usually appreciated by those who concern themselves with matters of this kind, the full significance of this phase of the community health effort is often overlooked by those who fail to realize that those physical shortcomings which are too often ignored in the infant and toddler are the potential disabilities of the adult.

Maternal Mortality

Interest in the problem of lowering the death and sickness rates resulting from pregnancy is shared by both the public and the medical profession. In justification of this statement, we find that the response of the hospital authorities and private physicians to the request for specific information in respect to those deaths with which pregnancy has been associated, has been more complete this year than in any of the three previous years for which such data have been demanded.

The following table shows the distribution of the maternal deaths, by cause, for the years since the study of the additional data was begun:

CAUSE	1933	1934	1935	1936
	%	%	%	%
Puerperal Septicaemia.....	23	23	15	25
Puerperal Toxemia.....	20	22	24	25.3
Abortion.....	18	20	18	16.9
Haemorrhage.....	13	16	11	10.4
Ectopic gestation.....	3	4	4	4.2
Embolism and sudden death	12	6	12	11.2
Other puerperal causes.....	11	9	16	7

While appreciating that maternal mortality and morbidity can never be lowered beyond what might be considered the irreducible minimum, the present higher-than-should-be death rate presents a challenge to all those in the field of preventive medicine. It is evident that the deaths known to be from preventable causes could still be substantially reduced. The toxemias of pregnancy are still too common and puerperal sepsis still too prevalent an aftermath of labor. However, it is hoped that the more general use of chemotherapy in the treatment of this later complication may lessen the deaths from this cause.

In any serious attempt to adequately place in terms of their sequential significance, the factors which are known to contribute to maternal deaths, one is handicapped by the lack of acceptable data as to the extent to which some of these same factors are present in cases of pregnancy which terminate without difficulty. It is hoped that one or other of the studies of so called normal deliveries, now being conducted, should reveal much that will be helpful in the solution of this problem.

Infancy.

While realizing the manifest inadequacy of the present measuring rod by which we attempt to estimate the effectiveness of our efforts in the field of child health, it is encouraging to note again a further reduction in the infant death rate. This reduction has been annually recorded now for five consecutive

years; the rate for 1936 was 54.7 as compared with 55.7 in 1935. While it is possible only to predict at this time the rate for 1937, it is reasonable to hope that no serious rise will occur.

On closer inspection of the figures, it will be observed that approximately 50% of these deaths occurred under one month of age. Despite our best efforts, little in the way of improvement can be noted in deaths of this group during the last five years. It is gratifying to note, however, that the ratio of still-births to the total births has declined in this period and with this lowered rate an increase in the number of infants dying under one month might rightly be anticipated. Further analysis of such information as is available as to the causes of infant deaths shows that prematurity is responsible for more than 30% of all deaths under a year; malformations for over 12%; birth injury for 7%; congenital debility and other diseases common to early infancy, for 10%. These data would lead one to believe that there is no single factor responsible but a multiplicity of causes which faces those officially concerned with this phase of a community health programme. The paediatrician has contributed much to the progress already made. If further progress is to be made, it is the obstetrician to whom we shall have to look for professional direction.

A revised edition of "The Baby" has again been printed in the past year and is now being distributed. That the acceptability of this publication, dealing with maternal, infant and child care, has been maintained, is demonstrated by the fact that already approximately forty thousand copies have been sent upon the request of interested individuals in the province.

Pre-School:

There is an increasing evidence of interest by municipalities in the health supervision of children of pre-school age. In a number of centres, special emphasis is being placed on the health needs of this age group. This Division has provided assistance to six municipalities in the past year for this purpose. The number of these children who annually die or are crippled as the result of so called accidental causes continue to increase. Respiratory disease and communicable forms of illness are also important causes of death and illness in the under-five group.

The Department of Education again sought the co-operation of the Division in the conduct of the medical examination of all applicants for admission to the teacher-training schools of the province; the Division assuming responsibility for the necessary arrangements as well as supplying nursing personnel. The findings of the examining physicians offer further support of our earlier statement that many physical defects may be carried over from childhood. It is estimated that approximately two-thirds of these young adults enter the teacher-training schools with apparent physical defects. The conditions from which these students were suffering are as follows:

Defective vision	35	%
Ear defect.....	3	%
Nasal obstruction, sinus involvement, etc	4	%
Abnormalities of tonsils.....	15	%
Anemic.....	4.7	%
Defective teeth	7	%
Thyroid abnormalities.....	9	%
Orthopaedic defects	2	%
Marked underweight	4	%
Marked overweight	2	%
Cardiac abnormalities	5.7	%
Chest conditions requiring supervision	2	%
Wide variations of blood pressure	6	%
Nervous manifestations	1.5	%
Abnormal findings in urine.....	4	%

Further, in the three consecutive years these examinations have been carried on, twenty-nine cases of active pulmonary tuberculosis have been diagnosed. While this represents slightly less than 1% of those entering the schools each year, the potentialities of the disease must be borne in mind when one considers the possibility of exposure to children.

The Departments of Education and Health continue their efforts to ensure a more effective approach to the subject of health teaching in both elementary and secondary schools. The increased emphasis placed on this subject in the revised Course of Study, Grades I-VI, and its inclusion among the subjects for instruction in the first form of high school, are tangible evidence of the progress being made.

PUBLIC HEALTH NURSING

While the number of staff members remained the same throughout the year, several adjustments were necessary. Miss Ola Dancause's appointment as staff nurse was made permanent. Miss Marjorie Rutherford was granted leave of absence from November, to assist with the public health nursing programme of the Ontario Society for Crippled Children for post poliomyelitis cases, and Miss Jean Aikenhead, a graduate of the Public Health Nursing Course, University of Western Ontario, was taken on the temporary staff to replace Miss Rutherford. Miss Howey returned to duty on August 1st, having completed successfully a Course at Bedford College, University of London (England).

From September to the end of the year four staff members were engaged in supervisory work.

The nursing activities of the Eastern Ontario Health Unit are given in detail in another section of the Report.

The work in the Temiskaming area progressed favourably. Considerable immunization work was organized and carried out and in several school districts assistance was given in tuberculin testing the school age children and following for X-ray those requiring it.

Special activities resulting from the outbreak of anterior poliomyelitis occupied the supervisors during September. Assistance was given in the organization and development of the experiment carried out to discover the possible preventive value of a nasal spray—thirty days in the aggregate.

Owing to the delay in opening the schools at the beginning of the fall term, the work in connection with the examination of applicants for admission to Normal Schools and the College of Education came in October and required the services of four supervisors and four staff nurses for sixty-three days in the aggregate.

Special work done at the request of municipalities included a survey of Child Hygiene and Tuberculosis Nursing in the City of London and assistance with the amalgamation of the Board of Health and Board of Education public health nursing services and the setting up of a generalized type of programme in St. Catharines.

Seventy-five centres were visited once by a member of the supervisory staff and eight centres received two or more visits. The total population of the centres visited was 884,592 and the total time spent in making the visits was 489 days. One hundred and fifty-six public health nurses are engaged in these services. Fewer centres were visited in 1937 than in the two previous

years; the chief factor accounting for this was the poliomyelitis epidemic. In eight centres newly appointed nurses were initiated. Following these visits reports were sent to the local officials.

Six undergraduate students of the University of Toronto School of Nursing and fourteen graduate students in the public health nursing course, spent one month in the observation and practice of public health nursing in centres throughout the province. Arrangements for this experience were made through the Division office.

Two Refresher Courses were attended by staff members. A detailed report of the lectures and discussions at the Course on Orthopaedic Nursing was prepared and distributed to the public health nurses of the province.

The Ontario Society for Crippled Children and the Division worked in close co-operation in planning the nursing follow-up programme of the Society to post poliomyelitis cases having residual paralysis.

In Peel County, the Toronto Township Branch of the Ontario Red Cross Society initiated a generalized (including bedside) public health nursing service.

A distinguished visitor to the Division early in the year was Miss Mary Lambie, R.N., R.M., Ph.D., Director, Division of Nursing, Department of Health, and Registrar, Nurses and Midwives Registration Board, Wellington, New Zealand. Another New Zealand nurse, Miss Leilya Small, spent several days observing the work in the Eastern Ontario Health Unit later in the year.

The question of undergraduate nurses securing some knowledge of community health work through a brief period of observation and instruction under the direction of the local health agency continues to receive attention. In a few additional centres, plans are developing.

Another question claiming increased attention is the development of a health service programme to meet the needs of the secondary school group. Services of varying types are in progress in several centres at present.

The Chief Public Health Nurse presented a paper at the International Congress of Nurses held in London (England) in July. Through the kind co-operation of the Department of Health for Scotland, she visited the County of Sutherland where a splendid health service is provided by the County Council and the Sutherland Nursing Association assisted by the Highlands and Islands Scheme. The work is under the direction of the County Medical Officer and the Superintendent of Nursing.

General correspondence during the year showed a considerable increase over that of previous years. An increased number of requests for information regarding the establishment of public health nursing service were received from different parts of the province.

EASTERN ONTARIO HEALTH UNIT

M. G. THOMSON, M.B.D., P.H., *Medical Director.*

In submitting the Annual Report of the Health Unit's activities for the year 1937, I think it necessary to stress a point referred to in the report for 1936, viz., the inadequacy of the number of nurses employed in relation to the area covered by their activities. This is particularly true of Prescott County

in which, in addition to the Town of Hawkesbury (the largest town in the Unit area), there are seven townships to which only two nurses are allotted. It is impossible for one nurse to adequately cover the field allotted to the nurse stationed at Hawkesbury, which includes the Town of Hawkesbury and the four surrounding townships. It is in this area that the highest infant mortality in the Unit occurred, whereas there were no deaths among the infants attending the Well Child Conferences held in Hawkesbury. If it is not considered advisable to increase the nursing personnel in the area in question, the alternative is the abandonment of the school inspection work which does not appear to yield as satisfactory results as intensive work among infants.

Before going into detail regarding the work of the past year, I would like to mention the great benefit derived by myself and the whole staff from the visit paid to the Unit by Dr. W. A. McIntosh, of the Rockefeller Foundation during the month of June 1937. His advice and inspiration was of inestimable value to us all.

TABLE I.

CASES OF COMMUNICABLE DISEASE REPORTED
1936 and 1937

DISEASE	1936		1937	
	Cases	Deaths	Cases	Deaths
Chicken-pox.....	186	26
Diphtheria.....	18	1	47	...
Gonorrhoea.....	4	10
German Measles.....	475	5
Measles.....	648	1	64
Mumps.....	5	108
Paratyphoid Fever.....	1	4
Scarlet Fever.....	58	56	1
Syphilis.....	1	16
Typhoid Fever.....	14	12
Whooping Cough.....	43	1	189	1
Poliomyelitis.....	1	23	2
Smallpox.....	2
Septic Sore Throat.....	1
Jaundice.....	?	1

Figures for Cornwall Town are not included.

Of the 47 cases of diphtheria reported, 41 were from three townships, 17 from Lancaster (Glengarry County), 14 from Cumberland (Russell County) and 10 from Cornwall Township (Stormont County). Most of these cases occurred in the winter and early spring which afforded a good opportunity of awakening the Township Councils to the necessity of administering free toxoid to school and pre-school children. This was done thoroughly in the Townships of Lancaster and Cornwall before the end of September. In Cumberland Township, where only one school was done, the resignation of the Medical Officer of Health in August and the difficulty in agreeing on his successor has held up this work.

The four cases of paratyphoid fever were investigated. Three of them in Cumberland Township occurred in one family but the source of infection was not determined. The other case occurred in the St. Joseph's Industrial School at Alfred in Prescott County and the source was considered to have been at the home of the patient. No other cases occurred in the school.

Of the 56 cases of scarlet fever, about one-half occurred in Stormont County during the winter and early spring. School children and pre-school children in the areas affected were given protection by scarlet fever toxin before the end of June. The balance of the cases were scattered throughout the whole Unit area.

Of the 16 cases of syphilis reported, 9 were from the Township of Cornwall and 5 from Russell County and do not represent any increase in the number of cases in the area but rather more zeal in reporting by physicians.

Of the 12 cases of typhoid fever reported, 4 were from Kenyon Township (Glengarry County) in the vicinity of the village of Apple Hill, all apparently from the same local source, but where this first case acquired the infection, it was impossible to determine. Three cases were from the Village of L'Original (Prescott County) and were all from the same local source. The first case was infected while employed in the Province of Quebec and the Health authorities of that Province were duly notified. The balance of 5 cases occurred in the vicinity of the Village of Casselman (Russell County), two of them in one family, but no connection between these two and the other three cases could be determined, nor could any connection be made between these three isolated cases. There is probably more than one typhoid carrier in the Casselman district as small outbreaks have occurred in this area for the past three years, and probably before that, but it would be a tremendous undertaking to round them up.

There were 23 cases of poliomyelitis with 2 deaths in the Unit area as a result of the Province-wide epidemic last summer. Of these 23 cases, 13 suffered some degree of paralysis, all of whom have received treatment by way of splints, etc. Of these paralyzed cases, 8 reside in Prescott County and the remaining 5 in Glengarry. In the case of a number of others who received serum, the diagnosis was changed later or they were considered by their physicians as very doubtful cases.

During the peak period of the poliomyelitis epidemic, which lasted about 6 weeks, the services of Dr. James Smith, the consultant appointed by the Provincial Health Department for the Unit area, were much appreciated by the medical profession and the public generally. After his departure, this work was carried on by the Unit Director and while there were only a few calls for consultation in diagnosis, the greatest demand was for assistance in ordering splints and in their adjustment.

Influenza

The outbreak which occurred in the winter and spring of 1937 was confined chiefly to Prescott and the northern half of Glengarry Counties. In less than one month, the three nurses in these districts, with two assistants employed by the Town of Hawkesbury for one week, made 750 visits, giving bedside care to 110 cases, most of these visits being made during a period of two weeks.

Jaundice

One death was reported from jaundice which occurred in an outbreak of some respiratory infection involving a large number of cases during the summer and fall of 1937, about the same time as the outbreak of poliomyelitis, but some cases occurred during the month of December. These occurred over the whole Unit area but very few were reported as it was not considered to be the true infectious or epidemic jaundice but of a respiratory type of invasion.

TABLE II.

IMMUNIZATIONS BY COUNTIES DURING 1937

COUNTY	DIPHTHERIA		SMALLPOX		SCARLET FEVER	
	5 and over	under 5	5 and over	under 5	5 and over	under 5
Glengarry.....	857	180	975	71
Prescott.....	272	120	1984	185	444	130
Russell.....	256	27	843	130
Stormont.....	899	298	748	83
Total.....	2284	625	3802	386	1192	213

Every municipality in the Unit area has now carried through at least one diphtheria toxoid campaign, and, with the exception of five, a smallpox vaccination campaign.

TABLE III.

PERCENTAGE OF CHILDREN IMMUNIZED AGAINST DIPHTHERIA AND SMALLPOX

December 31, 1937

COUNTY	DIPHTHERIA		SMALLPOX	
	School (5-14)	Preschool (1-4)	School (5-14)	Preschool (1-4)
Glengarry.....	72	16	52	8
Prescott.....	51	16	47	7
Russell.....	39	11	31	14
Stormont.....	72	12	35	2
ALL UNIT.....	57	14	41	8

In compiling Table III, all available records of immunization clinics held in the area to the organization of the Unit were collected and tabulated by age.

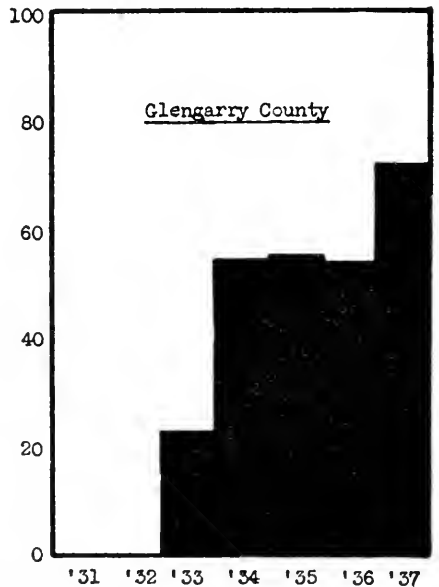
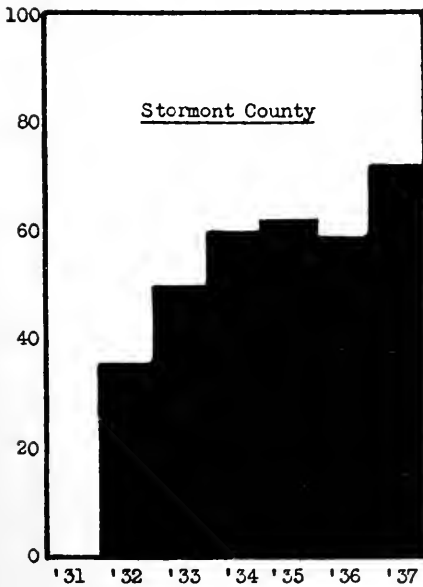
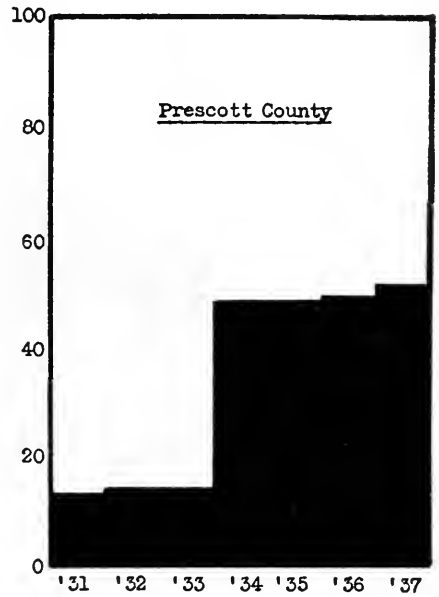
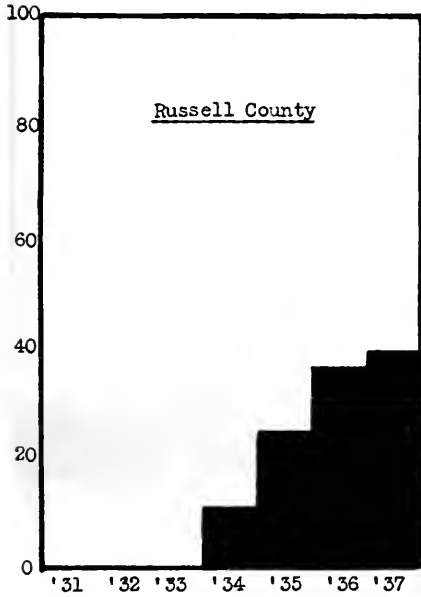
The figures for smallpox vaccination are probably too low as a certain amount of vaccinating is carried out by family physicians of which we obtain no record.

The records of diphtheria toxoid administration only include those receiving the full three doses.

Graph I shows by counties the percentage of school children protected against diphtheria by years since 1931. In Graph II, progress of diphtheria toxoid immunization by school age (5 through 14) and pre-school age (1 through 4) for the whole Health Unit is illustrated. Some health officers have given in turn, diphtheria toxoid, smallpox vaccine and scarlet fever toxin in successive years, which appears to be a good method of keeping rural areas awake to the advantages of immunization generally, and, with the annual campaign stressing the importance of immunizing the pre-school group, more progress can be looked for in the future in that regard.

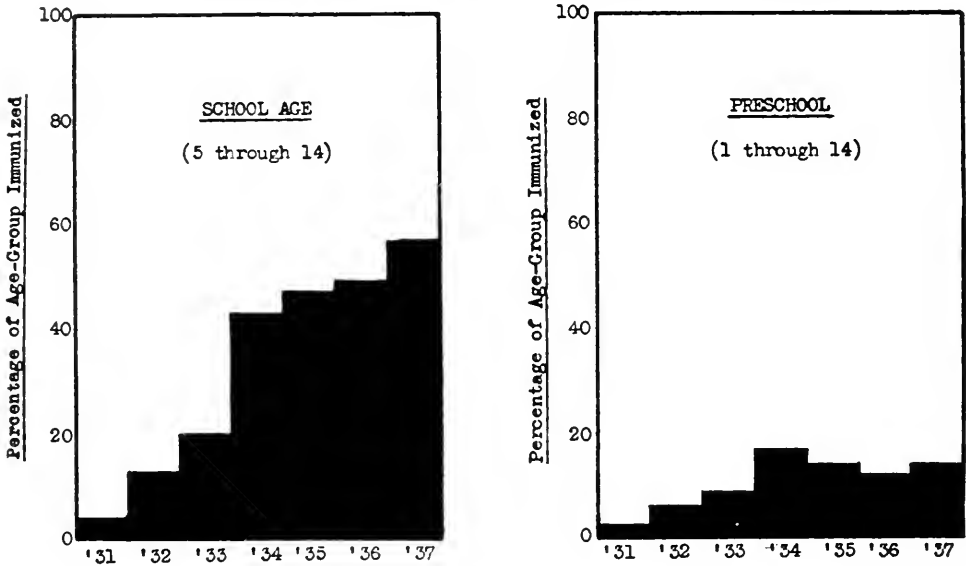
GRAPH I.

DIPHTHERIA TOXOID IMMUNIZATION - EASTERN ONTARIO HEALTH UNIT
 Percentage Immunized in School Age-Group (5 thru 14)



GRAPH II.

DIPHTHERIA TOXOID IMMUNIZATION - EASTERN ONTARIO HEALTH UNIT

*Tuberculosis*

The mortality from Tuberculosis in the Unit area as shown in Table IV is still considerably higher than the rate for the Province of Ontario as a whole, the average rate for the last 5 years being about 57 per 100,000 population. With the opening of the new St. Lawrence Sanatorium near Cornwall in October, 1937, there should be some improvement in the next five year period.

TABLE IV.

TUBERCULOSIS MORTALITY RATES—EASTERN ONTARIO HEALTH UNIT
DEATHS PER 100,000 POPULATION

YEAR	Glengarry Stormont*	Prescott	Russell	All Unit	
1931.....	102	79	61	65	76
1932.....	90	37	80	91	74
1933.....	84	50	51	89	66
1934.....	52	37	47	41	45
1935.....	102	60	54	57	67
1936.....	66	27	85	52	60
1937.....	66	54	35	32	46

* Excluding Cornwall Town.

Chest clinics under the direction of the Division of Tuberculosis Prevention were held at the following centres, Alexandria, Cornwall, Hawkesbury, Plantagenet, Rockland and Casselman, a total of 894 patients, contacts and others resident in the Unit area being referred to these clinics by their family physicians. A number of others were examined by the Provincial Department's clinician at his office in Ottawa. In this group, 55 new cases of Tuberculosis were found.

Table V deals with the contacts of Tuberculosis cases in the area. The decrease in the percentage of contacts examined during 1937 as compared with 1936 is due to the fact that the chest clinics were held earlier in the year than usual and a large number of new contacts have been added to our lists in the last six months.

TABLE V.
EXAMINATION OF TUBERCULOSIS CONTACTS

DISTRICT	Total Known Contacts		Contacts Examined	
	25 years and under	26 years and over	25 years and under	26 years and over
Alexandria.....	176	100	97	39
Lancaster.....	128	84	32	14
Hawkesbury.....	274	141	112	38
Plantagenet.....	130	41	45	8
Casselman.....	75	22	38	11
Rockland.....	114	63	33	11
Cornwall.....	87	44	51	17
Finch.....	62	25	31	10
Total.....	1046	520	439	148
Per cent. examined			42%	28%

Table VI shows by nursing districts in which they originated, the number of known cases of Tuberculosis in the Unit area and the present stage and activity of the disease in those at home.

TABLE VI.
KNOWN TUBERCULOSIS CASES—EASTERN ONTARIO HEALTH UNIT—
DECEMBER 31st, 1936 and 1937

NURSING DISTRICT	Year	Grand Total	STAGE OF DISEASE (Cases at Home)						ACTIVITY (Cases at Home)				
			Min.	Mod. Adv.	Adv.	Child-hood	Other	Undeter-mined	Act	Quiesc	Arr.	Undeter-mined	In Sana-toria
Alexandria.....	1936	68	26	15	9	3	1	5	15	16	25	3	9
	1937	79	34	19	4	3	2	3	7	25	30	3	14
Lancaster.....	1936	41	11	5	6	4	5	5	5	16	5	10
	1937	47	17	6	4	1	3	5	4	7	20	5	11
Hawkesbury.....	1936	78	30	20	8	1	6	8	23	23	16	11	5
	1937	85	37	18	8	1	7	5	19	29	20	8	9
Plantagenet.....	1936	38	21	8	3	1	14	7	11	1	5
	1937	40	21	9	2	9	11	12	8
Casselman.....	1936	16	8	4	1	6	2	5	3
	1937	20	10	4	3	2	6	6	7	1
Rockland.....	1936	33	13	6	4	1	3	2	13	6	6	4	4
	1937	34	13	8	2	1	2	2	8	10	6	4	6
Cornwall.....	1936	20	3	5	2	3	5	5	3	7
	1937	33	6	4	2	1	3	4	5	1	20
Finch.....	1936	9	4	1	4	2	1	5	1	0
	1937	15	7	3	3	4	5	3	1	2
Total.....	1936	303	116	63	33	10	14	24	83	65	84	28	43
	1937	353	145	71	20	14	14	18	60	97	103	22	71

Table VII shows new cases found, deaths, admissions to and discharges from sanatoria, and other pertinent data.

TABLE VII.
SUMMARY OF TUBERCULOSIS CASES

	Alexandria	Lancaster	Hawkesbury	Plantagenet	Casselman	Rockland	Cornwall	Finch	Total
Cases at home, Jan. 1, 1937.....	59	31	73	33	13	29	13	9	260
New cases found during year.....	19	13	19	10	9	7	20	10	107
Returned from sanatoria.....	7	5	3	2	1	1	3	0	22
Moved into district.....	1	1	0	0	1	0	2	2	7
Died at home.....	7	1	4	3	2	3	5	4	29
Moved from district.....	0	3	3	5	3	2	1	1	18
Diagnosis reversed.....	0	0	3	0	0	0	0	1	4
Admitted to sanatoria.....	14	10	9	5	0	4	19	2	63
CASES AT HOME, Dec. 31, 1937.....	65	36	76	32	19	28	13	13	282
In sanatoria, Jan. 1, 1937.....	9	10	5	5	3	4	7	0	43
Admitted this year.....	14	10	9	5	0	4	19	2	63
Discharged this year.....	7	5	3	2	1	1	3	0	22
Died in sanatoria.....	2	3	1	0	0	1	3	0	10
Discharged—family moved out of Unit.....	0	1	1	0	1	0	0	0	3
CASES IN SAN., Dec. 31, 1937.....	14	11	9	8	1	6	20	2	71
TOTAL CASES—at home and in sanatoria..	79	47	85	40	20	34	33	15	353

In appraising the results of efforts to control Tuberculosis, I think that reductions in the following items may be taken as indications of progress, viz.:

- (1) In the number of infective cases in the home.
- (2) In the number of deaths from tuberculosis of cases of whom the Unit had no knowledge before the death was reported.
- (3) In the tuberculosis death rate.

From Table VI, it will be seen that there are now but 60 "active" cases in the home as compared with 83 last year, in spite of the fact that 107 new cases were discovered during the past year. Also, there are now only 20 whose stage of disease is "advanced" as compared with 33 last year. This is the most dangerous group, about 75 per cent. requiring sanatorium treatment.

Last year 19 deaths (37 per cent. of the total) were reported to the Unit only after death. This year, only 10 (25 per cent.) were thus reported.

Table IV indicates a steady fall in the death rate for the past three years:

Infant and Preschool Child Hygiene

Table VIII gives the number of deaths under one year of age per 1,000 live births in the individual counties and in the whole Health Unit area. Reductions in the rate have occurred in Russell and Stormont Counties, both

having the lowest rates of any year on record. The rate of 74 in Glengarry County is higher than in the past two years but is below the average rate for the County for years 1930 to 1937. The rate for Prescott County shows a sharp increase to 130, which is the highest rate recorded for that County since before 1930. The rates since 1930 for the various Counties and for the whole Health Unit are shown graphically herewith.

TABLE VIII.

INFANT MORTALITY RATES—EASTERN ONTARIO HEALTH UNIT

Deaths per 1,000 Live Births

YEAR	Glengarry	Stormont*	Prescott	Russell	All Unit
1925	97	94	112	102	103
1930	78	98	99	95	91
1931	109	107	81	110	99
1932	94	83	97	110	97
1933	85	72	110	119	99
1934	73	79	119	107	98
1935	46	78	97	79	80
1936	49	55	87	92	73
1937	74	45	130	73	85

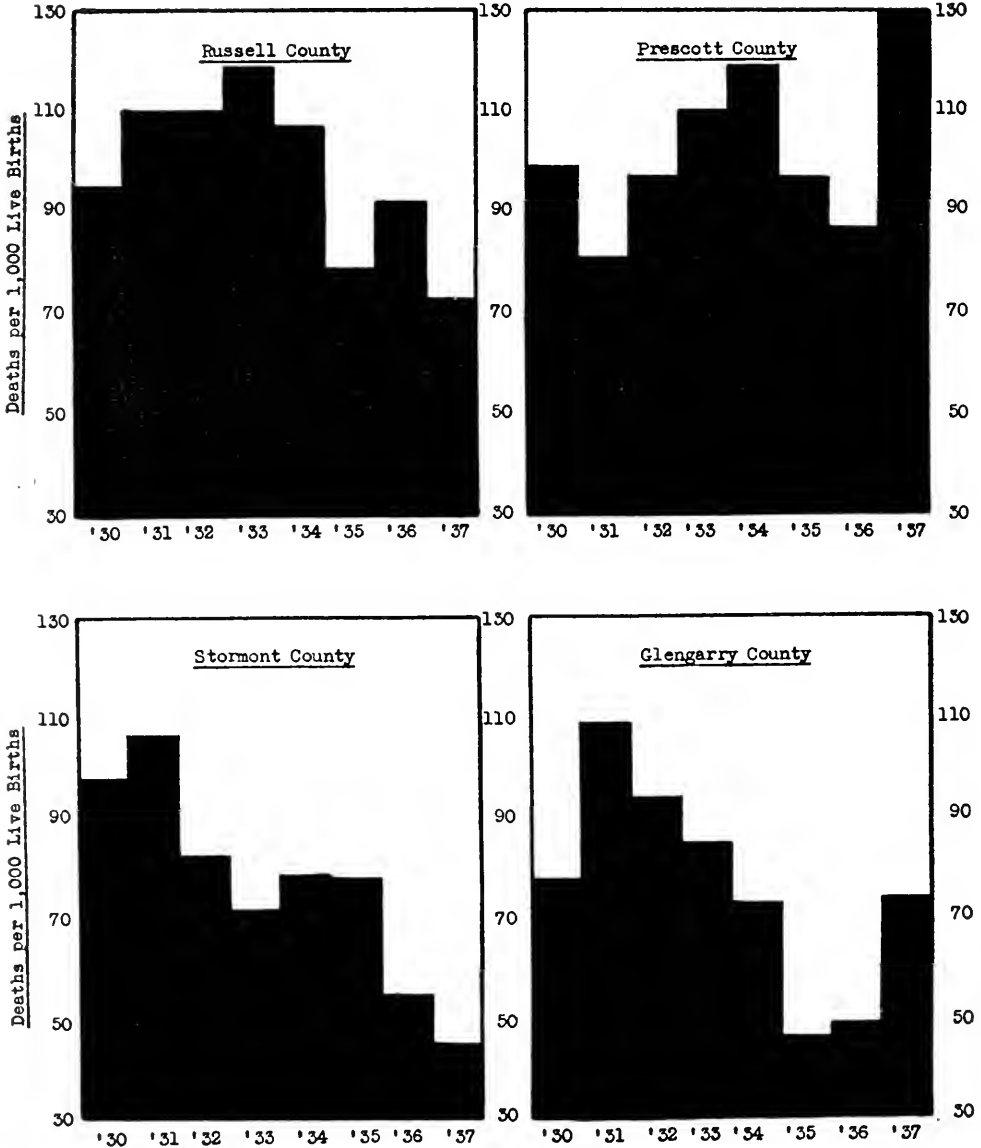
* Excluding Cornwall Town.

In the above Table it was necessary to estimate the number of deaths for the months of November and December, 1937.

Graph III.

INFANT MORTALITY RATES

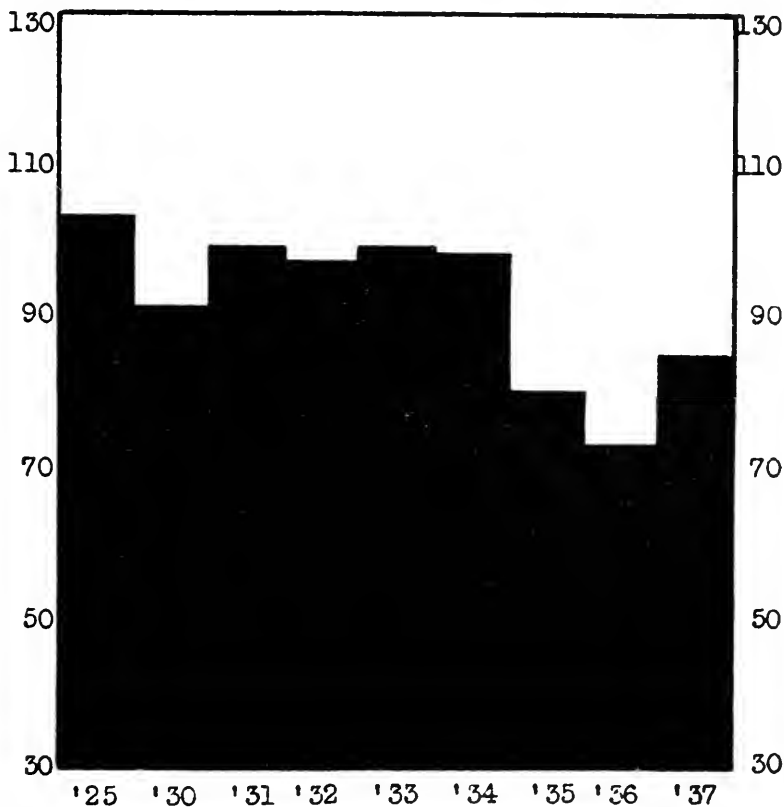
Counties of Eastern Ontario Health Unit



Graph IV.

INFANT MORTALITY - EASTERN ONTARIO HEALTH UNIT

Deaths per 1,000 Live Births



In comparing the actual number of infant deaths by "cause" and by counties in the Unit area for the 10-month periods from January to October, 1936 and 1937, it is noted:—

- (1) That in Glengarry County, where the number of deaths is small, the increase in 1937 is general throughout the list of causes.
- (2) That in Prescott County, where the rate has increased from 87 in 1936 to 130 in 1937, the largest single cause is "Respiratory" being 21 per cent of the total, next is "Prematurity" 17 per cent and "Intestinal" 17 per cent, the balance of 45 per cent consisting of all other causes of death. Many of these "Respiratory" deaths occurred during the epidemic of influenza in the winter months of 1937. It is of interest to note that no deaths occurred among infants attending the Well Child Conferences conducted by the Unit in the Town of Hawkesbury each month, and that, though only one-third of the births in the Unit area occurred in Prescott County, two-thirds of the deaths from intestinal causes were in this County.

- (3) That in Russell and Stormont Counties increases occurred in deaths due to respiratory and intestinal causes, but decreases in deaths due to prematurity and other causes more than offset these increases.

For the whole Unit area, an increase in infant deaths is recorded for 1937, which is chiefly due to respiratory diseases, occasioned by the epidemic of influenza which occurred in Prescott and the northern half of Glengarry during the winter months. But there were also more deaths due to intestinal diseases recorded in 1937 than in the year 1936.

In Table IX, details are given of the Well Child Conferences.

TABLE IX
ANALYSIS OF CASES ATTENDING WELL CHILD CONFERENCES
DURING 1937

VILLAGE OR TOWN	Clinics Held	AGE ON FIRST VISIT THIS YEAR				Pre- school	Individ- uals	Total Visits
		1-3 months	4-6 months	7-12 months				
Alexandria.....	12	17	18	11	15	61	161	
Casselman.....	12	11	8	7	5	31	100	
Embrun.....	7	6	2	6	1	15	31	
Lancaster.....	8	14	12	7	16	49	102	
Hawkesbury.....	10	20	11	12	3	46	125	
Moose Creek.....	3	4	1	3	2	10	13	
Rockland.....	5	13	4	6	5	28	37	
Total.....	57	85	56	52	47	240	569	

The Williamstown Well Child Conference was not held during the summer of 1937 owing to an epidemic of pertussis in that area.

New Conferences were started at Embrun (Russell County) in May and Moose Creek (Stormont County) in June.

School Children

A summary of nursing activities in the schools is shown in Table XII (see page 78). "Quick Inspection" refers to an inspection to check on communicable, skin and other diseases and pediculosis given to all children in schools of four class rooms or more after vacation periods or at the request of teachers.

During the year 1937, the school form in use, which had been supplied by the Department, was completely changed. From the information gathered from the old reports, it was difficult to appraise the effect of the considerable time being spent on this work as to whether the health of the school population was improving to any great extent. The form was drawn up so that the number of eye defects, abnormal tonsils, defective teeth, etc., per 1,000 pupils inspected could be ascertained. A lowering of these rates would indicate progress. A summary of the results from 51 class rooms inspected since the form was sent out to the staff nurses follows. (Table XI). This summary covers 1,132 children, 795 of whom had been previously inspected by our staff nurses. The table presents a comparison of the findings in those recently examined and those previously examined from 1 to 2 years ago. The number inspected is rather small and this summary should be considered as merely preliminary.

TABLE XI.

	Number of uncorrected defects in 1,000 pupils inspected November-December, 1937.	Number of defects in 1,000 pupils in this group when previously inspected 1-2 yrs. ago
Vision defect.....	72	74
Hearing defect.....	5	5
Eye defect.....	26	27
Ear defect.....	1
Defective nasal breathing.....	65	69
Abnormal tonsils.....	241	247
Anaemic appearance.....	2	5
Dental defect.....	394	415
Speech defect.....	11	10
Enlarged glands.....	19	19
Skin disease.....	26	9
Orthopaedic defect.....	1	4
Malnutrition.....	4	5
Nervous disorders.....	4	1
Enlarged thyroid.....	7	3
Postural defect.....	7	3
Mentality.....	1	1
Referred to physician.....	365 per 1,000 inspected	
Referred to dentist.....	394 per 1,000 inspected	
Children with no defect.....	427 per 1,000 inspected	
Referred to dentist only.....	208 per 1,000 inspected	

In addition to the inspection of public and separate school children carried out by the local Medical Officers of Health and Nurses of the Unit staff, tuberculin intracutaneous tests were given to the High School pupils at Alexandria with X-ray examination of reactors to the test. These X-ray examinations were made by the St. Lawrence Sanatorium with the approval of the Division of Tuberculosis Prevention of the Provincial Health Department and at the request of the High School Board which undertook to provide the cost of the X-ray examination. A summary of these examinations follows:

Number receiving tuberculin test.....	124
Number positive reactors.....	18 14.5 per cent.
Diagnosed cases.....	none
Re-examination recommended in 3 months.....	6
Re-examination recommended in 6 months.....	18

Orthopaedic Work

Under the auspices of the Catholic Women's League, an Orthopaedic Clinic was held in Alexandria on September 16th with Dr. James Murray, Orthopaedic Surgeon of Ottawa, in charge. Thirty-four cases were examined of which ten were cases which had already received treatment and were for observation as to progress; the balance were new cases for which treatment was recommended or advice given regarding their care.

For children residing in other sections of the Unit, examination is arranged for either in Ottawa or Montreal. In Hawkesbury we are indebted to the Rotary Club and in Cornwall to the Kiwanis Club for assistance in securing transportation and treatment.

There is little real difficulty experienced in securing treatment for this type of case and practically all the known cases are receiving treatment or arrangements are being made to secure it.

Mental Health Clinics

Under the direction of Dr. Gundry of the Ontario Hospital staff of Brockville, Mental Health Clinics are being organized in the Unit area. Two clinics have been held at the Unit headquarters in Alexandria at which "problem cases" among school children and children of preschool age were examined and advice given regarding methods of training which will be of great benefit to these children. It is intended that the Alexandria Clinic will be a nucleus for expansion of this work throughout the Unit area. Efforts are being directed towards the development of a consultation service for mental cases for the medical profession throughout the area, in addition to the "follow-up" work in connection with mentally maladjusted school children.

Meetings

The Supervisor of Nursing addressed ten Women's Institute groups and gave a talk on "Health in the School" at the Annual Teachers' Institute meeting at Alexandria, followed by a demonstration of "A Hand Washing Set-Up for Rural Schools." Follow-up has shown that to date at least eight schools have adopted this method.

The Medical Director addressed the meeting of the Counties' Council of Dundas, Stormont and Glengarry in June, four other meetings of municipal councils and six meetings of Women's Institutes and Young Farmers' Clubs.

A well-attended meeting of representative people of Glengarry County was organized by the Advisory Health Committee of the Unit and held in Alexandria on November 19th. This meeting was addressed by His Excellency, the Bishop of Alexandria, and by Dr. Gordon Bates, Director of the Health League of Canada, and aroused considerable interest and enthusiasm.

Nursing Service

For the first four months of the year, the nursing staff was composed of a supervisor and seven staff nurses. In May, Miss Ora Lefler returned following a leave of absence and for the balance of the year, the full staff of eight nurses was maintained.

In October, Miss M. A. Rutherford, nurse in the Alexandria district, was given a year's leave of absence to go to the Ontario Society for Crippled Children, and Miss Jean Aikenhead, a graduate of Victoria Hospital, London, and the School of Public Health Nursing of Western University, received a temporary appointment to fill her place. Miss Aikenhead reported for duty on November 1st.

This year, as in 1936, a graduate student from the School of Nursing, University of Toronto, was given a month's field work in the Unit. This experience has proved as valuable to the nurse to whom she was assigned as we hope it has been to the student.

In October, three nurses assisted for the period of a week with the yearly physical examination of Normal School students, two in Ottawa and one in Toronto. Also a nurse was loaned for one week to assist with a Provincial Chest Clinic held in Carleton Place in November.

A Refresher Course on Tuberculosis held in May and sponsored by the School of Nursing, University of Toronto, was attended by one nurse from the

staff, while a second nurse attended a similar course on Orthopaedic Nursing in November. These courses are fully reported at staff meetings, three of which have been held this year. However, it would seem to be desirable to have such courses made available to a larger number of the staff, since the contacts made and the stimulating effect of meeting other workers are much needed by those working in a more or less isolated rural area.

The nurses made 7,506 strictly nursing visits, which included 337 bedside care visits, the latter being in most instances for the demonstration of maternal and infant care and at the request of physicians for treatment and care of acutely ill patients. In addition, 1,445 visits were made for special activities such as chest and immunization clinics, while 1,815 visits were made in the interest of the work in general. The nurses have tried to distribute their time evenly over the different phases of the work, but medical, and consequently nursing supervision of antepartum and postpartum cases still remains disappointing.

Classes in Home Hygiene and Care of the Sick were organized in three centres. Five groups covered the complete course, one group finished a course began last year. A total of 38 sessions were held, the average attendance being 23.

A visit from Dr. McIntosh, of the Rockefeller Foundation in June, was enjoyed and appreciated. One result has been an appreciation by the nurses of the need for having those who can afford to pay report to their family physicians for immunization against communicable disease. As an indirect result of this, in a vaccination campaign in one district, 1,026 school children were immunized by their family physicians.

The following Table is a summary of the nursing activities for the past year. The "assistants" mentioned therein refer to two graduate nurses employed by the Town of Hawkesbury to assist during the influenza epidemic in January and February, for the period of one week each.

TABLE XII.
SUMMARY OF NURSING ACTIVITIES FOR THE YEAR 1937

	VISITS										CLINICS						SCHOOLS				Nursing Classes				
	Health Supervision		Maternity		Tuberculosis	In Bed	Morbidity	Special Activities	Bedside Total	Total	Diph. Toxoid	Scarlet Fever	Smallpox	Chest Clinic (Days)	Child Health		No. Exam.	No. Classrooms	No. Inspected	No. S. P. I.	Quick Insp.	No.	Aggregate Attendance	Meetings	
	82	29	New Born	22											1	30									408
Miss Aikenhead (1)	138	59	15	25	38	226	498	(95)	999	150	947	4 1/2	19	131	26	212	200	234	642	962	11	374	1	8	
Miss Bechard	460	115	50	95	49	317	485	(67)	1571	385	947	4 1/2	1	12	47	533	692	533	692	1090	11	374	5	8	
Miss Dancause																									
Miss Hally	630	26	...	88	16	185	408	(26)	1353	133	...	5	5	37	53	62	1485	62	1485	2044	9	9
Miss Laffer (2)	563	22	3	46	18	7	290	(3)	949	3	13	16	269	423	237	655	1976	8	8
Miss Lunn	810	60	25	54	5	35	244	(41)	1233	443	...	2	8	102	42	237	655	237	655	1976	10	10
Miss Osborne	390	15	18	78	58	1	352	...	912	1197	831	29	502	288	29	502	928	11	11
Miss Rutherford (3)	347	84	28	175	54	135	506	(75)	1329	7	946	11	10	140	36	127	740	127	740	1559	22	422	11	11	
Miss Wheeler	767	54	14	183	110	397	414	(22)	1939	7	574	196	8 1/2	9	113	55	246	1182	246	1520	5	66	8	8	
Assistants	...	6	7	154	...	(8)	167	
Student	64	16	7	17	...	2	33	...	139	5	...	84	1	
Total	4251	486	178	783	348	1460	3260	(337)	10766	2509	1405	3062	36	57	569	323	1941	6248	10702	38	862	70	70	70	

(1) November-December, 1937. (2) May to December, 1937. (3) January to October, 1937.

SANITARY ENGINEERING ACTIVITIES DURING 1937

G. A. H. BURN, *Sanitary Engineer.*

Sanitary engineering activities in the Health Unit area during the past year were conducted along routine lines. They embraced such matters as water supplies, sewage disposal, school sanitation, milk supplies and miscellaneous investigations.

Water Supplies

With the opening of the St. Lawrence Sanatorium, another community water supply was added to the list of supplies in the area. The water supply for this institution is secured from the St. Lawrence River. Treatment includes chlorination by means of an Eau-Claire chlorinator which applies a hypochlorite solution to the pump suction and filtration through pressure mechanical filters. The institution was officially opened on September 15, 1937, and three visits were made in connection with the proper adjustment of the chlorine dosage.

Four routine chlorination inspections were made of each of the following municipal supplies—Alexandria, Cornwall Township, Hawkesbury and Rockland. During the course of highway construction on Highway No. 34, a gravel washing plant was operated on the north bank of the Delisle River, a short distance above the Alexandria waterworks plant. In order to protect the Alexandria plant against excessive turbidity, the effluent from the gravel washing machine was treated with alum and passed through open settling basins before being discharged into the river. This installation required considerable supervision. Special visits were made to Cornwall in December in connection with adverse water reports and to Hawkesbury in connection with alterations at the waterworks pumping station and a cross-connection at the International Paper Company.

Five inspections were made of the spring-collecting area of the Alfred waterworks system and three of the Plantagenet area. Two additional visits were made to Plantagenet to discuss the operation of the gravity sand filter installed on this supply. There were no cases of typhoid or paratyphoid fever in the area attributed to the use of water from any of the community supplies.

Information was supplied to a number of individuals who enquired regarding the proper protection of private well supplies against surface contamination. There is urgent need for suitable departmental literature covering this problem.

Sewage Disposal

An investigation of the pollution of the St. Lawrence River in the vicinity of Cornwall from industries in this area was made. Reports were prepared covering the disposal of wash water from three cheese factories located in Lochiel, Lancaster and Finch Townships. At one factory recommendations made were complied with. Advice was given three individuals in Lochiel Township and one in Roxborough Township with respect to septic tank installations for private homes. Drainage problems in Alexandria (2), Casselman, South Plantagenet Township, North Plantagenet Township, (2), Hawkesbury (2), and Vankleek Hill were investigated and reported upon.

School Sanitation

At the Iona Academy, located in St. Raphael's, Charlottenburgh Township, the construction of a large septic tank and subsurface tile distribution

system to take care of the sewage from this institution was supervised. The water distribution system was also chlorinated to eliminate pollution which had apparently been introduced into the concrete storage reservoir.

A new two-roomed school of brick construction was erected at Riceville in South Plantagenet Township. This school is equipped with modern plumbing and a septic tank followed by subsurface tile distribution was installed to dispose of the sewage. Investigations of conditions existing at nine other schools in the area were made. These were located as follows: South Plantagenet Township, 1; Roxborough Township, 1; Charlottenburgh Township, 2; Maxville, 1; Lancaster Village, 1; and Lancaster Township, 3.

Milk Supplies

Complete investigations of the milk supplies of Alexandria, Plantagenet, Hawkesbury, Vankleek Hill and Alfred were made. Inspections were made of two pasteurizing plants and eighteen raw milk plants in these centres. The premises of thirty-eight additional small dealers were also inspected. Reports listing the various defects of these establishments were forwarded to the Provincial Department of Health for the consideration of the Milk Control Board.

Re-inspections of five pasteurizing plants and twelve raw milk plants serving the suburban area in Cornwall Township were made. The majority of these dealers were found to be remodelling their buildings and installing new equipment to comply with the regulations of the Milk Control Board.

The system of collection of milk samples in the various towns and villages in the area was continued. A total of 330 samples were secured from 122 distributors located in 17 centres. There are only seven pasteurizing plants located in the Unit area and it would appear unlikely that this number will be materially increased, unless compulsory pasteurization legislation is enacted. During 1937, a total of 69 samples of pasteurized milk were submitted from the area to the Branch Laboratory for bacterial examination. The logarithmic average of the standard plate counts was 34,000. Samples of raw milk to the number of 312 were similarly examined. The corresponding average for the raw milk samples was 56,000. The above summary includes samples submitted by local public health authorities as well as those secured by this division. It is apparent that with the closer supervision which will arise through the enforcement of the Regulations of the Milk Control Board, a marked improvement in the quality of both the raw and pasteurized milk marketed in the area should be possible.

Miscellaneous

On October 20th and 21st, 1937, the annual meet of the Eastern Counties' Plowmen's Association was held near the Village of Clarence Creek, in Clarence Township. An exhibit featuring matters of interest in the field or rural sanitation was maintained in this display and a considerable volume of public health literature both in French and English was distributed.

Distribution of Work

Summarizing all activities, the work done was spread over 22 of the 28 municipalities in the Unit area. Work instituted by the writer in connection with water and milk supplies embraced 17 municipalities. A total of 40 special problems of various natures were investigated at the request of the following:—Head Office, 7; private individuals, 11; other provincial government officials, 8; and local boards of health, 14. The requests from local boards of health were confined to 9 municipalities.

DIVISION OF TUBERCULOSIS PREVENTION

G. B. BRINK, M.B., *Director*

During the last twenty-five years there has been a decided change in the outlook on tuberculosis both among the general public and the medical profession.

The public no longer considers tuberculosis as an incurable disease. People are becoming aware of the fact that tuberculosis is a disease usually contracted within the home or at work due to close association with an infective person. They are demanding more thorough medical investigation of contacts, the potential cases of the future. Because of the moral and financial effects brought about by tuberculosis, the significant economic aspect of the problem is receiving more attention.

The family physician should always be the greatest factor in any scheme for the control of this disease. The impression that most of the anti-tuberculosis work has been taken from the general practitioner is not borne out by the fact that less than fifty per cent. of those dying from tuberculosis in Ontario in 1936 had received sanatorium treatment. The family physician is realizing more than ever that when his patient has been found to have tuberculous disease, his responsibility is not complete until the members of the family or other contacts have been examined and X-rayed in order to rule out possibility of undiscovered disease. Nevertheless, many general practitioners should have a better appreciation of the value of surgical procedures in the treatment of tuberculosis and make greater effort to bring about admission of their patients to sanatorium where surgical facilities are available.

The principles which should govern any tuberculosis measures in any country would appear to be:

- (a) Adequate facilities for diagnosis,
- (b) Adequate facilities for segregation and treatment of all those in need of such.

During this year two new Travelling clinics were organized; one is located at Fort William and will serve centres in the North-west part of the Province; the other has its headquarters in Timmins and will serve the mining centres in this district and visit towns north from Matheson to Hearst.

It is hoped that these Clinics will make possible more frequent visits to centres in the northern portion of the Province and in this way bring to light more cases with early disease than has been the experience in the past.

The number of examinations by the previously existing Travelling Clinics with headquarters in Toronto, Ottawa, Belleville and North Bay, has increased. The general activities of each of these Clinics are described separately.

The Department has been fortunate in securing the services of Dr. James W. Smith and Dr. Graham B. Lane. Each has had considerable experience in tuberculosis work. Dr. Smith is in charge of the Clinic working out of Fort William, and Dr. Lane is directing the work in the Timmins area.

Clinic Facilities in Ontario.

There are provided two types of clinics (a) permanent, and (b) travelling.

Permanent clinics are operated under Local Boards of Health, voluntary agencies, service clubs and sanatoria in the following centres:

Barrie	Haileybury	Niagara Falls	Sarnia
Brantford	Hamilton	Qakville	Simcoe
Brockville	Hespeler	Orillia	Stratford
Chatham	Ingersoll	Ottawa	Timmins
Collingwood	Kingston	Peterborough	Toronto
Galt	Kitchener	Port Colborne	Welland
Goderich	London	St. Catharines	Windsor
Guelph			Woodstock

DEPARTMENTAL TRAVELLING CLINICS

The central office clinic with headquarters in Toronto visits the following centres every eight months:

Oshawa	Warton	Tillsonburg	Brockville
Uxbridge	Southampton	Orangeville	Peterborough
Newmarket	Kincardine	Shelburne	Lindsay
Parry Sound	Lucknow	Chesley	Bobcaygeon
Midland	Wingham	Walkerton	Mount Forest
Penetanguishene	Amherstburg	Hanover	Drayton
Owen Sound	Leamington	Durham	Arthur
Meaford	Ridgetown	Palmerston	Fergus
Flesherton	St. Thomas	Listowel	

The clinic with headquarters in Ottawa visits the following centres, once every ten months:

Smith's Falls	Morrisburg	Casselman	Alexandria
Carleton Place	Kemptville	Chesterville	Hawkesbury
Perth	Winchester	Arnprior	Rockland
Almonte	Prescott	Plantagenet	Eganville
Finch			Renfrew

The clinic with headquarters in Belleville visits the following centres every six months:

Port Hope	Picton	Coehill	Brighton
Cobourg	Wellington	Deseronto	Colborne
Marmora	Campbellford	Napanee	Hastings
Stirling	Tweed	Gananoque	Frankford
Madoc	Bancroft		

Monthly clinics are also held in Belleville.

The clinic with headquarters in North Bay visits the following centres:

Sudbury, every 4 months.

Kirkland Lake, every 4 months.

The following centres are visited every 6 months:

Englehart	Desbarats	Thessalon	Blind River
Mattawa	Pembroke	Bruce Mines	Sault Ste. Marie
Burk's Falls	Sturgeon Falls	Huntsville	Gore Bay
Chapleau	Richard's Landing	Massey	Mindemoya

In addition, clinics are held in North Bay every month.

The clinic with headquarters in Timmins will, besides holding frequent clinics in Timmins, visit the following centres twice a year:

Matheson	Cochrane	Kapuskasing
Iroquois Falls	Smooth Rock Falls	Hearst

The clinic with headquarters in Fort William will visit the following centres every six months:

Schreiber	Kenora	Rainy River	Fort Frances
Dryden	Sioux Lookout	Emo	Nipigon
			Nakina

Treatment Facilities

During the year plans were completed for additions to the following sanatoria providing for a considerable increase in the number of beds:

Essex County Sanatorium.....	Windsor.....	40 beds
Queen Alexandra Sanatorium.....	London.....	80 beds
Freeport Sanatorium.....	Kitchener.....	40 beds
Mountain Sanatorium.....	Hamilton.....	80 beds
Toronto Hospital for Consumptives.....	Weston.....	100 beds
Fort William Sanatorium.....	Fort William.....	80 beds
Total.....		420 beds

SUMMARY OF TRAVELLING CLINIC WORK, 1930-1937

TABLE I.

Year	No. of Clinics Held	No. of Centres Visited	No. of Exams. Made	No. of Tuberculous Suspects	No. Non-Tuberculous Chest Conditions	No. of Tuberculous Cases Examined	No. of Active Cases	No. of Inactive Cases	Percentage of Tuberculous cases Total Examinations
1930	22	22	1204	135	103	260	154	106	21.6
1931	28	21	1406	171	82	342	181	143	23.6
1932	28	28	2331	223	143	438	233	205	18.7
1933	26	26	2740	122	118	456	186	270	16.6
1934	38	38	3398	80	199	667	231	436	15.4
1935	31	31	4781	61	248	702	225	477	14.7
1936	113	97	8856	126	574	1367	478	889	15.4
1937	131	97	11134	159	769	1772	520	1252	15.

TABLE II.
CENTRAL CLINIC

Town	Month	No. Exams. Made	Tbc. not a Factor	Suspects	Non-Tbc. Chest Conditions	Tuberculosis				Active	Inactive	% Tbc.	Rec. for San.	New Cases Tbc. Found
						Childhood	Min.	Mod. Adv.	Adv.					
Uxbridge.....	Jan.	53	44	2	4	0	1	2	0	2	1	5.6	3	2
Newmarket.....	Jan.	36	25	2	2	1	3	1	2	2	5	19.4	2	0
Port Hope.....	Jan.	60	53	1	2	0	1	3	0	1	3	6.6	2	0
Cobourg.....	Jan.	76	59	1	4	0	2	8	2	5	7	15.8	5	1
Lindsay.....	Feb.	163	128	8	11	2	3	9	2	3	13	9.8	2	4
Ridgetown.....	Feb.	79	65	2	4	0	4	3	1	1	7	10.1	2	2
St. Thomas.....	Feb.	98	80	3	7	1	3	2	2	2	6	8.1	1	2
Amherstburg.....	Mar.	45	32	2	4	4	1	2	0	1	6	15.5	1	0
Leamington.....	Mar.	103	86	0	4	1	6	4	2	5	8	12.6	5	3
Owen Sound.....	Mar.	77	56	2	4	3	3	8	1	2	13	19.5	2	2
Chesley.....	Mar.	71	48	7	5	5	4	2	0	3	8	15.4	3	3
Walkerton.....	Apr.	34	23	0	6	0	3	0	2	3	2	14.7	4	1
Palmerston.....	Apr.	74	60	2	5	0	4	3	0	1	6	10.9	1	2
Listowel.....	Apr.	51	41	0	4	1	2	3	0	1	5	11.7	1	0
Cornwall.....	Apr.	379	300	11	11	7	32	15	3	17	40	15.0	20	15
Brockville.....	May	132	89	6	8	4	12	10	3	13	16	19.0	14	9
Tillsonburg.....	May	61	40	5	6	1	5	3	1	1	9	16.4	1	1
Flesherton.....	June	36	24	0	3	3	0	4	2	2	7	25.0	3	2
Meaford.....	June	70	60	1	3	0	2	1	3	3	3	8.6	3	2
Midland.....	June	126	98	1	6	2	9	6	4	9	12	16.6	9	8
Penetang.....	June	46	35	0	7	0	2	2	0	0	4	8.7	0	1
Warton.....	June	36	21	2	6	0	2	5	0	3	4	19.4	5	5
Southampton.....	June	11	8	1	1	0	1	0	0	0	1	9.9	0	0
Kincardine.....	June	46	29	0	7	1	7	1	1	1	9	21.8	2	4
Lucknow.....	July	35	26	0	1	0	3	3	2	1	7	22.8	3	2
Wingham.....	July	40	28	3	5	0	0	3	1	0	4	10.0	1	2
Parry Sound.....	Aug.	37	25	0	2	4	3	3	0	1	9	29.9	1	3
Sioux Lookout.....	Aug.	85	60	0	3	5	4	4	0	3	10	15.4	3	5
Dryden.....	Aug.	33	22	0	2	0	3	6	0	1	8	27.2	1	0
Kenora.....	Aug.	100	74	1	5	2	7	7	4	6	14	20.0	5	2
Emo.....	Aug.	22	15	0	0	1	1	4	1	0	7	31.8	0	1
Rainy River.....	Aug.	28	19	0	3	1	0	3	2	2	4	21.4	2	0
Fort Frances.....	Aug.	56	44	2	1	0	2	6	1	3	6	16.0	2	2
Schrieber.....	Aug.	23	13	0	3	1	3	1	2	0	7	30.4	0	0
Chapleau.....	Aug.	68	59	0	2	1	1	2	0	1	3	6.1	0	2
Biscotasing.....	Sept.	85	83	0	1	0	0	0	1	0	1	1.2	0	0
Lindsay.....	Oct.	95	71	0	12	0	3	8	1	3	9	12.6	3	1
Bobcaygeon.....	Oct.	38	27	1	5	0	4	1	0	0	5	13.1	0	2
Peterboro.....	Nov.	251	214	2	5	11	10	4	5	7	23	11.55	5	11
Oshawa.....	Nov.	240	175	7	15	5	19	12	7	7	36	17.9	7	9
Brockville.....	Dec.	114	87	1	11	0	8	7	0	1	14	13.1	1	2
Owen Sound.....	Dec.	121	88	6	4	4	7	10	2	3	20	19.0	4	4
Totals.....		3,431	2,643	82	204	71	190	181	60	120	381	14.6	128	117

TABLE IIa
OTTAWA CENTRE

Town	1937	Month	No. Exams. Made	Tbc. not a Factor	Suspects	Non-Tbc. Chest Conditions	Tuberculosis				Active	Inactive	% Tbc.	Rec. for San.	New Cases Tbc. Found
							Childhood	Min.	Mod. Adv.	Adv.					
Kemptville.....	Jan.	32	19	1	0	2	8	1	1	1	11	37.50	1	1	
Alexandria.....	Jan.	61	33	1	1	0	16	5	5	7	19	42.62	3	5	
Arnprior.....	Feb.	56	45	0	1	1	4	5	0	4	6	17.86	1	2	
Prescott.....	Feb.	85	65	0	6	1	6	4	3	4	10	16.47	4	1	
Almonte.....	Mar.	51	42	0	3	0	6	0	0	3	3	11.97	1	2	
Winchester.....	Mar.	59	49	0	1	2	2	3	2	0	9	10.53	1	0	
Morrisburg.....	Mar.	35	28	0	1	1	3	1	1	0	6	21.43	0	0	
Hawkesbury.....	Apr.	232	178	1	9	2	25	12	5	6	38	18.97	6	5	
Plantagenet.....	May	80	58	3	3	0	8	8	0	4	12	20.00	4	5	
Alexandria.....	May														
	June	286	212	3	10	2	29	19	11	13	48	21.33	17	4	
Rockland.....	Aug.	83	64	1	4	0	8	5	1	6	8	16.87	6	1	
Casselton.....	Aug.	101	82	0	2	4	8	5	0	5	12	16.80	4	6	
Renfrew.....	Sept.	58	42	0	1	0	9	3	3	3	12	38.66	2	4	
Pembroke.....	Oct.	112	83	1	6	0	14	6	2	7	15	19.54	6	3	
Smith's Falls.....	Nov.	124	97	3	3	1	12	7	1	2	19	16.93	1	3	
Eganville.....	Nov.	57	43	1	3	0	5	2	3	4	6	17.54	5	3	
Carleton Place.....	Nov.														
	Dec.	234	166	7	25	4	21	8	3	12	24	15.38	11	17	
Perth.....	Dec.	98	80	3	2	2	7	2	2	7	6	13.26	5	6	
Ottawa.....	(1)	89	56	1	5	1	13	9	4	12	15	30.33	10	5	
	(2)	77	42	1	5	2	13	9	5	14	15	37.66	12	5	
		2,010	1,484	27	91	25	217	114	52	114	294	20.29	100	78	
Findlays' Carleton Place	Apr.	250					408								

TABLE IIb.
BELLEVILLE CENTRE

Town	Month	No. Exams. Made	Tbc. not a Factor	Suspects	Non-Tbc. Chest Conditions	Tuberculosis				Active	Inactive	% Tbc.	Rec. for San.	New Cases Tbc. Found
						Childhood	Min.	Mod. Adv.	Adv.					
Belleville.....	Jan.	59	37	1	6	0	5	8	2	8	7	25.4	7	8
Wellington.....	Jan.	40	33	1	1	0	1	3	1	1	4	12.5	1	3
Picton.....	Feb.	71	51	0	13	0	3	3	1	1	6	9.9	1	1
Belleville.....	Feb.	58	43	1	5	0	5	3	1	4	5	15.8	3	4
Deseronto.....	Feb.	23	17	0	4	0	1	1	0	1	1	9.0	1	0
Napanee.....	Mar.	33	24	2	0	0	2	5	0	3	4	21.2	1	0
Belleville.....	Mar.	73	55	1	5	1	5	6	0	5	7	16.6	2	5
Frankford.....	Mar.	67	46	5	5	6	3	2	0	6	5	16.4	5	6
Colborne.....	Apr.	12	10	0	1	0	0	0	1	1	0	10.0	1	0
Campbellford.....	Apr.	59	48	2	2	2	2	0	3	6	1	12.0	4	4
Belleville.....	Apr.	62	49	2	5	0	1	3	2	3	3	9.6	1	1
Hastings.....	May	57	44	1	4	1	2	5	0	2	6	14.0	1	4
Belleville.....	May	62	42	0	6	0	8	3	3	6	8	22.6	4	6
Gananoque.....	May	42	29	0	6	0	4	2	1	3	4	16.6	1	2
Bancroft.....	June	66	53	0	9	0	3	0	1	1	3	6.0	2	2
Tweed.....	Aug.	64	53	2	6	0	3	0	0	2	1	4.7	2	3
Belleville.....	June	149	112	2	19	1	5	8	2	10	6	10.8	7	13
Belleville.....	Aug.	102	61	1	20	1	8	9	2	2	18	19.6	1	4
Madoc.....	Aug.	82	70	1	6	0	2	1	2	2	3	6.1	2	3
Wellington.....	Sept.	37	25	0	5	0	4	2	1	1	6	19.0	1	1
Haliburton.....	Sept.	52	44	1	3	0	2	2	0	0	4	7.7	0	2
Belleville.....	Sept.	63	47	2	5	3	4	2	0	3	6	14.3	1	3
Belleville.....	Oct.	81	59	2	7	2	4	5	2	5	8	16.0	5	6
Stirling.....	Oct.	33	24	0	2	0	4	2	1	1	6	21.2	2	0
Marmora.....	Nov.	67	50	2	1	0	9	3	2	4	10	20.9	3	3
Trenton.....	Nov.	26	21	0	2	0	2	1	0	0	3	11.5	0	1
Brighton.....	Nov.	26	14	2	4	0	3	2	1	2	4	23.1	1	4
Belleville.....	Nov.	24	19	0	0	0	2	1	2	2	3	20.8	2	2
Picton.....	Dec.	69	48	2	9	1	4	4	1	1	9	14.5	0	1
Belleville.....	Dec.	107	83	3	4	3	6	5	3	7	10	15.9	4	8
Totals.....		1,767	1,311	36	165	21	107	91	35	93	161	13.5	66	100

254

In addition to the above clinic work, a total of 247 pneumothorax refills were given at the Belleville Centre. This is an increase of 174.0% over last year.

TABLE IIc.
NORTH BAY CENTRE

Town	1937	Month	No. Exams. Made	Tbc. not a Factor	Suspects	Non-Tbc. Chest Conditions	Tuberculosis				Active	Inactive	% Tbc.	Rec. for San.	New Cases Tbc. Found
							Childhood	Min.	Mod. Adv.	Adv.					
North Bay City	*		477	341	3	59	6	34	17	17	28	46	15.5	17	20
Kirkland Lake	Jan.		337	258	2	17	6	27	22	5	15	45	17.8	11	10
Sturgeon Falls	Feb.		58	49	0	7	0	1	1	0	0	2	3.4	0	0
Iroquois Falls	Feb.		47	40	0	0	0	4	1	2	0	7	14.9	0	2
Kapuskasing	Feb.		44	27	0	5	4	2	3	3	3	9	27.3	3	4
Englehart	Mar.		55	46	0	7	0	1	1	0	0	2	3.6	0	1
Cochrane	Mar.		78	63	0	3	3	3	1	5	5	7	15.4	4	1
Mattawa	Mar.		39	21	0	4	2	5	3	4	6	8	35.9	4	3
Sudbury	Apr.		232	161	2	26	2	21	8	12	22	21	18.5	13	15
Thessalon	Apr.		37	28	0	6	0	2	0	1	1	2	8.1	0	1
Blind River	Apr.		74	63	0	4	1	3	3	0	3	4	9.5	2	3
Sault Ste. Marie	May		162	126	0	15	0	10	3	8	4	17	13.0	3	4
Kirkland Lake	May		184	148	0	7	3	17	6	3	10	19	15.8	6	4
Richard's Land	June		30	23	0	1	0	4	0	2	1	5	20.0	1	1
Bruce Mines	June		24	15	0	3	0	2	1	3	2	4	25.0	1	1
Espanola	June		41	31	0	4	1	1	4	0	2	4	14.6	2	2
Wanup	June		51	45	4	0	2	0	0	0	0	2	3.9	0	2
Huntsville	June		52	43	0	5	1	2	1	0	0	4	7.7	0	1
Burks' Falls	June		33	26	0	2	0	3	1	1	4	1	15.1	2	4
Smooth Rock Fls	July		16	12	0	2	0	2	0	0	1	1	12.5	1	2
Hearst	July		102	77	0	10	4	7	2	2	5	10	14.7	7	5
Kapuskasing	July		56	37	0	5	1	7	3	3	1	13	25.0	1	5
Little Current	July		87	75	0	1	1	6	1	3	7	4	12.6	3	4
Gore Bay	July		36	32	0	1	0	0	0	3	2	1	8.3	2	0
Mindemoya	July		24	19	0	2	1	0	2	0	1	2	12.5	1	2
Sturgeon Falls	Aug.		38	34	0	0	0	2	2	0	0	4	10.5	0	1
Verner	Aug.		75	69	0	2	2	1	0	1	2	2	5.3	1	2
Sudbury	Aug.		289	233	0	19	4	21	9	3	13	24	12.1	8	15
Cochrane	Sept.		81	69	0	3	2	2	5	0	3	6	11.1	2	1
Iroquois Falls	Sept.		46	40	0	4	0	0	0	2	0	2	5.0	1	0
Timmins	Sept.		167	124	2	6	14	15	4	2	11	24	21.0	3	6
Kirkland Lake	Oct.		182	137	0	7	4	17	13	4	6	32	20.9	6	7
Englehart	Oct.		49	40	0	6	1	1	1	0	0	3	6.1	0	1
Bruce Mines	Oct.		24	14	0	3	1	2	2	2	1	6	29.2	1	0
Thessalon	Oct.		24	15	0	2	0	5	0	2	1	6	29.2	1	1
Blind River	Oct.		55	35	0	13	1	4	2	0	1	6	12.7	1	0
Massey	Oct.		13	11	0	0	1	1	0	0	1	1	15.4	1	0
Sault Ste. Marie	Nov.		144	102	0	16	2	9	11	4	9	17	18.0	4	3
Mattawa	Nov.		46	35	0	2	1	3	1	4	6	3	19.6	3	2
Sudbury	Dec.		318	232	1	30	4	24	17	10	16	39	17.3	12	10
Totals			3,927	2,996	14	309	75	271	151	111	193	415	15.4	128	146

608

* Total number of examinations, January-December.

TABLE III.
 CASES RECOMMENDED FOR SANATORIUM TREATMENT
 ALL CENTRES—1937

Totals	Clinics	Susp.	TUBERCULOSIS						OTHER CHEST CONDITIONS						
			Child-Hood		Min.		Mod. Adv.		Adv.		Pleur. with Eff.	Silicosis with T. Bc.	Atelectasis	Hydro Pneumothorax	Spont. Pneumothorax
			A	I	A	I	A	I	A	I					
129	Central	3	2	35	3	40	5	34	1	1	3	1	1
100	Ottawa	1	3	1	21	3	31	5	31	4
66	Belleville	..	8	21	1	14	20	1	1
128	North Bay	..	6	30	32	2	53	3	2
423	4	19	1	107	7	117	12	138	8	4	3	1	1	1

A—Active. I—Inactive.

There were 441 cases of tuberculous disease discovered; these were not known to be tuberculous before their examination at the clinics, as far as could be judged from their history.

Of these, 117 were examined by the Central Clinic, 78 by the Ottawa Clinic, 100 by the Belleville Clinic and 146 by the North Bay Clinic.

Their classification is as follows:

TABLE IV.
CLASSIFICATION NEWLY DISCOVERED CASES
ALL CLINICS

Age Group	Cont.	Sex	Childhood		Minimal		Mod. Adv.		Advanced	
			Act.	Inact.	Act.	Inact.	Act.	Inact.	Act.	Inact.
0 to 9	+	M	8	5	3		1			
		F	11	11	3	1			1	
	—	M		2						
		F								
10 to 19	+	M	6	9	9	3	3	1		
		F	3	4	14	5			3	
	—	M	2	2	1		1		2	
		F		3	3		6			
20 to 29	+	M			5	7	1	1	4	
		F		2	23	12	7	4	4	
	—	M		2	11		2		4	
		F		1	7	5	8		6	
30 to 39	+	M			2	6	1	1	1	
		F			8	11	2		2	
	—	M			1	4	5	2	2	
		F		1	3	4	5		1	
40 to 49	+	M			4	4		2		
		F				10		2		
	—	M			1	7	2	3	2	
		F		1	4	4	1	1	2	
50 and up	+	M			3	10	1	6	3	
		F			1	6	4		4	
	—	M			2	10	3	4	7	1
		F			2	6	5	5	4	
Totals.....			30	43	110	115	58	32	52	1

Total.....441

TABLE V.
 REASONS FOR NEWLY DISCOVERED CASES BEING REFERRED TO THE
 CLINIC
 ALL CLINICS

Totals	Contact	Childhood		Minimal		Mod. Adv.		Advanced	
		Act.	Inact.	Act.	Inact.	Act.	Inact.	Act.	Inact.
275	Positive	27 Contact	28 Contact	44 Contact	53 Contact	7 Contact	9 Contact	1 Contact	
		7 Suspect	1 Suspect	30 Suspect	25 Suspect	15 Suspect	9 Suspect	19 Suspect	
166	Negative	2 Suspect	12 Suspect	33 Suspect	38 Suspect	36 Suspect	14 Suspect	30 Suspect	1 Suspect

TABLE VI.
RECORD OF CHANGES IN DIAGNOSIS—ALL CLINICS

		DIAGNOSIS IN 1937												Chronic Bronchitis							
		No. Change 1993		No. Disease		Suspect		Childhood		Min.		Mod. Adv.				Adv.		Thck. Pl.	Pl. Effn.	Asthma	Bronch- tasis
No. Disease	Suspect	A	I	A	I	A	I	A	I	A	I	A	I	A	I	A	I				
																		No. Disease	26		5
Suspect	39			7	5	1	1														
Childhood	3	A	8																		
	5	I		3	1	1															
Min.	7	A	1																		
	16	I	1				1														
	303	I	13				63	8	1	1										1	
Mod. Adv.	21	A																			
	214	I	1				5	1	40	4	1								1		
	50	A					3	9	3	1											
	47	I					1		5	22											
Thck. Pl.	60						3														
Pl. Effn.	13						2													1	
Other Conditions	127																				

DIAGNOSIS ON PREVIOUS EXAMINATION

225 or 51% of these cases were discovered in the minimal stage. This percentage would be a little higher if only the cases of adult disease were used as a basis—viz. 61.1%.

It was found by carefully checking the histories of these patients that 275 or 62.3% gave a history of definite contact with a tuberculous person. Of these 169 (61.0% of those with history of contact or 38.3% of the total) gave no history of symptoms referable to the chest and were referred solely on account of contact.

Of the 275 cases discovered in the contact group, 152 or 55.2% were in the minimal stage.

These tables demonstrate the value of the examination of those who have been in contact with tuberculosis even though they appear in perfect health.

From this table it is seen that:—

- (a) Only 45 (2.1%) out of 2075 showing no disease on previous examination developed definite disease.
- (b) Of the 623 cases of inactive adult diseases (all stages) only 34 (5.4%) had become reactivated.
- (c) 14 (21.2%) out of 66 suspects developed definite disease.
- (d) Only 6 (6.0%) out of 100 cases of childhood infection developed adult type of disease.
- (e) 63 (63.0%) of the 100 minimal active cases became inactive while only 10 (10.0%) had progressed to a further stage of disease.
- (f) 40 (52.6%) of the 76 moderately advanced active cases became inactive.

TABLE VII.
TUBERCULOUS DISEASE IN RELATION TO CONTACT, AGE AND SEX
(ALL CLINICS)

Age Group	Contact	Sex	No. of Exams.	No. Showing Disease	% Showing Disease	
0 to 4	+	M	119	15	9.6	
		F	161	12 27		
				29	7.4	
		—	M	44	1	1.7
F	68		1 2			
5 to 9	+	M	382	31	10.1	
		F	380	46 77		
				85	7.3	
		—	M	202	3	1.9
F	201		5 8			
10 to 14	+	M	477	49	10.0	
		F	508	50 99		
				123	8.4	
		—	M	227	13	5.0
F	251		11 24			
15 to 19	+	M	398	43	12.8	
		F	471	69 112		
				142	10.0	
		—	M	268	12	5.4
F	279		28 30			
20 to 24	+	M	272	52	19.2	
		F	492	95 147		
				235	16.7	
		—	M	266	31	13.7
F	372		57 88			
25 to 29	+	M	215	37	21.5	
		F	441	104 141		
				270	21.1	
		—	M	255	41	15.0
F	367		88 14			
30 to 34	+	M	167	23	17.4	
		F	411	78 101		
				195	17.9	
		—	M	250	58	18.5
F	258		46 94			
35 to 39	+	M	129	21	22.3	
		F	247	63 84		
				181	22.7	
		—	M	231	58	23.0
F	190		39 97			
40 to 44	+	M	86	22	21.6	
		F	173	34 56		
				138	23.5	
		—	M	189	54	24.1
F	137		28 82			
45 to 49	+	M	246	83	27.5	
		F	310	70 153		
				360	28.1	
		—	M	454	129	28.6
F	269		78 207			

This table refers to examinations and NOT to individuals. For this reason, the percentages of individuals showing disease is somewhat less than the figures given in Column 6, since many cases found to be tuberculous were examined two or more times.

TUBERCULIN TESTING AND X-RAYING OF NURSES EMPLOYED IN HOMES FOR INCURABLES, PUBLIC HOSPITALS AND SANATORIA

In accordance with the Regulations which were issued in 1935 regarding the above, returns were asked for covering the period February, 1936, to February 1st, 1937.

In respect to the student nurses, satisfactory returns were made by 76 General Hospitals, 2 Sanatoria and 1 Home for Incurables. This represents nearly 100% of the nurses-in-training. The results are tabulated as follows:

TUBERCULIN-TESTING AND X-RAYING OF STUDENT NURSES

Number of Reports	Class of Hospital	No. Reported	No. Tested	Pos. Reactors	% Pos. Reactors	Neg. Reactors	% Neg. Reactors	No. X-Rayed	Old Cases Disease	New Cases Disease	% Total
76	General.....	4031	4023	1794	44.5	2208	54.8	1995	8	24	.8
2	Sanatoria.....	75	75	74	98.7	1	1.3	72	5	2	.9
1	Incurables.....	64	64	45	70.3	19	29.7	44	0	0	.0
79	Total.....	4170	4162	1913	45.9	2228	53.5	2111	13	26	.94

STUDENT NURSES—CLASSIFICATION OF DISEASE

Primary Infection Act.	Minimal Act.	Mod. Adv. Act.	Inact. Act.	Advanced Inact.	Pl. with Effusion	Suspects	On Duty		Disposal		At Home
							In San	Not Stated	In San	Not Stated	
.....	15	6	4	2	1	8	3 new	6	1	14 new	
.....	New	New	New	Old	New	New	7 Old	New	New	1 Pl.	
.....	2 Susp.	Susp.	Susp.	with Eff.	
.....	3 Susp.	

The percentage of tuberculous disease present in this group, .94%, is much lower than that reported in other surveys of student nurses; if only newly discovered cases are taken into account the percentage of disease was only .62%

The reports on the graduate nurses were not quite so complete, as some of the smaller hospitals, employing only graduates, have no X-ray equipment of their own. Satisfactory returns were received from 111 out of 117 General Hospitals, all the Sanatoria and 5 of the 7 Homes for Incurables. The results are tabulated as follows:

TUBERCULIN TESTING AND X-RAYING OF GRADUATE NURSES

No. of Reports	Class of Hospital	No. Reported	No. Tested	No. Reactors	% Positive	Neg. Reactors	% Negative	No. X-Rayed	Old Cases Disease	New Cases Disease	% Total
111	General.....	1748	1691	1230	72.7	461	27.3	1258	7	12	1.1
3	Sanatoria.....	340	312	291	93.2	21	.8	328	5	5	2.9
5	Homes for Incurables.....	190	170	125	73.5	45	26.5	125	0	1	.6
119	Totals.....	2278	2173	1646	75.7	527	24.3	1711	12	18	1.3

GRADUATE NURSES—CLASSIFICATION OF DISEASE

Primary Infection Act.	Minimal Inact.		Mod. Adv. Inact.		Advanced Inact.		Thick. Pleura	Pl. with Effusion	Suspects	On Duty		Disposal	
	Act.	Inact.	Act.	Inact.	Act.	Inact.				At Home	In San.		
1	7	5	1	6	4	1	2	1	5	14	14	2	2
New	New	New	New	New	Old	New	New	New	New	Old	Old	New	New
			10	1	5	5	1	1
			Old	Old						2	2	1	1
										1	1	Pl. & Eff.	Pl. & Eff.

The percentage of disease recorded, viz. 1.3%, is reduced to .80% when only the newly discovered cases are taken as a basis of reckoning.

The value of the Regulations passed in 1935 is very well shown by the fact that 20 nurses have been admitted to sanatoria while 22 were put upon some form of treatment in their homes as a result of the survey, in 1936.

ASSISTANCE IN EXAMINING OF STUDENTS IN NORMAL SCHOOLS AND COLLEGE OF EDUCATION

For the third time the Division co-operated with the Department of Education in tuberculin testing and X-raying the above students.

The findings are given in the following table:

	No. Tested	Pos.	% Pos.	No. Showing Disease
Normal Schools.....	1059	289	27.2	6 minimal.
College of Education....	277	111	40.1	none.

PATIENTS DYING OF TUBERCULOSIS IN 1936 WHO HAD RECEIVED SANATORIUM TREATMENT WITHIN FIVE YEARS PRIOR TO DEATH

It was possible to check 1208 deaths among whites and 107 deaths among Indians, with the sanatorium admissions for the five years prior to death. Only 6 of the Indians had ever been in sanatorium. The records in regard to the white population is as follows:

COUNTIES (including Cities)

	No of Deaths	No. in San.	Percentage
Haliburton.....	1	1	100.0
Peel.....	4	3	75.0
Welland.....	28	20	71.4
Carleton.....	45	32	71.1
Wentworth.....	59	43	69.3
Essex.....	39	26	66.6
Lincoln.....	14	9	64.2
York.....	340	218	64.1
Kent.....	25	16	64.0
Frontenac.....	24	15	62.5
Lennox and Addington.....	5	3	60.0
Bruce.....	10	6	60.0
Brant.....	12	7	58.3
Elgin.....	14	8	57.1
Middlesex.....	40	22	55.0
Ontario.....	20	11	55.0
Oxford.....	11	6	55.0
Hastings.....	12	6	50.0
Huron.....	8	4	50.0
Waterloo.....	25	12	48.0
Wellington.....	17	8	47.0
Renfrew.....	13	6	46.1
Halton.....	7	3	42.8
Perth.....	7	3	42.8
Haldimand.....	5	2	40.0
Simcoe.....	33	13	39.4
Norfolk.....	6	2	33.3
Peterboro.....	16	5	31.2
Grey.....	13	4	30.7
Durham and Northumberland....	14	4	28.6
Lambton.....	23	6	26.1
Dundas.....	4	1	25.0
Stormont.....	21	5	23.8
Leeds.....	17	4	23.4
Russell.....	13	3	23.0
Lanark.....	9	2	22.2
Victoria.....	9	2	22.2
Glengarry.....	14	3	21.4

COUNTIES (including Cities)—Continued

	No. of Deaths	No. in San.	Percentage
Prescott.....	16	2	13.1
Dufferin.....	1	0	0.0
Grenville.....	10	0	0.0
Prince Edward.....	1	0	0.0
Cochrane.....	41	28	68.3
Thunder Bay.....	36	21	58.3
Temiskaming.....	13	6	46.1
Parry Sound.....	13	6	46.1
Muskoka.....	9	4	44.4
Sudbury.....	30	13	43.3
Kenora.....	12	4	33.3
Algoma.....	26	8	30.8
Nipissing.....	15	4	26.6
Rainy River.....	5	0	0.0
Manitoulin.....	0	0	0.0

SECTION 1

THE NATURE AND EXTENT OF THE PRESENT PROBLEM IN
TUBERCULOSIS—GENERAL FACTS

In 1900 the death rate from tuberculosis in Ontario was 160 per 100,000 population. Since that time there has been a steady decline in mortality until in 1936 the lowest level in the history of the Province was reached at 36.0 per 100,000, or one quarter of that in 1900. Table I gives the deaths and death rates for the years 1900-1936, inclusive.

TABLE I.
MORTALITY FROM TUBERCULOSIS IN ONTARIO
1900-1936

Year	Deaths	Rate Per 100,000	Year	Deaths	Rate Per 100,000
1900	3484	160.1	1919	2215	77.7
1901	3243	148.6	1920	2280	78.8
1902	2694	121.5	1921	2083	71.0
1903	2723	120.9	1922	1979	66.4
1904	2877	125.8	1923	1989	65.7
1905	2667	114.9	1924	1923	59.5
1906	2911	123.6	1925	1842	59.4
1907	2530	105.9	1926	1835	58.3
1908	2511	103.6	1927	1803	56.6
1909	2380	96.8	1928	1832	56.7
1910	2291	91.9	1929	1703	52.1
1911	2353	93.1	1930	1791	54.1
1912	2250	87.6	1931	1728	50.4
1913	2294	87.9	1932	1604	46.2
1914	2340	88.3	1933	1465	41.6
1915	2466	91.7	1934	1337	37.4
1916	2559	93.7	1935	1303	36.2
1917	2460	88.8	1936	1327	36.0
1918	2518	89.6			

It is to be noted that a reduction of 14.4 per 100,000 has occurred since 1931, though little change (0.2) was recorded in 1936 over the rate in 1935. The whole decline in tuberculosis mortality has been strikingly dramatic but despite the fact that the seriousness of the problem has been greatly lessened, this disease still ranks as the chief public health problem. Even if the very minimum of five active cases for every death is allowed, it is apparent that tuberculosis is still producing a large volume of unnecessary illness and incapacity.

Despite the decline in recorded deaths, tuberculosis still ranks among the chief causes of mortality. It takes its principal toil at the most fruitful ages of life, 15-49 years. At these ages 60 per cent. of all tuberculosis deaths occur. Table II shows the part now being played by tuberculosis as a cause of death in Ontario.

TABLE II.

TUBERCULOSIS AS A CAUSE OF DEATH IN ONTARIO 1935

Age	Rank as a Cause of Death	% of Deaths Due to TBC.	% of All TBC Deaths
Under 1	Nineteenth.....	0.4	1.1
1- 4	Third.....	5.5	3.6
5-14	Fourth.....	8.6	5.4
15-19	Second.....	16.9	6.8
20-29	Second.....	19.2	20.3
30-39	Second.....	13.3	17.7
40-49	Fourth.....	7.8	15.7
50-59	Seventh.....	4.4	14.3
60-69	Ninth.....	1.9	8.8
70 and over	Fourteenth.....	0.6	6.3
All ages	Seventh.....	3.6	100.0

From infancy to ripe maturity the disease is prominent as a cause of invalidity and death on the one hand, and as a cause of disruption of many families on the other, with all the consequent social problems related thereto. Further, the disease is a source of terrific financial loss, not alone through loss of wages and costs of hospitalization but through the provision of Mother's Allowance needed for families where the breadwinner is invalided with tuberculosis.

Table II shows that tuberculosis kills more people at ages 15 to 39 years, than any other cause except accidents and violence.

The Extent of Tuberculosis Mortality as a Local Problem.

To further clarify the present problem in tuberculosis and to illustrate the fact that it is a question which vitally concerns every part of Ontario, rates of mortality have been computed separately for each county and district and for cities and separated towns as well as towns other than these, whose population is in excess of 5,000 persons.

From reports of the Registrar-General, giving the deaths from tuberculosis by place of residence, the following two tables have been prepared. These show the tuberculosis mortality rate for counties and districts (including and excluding cities and towns), and for cities and towns separately for the periods 1931-1933 and 1934-1936. These data effectively illustrate local variation in mortality from tuberculosis.

It is seen that of the counties and districts with the ten highest rates in 1931-1933, eight remained in the first ten in 1934-1936. Of the ten counties ranking highest in 1934-1936, five are in the Eastern area of the Province, namely, Glengarry, Prescott, Russell, Stormont and Grenville. There can be no doubt that the new sanatorium at Cornwall will go a long way toward improving the situation in these latter counties.

Of the cities and towns with the ten highest rates during 1931-1933 five still retained that position in 1934-1936. Of these, Cornwall, Eastview and Brockville are in the eastern portion of the Province.

The high rates in Timmins and Sudbury are apparently attributable in large measure to the hazards in industry, living conditions and the foreign constitution of the population.

The tremendous variation in the rates for counties and districts, as well as for cities and towns is striking. Undoubtedly a multiplicity of causes contribute to this situation, but the fact that some cities, towns and counties, for one reason or another, do not adequately hospitalize their tuberculous patients must be regarded as a significant factor.

Following are seven diagrams which illustrate the figures presented in the tables. The rates in the districts are markedly influenced by Indian deaths, but it was not possible to eliminate these from the calculations.

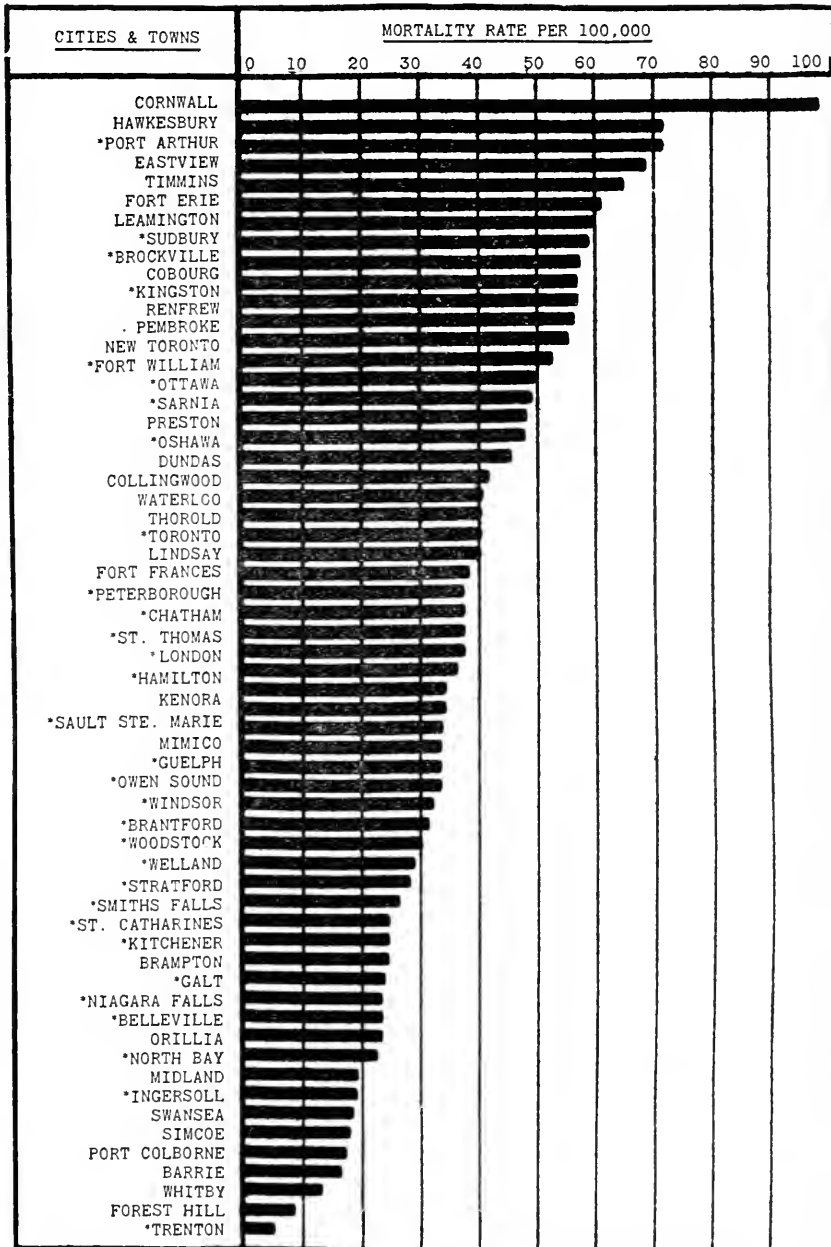
Summary of Changes in Mortality in Counties and Districts.

The following is a summary of changes in recorded mortality in the years 1934-1936, compared with 1931-1933:

Change	Counties	Districts
Increase	Lennox and Addington, Haliburton Lambton,	(3) Parry Sound, (1)
No Change	Huron, Perth, Oxford, Norfolk, Haldimand, Halton, Peel, Dufferin, Victoria, Dundas, Leeds, Prescott,	(13) Kenora, Manitoulin, Algoma. (3)
Decrease	Wellington, Wentworth, Brant, Bruce, Kent, York, Ontario, Durham, Lincoln, Northumberland, Lanark, Middlesex, Frontenac, Renfrew, Carleton, Hastings, Grenville, Stormont, Russell, Glengarry.	(26) Cochrane, Rainy River, Thunder Bay, Sudbury, Temiskaming, Nipissing, Muskoka (7)

The rates in Algoma, Cochrane, Kenora, Manitoulin, Parry Sound and Rainy River are markedly influenced by Indian deaths.

RESIDENT TUBERCULOSIS MORTALITY RATES—CITIES & TOWNS †
ONTARIO 1934-36 (AVERAGE)



† 5000 POPULATION & OVER

* CITIES & SEPARATED TOWNS

Acknowledgment is made of the valuable assistance given by Dr. A. H. Sellers, Medical Statistician of the Department, in the preparation of the various tables and charts.

DIVISION OF LABORATORIES

A. L. MACNABB, B.V.Sc., *Director.*

The increase in the volume of work conducted by the Division of Laboratories during the year 1937, was 59,313 examinations. The Central Laboratory and six of the Branch Laboratories contributed towards this increase. The Central Laboratory has had a most successful year due to the kindly consideration of the Honourable, The Minister, Deputy Minister and Chief Health Officer.

Considerable re-arrangement of the staff was necessary at the Central Laboratory. Due to the increasing requests for pneumococcus typing, the Central Laboratory has appointed additional staff. A special staff has been delegated for night duty during the week, on Sundays and holidays. Since the appointment of a night messenger, mail collections are made at the Central Post Office at 8.30 and 10.30 p.m. each evening. This enables our Laboratory worker, Mr. F. J. Murphy, to conduct pneumococcus typing on specimens received. In many instances a report is available the same evening. Physicians living in communities 100 miles distant, may mail specimens in the afternoon or evening. The typing result may be available the same night. This service also means physicians in rural communities will have a cultural report on throat swabs twenty-four hours earlier than previously.

The increase in the volume of work has created a heavy demand on our media and glassware preparation room. During the past year, 1,209 lots of liquid and solid medium, 131 batches of stains, and 48,172 plate culture media were prepared. I wish to express my hearty appreciation for the work conducted in this section.

In February last, we were greatly grieved by the passing of Doctor Edgar Bates, Provincial Pathologist. The late Dr. Bates' ability as a pathologist was well known and no further comment is necessary. Dr. Bates was a most conscientious, sincere worker and gave his best at all times. Dr. H. A. Ansley, Director of Laboratories, Department of Health and Welfare, St. Johns, Newfoundland, was appointed Provincial Pathologist on April 1st. During the interval elapsing between Dr. Bates' death and Dr. Ansley's appointment, Dr. Wm. Robinson, Associate Professor in Pathology, University of Toronto, kindly assumed the responsibility for this work. We wish to express our appreciation for Dr. Robinson's kindly co-operation.

On April first, a regulation relative to pathological tissue diagnosis was passed under the Public Hospitals Act. This regulation, on page seven of the Public Hospitals Act, reads as follows:

- (1) Any tissues or sections of tissues removed at operation or curettage shall be immediately set aside by the surgeon operating and shall be forwarded by the superintendent with a short history of the case and a statement of the findings at the operation to a laboratory approved by the Minister for examination, provided that any tooth, tonsil, frenum, hemorrhoid, finger, toe, hand, foot, arm or leg removed or amputated shall not be so forwarded unless the surgeon desires a special examination.

- (2) The pathological report received from the laboratory shall become part of the patient's case record.

The volume of work in tissue pathological diagnosis has shown a decided increase. Details will be outlined under the work carried out in this Division. Due to this increase, and recognizing in view of the value a local pathologist would be to the medical profession in a community, it is our desire to decentralize this work wherever possible. With that in mind, it was decided to train our officers in pathological tissue diagnosis, and to ultimately have this work conducted in at least some of our Branch Laboratories where a pathologist's services are not available.

A training programme was instituted in November last, Dr. James Bell, Director, Branch Laboratory, Fort William, was transferred to Toronto for training. Dr. A. E. Allin, who was appointed as Assistant Bacteriologist at the Central Laboratory in May, was transferred to the position, Acting Director of the Fort William Laboratory. Arrangements have been made, whereby officers in training, will receive additional training at the Banting Institute, and the Toronto General Hospital. It is our desire that the officers placed in our Branch Laboratories will have adequate training not only in pathology, but in bacteriology and serology.

During the past year, Doctor W. B. McClure, Bacteriologist at the Central Laboratory, obtained a travelling fellowship under the auspices of the Rockefeller Foundation, enabling him to visit the National Health Institute at Washington, John Hopkins University, Baltimore, and the University of Pennsylvania. At the latter institution, Dr. McClure received introductory training in mycology under Doctor F. D. Weidman.

During the latter part of July, the members of the Laboratory staff, especially the Central and London Laboratories, were called upon to serve many extra hours due to the extensive outbreak of Poliomyelitis infection. The increase in work necessitated additional staff. The Laboratory technicians at London, Whitby and Brockville, were temporarily transferred to the Central Laboratory. Both a day and a night messenger were added to the Central Laboratory staff. A medical interne was on duty each night from 5 p.m. to 11 p.m. and a second interne served from 11 p.m. to 8 a.m. each week day.

During the early part of the epidemic, until September 11th, serum preparation was conducted at the Central Laboratory each night under the supervision of Mr. A. D. McClure. After that date, the serum was prepared during the day, under the supervision of Dr. W. B. McClure. Four thousand, six hundred and sixty-eight (4,668) ampoules, each containing 25 c.c. of convalescent serum, were prepared at the Central Laboratory. During this time, members of the office and laboratory staff spent many hours over-time. Each and every member contributed their services willingly and freely. I therefore take this opportunity of thanking each and every member, both of the Central and Branch Laboratory staffs, who co-operated so heartily during this period.

The nature and scope of the work carried out in each section of the laboratory will be dealt with separately.

Table I demonstrates the volume of work conducted in each of the laboratories, also the nature of the examinations.

TABLE I.
ANNUAL REPORT

To the Deputy Minister of Health:

I have the honour to submit the following statement of the work of the Laboratories for the year of 1937:

ROUTINE PROCEDURES	NUMBER OF EXAMINATIONS								Total
	Toronto	London	Ottawa	Fort William	Kingston	North Bay	Peterboro	Sault Ste. Marie	
Type of Specimen									
BACTERIOLOGY:									
Diphtheria:									
Direct Smears	1,560	705	712	365	26	324	190	5	3,887
Cultures	5,492	1,001	3,238	411	545	324	239	106	11,356
Virulence Tests	104	7	1	3	32	5	2		154
Kellogg Tests	23			61		259			343
Further Reports	369								369
Tuberculosis:									
Microscopic Smears...	11,056	4,987	2,642	1,359	1,580	1,761	445	133	23,963
Guinea Pigs Inoculated.....	871	38	22	9		74	16	2	1,032
Cultures	4,396	329	112	16	10	438	1	2	5,304
Cow Blood	3,708	1,800							5,508
Agglutinations:									
Dried Blood—									
Typhoid	82	63	101	9	2	14	14		285
Para A	82	63	101	6		14	14		280
Para B	82	63	101	9		14	14		283
B. Abortus	82	63	63	9		14	16		247
B. Tularensis	82	63				14			159
Whole Blood—									
Typhoid	2,622	2,412	363	312	278	176	117	12	6,292
Para A	2,622	1,816	374	188	262	176	115	12	5,565
Para B	2,622	1,819	374	328	278	176	117	13	5,727
B. Abortus	2,622	2,309	356	266	278	176	162	12	6,181
B. Tularensis	2,622	932		169		176	111	11	4,021
B. Dysentery Flexner	54								54
B. Dysentery Shiga	42	20							62
B. Enteritidis									
Feces Examinations	1,599	1,155	285	119	124	98	47	15	3,442
Blood Cultures	2,719	1,307	70	207	203	187	144	20	4,857
(Undulant Fever)									
Gonorrhoea—									
Smear Examinations	16,881	3,721	3,512	2,635	1,529	3,511	1,107	1,614	34,510
Complement Fixation	278								278
Rabies	12	6							18
Spinal Fluids	544	1,354	60	7	134	168	21	27	2,315
Miscellaneous	11,434	3,738	785	713	436	1,182	278	1,248	19,814
Milk	4,905	2,570	3,642	2,687	2,554	894	1,353	819	19,424
Further Tests		285	421	462	128	4	9	79	1,388
Water	11,079	4,280	4,645	3,138	1,216	1,706	1,674	3,819	31,557
Further Tests	833								833
SYPHILIS									
Dark Field	221	13	4	40	5	53	2	2	340
Blood Sera—									
S. Kahn	52,922	16,431	15,670	6,908	4,106	5,839			101,876
P. Kahn	604	3,699		3,034		268			7,605
K. Wassermann	26,788	16,840	15,243	4,805	4,172	5,841			73,689
D. Kline	227								227
Hinton	25,361		1,133		850				27,344

TABLE 1—Continued

ROUTINE PROCEDURES	NUMBER OF EXAMINATIONS								
	Toronto	London	Ottawa	Fort William	Kingston	North Bay	Peterboro	Sault Ste. Marie	Total
Type of Specimen									
SYPHILIS—Cont'd									
Spinal Fluids—									
S. Kahn.....	2,639					133			2,772
K. Wassermann.....	1,367					132			1,499
Colloidal Gold.....	2,957	1,356	502	97		133			5,045
Colloidal Mastic.....	279	1,181				132			1,592
Globulin.....	1,499	1,355	562	98	17	257			3,788
Total Protein.....	1,024								1,024
CHEMISTRY:									
Blood Sugar.....	13,749	2,463	495	271	285	443	165	355	18,226
N. P. N.....	6,330	1,593				157		13	8,093
Calcium.....									
Cholesterol.....									
Milk.....	4,905	2,107	3,361	1,029	366	888	1,051	833	14,540
Further Tests.....		1,011	519	6	72	903	781	1,666	4,958
Water.....	167	107		159					433
Further Tests.....									
Coal Samples—									
Calorific Value.....	44								44
Ash.....	43								43
Moisture.....	62								62
Volatile Matter.....	19								19
Miscellaneous.....	2,770	479	286	79	59	185	78	1,234	5,170
Liquors—									
Alcohol.....	1,196								1,196
Beer.....	226								226
Spirits.....	280								280
Wines.....	450								450
PATHOLOGY.....	7,004	2,253			2,461		775	173	12,666
Total Exams. for Year.....	244,612	87,794	59,755	30,014	22,008	27,249	9,058	12,225	492,715

OUTFITS DISTRIBUTED FROM MAIN LABORATORY

Bacterial Water.....	13,493
Diphtheria.....	11,375
Tuberculosis.....	26,108
Wassermann.....	102,525
Gonorrhoea.....	29,754
Special Feces.....	829
Typhoid W. Blood.....	3,486
Miscellaneous.....	4,369
Feces.....	3,050
Blood Sugar.....	20,947
N. P. N.....	10,835
G. C. Culture Outfits.....	530
Pathological.....	6,871
Blood Culture (Undulant Fever).....	2,594
Dark Fields.....	1,125

BIOLOGICAL AND CHEMICAL PRODUCTS PREPARED AND DISTRIBUTED
FROM MAIN LABORATORY

Typhoid Vaccine.....	
T. A. B. Vaccine.....	9,065	
Pertussis Vaccine.....	15,152	
Rabies Vaccine.....	44	
Polio Serum.....	1,960	Packages
Silver Nitrate.....	14,281	
Bismuth Oxochloride.....	33,750	Am. 142,412 Gr.
Mercury Salicylate.....	5,190	Am. 10,578 Gr.
Sodium Hydroxide in the Treatment of V. D. S.....	314	Oz.
Distilled Water in the Treatment of V.D.S.....	49,292	Oz.
Sodium Citrate.....	225	Amps.

All of which is respectfully submitted.

I have the honour to be, Sir,

Your obedient servant,

A. L. MACNABB,
Director of Laboratories.

Table II outlines the number of specimens examined in each of the laboratories from the year 1933 to 1937, inclusive. It can also be seen this table shows the increase in each laboratory over the previous year.

TABLE II.

NUMBER OF SPECIMENS EXAMINED IN EACH OF THE LABORATORIES
FROM 1933-1937, INCLUSIVE

	1933	1934	1935	1936	1937	Increase Over 1936
Toronto.....	180,050	201,904	214,755	224,564	244,612	20,048
London.....	65,657	67,487	75,213	75,207	87,794	12,587
Ottawa.....	52,173	56,957	56,468	56,786	59,755	2,969
Fort William.....	14,152	14,934	18,666	24,137	30,014	5,877
North Bay.....	6,353	6,238	8,411	11,773	27,249	15,476
Kingston.....	15,882	16,304	20,723	20,072	22,008	1,936
Sault Ste. Marie.....	8,219	9,572	11,926	11,805	12,225	420
Peterborough.....	8,480	7,881	8,893	9,175	9,058

Table III shows the number of outfits prepared and distributed from the Central Laboratory from the year 1933 to 1937, inclusive. It will be noted, during the year 1937, there were 41,281 more outfits prepared and distributed than during the previous year.

TABLE III.
 OUTFITS PREPARED AND DISTRIBUTED
 1933 TO 1937, INCLUSIVE

OUTFITS SENT OUT	1933	1934	1935	1936	1937
Bacterial Water.....	10,404	10,554	10,400	11,846	13,493
Diphtheria.....	10,079	14,496	10,709	10,177	11,375
Typhoid.....	3,561	4,892	3,092	3,991	3,486
Tuberculosis.....	17,890	15,744	15,405	20,972	26,108
Wassermann.....	73,941	71,525	81,879	77,914	102,525
Gonorrhoea.....	22,230	24,530	19,205	28,172	29,754
Blood Sugar.....	10,557	16,933	19,507	20,488	20,947
Non-Protein Nitrogen.....	5,360	6,784	9,131	9,360	10,835
Feces.....	2,882	3,504	3,029	3,508	3,050
Special Feces.....					829
Combined Blood Outfits.....	3,717	2,322	2,150	1,253	2,594
Pathology.....	4,306	4,632	4,517	6,056	6,871
Dark Fields.....	755	398	397	730	1,125
Bang's Outfits.....		1,041	1,150	531	2,142
Miscellaneous.....		168	1,790	3,224	4,369
Totals.....	166,115	177,626	183,640	198,222	239,503

Table IV outlines the preparation and distribution of T. A. B. vaccine, Pertussis vaccine, Polio Convalescent serum and Chemical products from the Central Laboratory.

TABLE IV.
 VACCINES AND CHEMICALS
 1933 TO 1937, INCLUSIVE

	1933	1934	1935	1936	1937
Typhoid Paratyphoid Vaccine, c.c.....	49,810	31,170	55,890	66,260	90,650
Whooping Cough Vaccine, c.c.....	88,825	79,885	80,260	110,525	75,760
Silver Nitrate for Prevention of Ophthalmia, Ampoules.....	56,507	58,093	59,629	57,842	71,405
Bismuth Oxychloride, grains.....	136,728	161,034	168,096	174,237	142,412
Mercury Salicylate, grains.....	17,448	16,248	15,096	16,107	10,578
Sodium Hydroxide in the Treatment of V. D. S., ounces.....	2,423	2,162	1,762	1,152	314
Distilled Water in the Treatment of V. D. S., ounces.....	57,262	55,101	50,225	53,437	49,292
Polio Serum, packages.....	76	539	317	550	1,960
Rabies Vaccine, packages.....	94	40	25	21	44
Sodium Citrate, ampoules.....			2,484	348	225

Investigational study has been conducted in connection with the preparation of T. A. B. vaccine prepared at the Central Laboratory following the results and recommendations of Perry and Benstead of the British War Office. Careful review has also been made of the extensive experiment conducted at the U. S. Army School. The vaccine prepared at the Central Laboratory now includes Rawlings rejuvenated strain No. 58, as well as three freshly isolated strains. The Central Laboratory distributes Typhoid Paratyphoid vaccine (T.A.B.) only.

The preparation of Pertussis vaccine was placed under the supervision of Dr. H. A. Ansley. Three workers are engaged full time in connection with the preparation of this product. Investigation was made as to accurate means of standardization. It has been out experience that total nitrogen affords an accurate means of standardization. At the present time, twelve strains are included in the preparation of our Pertussis vaccine suspension.

Diphtheria:—Five thousand, four hundred and ninety-two (5,492) specimens of throat swab material were received for cultural examination for diphtheria. Of this number, 247 were positive. One hundred and four (104) of these cultures were plated out on Tellurite medium in order to isolate diphtheria bacilli in pure culture, and to determine whether or not the strains produced toxin. Of this number 25 yielded a positive virulence test. Twenty-three Kellogg tests were carried out to determine the antitoxin content of patients' blood. These samples were submitted from individuals who gave a pseudo-Schick test reaction.

Tuberculosis:—Twenty-three thousand, nine hundred and sixty-three (23,963) microscopic smear preparations were prepared and examined for the presence of tubercle bacilli. This is an increase of 5,476 over the number examined in 1936.

Cultural:—Routine cultural examinations for the primary isolation of tubercle bacilli were established as routine procedures at the Fort William and Ottawa Branch Laboratories. The cultural procedure was continued at the Central Laboratory. Several new varieties of medium were given experimental trial. Experimental work was conducted in connection with the preparation and treatment of specimens. A detailed report outlining the results of this work will be published in the near future.

Table V outlines the number and nature of specimens subjected to Cultural examination for the primary isolation of tubercle bacilli at the Central Laboratory.

TABLE V.

TABLE OUTLINING THE RESULTS OF CULTURAL TESTS ON 4,141 SPECIMENS

Type of Specimen	Total Number of Specimens	NUMBER OF POSITIVES			Number of Negatives	Percentage of Positives
		At 4 Weeks	At 8 weeks	Total		
Sputa.....	2,514	165	105	270	2,244	10.66
Pleural Fluids.....	319	38	17	55	264	17.26
Urines.....	535	27	11	38	497	7.10
Right Ureter.....	184	4	5	9	175	3.04
Left Ureter.....	197	3	3	6	191	4.88
Bone and Joint Fluid..	77	3	0	3	74	3.89
Pus.....	62	8	3	11	51	17.74
Ascites.....	31	0	1	1	30	3.22
Spinal Fluid.....	89	9	4	13	76	14.60
Glands.....	61	2	5	7	54	11.47
Miscellaneous.....	72	2	3	5	67	6.94
Totals.....	4,141	261	157	418	3,723	10.09

It will be noted from the above table, 4,141 specimens were examined. It will also be noted, that of the number of specimens cultured, 10.09 per cent

yielded positive results. It can also be seen that of the 89 spinal fluids examined, 13, or 14.60 per cent. yielded tubercle bacilli. Of 418 specimens yielding tubercle bacilli on cultural examination, 261 were found positive after four weeks' incubation.

Table VI outlines the results obtained in connection with the examination of 451 pleural fluids. It will be noted, in addition to the preparation of microscopic smears, these specimens were cultured for the presence of pyogenic organisms, as well as tubercle bacilli.

TABLE VI.
PLEURAL FLUIDS EXAMINED
(Oct. 1st, 1936 to Sept. 30, 1937)

Tuberculosis Positive on direct smear.....	18
Tuberculosis Positive on direct smear, Haemolytic staphylococcus aureus.....	14
Tuberculosis Positive on direct smear, B. Coli.....	1
Tuberculosis Positive on culture.....	41
Tuberculosis Positive on culture, Pneumococcus.....	1
Tuberculosis Positive on culture, Spore.....	1
Haemolytic Staphylococcus aureus.....	29
Haemolytic Streptococcus.....	14
Pneumococcus.....	72
Non-haemolytic Streptococcus (3), Streptococcus Viridans (3).....	6
B. Coli and Streptococcus Viridans (2), B. Coli (1).....	3
B. Influenzae.....	1
Spore bearing bacilli.....	20
No growth.....	230
	451

Table VII shows the comparative study on specimens which were subjected to both cultural and animal inoculation test methods.

TABLE VII.
TABLE SHOWING 776 SPECIMENS ON WHICH CULTURAL TEST WAS
CONTROLLED BY GUINEA PIG INOCULATION

TYPE OF SPECIMEN	Total Number	GUINEA PIGS		CULTURES	
		Negative	Positive	Negative	Positive
Urine.....	149	124	25	125	24
Right Kidney.....	184	172	12	175	9
Left Kidney.....	197	190	7	191	6
Bone and Joint Fluid.....	65	63	2	60	5
Pus.....	38	31	7	30	8
Spinal Fluid.....	72	60	12	62	10
Ascitic Fluid.....	19	18	1	18	1
Miscellaneous.....	31	29	2	29	2
Glands.....	21	15	6	18	3
Totals.....	776	702	74	708	68

It will be noted from the above table, the animal inoculation test method yielded positive results in 74 specimens, while the cultural test yielded positive tests in 68 specimens. The cultural examinations yielded a smaller number of

positives than in previous years. The decrease in the number of positives by the cultural method may be attributed to the fact, that when specimens are of sufficient quantity, an animal is inoculated with 2 c.c. of the untreated specimen. The decrease may also be due to the nature of the specimens included in this series.

Table VIII shows the type of specimen in which cultural examination was positive and guinea pig inoculation negative, or vice-versa.

TABLE VIII.

TABLE SHOWING THE TYPE OF SPECIMEN IN WHICH CULTURAL EXAMINATION WAS POSITIVE AND GUINEA PIG INOCULATION NEGATIVE, OR VICE-VERSA

TYPE OF SPECIMEN	Cultural Positive Guinea Pig Negative	Culture Negative Guinea Pig Positive
Urine.....	1	0
Right Ureter.....	1	4
Left Ureter.....	1	2
Bone and Joint Fluid.....	1	0
Pus.....	2	1
Spinal Fluid.....	1	3
Miscellaneous.....	1	1
Glands.....	0	3
Totals.....	8	14

It will be noted from the above table, that three glandular specimens yielded positive animal inoculation test results, whilst the cultural examination was negative. Strains isolated from these specimens were typed to determine whether they were of bovine or human origin.

Miscellaneous:—Nineteen thousand, eight hundred and fourteen (19,814) miscellaneous bacteriological examinations were made by the Division of Laboratories. The nature of the examinations conducted under this heading is outlined in a leaflet, which gives the routine procedures conducted by the Division of Laboratories. This leaflet was distributed last April. There has been a considerable increase in the number of requests for pneumococcus typing. Diagnostic typing serum has been placed in each of the Branch Laboratories, and two members of the Central Laboratory staff are engaged, full time, in the preparation of this diagnostic serum in order that an adequate supply of this product may be maintained for each of our Laboratories. During the year 1937, pneumococcus was isolated from 716 specimens. Table IX outlines these results.

A questionnaire form is forwarded to the physician one month following the dispatch of the typing result. The practising physicians have given excellent co-operation in as much as over 75 per cent. of these forms have been returned. This enabled our laboratory to collect accurate data. We have prepared a number of abstracts on pneumococcus typing. These have been distributed to our Branch Laboratories. The Central Laboratory also has an outline of the technique used in this work for distribution to all laboratory workers upon request.

TABLE IX.
INCIDENCE OF PNEUMOCOCCUS TYPES IN VARIOUS SPECIMENS
(Jan. 1, 1937 to Dec. 31, 1937)

TYPE	Sputa	Pleural Fluid	Spinal Fluid	Mastoid Ear	Total
1.....	61	47			108
2.....	13	13	1	1	18
3.....	68	5	4	6	83
4.....	13	2			15
5.....	25	5	1	2	33
6.....	29	1	2		32
7.....	28				28
8.....	29		3		32
9.....	12		1		13
10.....	13				13
11.....	6				6
12.....	18				18
13.....	9	1			10
15.....	10	1			11
16.....	1				1
17.....	12				12
18.....	21		1		22
19.....	14		1		15
20.....	7				7
21.....	4				4
22.....	7			1	8
23.....	11				11
24.....	8	1	1		10
25.....	1				1
27.....	3				3
28.....	4				4
29.....	16				16
31.....	4				4
32.....	2				2
Undetermined.....	16				16
Multiple types*.....	17				17
Haem. Strep.....	27				27
No Pneumococcus.....	113				113
Totals.....	622	66	15	10	713
Sinuses:—Type VI-1, Type VIII-1; Abdominal fluid:—Type III-1.					3
					716

*Multiple types:—1-18; 2-17; 3-8; 3-15; 3-18; 3-20; 7-10; 7-19; 7-24; 8-10; 8-22; 11-31; 12-13-16; 12-19; 13-undetermined type; 20-undetermined type; 23-28.

Rabies:—Eighteen (18) specimens were examined at the Division of Laboratories to determine the presence of rabies infection. Twelve of these were examined at the Central Laboratory, and six at the Institute of Public Health, London. Rabies infection was diagnosed at the Central Laboratory in December last. A report was immediately forwarded to the Health of Animals Branch in order that adequate quarantine measures could be instituted. The preliminary report was issued on microscopic examination. Positive findings were confirmed by animal inoculation tests.

Milk and Water:—The number of milk and water specimens examined during 1937 has again shown an increase. The Central Laboratory has been conducting a study in connection with the Phosphatase test.

Cleansing of Glassware:—A bacteriological study was made last year of eating and drinking utensils in beverage rooms and restaurants. The results of this study were presented at a joint meeting of the Canadian Public Health and Ontario Health Officers' Association in Ottawa last June.

Since this preliminary report, further studies have been conducted. The Central Laboratory has outfits assembled for the collection of material from eating and drinking utensils. Instruction and data sheets have been prepared for distribution. It is our desire that these cultural examinations will become a regular part of our routine. A paper outlining the results and observations thus far, will be published in the course of the next two months. Investigational work in connection with this survey is being continued.

Colon Typhoid:—Table X outlines the results of the whole bloods examined at the Central Laboratory, and the results of same from the year 1929 to 1937, inclusive.

TABLE X.
ANALYSIS OF WHOLE BLOOD EXAMINATIONS MADE FROM THE
YEAR 1929 TO 1937, INCLUSIVE

Year	Number Examined	B. TYPHOSUS		PARA B.		BR. ABORTUS	
		Number Positive	Per Cent. Positive	Number Positive	Per Cent. Positive	Number Positive	Per Cent. Positive
1929	669	100	15.9	8	1.2	29	4.3
1930	1,125	193	17.1	30	2.7	54	4.8
1931	1,985	245	12.3	184	9.3	75	3.8
1932	1,373	169	12.3	43	3.1	64	4.7
1933	2,227	129	5.8	60	2.7	67	3.0
1934	2,155	218	10.1	66	3.0	80	3.7
1935	2,195	360	16.4	66	3.0	84	3.8
1936	2,035	196	9.1	72	3.5	73	3.6
1937	2,629	282	10.7	110	4.2	69	2.2

Table XI outlines the blood culture results for the year 1937.

TABLE XI
BLOOD CULTURES EXAMINED DURING 1937

	Number Examined	Number Positive	Per Cent. Positive
S. Typhi.....	2,629	52	1.976
S. Paratyphi A.....	2,629	2	.076
S. Paratyphi B.....	2,629	13	.494
Haemolytic Streptococcus.....	2,629	14	.532
Streptococcus Viridans.....	2,629	21	.798
Haemolytic Staphylococcus Aureus	2,629	27	1.026
Pneumococcus.....	2,629	1	.038
Totals.....	2,629	130	4.940

Table XII outlines the cultural results of the examinations on 1,604 specimens of stool and urine specimens.

TABLE XII.
STOOL AND URINE EXAMINATIONS—1937

ORGANISMS ISOLATED	Number	Total	Per Cent Positive
Salmonella Typhi.....	49		3.054
Salmonella Paratyphi B.....	10		0.623
Shigella Paradyserteriae Flexner.....	20		1.246
Shigella Paradyserteriae Sonne.....	14		0.872
Salmonella Typhi Murium.....	2		0.124
Salmonella Columbensis.....	10		0.623
Salmonella Morganni.....	6		0.373
Haemolytic Staphylococcus Aureus.....	3		0.187
Haemolytic Streptococcus.....	5		0.311
Streptococcus Viridans.....	6		0.373
Total number positive.....	125	125	
Total number negative.....		1,479	
Total number examined.....		1,604	

Syphilis (Serodiagnosis):—Special attention has been given to the serodiagnostic methods for syphilis during the past two years. Three surveys of serodiagnostic tests have been conducted under the auspices of the U. S. Public Health Service. These evaluations demonstrated the necessity of such surveys at frequent intervals in order that comparative studies might be made of tests recently evolved. It is for the welfare of the patient and for the guidance of the clinician that serodiagnostic tests be sensitive. Nevertheless, the specificity of any test must be the main essential in selecting any particular method.

The following table demonstrates the results of the various methods as to sensitivity and specificity.

TABLE XIII.
REPORT ON THE FIRST, SECOND AND THIRD EVALUATION OF SERODIAGNOSTIC TESTS FOR SYPHILIS HELD UNDER THE AUSPICES OF U. S. PUBLIC HEALTH SERVICE

	1st Evaluation Sensitivity		2nd Evaluation Sensitivity		3rd Evaluation Sensitivity			Specificity			False Positives		
	Doubt.	% Pos.	Doubt.	% Pos.	Pos.	Doubt.	% Pos. Plus Doubt.	1st	2nd	3rd	1st	2nd	3rd
Hinton.....	17	86.6	5	88.8	92.9	2	94.9	99.3	100	100	.7	0	0
Kahn.....	17	80.5	3	75.7	84.5	2.1	86.6	100	100	100	0	0	0
Pre. Kahn (Dr. Kurtz)	4	86.6	5	79.6	91.8	1.5	93.3	96.7	98.98	100	3.3	1.02	0
Kline Diag. Kline Ex. (Rein)	25	76.3	10	88.8	83.9	9.5	93.4	100	99.03	100	0	0.97	0
Kolmer.....	20	85.4	14	84.8	96.5	2.5	99	99.3	100	100	.7	0	0
Eagle Floc.....	13	75.9	1	59	88.2	0	88.2	100	100	100	0	0	0
Eagle C. F. not done	3	84.1	0	77.8	?	?	?	98	100	?	2.0	0	?
	not done	not done	8	83.8	?	?	?	100	?	0	?

First evaluation taken from Journal Venereal Disease Information—December, 1934.

Second evaluation taken from Journal Venereal Disease Information—January, 1937.

Third evaluation taken from American Medical Assoc. Journal—August, 1937.

NOTE:—In the first and second evaluations, the doubtful results were given a negative rating. The third evaluation gave the doubtful results credit in the syphilitic group and made deductions for the doubtful results in the non-syphilitic group.

It can be noted from the above table that the Hinton Test, in the first evaluation, yielded 0.7 per cent. false positives, whilst in the second and third series it proved to be specific, as did the Standard Kahn and Kolmer Wassermann. Following the publication of these results, it was decided that all specimens received at the Central Laboratory, be subjected to two relatively sensitive and specific flocculation methods. If the results were in agreement, a report was forwarded, but where there was not complete agreement, specimens were subjected to a further test, namely the fixation method (Kolmer). The advantage in conducting this routine is that in a laboratory receiving large numbers of routine specimens, the specimens can be subjected to two sensitive flocculation methods, and where the result is negative or positive in both, the report may be forwarded. Cases where the results of the two tests (Kahn and Hinton), are not in agreement, enable the laboratory to give these specimens special study. This special study includes further tests such as Wassermann, Kline, and if sufficient specimen remains, further flocculation methods such as Sordelli or Eagle. The laboratory can also conduct quantitative tests if the physician desires such. The examination in connection with spinal fluid specimens was re-arranged. Spinal fluid specimens received at the Central Laboratory, are subjected to Standard Kahn, Colloidal Gold, and Total Protein tests. The latter test is determined with the aid of the Electric Scopometer. The Colloidal Mastic test has been discontinued due to the fact that this test was slightly less sensitive than the Colloidal Gold.

Table XIV outlines the results in connection with the examination of 26,238 blood specimens received at the Central Laboratory during the six months period July 1st, to December 31st, 1937.

TABLE XIV.

TABLE SHOWING THE RESULTS OF SEROLOGICAL TESTS ON 26,238 BLOOD SPECIMENS RECEIVED FROM JULY 1st, 1937, TO DECEMBER 31st, 1937

Negative Kahn with Negative Hinton.....	22,118 or 84.05%
Positive Kahn with Positive Hinton.....	1,503 or 5.71%
Hemolysed, Insufficient, Broken, Unsatisfactory, etc.....	534 or 2.03%

	Untreated Cases	%	Treated Cases	%
Doubtful Kahn with Doubtful Hinton.....	257	.976	289	1.098
Negative Kahn with Positive Hinton.....	91	.345	66	.250
Doubtful Kahn with Positive Hinton.....	642	2.439	617	2.350
Positive Kahn with Doubtful Hinton.....	9	.034	5	.019
Positive Kahn with Negative Hinton.....	6	.023	1	.0038
Doubtful Kahn with Negative Hinton.....	26	.099	13	.0494
Negative Kahn with Doubtful Hinton.....	35	.133	26	.099

It will be noted from the above table, there was complete agreement in the two tests, Standard Kahn and Hinton, in 22,118 or 84.05 per cent. of the specimens examined. It will also be noted that 5.71 per cent. of the specimens received were positive. The Hinton test yielded 91 or 0.345 per cent. positive results in connection with the examination of blood serum from untreated cases, and 66 or 0.25 per cent. positive results with blood serum from treated cases. The Standard Kahn test yielded positive results with the untreated group in 6 or 0.023 per cent., and 1 or .0038 per cent. positive in the treated cases. The Hinton test therefore, has demonstrated its increased sensitivity over that of the Standard Kahn.

In a group series of 575 cases where the results of the Hinton and Kahn tests were not in agreement, these specimens were subjected to Kolmer Wassermann test. Table XV outlines these results.

TABLE XV.

REPORT OF 575 WASSERMANN'S IN CASES WHERE THERE WAS SUFFICIENT SERUM TO DO A WASSERMANN WHEN THE HINTON AND KAHN TESTS DID NOT CHECK.

	Negative Wassermann	%	Doubtful Wassermann	%	Positive Wassermann	%
126 Doubtful Kahn with Doubtful Hinton.....	80	13.91	19	3.30	27	4.69
57 Negative Kahn with Positive Hinton.....	21	3.65	2	.33	34	5.91
322 Doubtful Kahn with Positive Hinton.....	112	19.47	22	3.82	188	32.69
12 Positive Kahn with Doubtful Hinton.....	4	.69	2	.33	6	1.04
1 Positive Kahn with Negative Hinton.....	0	.00	0	.00	1	.17
23 Doubtful Kahn with Negative Hinton.....	15	2.60	2	.33	6	1.04
34 Negative Kahn with Doubtful Hinton.....	28	4.87	3	.52	3	.52

Owing to lack of information on the data sheets, we were unable to divide this group into Treated and Untreated. Ninety-nine sheets only were marked treated.

Table XVI outlines the results of the Kolmer Wassermann test in connection with the examination of blood serum from 99 treated cases where the results of the Kahn and Hinton flocculation tests were not in agreement.

TABLE XVI.

TABLE SHOWING 99 KOLMER WASSERMANN TESTS OF TREATED CASES WHERE KAHN AND HINTON WERE NOT IN AGREEMENT

	Negative	Doubtful	Positive
15 Doubtful Kahn with Doubtful Hinton.....	11	0	4
24 Negative Kahn with Positive Hinton.....	15	1	8
38 Doubtful Kahn with Positive Hinton.....	15	4	19
2 Positive Kahn with Doubtful Hinton.....	0	0	2
0 Positive Kahn with Negative Hinton.....	0	0	0
6 Doubtful Kahn with Negative Hinton.....	4	1	1
14 Negative Kahn with Doubtful Hinton.....	10	1	3

A study of total protein determinations by means of the Electric Scopometer has been conducted. Details of the results will be published in the very near future. The Electric Scopometer affords the laboratory a rapid and accurate means of determining the total protein of spinal fluids.

Gonorrhoea:—The combined outfit, which has been prepared, includes a capillary tube in which exudate may be placed. The end of the tube is sealed by a mixture of bees-wax and vaseline, identical with that used in the combined dark field outfit. This outfit also contains a tube for peripheral blood specimen. The Laboratory, therefore, is enabled to conduct a comparative study of microscopic smears, cultural examination, and serological test. The results of this survey will not be available for some time.

I wish to express my most hearty appreciation to the members of the Central Laboratory staff, and to the Directors and staffs of the Branch Laboratories, for their very kind co-operation during the past year. I also wish to express my appreciation and congratulations to Dr. A. J. Slack, Director, Institute of Public Health, London, for the splendid work conducted in his Laboratory during the past year. Professor James Miller, Richardson Laboratory, Queen's University, Kingston, has served as consultant to the Department, and has taken keen interest and has been of great assistance.

The pathological work, under the direction of Dr. H. A. Ansley, Provincial Pathologist, and the chemical work, under the direction of Mr. A. R. Bonham, Provincial Analyst, will be discussed under their respective headings. There also follows, a brief report by the Director of each Branch Laboratory.

CHEMISTRY

A. R. BONHAM, B.A.Sc., F.C.I.C., *Provincial Analyst*.

The work in the Chemical Section of the Division of Laboratories, showed a definite increase during the year with respect to the analysis of blood. The number of samples submitted for the determination of sugar was an increase of 1805 over the previous year, while there were 831 more specimens received for estimation of non-protein nitrogen.

The work in connection with milk more than doubled during the year while the chemical analysis of water samples was practically the same as in 1936. There was a decrease in the number of coals analyzed for the Government Institutions but, on the other hand, there was an increased number of liquors forwarded by the Liquor Control Board for complete analysis.

Concerning the medicinal products prepared in this section, there was very little difference in the volume of work from the previous year owing to the fact that while there was less sterile distilled water, as well as ampoules of bismuth oxychloride suspension and mercury salicylate, this decrease was offset by a material increase in the number of silver nitrate ampoules required.

The amount of colloidal gold solution for use in Serology manufactured, amounted to 234 litres which was 28 litres more than in 1936.

It was possible during the year to conduct some experimental work in connection with the determination of cyanide in water. An accurate method for determining small amounts of this poisonous compound is of importance to this province since large amounts of cyanide are used in the gold mining areas with the possibility, therefore, of some cyanide reaching water supplies. Mr. J. E. Fasken of our staff, presented a paper on the subject at the last meeting of the Laboratory Section of the Canadian Public Health Association.

The development of a new outfit for Silver Nitrate Solution to replace the wax ampoule which has been in use for several years, required some time.

PATHOLOGY

H. A. ANSLEY, M.B., D.P.H., *Director.*

History.

The Division of Pathology was begun in 1930 under the direction of the late Dr. Edgar Bates, as a result of the suggestion of the late Dr. Oskar Klotz, of the Department of Pathology of the University of Toronto, to the Department of Health of Ontario. The service has rapidly expanded due to the diagnostic ability of Dr. Bates and, in many areas of the Province, the tissue diagnosis of this Central Division has been preferred to more local centres, such as in Noranda, Que. On the death of Dr. Bates, in February of 1937, Dr. Ansley, who had previously been with Dr. Bates, accepted the position of Director of the Pathology Division.

The Division has been housed for the past seven years in the basement of the Banting Institute. In July of this year arrangements were made for the transfer of the tissue pathology work to a converted storeroom on the fourth floor of the East Block of the Parliament Buildings, in conjunction with the Central Laboratories. While the Pathology Division benefits greatly from closer association with the Central Laboratory, of which it is a branch, the quarters provided have proved to be very inadequate, especially in view of the added teaching necessary in the new programme begun this year. The rooms were intended to house both the Neuropathology Division and the Surgical Pathology Division, but partly owing to lack of space the former has not been transferred to date.

Progress.

If the total number of specimens is any indication of progress, the Division has maintained an expansion of about 1,000 to 1,500 specimens per annum making the total for 1937 over 7,000.

During the summer months the chief technician, Miss Isobel Stevens, was sent for two weeks to Dr. Thibideau's Laboratory in the State Institute for Malignant Diseases at Buffalo to learn the method of frozen section as adapted to the routine work of surgical tissue diagnosis. Frozen section equipment was purchased and the method was started in the Division of Pathology. This has proved to be very successful both from the point of view of microscopic diagnosis and also in relieving the burden of the increased work of the paraffin routine which was becoming too much for the autotechnicon and the technicians to handle. About 500 specimens were examined by the frozen section method up to the end of the year. Some of this period of time has been taken up by Miss Stevens in investigating the various methods of staining after frozen section, which will be published in a paper later on.

Owing to the increase in stenographical work, Miss Dickinson was transferred from the Division of Neuropathology to the Division of Surgical Pathology. In addition to helping with the typing and filing of the routine work, Miss Dickinson, who has had a year in Library training has instituted a reprint file for the use of the staff of the Central Laboratory. This has involved sorting out, re-classifying and filing of several thousand reprints some of which were in the files of the Central Laboratory, and in the Division of Pathology. A lending library system of reprints has thus been made available to the local staff, as well as to physicians requesting information for presentation of papers at local medical societies. This is in addition to supplying the physicians with extra microscopic preparations of their specimens at a charge of \$0.25.

During the year, the Division of Pathology has begun the teaching of student technicians in the methods of tissue section by both paraffin and frozen methods. Two technicians have already been trained, with a third still in training at the end of the year. The work of the Division has been increased to take care of the teaching of graduate physicians in tissue diagnosis. During the first week in February Dr. M. Shaver began instruction in autopsy pathology at the Banting Institute and transferred to surgical pathology in October. His position as student on the autopsy service at the Banting Institute was filled at this time by Dr. Morley Whillans, recently appointed to the staff of the Department of Health.

In June, 1937, the new report forms and data sheets were inaugurated which allows the history of the patient to be bound with the microscopic report in smaller, handier volumes, where previously small cards were used and a separate filing index maintained. In order to introduce the new data sheet, the various hospitals were sent a small supply of the requisition forms for tissue examination, and they have co-operated very well in supplying clinical histories with the specimens. Reports on tissues are forwarded to the hospital for their files and duplicates supplied to the surgeons where requested. Also a hospital and physician visible-card filing system was compiled using daily entries which allows immediate checking up of specimens received at any time. This has been found very necessary in dealing with long distance telephone calls and also in compiling monthly and annual statements.

The diagnosis files were re-organized and re-classified so that by reference to a large chart, the microscopic preparation of any diagnosis can be readily found. A separate chart for tumours is used. These charts were prepared by Miss Stevens and Miss Brockway of our staff, and very expertly photographed and mounted by members of the photographic department of the Banting Institute.

Owing to the fact that Dr. Ansley left the position of Director of Laboratories in Newfoundland before a pathologist could be found to replace him, this Division has been assisting the Newfoundland Laboratory with the surgical tissue diagnosis. Prepared sections are forwarded to us, and reports returned when the diagnosis is made. Several letters of appreciation of this service have been received from local surgeons, for, lacking X-rays or radium, they are completely dependent on surgery in the treatment of cancer cases.

With regard to the Autopsy service supplied by the Pathology Division of the Central Laboratory during 1937, I have to report that very little has been accomplished except the purchase of autopsy instruments and equipment which were greatly needed. With the exception of about 5 autopsies conducted by our staff, the remainder of the autopsy material was sent in by physicians throughout the Province. While it was planned that our staff provide autopsy services to the mental hospitals in Toronto, it has been found that this could not be undertaken without an increase in staff and technical equipment in the Pathology Division. It is hoped that in the ensuing year arrangements can be made to supply this very valuable diagnostic and teaching service to these institutions, as the co-operation of the superintendents and staffs of the various hospitals at which autopsies were conducted has been exceptional.

In December, the Department very kindly permitted Dr. Ansley to accompany Dr. MacNabb, the Director of Laboratories, to Washington, D.C.

to attend the annual meeting of the American Society of Bacteriologists. This has been especially appreciated since Dr. MacNabb had previously placed Pertussis Vaccine under the supervision of the Pathology Division.

On December 23rd a meeting was arranged in the Parliament Buildings by the Pathology Division at the expense of the Provincial Government which was attended by the Pathologists of the Province of Ontario. The purpose of the meeting was to elect an Advisory Board in pathology to act in conjunction with the Government in approving of pathologists for tissue pathology. The members elected were as follows:—Dr. Deadman, of Hamilton, as chairman, and Drs. Robinson, Luney, Miller and Ansley who proceeded to draw up a list of approved pathologists at this meeting. Also, the pathologists of the Province expressed their appreciation to the Provincial Department of Health in respect to tissue pathology and took the opportunity of appointing a committee to settle the problem of forming a Clinical Pathological Society for the Province. This meeting had as chairman, Major Shanks of the Toronto Western Hospital.

Statistics.

This report includes various tables which show the annual increase in surgical and autopsy tissues examined as well as the percentage of tumour tissue with its distribution as to age, sex, and type of growth. (In this connection, it is interesting to note that the Hamilton City Laboratory has a similar percentage of cancerous tissue, i.e. 10%.) This increase in growth is in part due to the Provincial Regulations passed during 1937, which requires all hospitals to submit their surgical tissues for pathological examination. It is probable also, that some of the growth of this service is due to the fact that the Pathology Division charges only \$1.00 per specimen, with a maximum of \$5.00 for autopsies, whether or not the patient is indigent.

A table is also included showing the various hospitals now served by this Division, with their bed capacity, date of first specimen received and number received in the last six months of 1937. The whole year is not included owing to the old type of filing used, but in future a monthly report will be available of all new hospitals as well as the previous list. This will be summarized in the ensuing annual report.

Owing to the new type of filing introduced, the Division has now readily available a great variety of microscopic material collected during the past seven years, especially with regard to various kinds of tumours. This is exceedingly valuable for teaching purposes, and could readily be used as the nucleus for a Central Tumour Registry for the Province of Ontario, should such be undertaken in the future. It is planned to make this material available to the physicians by a series of papers with micro-photographs during the ensuing year.

Included also is the usual alphabetical table of centres which have forwarded specimens during the year, with total number of specimens sent by each.

Summary.

To summarize the statistics, one might say that a total of 7,004 specimens including surgical and autopsy material were received from 95 hospitals and about 3,000 physicians throughout 134 communities in the Province of Ontario, the Island of Newfoundland, and one area in Quebec. Of the 7,004

specimens 6,917 were surgical and 87 from autopsy cases with 10% of the former cancerous. Of the total number of specimens 1,675 showed tumour growths of which 66% were benign and 34% malignant, 28% in males and 72% in females.

I wish to express my sincere appreciation to Dr. Robinson, Director of Surgical Pathology Department of the Toronto General Hospital who, as in previous years has so kindly acted as unofficial consultant in cases of difficult diagnosis.

TABLE I.
ANALYSIS OF TUMOURS BY TYPE AND LOCATION

	Ecto-dermal Tumours		Meso-dermal Tumours		Others		Mixed		Totals	
	Benign	Malignant	Benign	Malignant	Benign	Malignant	Benign	Malignant	Benign	Malignant
Blood.....	2	2	0
Brain and Nerves.....	1	2	1	2
Breast.....	14	100	5	1	47	66	101
Bone.....	1	21	4	3	21	8
Eye.....	2	1	2	1	4
Fluids, Pleural and Ascitic.....	0	0
Glands, Salivary.....	1	9	1	10	1
Glands, Lymphatic, Primary.....	9	1	1	9
Glands, Lymphatic, Secondary.....	4	55	3	7	55
Intestine and Peritoneum.....	20	61	3	2	1	23	64
Kidney Ureter, Bladder Urethra.....	15	22	2	1	15	25
Gall Bladder and Liver.....	1	12	1	13
Lung and Pleura.....	1	1	0	2
Miscellaneous.....	2	1	1	2
Mouth, Tongue, Lip.....	33	28	23	56	28
Nasopharynx, Tonsil, Nose, Larynx.....	15	7	1	2	1	17	9
Ovary and Fallopian Tube.....	43	12	10	2	13	66	14
Pancreas.....	1	0	1
Prostate.....	15	12	12	27	12
Skin.....	103	143	53	9	3	1	159	153
Spleen and Thymus.....	1	0	1
Stomach and Oesophagus.....	9	1	0	10
Subcut. Tissue, Tendon, Muscle.....	115	15	6	121	15
Testis.....	1	3	2	2	2	6
Thyroid.....	145	7	145	7
Uteris, Cervix, Vagina.....	173	58	192	12	9	374	70
Endometriosis.....	17	17	0
									1,133	612
									1,45	

Percentage of Benign: 64.93; Percentage of Malignant: 35.07.

TABLE II.
ANALYSIS OF TUMOURS BY AGE, SEX, AND TYPE

Age in Years	Epithelial Tumours Carcinoma				Mesodermic Tissue Sarcoma				Mixed Tumours And Miscellaneous			
	Benign		Malignant		Benign		Malignant		Benign		Malignant	
	M	F	M	F	M	F	M	F	M	F	M	F
0-9	3	3	6	4	1	1	1
10-19	2	11	2	1	7	7	1	1	2	4
20-29	11	56	3	12	9	34	4	4	1	26
30-39	11	79	6	23	18	64	5	6	2	17	2	1
40-49	18	106	17	70	10	90	6	11	1	8
50-59	24	76	38	58	15	37	5	5	1	6	1
60-69	19	28	37	68	8	10	3	2	8	2	2
70 plus	17	5	34	27	1	2	4	1
Unstated age	24	98	46	54	16	77	3	5	6	12	2
Totals	129	462	183	313	90	323	30	34	25	77	8	1
Percentage	54.37		45.63		86.58		13.42		91.98		8.02	
Totals	1,087				477				111			

Total Number of Tumours: 1,675; Percentage of Benign: 66.03;

Percentage of Malignant: 33.97.

TABLE III.

Year	Number of Surgicals	Number of Autopsies	Total Specimens	Number of Tumours	BENIGN Tumours		MALIGNANT Tumours	
					Total Benign	Per Cent.	Total Malignant	Per Cent.
1930	599	9	609	
1931	2,625	46	2,671	1,065	496	46	569	
1932	3,083	30	3,113	931	491	53	440	
1933	3,652	23	3,675	1,054	659	63	395	
1934	4,683	33	4,716	1,270	707	55	563	
1935	5,553	44	5,597	1,497	913	63	584	
1936	5,919	48	5,967	1,536	941	61	595	
1937	6,917	87	7,004	1,675	1,106	66	569	

TABLE IV.

HOSPITAL	No. of Beds	Date of First Specimen	Number of Specimens June-Dec.'37	
Alexandra and Marine.....	Goderich.....	32	1934	45
Anson General.....	Iroquois Falls.....	28	Oct., 1937	18
Belleville General Hospital.....	Belleville.....	98	Feb., 1937	2
Bracebridge Hospital.....	Bracebridge.....	4	Nov., 1937	1
Brantford Clinic.....	Brantford.....	184	1931	38
Brockville General.....	Brockville.....	89	1930	52
Bruce County Hospital.....	Walkerton.....	32	Nov., 1937	5
Campbell Animal Clinic.....	Toronto.....	Sept., 1937	6
Civic Hospital.....	North Bay.....	1934	74
Civic Hospital.....	Ottawa.....	540	Oct., 1937	1
Cobourg General.....	Cobourg.....	42	Sept., 1937	4
Collingwood General and Mar.....	Collingwood.....	55	Oct., 1937	2
Copper Cliff Hospital.....	Copper Cliff.....	33	July, 1937	47
Cornwall General.....	Cornwall.....	65	1931	193
Cottage Hospital.....	Niagara Falls.....	16	Nov., 1937	1
Chatham General.....	Chatham.....	88	Dec., 1937	1

TABLE IV.—(Continued)

HOSPITAL	No. of Beds	Date of First Specimen	Number of Specimens June-Dec.'37	
Douglas Memorial.....	Fort Erie.....	29	1933	13
Dr. Smith's Private.....	Hawkesbury.....	10	Oct., 1937	2
Galt General Hospital.....	Galt.....	70	1930	152
Grace Hospital.....	Ottawa.....	51	1934	125
Great War Hospital.....	Perth.....	34	Sept., 1937	4
Guelph General.....	Guelph.....	95	1934	42
Hagmeier Clinic.....	Preston.....	50	Nov., 1937	1
Iroquois Falls Hospital.....	Iroquois Falls.....	28	Aug., 1937	2
Kenora General.....	Kenora.....	64	Sept., 1937	1
Kincardine Hospital.....	Lucknow.....	29	Nov., 1937	1
Kirkland Lake Hospital.....	Kirkland Lake.....	66	Oct., 1937	7
Kitchener and Waterloo Hosp..	Kitchener.....	113	1935	2
Lady Minto Hospital.....	Chapleau.....	36	1936	14
Listowel Memorial.....	Listowel.....	20	Oct., 1937	2
Little Long Lac. Hospital.....	Geraldton.....	6	Oct., 1937	8
Lockwood Clinic.....	Toronto.....	40	1930	22
Lord Dufferin Hospital.....	Orangeville.....	37	1934	73
Manitoulin Red Cross.....	Mindemoya.....	14	Oct., 1937	1
Markdale Hospital.....	Markdale.....	9	Oct., 1937	2
Mindemoya Hospital.....	Mindemoya.....	14	Sept., 1937	1
Misericordia Hospital.....	Haileybury.....	24	July, 1937	4
Mount Sinai Hospital.....	Toronto.....	82	1934	350
McKellar Hospital.....	Fort William.....	203	22
Newfoundland Hospitals.....	Aug., 1937	13
Niagara Falls General.....	Niagara Falls.....	120	1932	31
Niagara Falls Sanitorium.....	Niagara Falls.....	84	July, 1937	2
Nichol's Hospital.....	Peterboro.....	81	Aug., 1937	4
Norfolk General Hospital.....	Simcoe.....	40	1932	82
Oakwood Clinic.....	Toronto.....	10	Aug., 1937	18
O'Donnell Hospital.....	Fort Frances.....	10	Aug., 1937	22
Ontario Hospital.....	Hamilton.....	1933
Ontario Hospital.....	Orillia.....	1933
Ontario Hospital.....	New Toronto.....	1936
Ontario Hospital.....	Toronto.....	1933
Ontario Hospital.....	Whitby.....	1930
Oshawa General.....	Oshawa.....	77	1930	49
Owen Sound Gen. and Mar.....	Owen Sound.....	87	1934	140
Peel Mem. Hospital.....	Brampton.....	30	1933	80
Pembroke Cottage.....	Pembroke.....	48	Oct., 1937	5
Plummer Mem. Hospital.....	Sault Ste. Marie.....	48	1934	80
Port Arthur General.....	Port Arthur.....	92	18
Porters Hospital.....	Warton.....	6	Nov., 1937	1
Presbyterian Hospital.....	South Porcupine.....	14	Dec., 1937	1
Preston Springs San.....	Preston Springs.....	50	1931	9
Prince Edward County.....	Picton.....	29	1932	4
Protestant Children's.....	Ottawa.....	43	Sept., 1937	1
Public Hospital.....	Smith's Falls.....	44	Aug., 1937	2
R. M. Hospital.....	Almonte.....	20	Sept., 1937	1
Red Cross Hospital.....	Dryden.....	33	Aug., 1937	3
Red Cross Hospital.....	Englehart.....	9	Nov., 1937	4
Ross Mem. Hospital.....	Lindsay.....	50	July 1937	21
Royal Victoria Hospital.....	Barrie.....	42	Nov., 1937	8
Red Cross Hospital.....	New Liskeard.....	18	Dec., 1937	3
Red Cross Hospital.....	Thessalon.....	12	Dec., 1937	1

TABLE IV.—(Continued)

HOSPITAL	No. of Beds	Date of First Specimen	Number of Specimens June-Dec.'37
Sault Ste. Marie General.....	Sault Ste. Marie.....	1935	71
S. A. Grace Hospital.....	Toronto.....	1933	95
Smooth Rock Falls Hospital.....	6	Nov., 1937	2
Soldiers' Memorial Hosp.....	Orillia.....	Aug., 1937	71
Soldiers' Mem. Hospital.....	Tillsonburg.....	1933	47
St. Catharines General.....	St. Catharines.....	1934	16
Stevenson Mem. Hospital.....	Alliston.....	Aug., 1937	21
St. Francis Hospital.....	Smith's Falls.....	July, 1937	12
St. Joseph's Hospital.....	Guelph.....	1930	13
St. Joseph's Hospital.....	North Bay.....	1932	105
St. Joseph's Hospital.....	Port Arthur.....	26
St. Joseph's Hospital.....	Sudbury.....	1931	296
St. Mary's Hospital.....	Kitchener.....	1931	2
St. Mary's Hospital.....	Timmins.....	Aug., 1937	81
St. Mary's Hospital.....	Toronto.....	1936	17
St. Paul's Hospital.....	Hearst.....	Sept., 1937	3
Stratford General.....	Stratford.....	Oct., 1937	40
Strathcona Hospital.....	Toronto.....	June, 1937	13
Tisdale Public Hospital.....	So. Porcupine.....	Oct., 1937	2
Victoria Hospital.....	Toronto.....	June, 1937	5
Welland Co. General.....	Welland.....	1933	137
Wingham General.....	Wingham.....	Sept., 1937	5
York Clinic.....	Toronto.....	Sept., 1937	1
York County Hospital.....	Newmarket.....	1932	20
Youville Hospital.....	Noranda.....	Aug., 1937	40

TABLE V.

ALPHABETICAL LIST OF CENTRES—YEAR 1937

Town or City	No. of Specimens	Town or City	No. of Specimens
Acton.....	1	Brantford.....	64
Agincourt.....	2	Brechin.....	8
Alliston.....	31	Brockville.....	305
Almonte.....	4	Brooklin.....	4
Angus.....	1	Bruce Mines.....	1
Anson.....	2	Burwash.....	6
Ansonville.....	10		
Arnprior.....	1	Caledon.....	1
Arthur.....	1	Campbellford.....	3
Atwood.....	3	Campbellville.....	2
Aurora.....	2	Cannington.....	1
		Cargill.....	1
Bala.....	1	Careton Place.....	8
Barrie.....	42	Chapleau.....	22
Baysville.....	2	Chatham.....	3
Beachburg.....	1	Chippawa.....	1
Beaverton.....	1	Churchill.....	1
Beeton.....	1	Clark sburg.....	2
Belleville.....	4	Cobalt.....	1
Blenheim.....	1	Cobourg.....	8
Bloomfield.....	1	Cochrane.....	8
Blyth.....	4	Colborne.....	1
Bobcaygeon.....	2	Collingwood.....	34
Bolton.....	1	Coldwater.....	2
Bowmanville.....	10	Cookstown.....	7
Bracebridge.....	4	Cooksville.....	1
Brampton.....	148	Copper Cliff.....	64

ALPHABETICAL LIST OF CENTRES—YEAR 1937—(Continued)

Town or City	No. of Specimens	Town or City	No. of Specimens
Cornwall.....	354	Leamington.....	4
Creighton Mine.....	3	Levack.....	1
Demorestville.....	1	Lindsay.....	44
Drumbo.....	1	Listowel.....	5
Dryden.....	4	Little Britain.....	1
Dundalk.....	2	Little Long Lac.....	6
Dungannon.....	1	Lucknow.....	5
Dunnville.....	7	Maple.....	1
Elmvale.....	1	Markdale.....	10
Emo.....	3	Matheson.....	1
Englehart.....	14	Meaford.....	4
Erin.....	2	Metcalfe.....	1
Espanola.....	8	Medland.....	15
Essex.....	1	Mildmay.....	1
Ethel.....	5	Millbrook.....	1
Fergus.....	16	Milton.....	15
Fordwich.....	6	Mindemoya.....	5
Fort Erie.....	30	Moorefield.....	2
Fort Frances.....	37	Mount Forest.....	3
Fort William.....	30	Mount Pleasant.....	2
Galt.....	280	Manitoulin.....	1
Georgetown.....	3	Newfoundland.....	13
Geraldton.....	15	New Liskeard.....	4
Goderich.....	71	Newmarket.....	62
Gogama.....	1	New Toronto.....	4
Grafton.....	1	Niagara Falls.....	89
Grand Valley.....	1	Noranda.....	127
Gravenhurst.....	4	North Bay.....	377
Guelph.....	182	Norwood.....	1
Haileybury.....	28	Oakville.....	3
Hamilton.....	1	Orangeville.....	115
Hanover.....	1	Orillia.....	100
Harriston.....	1	Orona.....	1
Harrow.....	1	Oshawa.....	144
Hawkesbury.....	26	Ottawa.....	175
Hawk Junction.....	1	Owen Sound.....	292
Hearst.....	9	Paisley.....	4
Hepworth.....	2	Pakenham.....	3
Hillsdale.....	1	Palmerston.....	2
Hornepayne.....	1	Parry Sound.....	10
Huntsville.....	2	Pembroke.....	27
Iroquois Falls.....	45	Penetanguishene.....	8
Jellico.....	2	Perth.....	14
Jordan Station.....	1	Peterborough.....	8
Kapuskasing.....	12	Picton.....	13
Keene.....	1	Port Arthur.....	48
Keewatin.....	2	Port Carling.....	1
Kenora.....	7	Port Colborne.....	20
Kemptville.....	3	Port Credit.....	2
Keswick.....	4	Port Dover.....	1
Kilbride.....	1	Port Elgin.....	7
Kingston.....	1	Port Hope.....	24
Kinmount.....	1	Port Perry.....	5
Kirkland Lake.....	59	Port Rowan.....	1
Kitchener.....	9	Preston.....	31
Lanark.....	4	Rainy River.....	1
Lansing.....	1	Red Lake.....	2
		Red Rock.....	1
		Renfrew.....	26
		Richards Landing.....	9
		Richmond Hill.....	2

ALPHABETICAL LIST OF CENTRES—YEAR 1937—(Continued)

Town or City	No. of Specimens	Town or City	No. of Specimens
Ridgeway.....	2	Timmins.....	167
Rockwood.....	1	Toronto.....	1258
Russell.....	1	Tottenham.....	4
		Tweed.....	4
Sault Ste. Marie.....	219	Vankleek Hill.....	1
Seaforth.....	6	Wainfleet.....	1
Severn Bridge.....	1	Walkerton.....	17
Shelburne.....	4	Walkerville.....	3
Simcoe.....	182	Waterford.....	2
Sioux Lookout.....	5	Waterloo.....	3
Smith's Falls.....	35	Welland.....	255
Smooth Rock Falls.....	12	Wellington.....	7
South Porcupine.....	27	Weston.....	4
Sprucedale.....	1	Whitby.....	5
St. Catharines.....	47	Warton.....	32
St. Marys.....	1	Winchester.....	1
Stratford.....	45	Windsor.....	27
Streetsville.....	1	Wingham.....	11
Sturgeon Falls.....	6	Woodbridge.....	3
Sudbury.....	471	Woodville.....	1
		Total.....	7004
Tara.....	4		
Tavistock.....	1		
Thessalon.....	3		
Tillsonburg.....	55		

FORT WILLIAM BRANCH LABORATORY

A. E. ALLIN, M.D., D.P.H., *Acting Director.*

During the year 1937, a total of 30,013 examinations was made, an increase of 5,876, or 24.3% over 1936.

TABLE VI.

SPECIMENS EXAMINED, FORT WILLIAM LABORATORY

1936-37

EXAMINATION	1936	1937	Increase	Per Cent. Increase
Diphtheria Cultures.....	293	411	118	40
Diphtheria, Direct Smears, etc.....	291	429	138	47
Exam. for Tuberculosis.....	1,161	1,384	223	19
Agglutination Tests.....	604	1,296	692	115
Faeces Examinations.....	27	119	92	341
Blood Cultures.....	95	207	112	118
Gonorrhoea (Microscopic).....	2,149	2,635	486	23
Spinal Fluid Tests.....	303	271	32*	11*
Miscellaneous Bacteriology.....	398	713	315	79
Milk—Bacteriological.....	2,077	3,149	1,072	52
Water.....	3,182	3,138	44*	1*
Dark Fields.....	57	40	17*	30*
Wassermanns & Kahns.....	11,973	14,678	2,705	23
Blood Sugars.....	214	271	57	27
Blood Ureas.....	63	79	16	25
Milk—Chemical.....	1,250	1,193	57*	5*

* Decrease.

Whereas the increase over 1936 is general throughout the work, it might be pointed out that two small epidemics occurred in the area served by this laboratory—one a small outbreak of Typhoid Fever, the other of Diphtheria. These largely account for the increased number of examinations for Diphtheria and the intestinal pathogens.

It is gratifying to note the increased interest in the bacteriological examination of the milk supply. During the year the laboratory added *B. coli* counts to its previous examinations. Although there was a small decrease in the total number of water specimens, due the fewer collections from the boats, there was a satisfactory increase in the numbers of waters submitted from the District generally.

Towards the latter part of the year two extra services were added: viz., cultural methods for the isolation of the tubercle bacillus, and the extension of Pneumococcus-typing to include all of Cooper's Types. This latter service is greatly appreciated by the local physicians, and the staff was called upon daily to examine one or more sputa. A large number proved to be Type 1, and serum was used with excellent results. In other instances we were able to show that the pathogen present was a Haemolytic Streptococcus, and the patients were treated with Prontosil. It is hoped the physicians from other parts of the region will make use of this service during 1938.

During 1937, 18,802 outfits were prepared and 18,833 distributed, increases of 15% over 1936. 9,209 packages and vials of Insulin and Biologicals were distributed.

I wish at this time to express my appreciation of the co-operation I have received from the members of the staff of this laboratory. While I have served as Acting Director, during Dr. Bell's absence in Toronto, each has assisted in the work to the utmost of his or her ability.

RICHARDSON LABORATORY, QUEEN'S UNIVERSITY,
KINGSTON

PROFESSOR JAMES MILLER, M.D., *Director.*

I beg to submit the statistics of the work done by the Kingston Branch Laboratory for the year 1937. The volume of work shows a considerable increase over the previous year. The reports issued last year were 22,034 as compared with 20,072 in 1936.

The increase is distributed fairly uniformly over the various items. The most notable rise has been in the number of sputums examined and the number of gonorrhoea smears investigated. In addition to the examination of material submitted to the laboratory, 6,780 outfits were distributed and 3,269 packages of insulin issued making a total volume of work of 32,083.

Although the number of milk examinations had decreased the total volume of work in this department has increased owing to the additional tests applied.

I should again like to express my gratitude to you, Sir, to the Minister of Health and to Dr. MacNabb for your co-operation and for your response to our request for material and monetary assistance.

INSTITUTE OF PUBLIC HEALTH, LONDON

A. J. SLACK, M.D., D.P.H., *Director.*

I beg to submit herewith the Annual Report of laboratory examinations made during the year 1937 by the Branch Laboratory of the Department, located in the Institute of Public Health, London.

Laboratory examinations made during the year numbered 87,794 as against 75,207 for the preceding year, showing an increase of 12,587 examinations, or 16.7 per cent. in routine laboratory work.

Possibly the most interesting feature of this report is the general increase in practically all lines of laboratory examinations, the only items showing a significant decrease being examinations for Diphtheria which have been gradually decreasing over a period of years and guinea pig inoculations for Tuberculosis which have been largely supplanted by cultural examination. Two major calamities, the spring floods of 1937 and the epidemic of poliomyelitis during the late fall and summer, demonstrated the value of the laboratory to the district and account for marked increases in bacteriological water and spinal fluid examinations but the notable increases in many other types of examination can be explained only by an increased demand for laboratory service.

During the year, 46,123 outfits for the collection of specimens were distributed from this laboratory, an increase of 9051 or 24 per cent. over 1936, and 9,479 outfits were reclaimed and prepared for redistribution as against 7,414 during the preceding year, which is an increase of 27.8 per cent.

I wish to express appreciation to the Institute staff for their loyal assistance and to Dr. A. L. MacNabb, Director of Laboratories, for his unflinching co-operation which has made possible our most successful year of operation.

NORTH BAY BRANCH LABORATORY

W. M. WILSON, M.D., *Director*

During the year twenty-seven thousand, two hundred and forty-nine (27,249) examinations were made. This number represents an increase of 15,476, or 131.45%, over the previous year. Approximately 11,700 of this increase in numbers is due to the fact that Serology has been carried on as routine throughout the whole year; during 1936 these tests were done during the last six weeks of the year only.

The number of swabs submitted for diphtheria bacilli continues to be small but shows a slight increase over the previous year. Two cultures were obtained which proved to be virulent when tested on guinea pigs. The activities of the Tuberculosis Prevention Branch, under the local direction of Doctor E. R. Harris, account for a considerable increase in the number of sputa examined and the number of cultures done on tubercle bacilli. The number of dried bloods submitted for the agglutination tests continues small and shows some decrease. The number of whole bloods submitted is practically the same, but more evenly spread over the year and more fairly representative of this branch of our work. In 1936 approximately one-third of the whole blood specimens examined during the year were received in the month of March from an employment camp near Hearst. The number of faeces samples received shows only a slight increase. The number of spinal fluids submitted

for bacteriological examination shows considerable increase (approximately 546%), due to the epidemic of Anterior Poliomyelitis which swept the Province during the late summer and fall. Some spinal fluids were submitted for Serology only, this number we have indicated in the report, along with the number of blood sera examined. The number of blood sugars, non-protein nitrogens, and Van den Berghs which we have received this past year all show increases. The number of specimens received for microscopic examinations for gonococcus has more than doubled. Water samples received have shown a slight increase, while the number of milks submitted has for the second consecutive year shown a decrease. In the following tables the difference in number of specimens examined during the year 1936 and 1937 is noted, together with the percentage changes.

EXAMINATIONS SHOWING INCREASES

	Increase in Number	Percentage Increase
Diphtheria cultures.....	66	25.5
Further reports on Diphtheria swabs.....	41	18.8
Tuberculosis smears.....	773	78.2
Guinea pigs inoculated.....	44	146.6
Cultures for Tubercle Bacilli.....	225	105.6
Faeces.....	22	28.9
Smears for Gonococcus.....	1,790	104.
Spinal Fluids (Bacteriological).....	142	546.
Miscellaneous specimens.....	514	76.9
Water.....	110	6.8
Dark Field.....	46	657.
Blood Sugar.....	205	86.1
Non Protein Nitrogen.....	83	112.
Miscellaneous Chemistry, Urea, Nitrogen, Van den Bergh, etc.....	103	125.6
Outfits prepared.....	9,610	153.4
Outfits distributed.....	13,391	105.5

EXAMINATIONS SHOWING DECREASE

	Decrease in Number	Percentage Decrease
Dried Bloods.....	8	36.3
Milks.....	169	15.8

Again, may I express my appreciation for the co-operation received from the members of the staff and for the valuable assistance received from the Director of Laboratories, Doctor A. L. MacNabb.

OTTAWA BRANCH LABORATORY

F. L. LETTS, M.B., D.P.H., *Director.*

I have the honour to submit herewith a report of the work conducted at the Ottawa Branch Laboratory during the year 1937. The volume of work in this laboratory showed an increase of 2,969 over the previous year. 3,238 culture examinations for the presence of diphtheria were made, 13 of which were positive.

A bacteriological study was made of swab material from eating and drinking utensils from establishments within the Municipality of Ottawa. This study was cultural examinations on 543 specimens. This study was in co-operation with the one carried out at the Central Laboratory, a comparative report of which was made by Dr. MacNabb, Mr. Fred White, and Mr. O. W. Owen at the Health Officers' Association meeting last June. The Medical Officer of

Health and officers of the Food Division co-operated in the collection of this material. I wish to thank Dr. Luner, Medical Officer of Health, and his officers for their hearty co-operation.

Mr. John Baron of the Laboratory staff, spent three weeks at the Central Laboratory, Toronto, at which time he received instruction in the Neufeld method of pneumococcus typing, and the cultural examination of material for the primary isolation of tubercle bacilli. Immediately on Mr. Baron's return to Ottawa, these procedures were placed on the routine.

A change was instituted in the sera diagnostic work for specific infection. This change was in accordance with the change effected last June at the Central Laboratory. All specimens of blood are subjected to Hinton and Standard Kahn flocculation tests. In cases where the results of both tests are not in agreement, the specimens are subjected to a fixation test method.

I wish to thank the members of my staff for their hearty co-operation throughout the past year.

PETERBOROUGH BRANCH LABORATORY

C. B. WAITE, M.D., *Director*

I have the honour to submit my report for the Branch Laboratory, at Peterborough, for the year 1937, as follows:—

There has been a decrease of 117 specimens during the year. This decrease in the number of specimens has been due entirely, I believe, to the decrease in the number of milk samples examined. This, in turn, was due to the fact that the City of Peterboro was without a sanitary inspector for three months last summer and during that time no milk samples were examined. Most of the other examinations showed an increase. Many more specimens of whole blood for agglutination tests were submitted, but very few specimens of faeces were received for diagnostic purposes. We still get a few dried blood specimens for agglutination test, although the number has decreased somewhat.

The epidemic of Poliomyelitis was comparatively mild in this district. Only a small proportion of the cases had spinal fluid examined.

Bacteriological examination of water supplies remained practically the same. There are many shallow wells in this district, many of them having poor tops. The result is frequent contamination from ground water.

About one thousand more outfits were distributed last year. There are still, however, a number of practitioners in the district who seldom use the laboratory as an aid to diagnosis.

SAULT STE. MARIE BRANCH LABORATORY

N. F. W. GRAHAM, M.B., *Director*

The volume of work in the Sault Ste. Marie Laboratory showed an increase of 420 over the previous year.

The nature of the work in this laboratory is practically identical to that of the previous year. There was an increase in connection with the work in gonorrhoea smear examinations, and miscellaneous bacteriological examinations. Pathological tissue work has been discontinued.

DIVISION OF SANITARY ENGINEERING

A. E. BERRY, M.A.Sc., C.E., Ph.D., *Director.*

Climatic conditions have an important bearing on general Sanitation for a portion of the year. For this reason, sanitary conditions throughout the province were less difficult in 1937 than those of the previous years. No great extremes in weather were encountered and the rainfall was sufficient to prevent abnormal situations in the streams, such as developed in 1936. Progress continued in the operation of sanitary works. Particular efforts were directed to milk distributing plants in compliance with the new Milk Regulations. The work of the summer was increased by an intensive investigation of pollution in the Rainy River. Activity in construction of sanitary works was again below normal although indications for a return of new developments were not lacking.

Waterworks:

The expenditures in the construction of new waterworks systems, and extensions to those already in operation are shown in the attached tabulation. The total costs approved by the Department during the year were \$285,341.32. The number of certificates issued was 65. This expenditure is still at a very low point and may be taken as an indication that the small centres are not yet financially prepared to undertake the initiation of public works. Combined with this is the fact that most of the larger places have waterworks systems, and new work in this field must be confined to the smaller areas, and to extensions of those already in operation. During the year there has been a substantial improvement in financial conditions of the urban centres, and with this has been seen an awakening desire to proceed with those public systems which will give to the citizens more modern conveniences.

There are at present in operation in Ontario 280 municipal waterworks systems. This represents a population totalling 2,750,000 or 80 percentage of the total population of the province. The number of water filtration plants now totals 63, and the number of municipal chlorinating plants reaches the figure of 198. Surface waters continue to be the primary sources of supply for our immediate municipalities. Underground supplies have not increased to the same extent as in former years.

Some of the major extensions of distribution systems carried out during the year were in Cornwall, Hamilton, Leaside, North York Township, Teck Township and York Township. No new water filtration projects were initiated during the year. The treatment plant for the City of Toronto is still under construction and, of course, is the largest undertaking now being carried on in the field of treatment. Extensions to filtration plants were made at Hawkesbury and Belle River.

Water Treatment:

The operation of the water treatment plants in the province continued in a satisfactory manner during the year. Again it is gratifying to report that no outbreak of disease has occurred which might be attributed to the public systems in the province. The supplies are now protected to the extent where,

with proper operation, safe results may be expected continuously. The question of qualification for the operators is one which is pressing for consideration. It is apparent that no plant, irrespective of the manner in which it is designed can be expected to function properly unless the operator in charge understands the principles involved, and is conscientious in his efforts to protect the water consumer. While no special training schools have been in operation as yet in this province, there has been an effort made to supervise the activities of plant operators and to get them interested as much as possible in the technical procedures of their work. The operators of these plants have an opportunity at conventions, and through contact with the officials of the Department, and those of other municipalities to acquire valuable knowledge for their work. It is sometimes difficult to have municipal officers fully realize the necessity for well-trained operators.

The problems in water filtration in Ontario are now shifted largely from that of producing a safe water, to the need of producing one which is attractive and palatable at all times. The reason for this is obvious in that methods for safeguarding the supply have been standardized to a considerable extent, and so long as this knowledge is applied a safe water can be produced without much difficulty. The water consumer now desires a palatable water more than was the case in the past. This must be free from objectionable colour, turbidity, and taste. Extensive developments have taken place in taste control, and activated carbon is now used freely for this purpose where the water is filtered. Other methods are also in operation and a decided improvement has been made in many cases in the province.

Interest in water softening for municipal supplies continues to manifest itself. The plant in the Township of Etobicoke has continued to operate satisfactorily, and the plant at Simcoe has now been in operation for some short time. A new plant was under construction at the end of the year for the Township of North York. In all three of these units zeolite is used as the softening medium and iron has to be removed as well as the hardness reduced. Certain sections of the province must of necessity use hard waters, and the results obtained in these three plants will be watched with interest.

The engineers of the Division have during the year devoted considerable attention to supervision of the municipal treatment plants and have in this way maintained a contact between the operators and the Department. This seems especially necessary where chlorination is applied. It is still difficult to impress sufficiently on certain operators the necessity for continuous operation of chlorination equipment. The Division also has been asked on several occasions to assist municipalities in the solution of unusual water treatment problems. Through the laboratory facilities, research and tests have been possible and a determination has been made of the methods which might lead to a solution.

Climatic conditions during the summer were quite favourable and no undue drought was experienced in comparison with that which occurred during 1936. Some municipalities took advantage of the lessons from the former year and made an effort to augment their supplies by additional wells or connections to other systems. Where water must be taken from comparatively small streams the problem of temperature and taste is one which has not been overcome. The drying up of the streams during certain times in the summer has further emphasized the necessity for action which will tend to conserve the heavier rainfall during the Spring season and maintain a more uniform flow during the dry periods.

A most unusual and unexpected flood occurred in the latter part of April in the Thames River and part of the Avon river. Exceedingly heavy rains falling on land previously saturated with moisture produced a very rapid runoff, resulting in a flood of the highest intensity yet recorded at London. This seriously affected the water supplies of Stratford, St. Mary's, London and Chatham. Reservoirs and wells were flooded with contaminated water. Prompt action to chlorinate proved effective and in the entire flooded area no case of water borne illness was reported subsequent to this experience.

Sewerage Systems.

The expenditure approved by the Department during the year for sewerage systems amounted to \$769,026.21. This compares with the figure of \$875,868.32 for the previous year. The total is not a high one and is very much lower than the normal for pre-depression years. While certain municipalities have shown an interest in constructing sewerage systems, they have not reached the point of making an actual decision to proceed. There are now a number of comparatively large centres which have no such systems. At present there are in the province 134 municipal sewerage systems. This is very much less than the number of waterworks systems and they supply a population of only approximately 2,000,000. Complaints continue to occur in those urban centres where no sewers are available. It is difficult to avoid these in the warmer weather and where houses are comparatively close together. Dilution of sewage is still the greatest single method of disposal in use. 28 activated sludge treatment plants, 9 sprinkling filter units, 33 sedimentation works and two fine screening units, are operating in municipalities of the province.

Sewage Disposal on International Boundary Waters:

Progress has taken place during the year in the treatment of sewage discharged to international waters, but this treatment has been on the American side. The City of Detroit has under construction, a large project involving a trunk sewer and treatment of sewage by means of sedimentation. A similar programme is underway at Buffalo, while Niagara Falls, N. Y., is completing a plant utilizing fine screens and mechanical dewatering of screenings by centrifuge. The following municipalities in the Province of Ontario discharge untreated sewage into these waters, namely: Fort Frances, Sault Ste. Marie, Sarnia, Windsor, Amherstburg, Niagara, Niagara Falls, Kingston, Gananoque, Brockville, Iroquois, Prescott and Cornwall. While this practice has been followed for a number of years conditions have not improved and the population contributing sewage to these boundary waters has increased very substantially over the last twenty years. Consideration cannot long be delayed for action in this field. The same would apply to municipalities bordering on the Great Lakes, but which are not a factor as far as the transfer of pollution from one side of the boundary to the other is concerned. Their problem is a local one rather than that involving other centres.

Operation of Sewage Treatment Plants:

The operation of sewage treatment plants in the province was not subjected to the same demand as was experienced in the previous year. Weather conditions were much more favourable and the presence of a substantial rainfall, particularly in the drainage basins of the Grand and Thames Rivers, eased the problem very considerably for those centres. The Grand River has a substantial flow during the entire summer and did not approach the all-time low figure of 26 c.f.s. reached at Galt during the previous August. Complaints of odours from those living along the streams were therefore much reduced.

An attempt has been made at the Doon Plant at Kitchener to further the treatment of these wastes and thereby to relieve the load on the Grand River. This work was not completed as early as might have been hoped for, but changes were made which gave indication of improving the situation. An additional sedimentation tank was installed at the Kitchener works and this proved useful in relieving the peak loads. At the same time part of the sewage was given secondary treatment by filtration through temporary filter beds constructed on the low land in the vicinity of the plant. It was not found necessary for this summer to use chemical treatment to assist in sedimentation of the sewage. On the Thames River the treatment plant at London, which gave rise to offensive conditions during the previous year, was in much better condition in 1937. Chlorine was added continuously to the sewage before reaching the plant and this assisted in keeping down odours.

In sludge disposal, investigations were continued at the North Toronto plant where mechanical dewatering equipment was in operation. The digestion tanks in service in the province have continued to function with a degree of satisfaction. As time goes on more is learned about these processes, and some of the difficulties that were met in the early days are being gradually overcome. The sludge disposal problem is still a difficult one in sewage treatment but it is being solved.

Stream Pollution Problems:

A special investigation was made during 1937 on stream pollution. This was made on the Rainy River in conjunction with the State of Minnesota. A laboratory was established at Fort Frances and sampling took place during the months of July and August. An effort was made to determine to what extent the quality of water in the river was injured by discharges of sewage and industrial wastes. Chemical investigations as well as bacteriological examinations were carried out. A number of problems have presented themselves and these involve water supplies on both sides of the international boundary.

No intensive studies of stream pollution were conducted at any of the other streams in the province but periodic checks were made on the Grand and Thames Rivers, and at other places where conditions were thought to be critical.

Milk Control:

A considerable portion of the time of the staff of the Division was devoted to checking the milk distributing plants of the province. This work was carried out under the new Milk Regulations which set up standards for distributing plants. The main effort was directed to bringing about the installation of proper machinery and equipment for processing and handling the milk. It was learned that many of the distributing plants were very inadequately equipped to process the milk in a sanitary manner. A very definite improvement has been made in this, and while all changes have not yet been carried out, it is felt that the steps taken have done much to raise the quality of the milk supply of the province. Surveys made by the Division indicate that there are 553 pasteurizing plants in operation in the province and 198 municipalities have pasteurized milk available. 64 of these have pasteurized milk only, and in 51 cases it has been made compulsory. For the larger centres, in nearly all cases, some pasteurized milk can be obtained. As the populations decrease the number of pasteurizing plants are less. Below a figure of 500 there are few places where pasteurization has been adopted, although the trend has definitely been towards installations for the smaller places. Between 500 and 1,000 population a substantial number of pasteurizing plants are in use, and above this figure pasteurized milk is available to the citizens of nearly all urban centres.

Recreational Sanitation:

The practice initiated in the previous year for the control of summer camps and tourist facilities was continued. This involved inspection by local Health Officers, with reports being made to this Department. Inadequate returns have not made it possible to estimate the number of tourist camps and such facilities which are now in operation. Some work was carried on in the Lakeland regions but only where water supplies for use at hotels and other public places were concerned.

Attached is a list of the Waterworks and sewerage certificates issued during the year:

SUMMARY

RE WATERWORKS:		Estimated Cost
Extensions to existing system.....		\$ 151,911.32
Purification of water supplies.....		133,430.00
New Systems.....		
Total.....		\$ 285,341.32
RE SEWERAGE:		
Extensions to existing system.....		\$ 736,026.21
Treatment works.....		33,000.00
New Sewerage systems.....		
Total.....		\$ 769,026.21
The total number of applications favourably reported upon re waterworks and sewerage for the year was 145 and involves an estimated expenditure of.....		
		\$ 1,054,367.53

CERTIFICATES ISSUED RE SEWERAGE FOR THE YEAR 1937

MUNICIPALITY	No. of Certificates	Sewer Extensions	Disposal	New
Chatham.....	2	\$ 1,317.82		
Cornwall.....	3	1,815.00		
Cornwall Township.....	1	5,175.00		
Crowland Township.....	3	13,792.00		
Forest Hill Village.....	3	66,570.00		
Fort William.....	1	4,521.00		
Galt.....	1	2,547.30		
Guelph.....	2	1,764.75		
Hamilton.....	1	11,700.00		
Huntsville.....	1	700.00		
Kingston.....	1	8,250.00		
Kitchener.....	5	3,849.65	\$ 33,000.00	
Leaside.....	3	53,524.80		
London.....	2	19,087.98		
Morrisburg.....	1	1,309.22		
Napanee.....	1	3,712.00		
North York Township.....	2	9,600.00		
Ottawa.....	16	298,499.13		
Parry Sound.....	1	3,300.00		
Peterborough.....	1	1,471.50		
Port Credit.....	2	7,541.60		
St. Catharines.....	1	780.00		
Sarnia.....	2	57,383.40		
Scarborough Township.....	2	21,885.09		
Swansea.....	6	14,625.00		
Teck Township.....	2	32,309.67		
Thorold.....	1	411.30		
Toronto.....	10	70,035.00		
Westminster Township.....	3	8,548.00		
Total.....	80	\$736,026.21	\$ 33,000.00	

CERTIFICATES ISSUED RE WATERMAIN EXTENSIONS, PURIFICATION, ETC.,
FOR THE YEAR 1937

MUNICIPALITY	No. of Certificates Issued	Watermain Extensions	Supply and Purification	New
Ancaster.....	1	\$ 1,930.00		
Barrie.....	1	6,509.00	\$ 15,150.00	
Barton Township.....	2	2,969.00		
Blandford Township.....	1	962.50		
Bolton.....	1	4,300.00		
Chesley.....	1		6,800.00	
Cobourg.....	1	6,237.48		
Cornwall.....	2	9,049.00		
East York Township.....	1	1,300.00		
Fort William.....	1	710.00		
Hamilton.....	4	17,588.70		
Hanover.....	1	1,500.00		
Kitchener.....	4	5,029.00		
Leaside.....	1	15,210.00		
Lindsay.....	1		27,000.00	
Mersea Township.....	1	2,019.40		
Nelson Township.....	1	6,000.00		
Nepean Township.....	1	773.17		
North York Township.....	3	13,332.00		
Penetang.....	1		4,500.00	
Petrolia.....	1		11,100.00	
Port Hope.....	1		16,000.00	
Ridgetown.....	2		26,000.00	
Rockcliffe Park.....	2	3,338.00		
Sarnia Township.....	3	6,384.36		
Scarborough Township.....	2	3,825.00		
Stamford Township.....	2	1,487.71		
Stirling.....	1		3,000.00	
Sudbury.....	1		21,200.00	
Teck Township.....	2	14,662.80		
Tecumseh.....	1		2,680.00	
Toronto.....	7	6,982.00		
Watford.....	1	409.20		
Westminster Township.....	2	5,460.00		
Woodbridge.....	1	650.00		
York Township.....	6	13,293.00		
Total.....	65	\$151,911.32	\$133,430.00	

DIVISION OF NURSE REGISTRATION
ALEXANDRA M. MUNN, REG. N., *Director.*

ANNUAL REPORT—1937

Since March 1, 1937, forty-one training schools for nurses were visited. Within the past fifteen months all training schools have been covered.

All Health Records were carefully checked and those in connection with the enforcement of Tuberculosis Regulations regarding X-ray and tuberculin tests for nurses were given special attention.

The clinical facilities for teaching were considered in all centres and where possible to do so a class in progress was attended. Demonstrations of practical procedures on the wards and in classrooms were observed. Hours of duty for student nurses are being carefully considered and there is interest and sympathy shown in the matter of shorter hours in many centres. Better hours of night duty for student nurses can be arranged with very little difficulty by the addition of one or more graduates to the general duty staff.

It is not reasonable to spend time and money with relation to complete physical examinations without definite plans being made for better rest and recreational facilities for student nurses. The patient has a right to demand from the hospital the services of a healthy nurse and it is the duty of hospital authorities to see that the Regulations with relation to hours of duty and class work are observed so that the good health of the student may be safe-guarded and maintained.

Affiliations.

Affiliations to supplement for services lacking in the home training school have been arranged in the following centres:

Victoria Hospital, Renfrew;

Plummer Memorial Hospital, Sault Ste. Marie;

Prince Edward County Hospital, Picton;

(Six months' experience in the Ottawa Civic Hospital in Pediatrical and Medical services.)

General and Marine Hospital, Owen Sound;

(Four months' experience, Western Hospital, Toronto.)

General Hospital, Cornwall;

General Hospital, Brockville;

(Three months' experience in Pediatrics in the Children's Memorial Hospital, Montreal, Que.)

St. Joseph's Hospital, Hamilton;

(Three months' experience in Pediatrics in the Children's Hospital, Detroit, Mich.)

Mental Nursing.

The following centres now provide three months' experience in mental nursing for a selected group of their students:—A.M.M.

General Hospital, Toronto;
Western Hospital, Toronto;
Sick Children's Hospital, Toronto;
Women's College Hospital, Toronto;
St. Michael's Hospital, Toronto;
General Hospital, Brantford;
Victoria Hospital, London;
St. Joseph's Hospital, London;
Memorial Hospital, St. Thomas;
St. Joseph's Hospital, Chatham;
Public General Hospital, Chatham;
Grace Hospital, Windsor.

Training Schools Discontinued.

Training schools in two general hospitals have been discontinued, namely, those in connection with the Cottage Hospital, Pembroke, and the Charlotte Eleanor Englehart Hospital, Petrolia.

Forty-five hospitals have discontinued training schools since the Nurse Registration Act was passed in 1922.

One training school, that of the Ontario Hospital at Whitby, was reopened this year.

Institution of a Course for Male Nurses.

Because of a long-felt need for trained men nurses in the Provincial Mental Hospitals, a course has been organized at the Ontario Hospital, Whitby. This was expedited by the wish of the Federal Government to include such a project in their Youth Training Programme and their consequent offer of financial assistance.

Many applications were received from all parts of the Province and as careful a selection as possible was made. Educational certificates were evaluated by the Department of Education whenever necessary. The applicant reported to the nearest Ontario Hospital for a physical examination including an X-ray of the chest and was there interviewed by the Medical Superintendent who sent a report to the Department.

Twelve men entered the school at Whitby on November 12th. The course, as outlined, will be the same as that for the women nurses, substituting genito-urological nursing for obstetrical and gynaecological nursing. In the second year an affiliate course of one year will be given at the Toronto General Hospital where, as tentatively outlined, clinical experience will comprise medical nursing, including diet therapy, surgical nursing, including genito-urological nursing and operating room technique, and the Out-Patient Department, with lecture courses related thereto.

A need for trained men in hospitals under the jurisdiction of the Federal Department of Pensions and National Health resulted this year in consideration of a plan for a similar course at Christie Street Hospital, Toronto. These plans are still in abeyance.

Meetings of Council of Nurse Education.

During the year nine meetings of Council were held. Routine business in connection with Provincial Examinations has been covered and consideration given to plans for a reciprocal arrangement for registration between nurses from the British Isles and Ontario.

A study has been made of a health record for nurses in training and it is hoped that a new record will be redrafted shortly.

A special recommendation was made by Council to the effect that all students who are required to take affiliation in Tuberculosis nursing should be given their lectures and instruction in preventive measures previous to this course and that no student shall be sent for this affiliation before she has been at least eighteen months in training.

A Joint Committee, composed of representatives of the Council of Nurse Education, appointed by the Hon. the Minister of Health, and an equal number from the Legislation Committee of the Registered Nurses' Association of Ontario, which met in 1936, was recalled to consider certain problems connected with educational qualifications for entry to schools of nursing.

Early in the year it was found that certain secondary schools were not equipped to teach Physics and Chemistry as required by the Regulations so that it was necessary to modify the regulations in this respect. Approval of the substitution of Agriculture I and II, where Physics and Chemistry is not taught, was given by the Joint Committee.

History of Nursing Slides.

A set of slides to aid in the teaching of History of Nursing has been purchased for the use of this Branch. These are now ready for circulation and it is believed that many of the smaller centres will welcome this aid to teaching facilities.

STATEMENT OF REGISTRANTS

Total number registered, 1937.....	1,125
Total number taking examinations, 1937.....	1,315
Total number Registered since 1923.....	21,528

STATEMENT OF REVENUE

Registration Fees	\$ 5,120 00
Re-Registration Fees	14,237 00
Training School Records	74 40
Examination Fees.....	4,995 00
Miscellaneous	36 00
	<hr/>
	\$ 24,462 40

HEALTH EDUCATION

MARY POWER, B.A.

I have the honour to submit herewith the report on Health Education for the calendar year, 1937.

I. Public Health Education.

The re-printing of *The Baby* during the present year has given a great deal of satisfaction to the Public Health Workers throughout the Province. Orders which had been received within the interval since the former edition was exhausted were taken care of to the number of approximately 25,000 copies; with the orders received for the present edition since its appearance the total distribution to the end of December has been 41,000 copies. Gratification has been expressed by the Medical Officers of Health and Public Health Nurses engaged in Infant Hygiene work throughout the Province, as they had come to depend upon the Provincial Baby Book in lieu of any local publication.

Leaflets touching upon the various communicable diseases continue to be in demand, as does also information regarding sanitation of the home and sanitation in the Summer Resorts and Tourists' Camps.

II. School Health Education.

The service to teachers who attended the Summer Course in Health Teaching has been continued during the school year 1936-1937. 850 budgets containing 3,000 pieces of material were sent to teachers, based on the suitability for the particular grade in which the teacher was teaching.

The Loan Service of books was also extended to teachers who had attended the Summer Course. During the same period 142 loan parcels were sent containing 534 books suitable for the specific grade in which the teacher was teaching.

In addition to the above, seven (7) circulars were sent to the total list of teachers who had taken the Course (359) and 2,700 pieces of material were sent.

The visiting service this year was limited to the teachers who had failed to be given credit for a successful completion of the Course during the Summer. In company with the Inspector visits were made to eight teachers in various parts of the Province.

An appreciated feature of service to the teachers is the Saturday morning open-house, or consultant service, whereby teachers may call and discuss school problems related to health with the staff. That the teachers use this opportunity is shown by our list of visitors which frequently reaches ten for a single Saturday morning.

III. Summer Course in Health Teaching.

For the fifth consecutive year the Summer Course in Health Teaching was organized as a co-operative effort of the Departments of Health and Education. 213 teachers attended the course which was designed primarily for

teachers in the Elementary School. Of this enrolment, however, fifteen teachers were interested in the teaching of health in the grades above Grade VIII, and a modified programme was outlined for them.

The historical survey of the Experiment in Health Teaching, including the Summer Course, from its inception to the end of 1937 session has been prepared and appears as Appendix A on page 171 of this Report. This has been done to meet the demand of interested health workers and educationalists.

IV. The Ontario Health Officers' Association.

The 23rd Annual Conference of the Ontario Health Officers' Association was held in Ottawa, June 17th to 19th, 1937. The meeting this year was held in conjunction with the 26th Annual Meeting of the Canadian Public Health Association.

The Meetings were presided over by the President, Dr. C. E. Hill, Medical Health Officer for North York Township.

The Proceedings of the Meeting were as follows:—

The Resolutions Committee, composed of the following members:—Dr. W. E. George, Galt; Dr. J. Fenton Argue, Ottawa, and Dr. D. V. Currey, St. Catharines, as Chairman, brought in a report embodying the following resolutions, all of which were accepted by the Association.

Salary of Medical Officer of Health:—Your Resolutions Committee feel that the Report of the Committee on the Remuneration and Duties of Health Officer shows progress and we feel that no resolution of the Ontario Health Officers' Association should hamper this progress.

Registration of Maternity Boarding Houses:—Resolved that the Department of Health for Ontario supply to each Medical Officer of Health a register for Maternity Boarding Houses.

Venereal Disease Control:—Whereas the venereal disease problem can be dealt with best by co-ordination of Dominion and Provinces,

Be it Resolved That the Dominion Government be asked to reinstate the grants for venereal disease to the Provinces and re-establish the Division of Venereal Disease control.

Health Education:—Resolved that the Department of Health for Ontario supply to each Medical Officer of Health Material for educational work each year, stressing some important phase of the work. If possible, we would ask that this work be supported by health articles, radio addresses, et cetera.

Accident Prevention:—Resolved that a Committee of the Ontario Health Officers' Association be appointed by the President to study the situation in regard to Accident Prevention, with a view of scientific direction to cutting down the increasing deaths from preventable accidents.

Pneumonia Serum:—Resolved that this Association request the Honourable the Minister of Health for Ontario to consider providing free of charge Anti-pneumococcus Serum.

The Committee on Nominations, composed of the following members, Dr. C. A. Warren, Medical Officer of Health, York Township; Dr. F. Adams, Medical Officer of Health, Windsor, and under the chairmanship of Dr. J. W.

Frazer, Medical Officer of Health, Kitchener, submitted a report and the Association confirmed the appointment of the following Executive for the ensuing year:

President—Dr. W. H. Birks, M.O.H., Bowmanville.

Vice-President—Dr. McColl, Tilbury.

Second Vice-President—Dr. C. A. Warren, M.O.H., York Township.

Secretary—Miss M. Power, Parliament Buildings, Toronto.

The programme in detail is given below:—

GENERAL DIRECTORY OF SESSIONS

(Daylight Saving Time)

REGISTRATION. It is requested that every member and visitor register. The registration fee for members is one dollar. As all members of the Ontario Health Officers' Association are enrolled as members of the Canadian Public Health Association, it is requested that they participate in the arrangements for the convention by paying the registration fee.

THURSDAY, JUNE 17th

9.00 a.m.—Registration.

9.30 a.m.—Ontario Health Officers' Association. *Ball Room.*

9.30 a.m.—Section meetings, Canadian Public Health Association:

Public Health Nursing. *Ladies Cafe.*

Industrial Hygiene. *Salon C.*

Vital Statistics and Epidemiology. *Salon B.*

2.30 p.m.—General session, both associations. *Ball Room.*

4.00 p.m.—Demonstration, Treatment of Syphilis. *Veneral Disease Clinic, 87 Albert St.*

8.30 p.m.—General session, both associations. *Ball Room.*

FRIDAY, JUNE 18th

9.00 a.m.—Ontario Health Officers' Association. *Banquet Room.*

9.30 a.m.—Section meetings, Canadian Public Health Association:

Public Health Nursing. *Ladies Cafe.*

Mental Hygiene. *Salon C.*

Laboratory. *Salon D.*

Vital Statistics and Epidemiology. *Salon B.*

Social Hygiene. *Tudor Room.*

12.00 noon—Visit and complimentary luncheon, Water Filtration Plant, Lemieux Island. Cards should be obtained at the registration desk as early as possible.

Afternoon—Free for sightseeing.

4.00 p.m.—Reception and garden party for members of both associations, given by Mr. Norman and Senator Cairine Wilson and Colonel and Mrs. C. M. Edwards. *Country Club.* Invitations may be obtained at the registration desk.

7.30 p.m.—Dinner and dance, both associations. *Jasper Room.* Tickets (\$1.50) may be obtained from the registration desk.

SATURDAY, JUNE 19th

9.00 a.m.—General session, both associations. *Ball Room.*

9.00 a.m.—Section of Vital Statistics and Epidemiology: meeting in *Salon B.* followed by visit to the Dominion Bureau of Statistics. Cards may be obtained at the registration desk.

9.30 a.m.—Tour of laboratories for members of the Laboratory Section and others interested:

Laboratory of Hygiene, Department of Pensions and National Health.

National Research Laboratories.

Animal Diseases Research Institute.

Central Experimental Farm.

Cards may be obtained at the registration desk.

EXECUTIVE COUNCIL, CANADIAN PUBLIC HEALTH ASSOCIATION

The Executive Council of the Canadian Public Health Association will hold its annual meeting on Wednesday, June 16th, at 9.30 a.m., and 2.00 p.m. in *Salon A*.

ONTARIO HEALTH OFFICERS' ASSOCIATION

THURSDAY MORNING, JUNE 17th

9.30—*Ball Room*.

Chairman—Dr. C. E. Hill, Medical Officer of Health, Willowdale; President, Ontario Health Officers' Association.

9.30—The Venereal Disease Problem in Canada—Dr. Gordon Bates, General Director, The Health League of Canada, Toronto.

9.50—Discussion.

10.00—Fumigation by Cyanide and Other Agents—Dr. J. Grant Cunningham, Director, Division of Industrial Hygiene, Department of Health of Ontario.

10.20—Discussion.

10.30—Changes in Hospital Regulations—Dr. B. T. McGhie, Deputy Minister of Health of Ontario.

10.50—Discussion.

11.00—Treatment of Syphilis—Dr. G. S. Fenton, Ottawa.

11.20—Discussion.

11.30—Some Aspects of Preventive Dentistry—Dr. Arnold D. A. Mason, Dean, Faculty of Dentistry, University of Toronto.

11.50—Discussion.

12.00—Presidential Address—Dr. Hill

CANADIAN PUBLIC HEALTH ASSOCIATION

PUBLIC HEALTH NURSING SECTION

9.30—*Ladies Cafe*.

Chairman—Miss Edna L. Moore, Reg. N., Chief Public Health Nurse, Division of Maternal and Child Hygiene, Department of Health of Ontario, Toronto.

9.30—The Responsibility of the Official Public Health Agency for a Programme of Prenatal Supervision—Dr. J. W. Fraser, Medical Officer of Health, Kitchener, Ont.

10.00—Prenatal Nursing Supervision—Miss Esther M. Beith, Reg. N., Director, Child Welfare Association of Montreal.

10.30—Records in Public Health Nursing—Miss Maude H. Hall, Reg. N., Assistant Supervisor, Victorian Order of Nurses, Ottawa.

11.00—Discussion of papers—opened by Dr. L. A. Pequegnat, Deputy Medical Officer of Health, Toronto.

INDUSTRIAL HYGIENE SECTION

9.30—*Salon C*.

Chairman—Dr. F. M. R. Bulmer, Division of Industrial Hygiene, Department of Health of Ontario.

9.30—Factors influencing Comfortable Air Conditions at Home and at Work—Dr. D. L. McLean, Connaught Laboratories and School of Hygiene, University of Toronto.

10.00—The Problem of Smoke Pollution—Dr. H. M. Barrett, Connaught Laboratories and School of Hygiene, University of Toronto.

10.30—Occupational Mortality in Canada—Mr. W. R. Tracey, B.A., Chief, Vital Statistics, Dominion Bureau of Statistics, Ottawa.

11.00—Housing the Industrial Worker (illustrated with moving pictures)—Mr. H. L. Seymour, Consulting Engineer, Ottawa.

Election of Officers.

SECTION OF VITAL STATISTICS AND EPIDEMIOLOGY

9.30—*Salon B*.

Chairman—Dr. D. V. Currey, Medical Officer of Health, St. Catharines, Ont.

9.30—Morbidity Study in the Civil Service of Canada—Dr. F. S. Burke, Department of Pensions and National Health, Ottawa.

- 9.50—Further Observations on the Mortality in the Older Age-Groups—Dr. N. E. McKinnon, Connaught Laboratories and School of Hygiene, University of Toronto.
- 10.10—Studies of Two Typhoid Carriers—Dr. R. P. Hardman, Associate Epidemiologist Department of Health of Ontario.
- 10.30—Cancer in Ontario—Dr. A. Hardisty Sellers, Medical Statistician, Department of Health of Ontario, Toronto.
- 10.50—Trichinosis—Dr. J. H. Gervais, Superintendent, Division of Epidemiology, Department of Health, Montreal.
- 11.10—Some Epidemiological Features of the 1936 Epidemic of Poliomyelitis in Manitoba—Dr. C. R. Donovan, Director, Division of Disease Prevention, Department of Health and Public Welfare of Manitoba, Winnipeg.
- 11.30—Occurrence of Diphtheria Among Presumably Immunized Children—Dr. R. D. Defries and Dr. Mary A. Ross, School of Hygiene, University of Toronto; and Dr. J. A. Laxton, Department of Public Health, City of Toronto.
- 11.50—Report of the Sub-committee on Stillbirth Registration and Certification—Dr. A. Hardisty Sellers, Chairman.

GENERAL SESSION CANADIAN PUBLIC HEALTH ASSOCIATION, ONTARIO
HEALTH OFFICERS' ASSOCIATION

THURSDAY AFTERNOON

2.30—*Ball Room.*

Chairman—Dr. M. R. Bow, Deputy Minister of Health of Alberta, Edmonton; President, Canadian Public Health Association.

- 2.30—Recent Studies in Puerperal Sepsis—Dr. Ronald Hare, Connaught Laboratories and School of Hygiene, University of Toronto.
- 3.00—Control of Tuberculosis in Rural Areas—Dr. Reginald M. Atwater, Executive Secretary, American Public Health Association, New York.
- 3.30—Public Health and the Traffic Accident Problem—Dr. N. L. Burnette, Metropolitan Life Insurance Company, Ottawa; Chairman, Committee on Accident Prevention, Canadian Public Health Association.
- 4.00—Are Statistics Essential to a Successful Public Health Programme?—Dr. D. V. Currey, Medical Officer of Health, St. Catharines, Ont.
- 4.30—Some Causes of Malnutrition—Dr. E. W. McHenry, Connaught Laboratories and School of Hygiene, University of Toronto.
- 4.00—Demonstration, Treatment of Syphilis. *Veneral Disease Clinic, 87 Albert Street.*

GENERAL SESSION CANADIAN PUBLIC HEALTH ASSOCIATION, ONTARIO
HEALTH OFFICERS' ASSOCIATION

THURSDAY EVENING

8.30—*Ball Room.*

Chairman—Dr. M. R. Bow, Deputy Minister of Health of Alberta, Edmonton; President, Canadian Public Health Association.

1. Address of Welcome.—Dr. G. M. Geldert, Acting Mayor, City of Ottawa.
2. Presidential Address—Dr. M. R. Bow.
3. Control of Lobar Pneumonia—Dr. Frank L. Horsfall, Jr., The Hospital of the Rockefeller Institute for Medical Research, New York.
4. Presentation of Honorary Life Membership in the Canadian Public Health Association to:
 - Dr. John A. Ferrell, Associate Director, International Health Division, The Rockefeller Foundation, New York.
 - Dr. George F. Buchan, M.R.C.P., D.P.H., Medical Officer of Health, Borough of Willesden, Kilburn, London, England.
 - Dr. Helen MacMurchy, C.B.E., Toronto.
5. The Contribution of the Professional Health Worker in the Field of Mental Hygiene—Dr. C. M. Hincks, Director of the National Committees for Mental Hygiene in Canada and the United States.

ONTARIO HEALTH OFFICERS' ASSOCIATION

FRIDAY MORNING, JUNE 18th

9.00—*Banquet Room.*

Chairman—Dr. C. E. Hill, Medical Officer of Health, Willowdale, and President Ontario Health Officers' Association.

9.00—Discussion.—The opportunity is given in this discussion for questions to be raised. The following questions have been submitted and will be introduced briefly by the speakers mentioned.

1. Cost of X-ray Films in Tuberculosis Examination of Indigent Patients—Dr. A. E. Northwood, Medical Officer of Health, Chatham.
2. Non-reporting of Tuberculosis by Medical Officers of Health—Dr. G. C. Brink, Director, Division of Tuberculosis Prevention, Department of Health of Ontario.
3. Proper Washing of Dishes and Glassware—Dr. A. L. MacNabb, Director, Division of Laboratories, Department of Health of Ontario.
4. Status and Duties of the Medical Officer of Health—Public Health Committee of the Ontario Medical Association; presented by Dr. G. Murray Fraser, Medical Officer of Health, Peterborough.
5. Some Further Responsibilities of the Medical Officer of Health—Dr. J. T. Phair, Chief Medical Officer of Health, Ontario.
6. Salary of the Medical Officer of Health—Dr. J. W. Mackie, Medical Officer of Health, Lansdowne.
7. Cancer Reporting—Dr. A. Hardisty Sellers, Medical Statistician, Department of Health of Ontario, Toronto.
Hygiene, Department of Health of Ontario.
8. Meat Inspection in Northern Ontario—Dr. F. H. Wilson, Medical Officer of Health, Englehart.

10.30—Swimming Pools and Bathing Facilities—Dr. A. E. Berry and Mr. G. A. H. Burn, B.A.Sc., Division of Sanitary Engineering, Department of Health of Ontario.

11.00—Some Legal Aspects of Public Health Administration—Dr. K. G. Gray, Solicitor, Department of Health of Ontario.

11.30—Preventive Paediatrics from the Viewpoint of the School Medical Officer—Dr. Lloyd P. MacHaffie, School Medical Officer, Ottawa, Ontario.

CANADIAN PUBLIC HEALTH ASSOCIATION

PUBLIC HEALTH NURSING SECTION

9.30—*Ladies Cafe.* Business session.

Chairman—Miss Edna L. Moore, Reg. N., Chief Public Health Nurse, Division of Maternal and Child Hygiene, Department of Health of Ontario, Toronto.

9.30—Report of the Study Committee on Requirements for Employment of Public Health Nurses—Miss Laura A. Gamble, Reg. N., Toronto, Chairman.

10.00—Discussion of Report.

10.30—The Public Health Nurse in Industry—Miss Hazel Latimer, Reg. N., The E. B. Eddy Co., Hull, Quebec.

11.00—The Technique of a Survey of Rheumatic Diseases—Dr. F. S. Burke, Department of Pensions and National Health, Ottawa.

Election of Officers.

MENTAL HYGIENE SECTION

9.30—*Salon C.*

{Chairman—Dr. Baruch Silverman, Assistant Director, Mental Hygiene Institute, Montreal.

9.30—Some Experience with the Sterilization of the Mentally Unfit in Alberta—Dr. R. R. MacLean, Medical Superintendent, Provincial Mental Hospital, Ponoka, Alberta, and E. J. Kibblewhite, M.A., Social Worker.

10.00—Practical Aspects of Community Mental Health—Dr. A. M. Doyle, Director, Mental Health Clinic, Kingston, Ontario.

Discussion opened by Dr. Baruch Silverman.

10.30—The Heredity of Feeble-mindedness: A Public Health Problem—Dr. W. L. Hutton, Medical Officer of Health, Brantford, Ontario.

Discussion opened by Dr. D. V. Currey, Medical Officer of Health, St. Catharines, Ontario.

Election of Officers.

LABORATORY SECTION

9.30—*Salon D.*

Chairman—Dr. A. J. Slack, Director, Institute of Public Health, London, Ontario.

9.30—Metabolism of Haemolytic Streptococci—Professor Frederick Smith, Department of Bacteriology and Immunity, McGill University, Montreal.

9.50—B. Coli in Pasteurized Milk—Dr. Ambrose Moffat and Mr. J. McKay, Division of Laboratories, Department of Public Health, City of Toronto.

10.10—A Concentration Method for the Detection of Tubercle Bacilli—Dr. N. W. McLellan, Department of Bacteriology and Immunity of the Children's Memorial Hospital and McGill University, Montreal.

10.30—Kay and Graham's Phosphatase Test Applied to Ontario Milks—Dr. M. Doreen Smith, Connaught Laboratories and School of Hygiene, University of Toronto.

10.50—Dish and Utensil Washing in Public Eating and Drinking Establishments—Dr. A. L. MacNabb, Director, Division of Laboratories, Department of Health of Ontario.

11.10—Seasonal Variation in Immunity Response—Dr. G. D. W. Cameron, Connaught Laboratories, University of Toronto.

11.30—The Cultural Method for Detecting Residual Gonococcal Infection—Dr. R. J. Gibbons, Connaught Laboratories (Western Division), Vancouver, B.C.

SECTION OF VITAL STATISTICS AND EPIDEMIOLOGY

9.30—*Salon B.*

Chairman—Dr. D. V. Currey, Medical Officer of Health, St. Catharines, Ont.

9.30—Epidemiological Investigations in Quebec—Dr. A. R. Foley, Epidemiologist, Ministry of Health of Quebec, Quebec.

9.50—The Circumstances of Accidental Deaths in Canada in 1936, as brought out by the New Death Certificate—Miss Y. Baudry, R.N., Vital Statistics Branch, Dominion Bureau of Statistics, Ottawa.

Discussion—Dr. N. L. Burnette, Ottawa.

10.10—Appendicitis as a Public Health Problem—Dr. Mary A. Ross, Department of Epidemiology and Biometrics, School of Hygiene, University of Toronto.

10.30—Some Observations on Infant Mortality—Dr. L. A. Pequegnat, Deputy Medical Officer of Health, City of Toronto.

10.50—Observations on the Control of Tuberculosis in New Brunswick—Dr. A. M. Clarke, D.P.H., District Medical Health Officer, Woodstock, N.B.

11.10—Gleanings from Montreal Health Reports—Dr. Eugene Gagnon, Superintendent, Division of Vital Statistics, Department of Health, Montreal.

11.30—The Effect of Allocation by Residence upon the Vital Statistics of Hamilton—Mr. E. J. Picton, Statistician, Department of Health, Hamilton, Ontario.

11.50—Report of the Committee on Non-resident Births and Deaths—Mr. T. E. Ashton, Statistician, Department of Public Health, Toronto.

SOCIAL HYGIENE SECTION

9.30—*Tudor Room.*

Chairman—Colonel J. T. Clarke, President of the Health League of Canada — Ottawa Branch.

9.30—Control of Venereal Diseases in Rural Areas—Dr. A. L. McKay, Director, Division of Preventable Disease, Department of Health of Ontario, Toronto.

10.00—A Recent Survey of the Incidence of Venereal Diseases in Toronto—Dr. Gordon Bates, General Director, The Health League of Canada, Toronto.

- 10.30—New Developments in Health Administration of a Metropolitan Area—Dr. H. E. Young, LL.D., Provincial Health Officer, Victoria, B.C.
- 11.00—Full-Time Health Administration in Rural Areas—Dr. John A. Ferrell, Associate Director, International Health Division, The Rockefeller Foundation, New York; and other speakers.
- Election of Officers.

CANADIAN PUBLIC HEALTH ASSOCIATION, ONTARIO HEALTH OFFICERS' ASSOCIATION

LUNCHEON SESSION

- 12.00 noon—Visit and complimentary luncheon, Water Filtration Plant, Lemieux Island through the kindness of the Corporation of the City of Ottawa. Buses leave the Chateau at 12 sharp. Cards should be obtained at the registration desk as early as possible.

FRIDAY AFTERNOON

Free for sightseeing.

- 4.00—Reception and garden party for members of both associations, given by Mr. Norman and Senator Cairine Wilson and Colonel and Mrs. C. M. Edwards—*Country Club*. Invitations may be obtained at the registration desk.

CANADIAN PUBLIC HEALTH ASSOCIATION, ONTARIO HEALTH OFFICERS' ASSOCIATION

FRIDAY EVENING

- 7.30—Dinner and Dance. *Jasper Room*. Tickets (\$1.50) may be obtained at the registration desk.
- Chairman—Dr. M. R. Bow, Deputy Minister of Health of Alberta, Edmonton; President, Canadian Public Health Association.
- Speakers—Dr. R. E. Wodehouse, Deputy Minister of Pensions and National Health, Dr. Arthur T. McCormack, Commissioner of Health, State of Kentucky, and President-Elect, American Public Health Association.

GENERAL SESSION CANADIAN PUBLIC HEALTH ASSOCIATION, ONTARIO HEALTH OFFICERS' ASSOCIATION

SATURDAY MORNING, JUNE 19th

- 9.00—*Ball Room*.
- Chairman—Dr. C. E. Hill, Medical Officer of Health, Willowdale; President, Ontario Health Officers' Association.
- 9.00—Reports of the Committees on Nominations and Resolutions.
- 9.30—Treatment and Control of Poliomyelitis—Dr. F. W. Jackson, Deputy Minister, and Dr. F. T. Cadham, Director of Laboratories, Department of Health and Public Welfare of Manitoba, Winnipeg.
- 10.00—Symposium on Communicable Diseases:
- 10.00—Undulant Fever—Dr. Chas. A. Mitchell, Animal Diseases Research Institute, Hull, Quebec.
- 10.10—Discussion.
- 10.15—Swimmers' Itch—Dr. A. L. McKay, Director, Division of Preventable Diseases, Department of Health of Ontario.
- 10.25—Discussion.
- 10.30—Smallpox Vaccination—Dr. Fred Adams, Medical Officer of Health, Windsor, Ontario
- 10.40—Discussion.
- 10.45—Trichiniasis—Dr. T. W. M. Cameron, Director, Institute of Parasitology, MacDon-ald College (McGill University), Quebec.
- 10.55—Discussion.
- 11.00—Bacillary Dysentery—Dr. R. P. Hardman, Associate Epidemiologist, Department of Health of Ontario.
- 11.10—Discussion.

CANADIAN PUBLIC HEALTH ASSOCIATION

SECTION OF VITAL STATISTICS AND EPIDEMIOLOGY

9.00—*Salon B.*

Chairman—Dr. Mary A. Ross, Department of Epidemiology and Biometrics, School of Hygiene, University of Toronto; Vice-Chairman of Section.

9.00—Tuberculosis in Lincoln and Welland Counties—Dr. C. G. Shaver, Superintendent, Niagara Peninsula Sanatorium Association, St. Catharines, Ontario.

9.30—The Age Distribution of the Population of Canada in relation to Mortality—Mr. M. C. MacLean, M.A., Chief, Division of Social Analysis, Dominion Bureau of Statistics, Ottawa.

10.00—Report of the Committee on the Certification of Causes of Death—Dr. R. D. Defries, Chairman.

10.15—Report of the Committee on the Annual Report of the Medical Officer of Health and On Health Department Budgets—Dr. D. V. Currey, Medical Officer of Health, St. Catharines, Ontario.

10.30—Visit to the Dominion Bureau of Statistics. Cards may be obtained at the registration desk.
Election of Officers.

LABORATORY SECTION

9.30—Tour of Laboratories, including the Laboratory of Hygiene of the Department of Pensions and National Health; the National Research Council Laboratories; the Animal Diseases Research Institute, Hull, Quebec; and the Central Experimental Farm. Cards may be obtained at the registration desk.

ENTERTAINMENT AND VISITS

Friday, June 18th.

12 noon. Visit and complimentary luncheon arranged by the Corporation of the City of Ottawa at the Ottawa Filtration Plant on Lemieux Island. Buses will leave the hotel at 12 sharp. This visit affords members an opportunity of inspecting one of the most modern water filtration plants on the continent. Please register for this visit as soon as possible.

Friday afternoon. No formal programme has been arranged, so that members may utilize the time entirely for visits to centres of interest, including the Houses of Parliament, the Public Archives, and the National Art Gallery.

4.00-6.30. Reception and garden party at the Country Club, given by Mr. Norman and Senator Cairine Wilson and Colonel and Mrs. C. M. Edwards. Invitation cards are obtainable at the registration desk.

7.30. Dinner and dance in the Jasper Room, Chateau Laurier. Tickets (\$1.50) may be obtained at the registration desk. Speakers: Dr. E. R. Wodehouse, Deputy Minister of Pensions and National Health, and Dr. A. T. McCormack, Commissioner of Health, State of Kentucky, and President-Elect, American Public Health Association.

Saturday, June 19th.

9.30 a.m. Tour of laboratories, including the Laboratory of Hygiene of the Department of Pensions and National Health; the National Research Council Laboratories; the Animal Diseases Research Institute, Hull; and the Central Experimental Farm. For members of the Laboratory Section and others interested in public health laboratory work. Cards should be obtained from the registration desk not later than Friday.

10.30 a.m. Visit to the Dominion Bureau of Statistics, where demonstrations will be provided. The group will leave at the close of the Section meeting in Salon B. Please obtain cards from the registration desk.

SCIENTIFIC AND COMMERCIAL EXHIBITS

The Committee on Exhibits is pleased that the following departments of health, research institutions, and national voluntary agencies have been able to present aspects of their work in the scientific exhibits section:

- American Public Health Association.
- Canadian Dental Hygiene Council.
- Canadian Red Cross Society.
- Canadian Tuberculosis Association.

Canadian Welfare Council.
Connaught Laboratories and School of Hygiene, University of Toronto.
Dairy and Cold Storage Branch, Department of Agriculture, Canada.
Department of Health and Public Welfare, Province of Manitoba.
Department of Pensions and National Health, Canada.
Health League of Canada.
Institute of Parasitology, Macdonald College (McGill University).
Metropolitan Life Insurance Company.
Victorian Order of Nurses for Canada.

✻ The scientific exhibits constitute an important supplement to the formal programme and are conveniently arranged in Peacock Alley, adjacent to the Ball Room, in which most of the general sessions are being held.

COMMERCIAL EXHIBITS

The commercial exhibits section affords members an opportunity to discuss questions relating to the services and products presented. The Committee desires to direct the attention of delegates to the exhibits of the following firms, located in the corridor adjoining the Ball Room.

Associated Chemical Co. of Canada, Ltd.
Canada Starch Company.
Central Scientific Co. of Canada, Ltd.
H. J. Heinz Company.
The Macmillan Co. of Canada, Ltd.
Sanitary Metal Milk Cap Corp., Ltd.
Vi-Tone Company.
A. Wander, Limited (Ovaltine).
Winthrop Chemical Company, Inc.

To these exhibitors the Committee on Exhibits, on behalf of the Associations, expresses appreciation of their co-operation and interest.

DIVISION OF DENTAL SERVICES

W. G. THOMPSON, D.D.S., F.A.C.D., *Director.*

The Division has given the same assistance as in previous years, to the municipalities interested in making a dental survey, by supplying, gratuitously, the necessary Notification of Defects Forms, and such educational booklets as are available for distribution.

Over two thousand school children, and a number of adults who are on relief, have been given extensive treatment in the clinic of the Dental Car. Travelling along the Canadian Pacific Railway line between Busted and Dorion, Dr. Markle has given a much needed service to the people in the small scattered communities in the distant parts of the province.

The plan of emergent dental treatment continues to give a limited measure of treatment to people on relief. Approximately 22,000 patients were looked after during the year, and there is no doubt this service is a very necessary one.

There is a dentist on the staff of each of the thirteen Ontario Hospitals, and upon admission every patient has a complete dental examination, including X-ray where necessary. Throughout the year the patients attend the hospital clinic for treatment, replacements and restorations.

The Central Laboratory is proving very satisfactory. During the year, over three hundred new dentures have been supplied and over three hundred repairs of all kinds have been made.

INDUSTRIAL HYGIENE DIVISION

J. G. CUNNINGHAM, B.A., M.D., D.P.H., *Director.*

Technical services of the physicians, chemists and engineers in the Division have been used by the Inspection Branch of the Department of Labour, the Industrial Accident Prevention Associations, Workmen's Compensation Board, employers, employee groups and physicians for investigation and recommendation to control health hazards in industry.

Exposures to lead and silica remain the most important on account of the disability they produce but the following illustrate the variety of less common inquiry; perchlorethylene for degreasing; thorium and beryllium in gas mantle manufacture; arsenic and lead on tobacco; arseniuretted hydrogen in gold refining; calcium silicate in rock wool; carbon tetrachloride in an anti-rust compound; benzol in aircraft manufacture.

The number of requests for assistance steadily increases so that it is difficult to complete surveys which would ordinarily be instituted to increase our information respecting the significance of certain exposures, e.g., the relative amounts of dust produced when shaking-out hot and cold castings, or the extent to which exposure from parting sands is responsible for silicosis in moulders.

Laboratory analyses to determine the types and amount of exposures to suspected substances and including air samples, total 700, covering lead, silica, arsenic, volatile substances and a large miscellaneous group; the evaluation of health hazards in individual plants with analyses and physical examination as the basis, is constantly called for, although it is frequently possible now to estimate the hazard from plant visits alone.

There were 800 physical examinations, conducted either as part of surveys initiated by the Division or among those suspected of suffering from occupational diseases and referred from various agencies for an opinion. These examinations direct attention to exposures which might otherwise be missed. Four of the other provinces have submitted physical examination data for advice in connection with programs being initiated for the control of silicosis. Two hundred and forty-three claimants for compensation for silicosis were examined by the Silicosis Referee Board for the Workmen's Compensation Board. One hundred men entering mining received examination under special arrangements. Five hundred foundrymen were examined for the detection of tuberculosis. Ninety cases from the Department staff were examined for eligibility for treatment and about 100 others for employment. Five hundred normal school students received examination as prospective teachers.

Follow-up of families of silicotic foundrymen from one large factory was organized to determine the amount of tuberculosis. The age at which foundrymen develop silicosis appears to have a very direct bearing on the exposure of their families to the complicating infection. The findings are in contrast to those in families of silicotic miners.

The examination of one hundred and fifty workers in a cotton factory presented no abnormal amount of tuberculosis. This is part of a group of examinations planned to determine the actual amount of tuberculosis in comparable types of employees working in close proximity and at some distance from one another.

The co-operation of the Division with plant physicians in factories with lead and benzol exposures where the Factory regulations require periodic examination, has prevented the development of cases of poisoning, but it is apparent that the clinical laboratory facilities require to be increased if these examinations are to be extended as they should be.

Periodic examinations instituted by employers themselves in the silica trades have increased in numbers, but these should be generally required as soon as suitable arrangements for carrying them out can be made.

The process of cadmium plating had been observed critically since it became more common. In the last year or two there have been no known cases of poisoning in this process, but attention was focussed on the poisonous nature of the oxide by two deaths and a number of cases of sickness from exposure to the fumes in the course of a special operation where rivets, cadmium plated, were returned to the plant for additional processing. These were introduced directly into an annealing furnace from which the cadmium was driven off as oxide fumes. These cases have been reported.

A variety of inquiries arises on non-industrial poisonings, including lead in children; arsenic in wall paper; dermatitis from cosmetics; wood fungicides; methyl bromide as a fumigant for food; aluminium and granite for cooking utensils. In this laboratory has been recognized another non-industrial source of lead exposure in the coloured chalks used in schools. A report has been published.

With the Factory Branch of the Department of Labour regulations were drafted and presented for enactment under The Factory, Shop and Office Building Act, respecting the control of dust. Close arrangements exist between these departments in the effort to improve the silica trades in this respect. Many employers are to be commended for the results obtained. The technical staff assists in ensuring that expenditures for this purpose accomplish the result intended.

Mr. J. D. Leitch, Engineer in this Division, unfortunately severed his connection with the Department to enter the commercial field. His work in dust control is being continued by L. B. Leppard, M.A., Ph.D.

Sanitary Inspection in Unorganized Territory.

Mr. D. S. McKee, District Provincial Sanitary Inspector at Sudbury, has been appointed Chief Sanitary Inspector for unorganized territory. His report which follows, covers problems in sanitation and communicable diseases, to which the regulations respecting camps, works and premises under The Public Health Act are directed. These regulations also place the responsibility for medical and surgical care upon the employer in the territory to which they apply. The contract arrangements which he makes with the physician for carrying out this obligation provides for payment by the men themselves. The regulations are directed primarily to bringing medical care within access of groups ordinarily isolated from these facilities, but the development of large scale operations in the lumber and pulp industries, highway construction and mining, have presented certain problems which are the subject of special consideration. Under existing arrangements, it is of first importance that the employer responsible for medical care take an active interest in the arrangements for providing it. This has not always been the case. Amendments are being presented in the effort to improve the service.

Chief Sanitary Inspector's Report.

Since I have had the honour of taking over the office of Chief Sanitary Inspector, with an office in Toronto, it was necessary to make some adjustment in the territories to be covered by each of the other five district inspectors, and also provision for a new district office in Geraldton which was made necessary by the acute nature of sanitary conditions in this unorganized town with a population of 1,500 persons, and two adjoining townsites under development at the same time.

During the latter part of June, Mr. Sydney Harris was appointed to the field staff of inspectors with a new office at Geraldton and jurisdiction extending from Peterbell to Nipigon on the C. N. R. North from Long Lac to Nakina, East to Hearst, and West to Armstrong on the C. N. R., covering mining, lumbering and other industrial camps, also unorganized communities, schools, etc.

There is still that portion of the Sudbury district between Parry Sound and Hornpayne on the C. N. R. to be covered, which presents a difficult problem. In the area covered from this office we have 15 unorganized communities with populations from 300 to 2,000 people, combined with 16 companies operating 66 camps and employing approximately 7,000 men in unorganized territory. In my opinion these industrial camps should be covered from an office in Sudbury which is the logical railway centre to all points north and south and the headquarters for the companies operating in that district. If an office were opened up again in Sudbury, we could extend that district to take in that portion of the Fort William district East and West of White River as these camps are over 250 miles from the Fort William office.

The work performed by the sanitary inspectors during the year was as follows:—Sanitary supervision of industrial camps operating in territorial districts without municipal organization; sanitary supervision of unorganized towns and villages; investigating complaints and communicable diseases and quarantine cases. They have rendered valuable services, on request from the local Boards of Health, to the Medical Officers of Health and their part time sanitary inspectors in many small organized municipalities.

Industrial Camps.

During the year we have had 248 industrial operators employing 41,332 men in 530 camps as follows:—

	Camps	No. of Men
Lumber and Pulpwood.....	382	28,148
Mining.....	116	10,607
Construction and other camps.....	32	2,577
	<u>530</u>	<u>41,332</u>

There has been a vast increase in pulpwood operations during the past year and in all districts, woods operations were carried on during the summer months, thus creating many new problems not so commonly found during winter operations. Such matters as adequate cold storage for food supplies, flyproof equipment for summer camps and the sanitary supervision of privies where large groups of workmen were housed, presented new problems in all districts and were taken care of very efficiently by the inspectors.

The incidence of typhoid infection was low, taking into consideration the vast increase in the number of men employed during the hot summer months. All the inspectors took advantage of the summer operations to carry out an extensive campaign for immunization of the workmen by encouraging inoculation against typhoid and para-typhoid fevers. This was particularly noticeable in Inspector O'Hara's district where it is reported between 70% and 75% of all workmen in the area are now protected by inoculation carried out by contract physicians.

During the summer months sporadic cases of typhoid fever developed at the Northern Hardwood camps at Kearney; Ehn's camps at Ignace; and L. T. Martin Company camps at North Bay. The most serious cases were at the Northern Hardwood Company camps where nine workmen developed fever with one death. It would appear from the inspector's reports and from the contract physician that a safe drinking water supply was available at the camp site but the workmen disregarding instructions against drinking swamp water in the woods, developed fever.

Contract Physicians.

Early in the year a check-up on the visits of contract physicians to the camps was made, also in regard to the number of reports sent in to the Department and the nature and usefulness of the reports. In some cases, it was found that the doctor was not making the required monthly visits or when he did visit the camp he neglected to send in his report to the inspector. Most of the physicians did not keep any record of their work done as shown by reports of numbers immunized. The total given below does not nearly represent the work of this kind accomplished. Increased attention of your six inspectors to this point has brought very satisfactory results in the number of inspections and more regular reports and most important, in the nature of the information, on the report forms during the latter part of the year. A brief summary of the work of the industrial physicians during the past year is as follows:

Number of Medical and Sanitation contracts active this year.....	248
Number of contract Physicians' Reports received.....	2,445
Number of sickness cases treated.....	11,271
Number of workmen immunized according to incomplete reports of Physicians.....	685
Number of Communicable Diseases reported since July.....	304
Number of deaths reported since July, from any cause.....	4

While the contract physician cannot take drastic action against the employer regarding enforcement of camp regulations, it is expected that he should give a report on camp conditions on his first visit of inspection, so that your inspector will know of any infractions of camp regulations respecting construction and sanitation and can take immediate action to have conditions corrected at the commencement of operations. Taking into consideration the number of camps, the seasonal character of operations, and the distance to be travelled by your inspectors in the sanitary control of the various industrial camps, the higher standard of camp construction and living conditions is fairly satisfactory.

To avoid the possibility of workmen who require medical attention being employed in the woods or away from the camp living quarters at the time of the doctor's visit to the camp, arrangements have been made as far as possible that a notice of the date of the doctor's visit be placed in the camps to provide every opportunity for treatment of workmen in the camp when required.

The open-type pail for drinking water and the common drinking cup in camps have again been drawn to attention by some of the inspectors. This unsanitary condition is a menace to health. We are endeavoring to show the employer the importance of providing standard sanitary drinking-water containers. It may be necessary to make some provision in the regulations.

Mining Camps.

During the early part of the year both new and old mining camps were giving employment to 10,607 men. As most of these camps are of a permanent nature they do not present the same problems as lumber and construction camps, the latter moving from one point to another. Many of the operators coming in from the other Provinces are not familiar with the regulations under the Ontario Public Health Act. Mining camps do create new settlements and towns, which in every case, have required continual sanitary supervision by your inspector. Such points as Larder Lake, Geraldton, Red Lake and many others have required very close sanitary supervision during the past year, so that what might have been serious epidemics of typhoid fever, have been avoided.

Construction Camps.

Road and other construction camps have given employment to 2,577 men during the summer, continuing into the winter months. These camps were visited and inspected regularly and from the inspectors' reports, with few exceptions, an earnest effort has been made by these operators to conform to standard regulations.

Tourist Camps.

Each of your inspectors covered as many of the tourist camps as possible during the short tourist season, in his respective district, and at the same time *public and separate school* sanitary supervision was carried on.

Berry Picking Camps.

As we have already experienced one epidemic of typhoid fever in one of these camps in the Abitibi area, some attempt has been made to establish some control of these areas. There is not any central authority to deal with and the berry pickers are continually moving from one location to another. The only solution of this problem seems to rest with the success of your inspectors in educating the pickers in personal hygiene and suggesting suitable sanitary conveniences for large groups of pickers in the same area or camping ground.

Unorganized towns and villages have been under continual sanitary supervision by the inspectors throughout the year. The populations of these settlements vary from 100 to 2,000 persons. The general work covered by these sanitary surveys includes:—drinking water supply; schools; restaurants; butcher shops; hotels; disposal of refuse; inspection of refuse grounds and incinerators; disposal of sewage and waste water; plumbing and drainage; and inspection of dairies.

Combined with the inspectors' work in unorganized territories, considerable time has been spent in work in the small organized municipalities by request of the local authorities—in assisting local part-time sanitary inspectors.

Larder Lake, Red Lake and Geraldton, the latter now incorporated, have presented a difficult problem. During the summer months of the past year, visits were required almost weekly in the abatement of nuisances and to minimize the dangerous unsanitary conditions which developed from day to day in these growing unorganized communities. The problem of a satisfactory system dealing with refuse and garbage collection and disposal has given some difficulty to the inspectors. Another problem has been the provision of an adequate, safe drinking-water supply and the protection of wells from contamination.

Mining settlements which in some cases in a short time become towns, depending upon the development of the mines in the area, have developed without any plans for sanitation and very little supervision regarding location of buildings or provision for water supply or sewage disposal until unsanitary conditions arise due to failure of the townsite promoters to take responsibility for sanitation. The problem is a very difficult one to deal with at this stage without creating considerable expense to each property owner in the community.

It is recommended that the following suggestions receive some consideration for 1938:

- (1) A general policy for disposing of mine slimes from the commencement of mill operations on account of their influence on water supply.
- (2) Grouping of medical and sanitation contracts covering a group of small operators located in the same area. In the case of large companies, one contract should cover all contractors' and sub-contractors' camps.
- (3) Provision might be made for the organization of Health Boards similar to our rural school boards with provision for assessment for the collection of refuse and night soil and its proper disposal, also for a safe water supply in unorganized settlements.
- (4) That some uniformity be adopted in the methods chosen by the railway companies for providing medical service for workmen on railway maintenance and extra gang camps.
- (5) That our regulations be amended to provide a greater frequency in the change of bedding in camps.
- (6) That provision be made for the elimination of the common drinking cup in all standard camps and that sanitary drinking-water containers be provided in all camps.
- (7) That the question of sanitary control of berry picking camps be considered before next summer after receipt of reports from the district sanitary inspectors outlining the local conditions.

During the year just closed a total of 2,087 investigations and inspections were made by your six inspectors.

Fumigation with Cyanide Compounds.

In spite of stringent regulations respecting the use of cyanide compounds for fumigation, in the past year a death was recorded from these operations. The accident arose out of failure to observe the regulations, resulting in conviction of the fumigator.

The cost of materials containing warning gas is higher than that for cyanide alone, so that cyanide was used in this case without warning gas, without a permit and without the posting of warning signs, creating a situation much more dangerous than that associated with the use of cyanide by itself under controlled conditions, and one difficult to detect because no permit had been obtained. The serious consequences of such a procedure have been demonstrated although under very unfortunate circumstances. The result is likely to be an effective deterrent.

A complication has arisen, since the casualty insurance companies apparently are not at present prepared to write insurance satisfactory to the Superintendent of Insurance as required by the regulations to be carried by the fumigator. Amendments are necessary to ensure financial responsibility in some form.

Municipal inspection and general supervision of these operations have improved.

Cancer Control.

The demand for radium emanation has taxed the capacity of the emanation plant. The supplies of radium placed at the clinics have been checked and assistance has been given in calibrating their deep therapy X-ray equipment.

The attached report of Dr. A. H. Sellers, Medical Statistician, emphasizes the number and types of new cases arising at the clinics and the comparatively late stage at which they are first seen. This takes no account of private cases treated in other hands often in hospital, concerning which no system of recording has been developed. It is apparent that the clinic centres with their facilities for surgery, X-ray and radium and staffs of internist, radiologist, surgeon and pathologist are not being used for diagnosis to anything like the extent which is desirable. They should not be looked upon as treatment centres only. Perhaps additional assurance should be given to family physicians and their patients that those unable to pay, receive diagnosis and treatment free of charge except for hospital and transportation charges to the municipality, while contribution to the cost of treatment by those able to pay is tempered to meet their financial condition.

Guidance to the public contemplated by the Committee of the Canadian Medical Association made possible by the King George Silver Jubilee Fund should accomplish something more toward early recognition and treatment of cancer cases.

The effect of the large number of "cancer cures" upon delay in instituting accepted forms of treatment is difficult to estimate, but it is apparent that these claims should be subject to investigation in order that the public may receive some guidance in the matter.

STATISTICAL REPORT ON CANCER

It is significant that this the second annual statistical report on cancer, records the introduction of a uniform plan of case recording in all clinics. The essential details and developments in this respect are presented in this report. In addition a comprehensive summary of the work done by the seven clinics, and further data upon certain aspects of cancer mortality, which are of practical interest, are included.

Cancer Case Recording.

During 1937 the task of developing a workable scheme of clinical recording for use in the cancer clinics was completed. This effort was materially furthered by the generous co-operation of the clinic directors. The need for uniformity in cancer case recording was recognized early by the Department and was emphasized in the reports of the Cancer Committee (1934-1935). The maintenance of complete and accurate clinical records, the regular follow-up of *all* patients and the study of these data over long periods of time after treatment are laborious tasks but they will fully justify the effort and expenditure required, will continue to provide a stimulus to the fuller investigation of the disease and cannot but extend our knowledge of its natural history.

The establishment of uniformity in *nomenclature* and *methods of recording* is essential in any record plan. In order to achieve these things in this instance the following steps were taken:—

(a) A classification of approved terms for recording pathological diagnosis was drafted.

(b) Stages of disease for each cancer site were defined.

(c) A memorandum for clinic directors was prepared describing the record practice which should be followed in completing all record forms, and incorporating the schedules of approved pathological terms and stages of disease.

In the new record scheme are included both clinical forms and statistical cards. In August of this year (1937) a supply of the various forms and cards described below was sent to each Centre and from this date the clinical record schedules required by the clinics will be provided by the Department. All forms make specific provision for recording the essential facts known or thought to be pertinent. An entry (positive or negative) must be made in *each* case.

Clinical Record Forms.

The series of clinical record forms includes the following:

(1) History and Examination Forms. There are six of each of these, five of which pertain to specified sites, viz.: (a) breast, (b) female genital organs, (c) lip, tongue and mouth, (d) upper air passages, (e) rectum and anus, and (f) general (sites other than those preceding).

(2) Treatment Record Forms. For recording the details of all treatment there have been developed both Radium and X-ray therapy record forms. These contain the principal facts in describing treatment by radiotherapy.

(3) Forms for cases readmitted and for which there is already a complete history, forms for *progress notes* and *follow-up* information are also included.

Statistical Cards.

The record cards provided answer the chief general and statistical needs of the clinics and the Department as follows:

(1) Follow-up Cards. These cards are designed specially for malignant tumours, one to be used for each patient. Six cards have been prepared, viz.: (a) breast, (b) uterus, (c) lip, tongue and mouth, (d) air sinuses, pharynx and larynx, (e) rectum and anus, and (f) general (sites other than those preceding).

(2) For non-malignant tumour cases and non-neoplastic diseases treated in the clinics a special card provides for a convenient summary of method of treatment and follow-up as desired.

(3) Index cards have also been made available for use in cross indexing cases by name and diagnosis as well as for re-call purposes.

In addition to the provisions outlined, a series of twenty diagrams have also been made available by the Department, on the back of each of which is a schedule for recording radium treatment.

The *follow-up cards* are of special interest from the point of view of the Department. They have been designed somewhat after those of the National Radium Commission in Great Britain and provide for a record for the essential facts in respect to the follow-up of cancer patients treated by radiotherapy. Detailed clinical studies will still necessitate, of course, return to the histories themselves. For studies of the survival of patients with cancer of various sites after treatment by age, sex, stage of disease, nature of treatment, etc., however, the follow-up cards suffice adequately. Data concerning duration of symptoms and delay in seeking treatment will also be yielded by these cards.

Tentative arrangements have been made whereby the clinics will return to the Department each year on or before February 1st, the cases of all patients treated from the time of the institution of the new system up to the end of the year just preceding. This plan will come into effect for the first time on February 1st, 1939. Copies of the cards of patients dying during the preceding year will be kept on file in the Department for study. Likewise copies of cards of patients lost or untraced for two years or more will be made in order to attempt to trace these patients where possible.

Pathological Nomenclature.

An attempt has been made to bring order out of chaos in respect to the recording of pathological diagnosis in cancer cases by the designation of a list of approved terms according to which the pathological diagnosis should be recorded on the clinical records. This list is regarded as a tentative one and is divided into three sections (*a*) Carcinoma, (*b*) Sarcoma and (*c*) Other malignant tumours. The pathological diagnosis in carcinomata is to be specified primarily as squamous or adenocarcinoma. Any qualifying words may of course be added to the pathological diagnosis thus provided for if desired, e.g., the pathological grading or further detail as to type. The use of the terms "pre-cancer" and "pro-cancer" is not approved. For the purpose of clinic recording leukaemias and Hodgkin's disease are considered as malignant tumours.

Stages of Disease.

In view of the tremendous variation in the chance of survival of cancer patients depending upon the stage of disease when treatment is begun, it was essential that a uniform schedule of stages be drawn up for use in the clinics. Throughout the world there has been and still is considerable difficulty and difference of opinion in connection with staging any and all cancers, even carcinoma of the cervix uteri. While the laying down of a more or less artificial classification will not itself eliminate entirely variations in clinical judgment, yet it should go a long way toward achieving uniformity in this respect and thus make possible a scientific appraisal of the relative chances of cure of patients at various stages.

Cancer of the breast and cervix uteri are the only two sites for which there seems to be any fairly general agreement as to staging but a working scheme has been drafted for designating the stage of any and all cancers depending primarily on extension and metastases.

For breast cases the generally approved Steinthal classification is to be followed and for cervix uteri the stages described by the Radiological Sub-Commission of the League of Nations (C. H. 788, 1929). Four stages have been designated for lesions of the lip, tongue and buccal mucosa. Skin cancers have also been divided into four groups by stage. For cancers of sites other than breast, cervix uteri, oral cavity and skin, four broad stages have been denoted, corresponding in principle to the manner in which cancers of other sites are staged.

Cancer Mortality in Ontario.

In 1936 the recorded number of deaths from cancer in Ontario was 4,441, a rate of 120.4 per 100,000 population. This is the highest death rate ever observed in Ontario and is almost twice that for 1909 the first year for which vital statistics may be regarded as reasonably complete. There has likewise been a persistent increase in the proportion of all deaths which are due to cancer. In 1909, only 5.2% of all deaths were attributed to cancer, in 1936 the figure was 11.8%.

It was emphasized in the first statistical report on cancer (1936) that "little attention need be paid to the secular trend in the crude death rate since much of this increase is only apparent." The older age structure of the population, improvements in the accuracy of diagnosis particularly in cancer of the inaccessible sites, and more reliable and satisfactory medical certification are three factors of importance contributing toward the recorded increase. Furthermore, *there is no evidence that the disease cancer is attacking the population at a younger age now than formerly.* This fact is one of considerable importance from the practical standpoint.

However, while there is reason to doubt the contention that cancer is actually increasing, apart from the factors mentioned above, the fact remains that it is one of the principal killers at ages 30-69 years. Further than that each year *there is a growing number of persons requiring diagnosis and treatment for cancer.* This number will undoubtedly continue to increase for some time to come!

Cancer Deaths by Age and Sex.

The distribution of deaths from cancer according to age and sex in 1936 is given in Table I. The percentage distribution of cancer deaths by age and the specific death rates are given.

TABLE I.
CANCER MORTALITY BY AGE AND SEX—ONTARIO, 1936

AGE GROUP	MALES			FEMALES		
	Deaths	Per Cent.	Rate*	Deaths	Per Cent.	Rate*
0-19.....	23	1.1	3.3	14	0.6	2.1
20-29.....	13	0.6	4.3	23	1.0	7.9
30-39.....	50	2.4	18.3	97	4.1	36.9
40-49.....	138	6.7	56.8	297	12.4	132.3
50-59.....	364	17.8	209.2	484	20.2	294.4
60-69.....	564	27.5	504.6	622	26.0	557.9
70-79.....	633	30.9	1,069.0	606	25.3	997.6
80 and over.....	265	12.9	1,804.4	248	10.4	1,432.0
All Ages.....	2,050	100.0	109.1	2,391	100.0	132.3

*Per 100,000 population at ages.

At ages 20-59 years the cancer death rate is much higher among females than males. At ages 70 and over the reverse is true. The steep gradient in mortality with age is clearly shown and helps to demonstrate how easily the crude cancer death rate may be influenced by any alteration in the proportion of young and old persons in the population.

Cancer Deaths by Site.

The stomach is first in numerical importance as a cancer site among males. In females breast and genital organs precede stomach. More than one-half of all cancer deaths are those attributed to cancer of the digestive tract and peritoneum. Table II gives the distribution of cancer deaths during 1936 by site.

TABLE II.
CANCER DEATHS BY SEX AND SITE—ONTARIO, 1936

SITE	MALES		FEMALES		BOTH SEXES	
	Deaths	Per Cent.	Deaths	Per Cent.	Deaths	Per Cent.
Stomach and duodenum.....	509	24.8	331	13.8	840	18.9
Other digestive tract.....	672	32.8	738	30.9	1,410	31.7
Genital organs.....	253	12.3	471	19.7	724	16.3
Breast.....	8	0.4	517	21.6	525	11.8
Buccal cavity.....	109	5.3	22	0.9	131	2.9
Urinary organs.....	155	7.6	72	3.0	227	5.1
Respiratory organs.....	107	5.2	63	2.6	170	3.8
Skin.....	66	3.2	33	1.4	99	2.2
Other or Unspecified Sites..	171	8.3	144	6.0	315	7.1
All Sites.....	2,050	100.0	2,391	100.0	4,441	100.0

This table shows that somewhat less than 28% of all persons whose deaths are attributed to cancer have cancer of "accessible" sites (skin, breast, buccal cavity and female genital organs). These are the cases which are particularly

amenable to treatment at an early stage with a reasonable chance of cure. This group contributed 43.6% of the cancer deaths among women during 1936.

Cancer Incidence.

In the first statistical report on cancer (1936) reference was made to the need for more information on cancer morbidity. It was estimated at that time that there were probably *at least* three cases needing treatment during a given year for every two recorded deaths. This would undoubtedly be considered a conservative estimate. Pending further knowledge of incidence derived from a case survey, it should be presumed that the extent of the cancer problem from the point of view of the need for diagnosis and treatment is somewhat greater than this estimate might suggest. The influence which surgery and radiotherapy have had upon the number of recorded cancer deaths cannot be estimated, but it has certainly been such as to increase the number of cancer cases alive at any one time through the prolongation of life which has been effected in many cases. Dublin has suggested that there may be three cases for every recorded cancer death. Possibly these two limits—1.5 and 3.0 cases per death—represent the bounds between which the true situation lies.

REPORTS OF THE CANCER CENTRES FOR 1937

From the annual reports submitted by the directors of the Cancer Centres to the Department, the following data have been compiled. Where possible the figures from the reports of the previous year have been included for comparison.

New Cases Treated During 1937.

Table III gives the number of new cases recorded during 1937 for each Centre:

TABLE III.
NEW CASES REPORTED BY CENTRE—1937

CENTRE	MALIGNANT			NON-MALIGNANT*
	Private	Public	Total	
Hamilton	199	84	283	100
Kingston	153	46	199	111
London	76	60	136	53
Ottawa (Civic).....	169	102	271	248
Ottawa (General)	30	34	64	15
Toronto.....	505	470	975	600
Windsor	121	36	157	41
Totals.....	1,253	832	2,085	1,168

* Reported this year as non-malignant tumours, excluding therefore, cases of non-neoplastic disease.

A total of 2,085 new cancer cases were seen during the year, of which 1,253 were "private" cases. The excess of private over public cases varies with each Centre. The marked excess for Windsor is attributable to the fact that "private" cases include all patients except municipal charges or welfare cases.

The data for new *treated* cases compared with the preceding year are given in Table IV.

TABLE IV.
NEW CANCER CASES TREATED AT THE CANCER CENTRES*
1936 AND 1937

CENTRE	PRIVATE		PUBLIC		TOTAL	
	1936	1937	1936	1937	1936	1937
Hamilton.....	173	189	61	77	234	266
Kingston.....	131	153	114	45	245	198
London.....	40	72	45	55	85	127
Ottawa (Civic).....	163	148	90	85	253	233
Ottawa (General)...	32	30	36	34	68	64
Toronto.....	531	505	428	470	959	975
Windsor.....	101	108	41	28	142	136
Totals.....	1,171	1,205	815	794	1,986	1,999

*Figures are those of cases treated by radiotherapy alone or with surgery. Cases treated by surgery alone and cases not treated are excluded.

The increase recorded over the previous year is negligible. In some centres the number of new cases declined and in others it increased. That there has not been a more definite increase is rather surprising in view of the facilities available for diagnosis and treatment.

An accurate statement of the number of cancer cases reported as "presumed alive" on a given date will not be possible until the follow-up card system is in full operation. From figures submitted by the clinics (incomplete in some instances due to lack of facilities for adequate follow-up) it is estimated that at December 31st, 1937, there were about 4,500 cancer patients on record alive. Of this number about 1,800 were new cases first seen and treated in 1937.

New Cancer Cases by Site.

The distribution of the recorded new cancer cases (2,085) by site is given in Table V.

TABLE V.
NEW CANCER CASES BY SITE — CANCER CENTRES, 1937

SITE OF CANCER	Hamilton	Kingston	London	Ottawa Civic	Ottawa General	Toronto	Windsor	Total
Breast.....	65	29	29	40	15	177	19	374
Cervix Uteri.....	42	15	16	16	13	79	13	194
Other female genital organs.....	8	8	13	15	0	58	9	111
Oral Cavity*.....	33	40	20	38	12	144	21	308
Upper air passages†.....	8	3	10	3	0	32	3	59
Rectum and Anus.....	26	6	2	6	0	12	10	62
Other alimentary tract.....	6	2	2	15	1	15	9	50
Skin.....	63	70	19	79	7	273	36	547
Bone.....	3	1	7	5	4	14	0	34
Other cases.....	29	25	18	54	12	155	37	330
Totals.....	283	199	136	271	64	975	157	2,085

*Including lip, tongue, mouth and tonsil.

†Including nasal fossae, air sinuses, pharynx and larynx.

Using "natural duration" as a basis for estimating the number of cases requiring treatment (breast 36 months, uterus 20 months) it would appear that about 25% of breast cancers and about 55% of the cases of cancer of the uterus in existence at any stage, are appearing at the clinics. This method seems to be inadequate for estimating cases of cancer of the buccal cavity and skin since the number treated in the clinics exceeds the estimate (see 1936 report pages 102 and 104). Treatment may in part be responsible for this by lowering the number of deaths recorded and therefore the estimated number of cases, based on the "natural duration" of the disease without treatment. This hypothesis is difficult to reconcile with the fact that the specific death rates at ages for cancer of these two sites have shown no significant change in the last 15 years.

Stage of the Disease at the Beginning of Treatment.

Reports from the clinics in future will give a complete picture of the extent of delay in seeking treatment. Data for 1937 indicate that less than one-fifth of new cervix uteri cases were in stage I and about one-third were in stage II at the beginning of treatment. Of breast cases only about one-third were in stage I. The reports of the National Radium Commission showed that in only 25% of patients is there no sign of local or metastatic spread when the patient is first seen. The known *marked* differences in survival rates between cases treated in the early and late stages of cancer emphasize the fact that only a relatively small proportion of patients reach the clinics at a time when the chance of "cure" is reasonably good. Measures which result in increasing the size of this patient group will result in a considerable saving of life.

Method of Treatment.

Data from six clinics giving new cancer cases by method of treatment are shown in Table VI.

TABLE VI.

NEW CANCER CASES BY METHOD OF TREATMENT—CALENDAR YEAR 1937

METHOD OF TREATMENT	PRIVATE		PUBLIC	
	Number	Per Cent.	Number	Per Cent.
X-ray.....	244	32.6	122	33.7
Radium.....	202	27.0	71	19.6
Radium and X-ray.....	107	14.3	62	17.1
Surgery and X-ray.....	114	15.2	57	15.8
Surgery and Radium.....	7	0.9	1	0.3
Surgery, Radium and X-ray.....	26	3.5	11	3.0
Not treated.....	29	3.9	26	7.2
Surgery alone.....	19	2.5	12	3.3
Totals.....	748	100.0	362	100.0

These figures are admittedly imperfect by reason of the fact that treatment was not completed for many new cases at the time these returns were made. The figures for private and public cases are pretty much the same. Apparently one-quarter of the patients received radium alone. Radium alone or with

surgery, X-ray or both was given in about 45% of all cases. X-ray alone was the treatment in one-third of the cases, while X-ray alone or with surgery, radium or both was given in two-thirds of the cases. It is hoped to be able to supplement this statement in the report for 1938.

Hospitalization of New Cancer Cases.

Further data are now available on the hospitalization of the new cancer cases during 1937. Table VII gives the number of new cases, the number hospitalized, and the average days' stay during the year.

TABLE VII.

HOSPITALIZATION OF NEW CANCER CASES—CALENDAR YEAR 1937

CENTRE	PRIVATE CASES				PUBLIC CASES			
	New Cases	Number Hosp'd	Days Stay	Aver. Stay	New Cases	Number Hosp'd	Days Stay	Aver. Stay
Hamilton.....	Data not available	—	—	see footnote*	note*	—	—	—
Kingston.....	153	19	321	16.9	46	28	742	26.5
London.....	76	46	821	17.8	60	45	1,739	38.6
Ottawa (Civic).....	169	107	2,014	18.8	102	84	3,674	43.7
Ottawa (General).....	30	26	601	23.1	34	26	1,354	52.1
Toronto.....	Data not available	—	—	—	470	372	**	**
Windsor.....	121	66	912	13.8	36	24	1,088	45.3

*Including old cases readmitted, the total days' stay for 240 patients was 4,126 or 17.2 days per patient and for 162 public patients, 3,244 days or 20.0 days per patient.

**Including 296 old cases readmitted, the total days' stay for public cases was 15,777 or 23.6 days.

All these data may be expected to do is to indicate, for the cases under consideration, the hospital days needed. It does not indicate the total hospital days required for the number of patients shown since some will be carried over into 1938. The averages have significance only in that they show a marked excess of the average stay of public over private cases. This excess is present in every Centre and was commented on last year. For the five clinics at Kingston, London, Ottawa and Windsor the average number of hospital days per *new* malignant cases *during the year* was 17.7 days for *private* cases and 41.5 days for *public* cases. It is felt that much of this difference may be due to difference in method of treatment of private cases, viz.: some private patients might be operated upon in *other* institutions and then brought to the centre for radiotherapy, whereas it is more likely that public patients would receive their surgery as well as radiotherapy at the centre in question. It is an interesting fact that for the above five Centres 48.0% of new private cases but 74.5% of new public cases were hospitalized during the year.

The total hospital days for *public* cases, including 1,143 new and old readmitted cases was 30,220 days or 26.4 days per case. This represents an expenditure in the form of per diem grants at 60 cents per day of \$18,130.00. This has reference, of course, to only a small *fraction* of the total public ward cancer cases hospitalized each year in Ontario.

MEDICAL STATISTICS

A. HARDISTY SELLERS, B.A., M.D., D.P.H., *Medical Statistician*

The office of Public Health and Medical Statistics in the Department of Health was instituted on September 15, 1936. At the outset two objectives were defined, namely: (1) to "enable the Department to more adequately assay the value of the programme for cancer treatment so heavily subsidized by the Government" and (2) to render assistance in insuring "a better type of approach to the problems resulting from increased hospitalization." To these questions, therefore, attention has been particularly directed. The objectives and scope of the work of this office, however, have been considerably broadened since its inception. The following outline of the programme during 1937 indicates the extent to which some of the many possible fields have been explored.

(1) *Cancer Control.*

There are now seven cancer clinics in Ontario using Government radium and of these, three receive an annual statutory grant. The cost to the Government of radium used by these clinics was approximately \$365,000.00. Since the clinics were inaugurated there has been a gradual increase in the number of new patients treated each year, and during 1937, for example, 1,999 new malignant cases were treated by radiotherapy at these centres.

Statistical investigation is established as one of the essential lines of approach in the scientific fight against cancer. This is one important contribution which can be made toward a solution of the problem. With this in mind and in order to determine in some tangible way the value of the Government's present programme for cancer treatment, it was essential that some provision be made to secure a uniform annual return from each of the cancer clinics. Furthermore, it was necessary to make such plans for recording in the clinics as would make it possible at a later date to assess the value to the public health of the present programme, and more specifically to determine the efficacy of the treatment of cancer of the various sites, now undertaken in the clinics.

A uniform annual report schedule was drawn up for use by the clinics, and upon the information received the summary of clinic activities presented elsewhere in this report for 1937 was based. This arrangement has made possible a general statement of the contribution now being made by the clinics in respect to the treatment of cancer.

The more fundamental problem in this field was to provide machinery for a uniform scheme of recording the history, treatment and follow-up of cancer cases treated in each of the seven clinics. This was necessary in order that any subsequent statistical analysis could be assured of a reasonable measure of accuracy. A detailed study of the various methods of cancer recording employed in the principal large centres throughout the world was therefore undertaken. With the co-operation of the directors of the clinics, a complete recording scheme was devised by this Office and a supply of all the forms was sent to each clinic in August, 1937.

The new scheme includes six history and examination forms, five of which deal respectively with the following sites—breast, uterus, lip, tongue and mouth, upper air passages, and rectum and anus. The sixth form is intended

to serve for all sites other than those specified above. In addition, forms for recording X-ray and radium therapy as well as schedules for progress notes and follow-up are included. A set of 20 diagrams has also been provided. Principal interest and importance is attached to the *follow-up cards* which form part of the scheme. One follow-up card corresponds to each of the six clinical forms. The arrangement made with the clinics provides for the use of one follow-up card for each new patient and this card contains all the essential information regarding the nature of the lesion, first symptom and duration, etc., as well as a record of treatment. The information regarding follow-up and treatment is to be recorded regularly until the patient is lost trace of or dies. The follow-up cards of all patients will be forwarded to this Office once a year, beginning February 1, 1939, for summary and at the opportune time, analyses will be conducted. In this way it will be possible to assay objectively the efficacy of treatment.

The new record scheme is one which will require some readjustment in clinical recording since the method involved differs considerably from the customary procedure. In order to assist the directors and staff of the clinics with the new record scheme, a memorandum was prepared describing in detail the use of each type of form and card and the various procedures and conventions to be followed. The present plan is to give the new method a trial of one year after which time any revisions suggested by experience will be undertaken. Meanwhile supervision and direction has been and will continue to be given to each clinic.

In preparing the record scheme for the Ontario clinics particular assistance was derived from the forms and cards designed by the National Radium Commission and the Department wishes to acknowledge the co-operation so readily given in supplying copies of their schedules for preliminary trial and experience here.

It is hoped that the new plan will eliminate entirely the differences in nomenclature and information recorded which formerly existed. To this end during 1937, a schedule was prepared setting forth the stages of disease to be employed in each clinic. Complete agreement on this method of staging all cases has been obtained and this may be regarded as a significant achievement.

In the reports on Cancer Control for the years 1935 and 1936 mention was made of the need for uniformity in nomenclature particularly in pathological reports. During 1937, a uniform schedule was prepared indicating the terminology to be used in each clinic in recording the pathological diagnosis. This, too, may be regarded as a significant factor toward effecting the standardization of records and enhancing their ultimate value for purposes of statistical research on cancer.

The new programme has particular significance in so far as the Government's cancer programme is concerned, but its ultimate value should be of even wider application than this. It provides for the collection of information which will enable an appraisal of chance of survival of patients with cancer of certain sites at specified ages and at certain stages. For the further study of the cancer problem in Ontario, the new scheme will be invaluable. As a source of data for use in the education of the public regarding cancer, there is reason to believe the new arrangement to be a substantial contribution.

The statistical studies which may now be made with the co-operation of the clinic directors will be of value to both the public and the medical profession. At the end of three and five years respectively, a comprehensive study of

all patients treated up to that time will be made, somewhat along the lines of that recently published by the National Radium Trust and the Radium Commission of Great Britain.

So far no detailed analysis of the recorded deaths from cancer available in the reports of the Registrar-General for Ontario has been made. A preliminary review of this field was made by this office during 1937, having in view a detailed statistical analysis of the natural history of cancer in Ontario as reflected by mortality data. This study when completed should be valuable in directing any further programme in respect to cancer treatment.

Public Hospitals.

In view of the increasing costs to the Government of hospitalization and in view, too, of the many related departmental problems in the hospital field, arrangements were made beginning October 1, 1936, whereby all public hospitals would return a diagnosis for every patient discharged from or dying in hospital, on the monthly statement required by the Hospitals Division. Apart entirely from the fact that per diem grants on behalf of public ward patients in public hospitals in the province cost the Government each year approximately one and a quarter million dollars, the desirability of studying on a large scale the causes responsible for hospitalization is accepted. Particularly is there need for more reliable information concerning those causes responsible for long stay in hospital whether they be illnesses of an acute character or those of a chronic incurable type.

This Office therefore has undertaken to compile the information concerning all patients discharged from public hospitals during the period October, 1936 to March, 1937. These cases number approximately 120,000. At the outset an effort was made to educate physicians and hospital record staffs in recording scientific diagnoses. A list of undesirable and unsatisfactory diagnoses was prepared and submitted to each public hospital in the province and since that time considerable improvement has been effected. Supplementary inquiries were conducted, however, in over 15,000 cases.

The analysis of all discharges and deaths during the six-month period is to be made by the punched card method. During 1937 coding was completed for over 30,000 cases and the data for 20,000 were transferred to punched cards. The facts recorded in this way will permit an analysis of discharges by length of stay in hospital, by diagnosis, by age and sex, by place of residence and method of payment, etc. When completed, the study will offer much material for the further scientific discussion of the question of hospital illnesses, hospital costs and the administration of hospital grants. This study is, as far as is known, the first of its type undertaken in Canada.

Preliminary arrangements have been completed for a statistical analysis of information obtained by the Hospitals Division through the self-pay patient financial ability return which was instituted in January, 1937. These returns, which were discontinued in August, 1937, number approximately 50,000.

Mental Hospitals.

The annual report for mental hospitals is now prepared under the direction of this Office and during 1937 several additional features were introduced into that report. A review of the present form of the statistical reports from these institutions has been made and a general revision of the report forms undertaken.

A ten year review of mental hospital statistics has been begun and will be completed during 1938. This is the first such review carried out in Ontario and will be of definite practical value in the administration of this branch of the work of the Department.

Tuberculosis.

During 1937 in co-operation with the Division of Tuberculosis Prevention, an extensive study of the present problem of tuberculosis in Ontario was made. This study involved a review of past experience in respect to mortality and a study of the present geographic distribution of both cases and deaths. A detailed analysis of the costs of tuberculosis was also included, with particular reference to the contribution now made by the Government and municipalities. This work has been incorporated in a 64-page monograph under the title "A Memorandum On Tuberculosis in Ontario with Recommendations for more Effective Control." This is the most exhaustive effort of its kind yet carried out.

Maternal and Infant Mortality.

During the year revised schedules for the Infant and Maternal death returns now required under the Public Hospitals Act were prepared for the Division of Maternal Welfare and Child Hygiene. The revised forms were designed in the light of experience during preceding years and in an effort to insure more accurate and uniform statements. A five year study of the reports which have already been collected is planned in the near future.

Data on maternal and infant mortality available in the reports of the Registrar General's Office have been accumulated, particular interest being attached to the geographic distribution of such deaths.

Statistics on Public Health Problems.

During the year this Office has given assistance to each Division in the Department in respect to any problems requiring statistical data. General statistics in all public health fields are being collected and compiled. Bulletins dealing with public health problems will be prepared as opportunity provides. During 1937, files were created for each disease of principal public health interest, and mortality as well as morbidity statistics where available, have been collected. It is hoped that future developments will make it possible to undertake many of the investigations known to be needed in assuring an effective approach toward well recognized public health problems.

APPENDIX A

The Summer Course IN Health Education

A JOINT EFFORT OF THE

Department of Health
and the
Department of Education
of the
Province of Ontario

APPENDIX A.

SUMMER COURSE IN HEALTH EDUCATION

The Summer Course in Health Education in Ontario was a development of an experiment in Health Teaching initiated in 1929. The objectives of this experiment were:—(1) To establish on the part of the school organization an increased sense of responsibility for the present physical condition of the child and also for his future health behaviour; (2) To fix the extent of the contribution to be made by those outside the teaching staff who might be considered as having anything to offer; and (3) To prepare the teacher to assume his rightful place in any programme of health education.

At the time the study began it was found that health held but a minor place on the curriculum of the junior grades in the elementary schools of Ontario. In the senior grades, slightly more consideration was given to health under the subject matter of physiology and hygiene. Health was said to be related to physical training but the extent of this relationship was, in actual practice, difficult to establish and to define. The teacher had received no instruction or training at the elementary, secondary or normal school that would arouse a sense of responsibility for the health of his pupils. What training had been given had frequently placed undue emphasis upon the ill effects of alcohol and tobacco and the health advantages of cleanliness. There was a confusion between matters relating to health and those relating to comfort, and too often those matters which offended the aesthetic sense were considered as health hazards. The teacher was encouraged to believe that the responsibility for the health of the child and for his health behaviour belonged to the home and to the special health agencies, including the school health services. Where these latter were provided they oftentimes assumed the responsibility for health teaching. Originating as a temporary expedient, the health teaching frequently came to be regarded as a prerogative of the health services.

For some time, however, there had been evident a rapidly growing interest on the part of teachers and educational officials in the matter of their responsibility for the health of the school child. Constant inquiries were received by the Department of Health from teachers asking for direction and for suitable aids in the teaching of health. Great quantities of so-called teaching aids and materials were readily available to teachers through official and voluntary agencies and commercial organizations. The teaching value of such materials had never been seriously tested in Ontario, nor had there been any appraisal of these materials with respect to their scientific accuracy and their applicability in the class-room. It was felt that an effort should be made to appraise all such materials and teaching aids available to the schools as part of a controlled experiment in health teaching in selected schools of the Province. The experiment was directed by officials of the Department of Health with the approval and co-operation of the Chief Inspector of Public and Separate Schools.

On the basis of the experiment and the criticisms of teachers who participated in it, a report was prepared by officials of the Department of Health. This report, although making no definite recommendations, suggested that the Department of Education appoint one or more members of its staff to discuss the report with officials of the Department of Health. Following a consideration of the report by officials of both departments, the Prime Minister, in

November, 1932, appointed a Joint Committee. This Committee consisted of consultant members from the Department of Education, namely: the Chief Inspector of Public and Separate Schools, Mr. V. K. Greer and the Director of Professional Training, Mr. Duncan Walker, who was succeeded in 1936 by Dr. J. W. Karr. Dr. J. T. Phair, Director of the Division of Child Hygiene, later Chief Medical Officer, was consultant member from the Department of Health. The following were named as working members of the Committee:—Mr. G. R. Smith, Instructor on the staff of the Provincial Normal School, Ottawa; Mr. R. H. Roberts, Inspector of Public Schools; Miss Mary Power, Director of Health Education; and Miss L. W. Vrooman, of the staff of the Division of Child Hygiene. At the first meeting of the Joint Committee in December, 1932, two recommendations were passed and forwarded to the Minister of Education:—First, that a handbook on health be prepared for the use of teachers in public and separate schools; and second, that a Summer Course in Health Teaching be provided for teachers-in-service. Approval was given these recommendations and in July, 1933, the first course was opened under the principalship of Dr. J. T. Phair.

The factor of prime importance in the entire Experiment has been the co-operation between the Departments of Health and Education. The fact that the latter had appointed no medical staff nor consultant since Dr. Phair's transfer to the Department of Health in 1925, was significant of the continued confidence of the Department of Education in him. A situation which was unique and unparalleled in other Canadian Provinces has resulted in direct benefit to the children in the schools of Ontario.

To meet the needs of the seventeen thousand teachers in service was a challenging problem. It was felt that a group of representative teachers who would regard a summer school course in health as an experimental study and who would be willing to contribute to the experiment in health education by organizing experimental work in their own class-rooms would be a logical development of the original experiment. The Chief Inspector of Public and Separate Schools suggested that each inspector in the Province secure, if possible, the attendance of at least one teacher at the course. The teacher so selected should be one who showed interest in the health of the pupils and was recognized as a successful teacher. Each subsequent year the Chief Inspector has sent out a similar request, the result being that the five hundred and seventy-two teachers registered in the course have been a selected group.

The enrolment has grown from 45 in 1933, 53 in 1934, 84 in 1935, 175 in 1936 to 213 in 1937. Of the total enrolment of 572, there were 415 teachers from town, village and rural schools; 152 from the teaching staffs of city schools; 2 instructors in hygiene from Normal Schools; and 3 teachers from outside the Province.

Principles of Health Education:

The following principles have been accepted by the Joint Committee and have influenced the organization, content and method of the Summer Course. The Committee acknowledge the help received from the Report of the Consultative Committee on the Primary School (1931), and the Handbook of Suggestions on Health Education, (1933) issued by the Board of Education, London, England.

Health cannot be isolated from other activities of the class-room. The objectives of health education are the development of desirable habits and attitudes and the acquisition of scientific knowledge directly related to the

life experiences and needs of the individual. The most valuable type of health education will be that which will continue throughout the school day. It will permeate all school experiences and will help the child in his life outside the school. The child must be given an opportunity for the practice of desirable health behaviour. This means an organization of the class-room so that the child is engaged in activities, experiments, etc., which have a meaning to him and from which he derives the benefits of achievement. These class-room experiences must recognize the fundamental principles of health and contribute to healthful living.

Curriculum:

Since the summer school was part of an experiment, the staff approached the matter of organization and curriculum experimentally. Four main divisions of the curriculum were finally accepted and these have served as a basis of the course during the five years:

(1) The first division was not too specifically defined but was named Health Education in Relation to the Elementary School.

(2) The second division dealt with Technical and Scientific Information required by the teacher in preparation for Health Instruction and Health Service in the Elementary School.

(3) The third division was a series of demonstrations of class-room Procedures and Activities in Health Education.

(4) The fourth division included field trips to provide the students with practical knowledge relating to Specific Community Health Problems.

The following statement gives a brief outline of the curriculum of the Course in 1937:—

I. The Need and Meaning of School Health Education.

The need of Health Education in the School.

Health Education—Definition of Terms.

Healthful School Living.

The Teacher and Health Education.

The Health of the Teacher.

The Individual Child.

Health Services.

Recreative Physical Activities.

Self-Control.

Safety.

First Aid.

II. Scientific and Technical Information required by the Teacher for Health Instruction and Health Service in the Elementary Schools:

The body and its functions.

Food in relation to the needs of the body.

The mental, emotional and social life of the individual.

The control of communicable diseases.

The commoner physical defects of school-age children.

School and community hygiene.

III. Practical Interpretation of Health Education in the Elementary Schools:

Organization of health instruction in the curriculum of:

- (a) Rural schools;
- (b) Urban schools.

Methods, activities and materials used in health instruction.

Activities, procedures and materials for the junior grades.

Activities, procedures, materials and methods of instruction suitable for the intermediate and senior grades.

Demonstrations of recreative physical activities suitable for junior grades.

Demonstrations of recreative physical activities suitable for intermediate and senior grades.

Demonstrations of athletics and competitive games suitable for intermediate and senior grades.

IV. Conferences and Discussions:

Group discussions of health problems of the school, home and community.

Group discussions of physically handicapped, mentally handicapped and behaviour-case children.

Group conferences on health instruction in the various grades.

Individual conferences with teachers on problems relating to personal and pupil health.

V. Field Trips:

In order that the teacher may have practical knowledge of personal and community health, visits under the guidance of specialists are made to:—

- (1) Museum of Science, Buffalo, New York.
- (2) Don-Alda Farms.
- (3) Milk pasteurization plants.
- (4) Water filtration plant.
- (5) Sewage disposal plant.

VI. Exhibits of Materials and Reference Library on Health.

One of the most interesting and valuable features of the Course is the showing of materials, units and enterprises on health from the schools of the Province. These have been developed in the schools under the direction of teachers who have attended former sessions of the Course in Health Education. An additional feature is a reference library of over three thousand publications relating to health education. A trained librarian directs the reading and reference of the students in attendance.

Field trips, exhibits of materials and the reference library are directed by a member of the Summer Course staff who is also a member of the Joint Committee.

Staff:

The staff is selected by the Principal in consultation with officials of the Department of Education. As the course developed from year to year, provision was made for the inclusion of new members on the staff and the re-allotment of time. The following is a statement showing the members of the staff, the subjects of instruction, and the number of periods of the Summer School of 1937.

PRINCIPAL.	Subject	No. of Periods
J. T. Phair, M.B., D.P.H., Chief Medical Officer of Health, Department of Health, Province of Ontario.	Preventable Disease. Medical Service in the Schools. School Hygiene. Place of Safety in the Health Teaching Programme. Place of First Aid in the Health Teaching Programme. Place of Physical Activities in the Health Teaching Programme. Commoner Physical Defects of Children.	20
VICE-PRINCIPAL.		
R. H. Roberts, M.A., Inspector of Public Schools, Department of Education, Province of Ontario.	Teacher's Responsibility in Health Education Methods in Health Education.	20
FULL-TIME ASSISTANTS.		
C. A. Brown, M.A., B.Paed., Inspector—Administrator, Board of Education, City of St. Catharines.	Group Conferences on Health Education in Urban Schools.	10
H. E. Elborn, M.A., B.Paed., Inspector of Public Schools, Department of Education, Province of Ontario.	Group Conferences on Health Education in Rural Schools.	10
Miss Mary Power, B.A., Director, Health Education, Department of Health, Province of Ontario.	School Health Education as part of Public Health Education. Materials in School Health Education.	20
Miss L. W. Vrooman, Reg. N., Division of Child Hygiene, Department of Health, Province of Ontario.	Relation of the Teacher to the Health Ser- vices. Conferences on Personal Health Problems of the Teacher and of the Individual Child. Health Services for Teachers in Attendance.	20
PART-TIME ASSISTANTS.		
Miss Alma Small, Recreation Leader, Toronto.	Recreative Physical Activities.	10
Alan H. Jarvis, Recreation Leader, Toronto.	Athletics and Competitive Games.	10
Miss Victoria Mullan, Public School Teacher, Board of Education, City of Toronto.	Teacher in charge of Demonstration Class.	
LECTURERS		
Ernest T. Waters, B.Sc., Ph.D.(Wales), Asst. Professor of Physiology, Department of Physiology, University of Toronto.	A Study of the Body and Its Functions.	12
A. E. Berry, M.A.Sc., C.E., Ph.D., Director, Division of Sanitary Engineering, Department of Health	Sanitation—Home, School and Community.	5
E. W. McHenry, M.A., Ph.D., Assistant Professor of Physiological Hygiene, School of Hygiene, University of Toronto.	Diet and Nutrition.	4

LECTURERS	Subject	No of Periods
Edward A. Grant, D.D.S., Ontario Dental Association.	Mouth Hygiene.	3
C. Roger Myers, Ph.D., Consultant Psychologist, Department of Health; Assistant Professor, Department of Psychology, University of Toronto.	Mental Health.	8
GUEST LECTURERS		
Harry E. Amoss, B.A., D.Paed., Inspector of Auxiliary Classes, Department of Education.	Educational Provision for Those in Need of Special Care.	1
Miss Pauline Brooks Williamson, School Health Bureau, Metropolitan Life Insurance Co., New York City, N.Y.	Trends in School Health Education in the United States and Canada.	2
LIBRARY AND ADMINISTRATION		
Miss Elizabeth Smith, Librarian.	Librarian.	
Miss Margaret Vale, Secretary.	Office Secretary.	

Dr. J. T. Phair is the Chief Medical Officer of the Department of Health. He has been associated with school health services in the City of Toronto and the Province of Ontario for over twenty years. The Experiment in Health Education in the Province was initiated by Dr. Phair, and all aspects of its development have been under his direction. He is Chairman of the Joint Committee. He is a member of the Technical Advisory Committee of the Joint Committee on Health Problems in Education of the National Education Association of the United States and the American Medical Association. He is also a member of the American Medical Editors' and Authors' Association.

Mr. R. H. Roberts has done post graduate work in education and sociology at the University of Toronto, Columbia University and the University of Chicago. He has had experience in elementary and secondary education in the schools of Ontario and Alberta. He has been connected with teacher training and with the inspection of rural and urban schools in both provinces. He is a member of the Joint Committee. He is a member of the Technical Advisory Committee of the Joint Committee on Health Problems in Education of the National Education Association of the United States and the American Medical Association.

Mr. Corbin A. Brown has been connected with the elementary schools of the Province as teacher, principal and administrator. He has done post-graduate work in education at the University of Toronto and at Columbia University.

Mr. H. E. Elborn has had a varied experience in rural and urban schools as teacher and inspector. He has served on the staff of the Provincial Normal Schools. He has done post graduate work in education at the University of Toronto.

Miss Mary Power has had a wide experience in executive positions in various fields of public health work. Since 1925 she has been Director of Health

Education. In 1930 she received a Travelling Fellowship from the Rockefeller Foundation which gave her an opportunity to study methods and trends in all branches of Health Education. She has established and maintained close contacts with workers in the field of Health Education throughout Canada, United States and Mexico. She is a member of the Joint Committee.

Miss L. W. Vrooman has had extended experience as a provincial public health nurse in the Province of Ontario. This work has brought her in contact with the schools. In 1930 she attended the Course in Methods of Health Education, at the Massachusetts Institute of Technology, under the direction of C. E. Turner, D.P.H. She is a member of the Joint Committee.

Miss Alma Small is a graduate of Toronto Normal School and has had wide experience in teaching and recreation. She has been a member of the staff of Linnear Camp in Maine. She has organized and directed summer camps for girls. During the fall and winter months she is director of recreative physical activities of child and adult groups in the City of Toronto.

Mr. Alan H. Jarvis has had several years' experience in the organization and direction of summer camps for boys. He is a senior student at the University of Toronto where he has shown an interest in the creative and recreative aspects of student life. Announcement has just been made that Mr. Jarvis has been awarded the Rhodes Scholarship from the University of Toronto.

Miss Victoria Mullan is recognized as a teacher of outstanding ability in the City of Toronto. She is a graduate of the Summer Course in Health Education. She has had charge of classes of children who required special health care.

The lecturers have been drawn from the staffs of various faculties of the University of Toronto; from the Ontario Dental Association; and from the Departments of Health and Education.

Since 1935, Miss Pauline Brooks Williamson of the School Health Bureau of the Metropolitan Life Insurance Company of New York City has been a guest lecturer at the Course. Miss Williamson discusses with the teachers in attendance present day trends in health education in the schools of Canada and the United States. In addition, she discusses in conference with members of the staff problems relating to teacher education in health.

Organization:

The morning session opens at 9.00 a.m. and extends until noon. The didactic lectures are presented during the morning session to the entire student body. A lecture period is fifty minutes in length with an intermission of ten minutes between lectures. The students are encouraged to use this time for relaxation. Lectures are made as informal and as informative as possible. Ample opportunity is given for questions and discussion. Since the Handbook is available, note-taking by the students is reduced to a minimum.

The afternoon session opens at 1.30. The students meet in small groups for conferences and for participation in demonstrations of physical activities. These groups are small and the students elect the conferences and demonstrations which they will attend. It is expected that each student will attend ten conferences and ten demonstrations in physical activities during the five weeks. The conferences and demonstrations are fifty minutes in length.

In the group conferences, which are led by members of the staff, specific problems growing out of the morning lectures are discussed with special reference to the actual class-room work of the teachers. Certain group conferences relate to health education in each of the grades from I to VIII. Other conferences are specifically designed to deal with problems arising in rural schools.

In 1937 a group of students discussed the problems arising out of the rotary organization or system. Another group of teachers from high schools met in a series of conferences on health in grades IX and X. It should be noted that the course was primarily designed for teachers of the first eight grades. However, in 1937 fifteen high school teachers enrolled and special provision was made to meet their needs.

In 1937 an invitation was issued by the Principal of the Course and the Chief Inspector to all Inspectors of Public and Separate Schools to visit the course during the last week in July. Between twenty-five and thirty inspectors responded to this invitation. They attended the lectures and participated in the conferences.

Accommodation:

In 1937 the Course was held in the Central Technical School, Toronto. The requisition for accommodation was based on an enrolment of 200 students and included a large auditorium; two lecture-rooms; two gymnasias; library; 8 work-rooms for students; one exhibit room and one store-room for materials; wash-rooms and rest-rooms for men and for women. Cafeteria service was not possible, but the room was used by those who brought lunches. Office space included a private office for the use of the principal and the vice-principal; 3 rooms to be used as offices by members of the staff; one general office. To provide for the complete physical examination of students, one examining-room with connecting wash-room and dressing room was requisitioned for each examining physician. An X-ray machine was set up in a room having a connecting dark room. For nursing service, there was a nurse's office with wash-room and emergency rest-room. In addition, provision was made for a lecture-room accommodating 40 students. This was adjacent to the nurse's office and was used for discussions on school health services.

The accommodation for the Demonstration School was determined by the number and arrangement of the classes. A class-room with store-room attached, wash-rooms, cloak-rooms, play space indoors and out-of-doors, together with provision for the lunch period, were requisitioned.

Duration.

The course opens in the first week of July and extends throughout five weeks. No classes are held on Saturday. There are 25 working days in the course. Field trips are conducted on the regular days of the course.

Credit.

Originally the course was a cultural one for which no professional credit was planned. In 1935 the Department of Education listed it among the credit courses for permanent professional certificates. No examinations are held in connection with the course. Credit is granted a teacher who attends regularly and completes assignments throughout the course and organizes approved health education in the class-room during a subsequent year of active teaching. The approval is given by an Inspector of Schools who may consult with members of the staff of the Summer School. Anyone holding a teacher's certificate is eligible to attend. Students from outside the Province are admitted upon presentation of acceptable credentials. A fee of \$10.00 is charged all students.

Materials:

Every effort has been made to bring materials and methods used in health education in line with modern education. The materials of health teaching have been developed from the principles laid down in the Hadow Report on the Primary School.

The materials used in health teaching have changed from year to year. There has always been an open mind on the part of those responsible for the course with respect to the use of materials for class-room use. In the early years, these included posters, scrap-books, helps and devices of various sorts. All were tried out in the Summer Course and in subsequent class-room use by the teachers. The teachers found that the value of much of this material was over-estimated and, in some cases, detrimental to sound health education. It has been necessary to dissipate certain ideas that prevail as to the value of various types of materials. Such helps as posters and other ready-made materials issued by commercial, voluntary and other organizations are no longer regarded as teaching aids. They have been discarded in the Summer Course since 1935. Many devices which are advocated in current literature for the promotion of desirable health behaviour have been critically examined and, after testing in the every-day life of the child, have been dropped.

Health is taught through units, enterprises, activities, life experiences, and simple experiments in the natural sciences. During the last three years, posters, scrap-books and similar materials have given place to aquaria, microscopes, magnifying glasses, terraria, and the direct study of ant and bee communities. The use of sand tables, work benches and other constructive materials has taken precedence over cut-outs from magazines and other ready-made illustrative materials. Posters made by children to re-enforce instruction and to help the child organize his health knowledge have been found effective. Health books which record an accurate and scientific progress in the child's health behaviour and health knowledge with accounts of real experiences and experiments are now used instead of health scrap-books.

During the Course, exhibits are held of units, enterprises, experiments and health books which have grown out of health education activities in classrooms of the Province. These are contributed by teachers who have attended the course in former years. They represent types of materials that have influenced the health behaviour and attitudes of the children and have contributed to health knowledge.

In the matter of texts and reference books the publishers have been most helpful, advising of new publications and in many other ways assisting in the building up of a library service on school health. Source materials from departments of government, voluntary agencies and commercial firms have been given consideration, special stress being placed upon the responsibility of the teacher for checking the scientific accuracy of the content and the pedagogical and artistic values of the presentation. Many health readers and reference books offend sound educational principles. Books in which health is taught through fairy stories, parodies, health plays, health songs, etc., have been rejected on the adverse reports of competent teachers.

Field trips have been organized during each year. The students are expected to take part in these. Before a field trip is undertaken preparation is made by a member of the staff so that the field trips become an integral part of the Course. The selection of the field trips has grown out of the lectures and the need to supplement formal instruction with actual contact. A list of the field trips has already been given. During the five years, changes have taken place in these as well as in other aspects of the curriculum. The total cost of field trips is borne by the student and does not exceed three dollars. This includes a day's trip to Buffalo and a visit to the Museum of Science.

Physical Activities:

During the years 1933 and 1934 physical activities were discussed in didactic lectures and through a series of brief, incidental and spontaneous demonstrations given by the students. In order to avoid a suggestion of conflict with established courses in physical training, the approach to the subject as part of any programme of health was at that time definitely limited, as stated above. A second reason for limiting the time devoted to this subject was the fact that all teachers had received extensive physical training during their high school and normal school courses.

The formal lectures on the curriculum of the summer course have sought to stress the following basic principles with respect to physical education: first, that it should be based upon the needs, limitations and capabilities of the individual child; second, that it should be progressive; third, that it should include something for all children, and should emphasize participation by every child; fourth, that it should be recreative and give pleasure to the child; fifth, that it should have a carry-over value after school hours and after the child has completed his schooling; sixth, that it be applicable in all schools and in all class-rooms; seventh, that it be the responsibility of the class-room teacher; eighth, that the mental, emotional and social values be considered of equal importance with the physical benefits arising from these recreative activities, and these should be understood by the teacher.

Emphasis has been placed on the fact that physical activities should grow out of those natural interests of the child manifested in running, jumping, throwing, striking and climbing, and should give the child a large measure of self-control and adaptability. The principles which have determined the content and organization of the physical activities in the Summer Course have grown out of the experiences of intelligent and critical teachers in the schools. And in this respect, the experience of the teachers of this Province who have given serious thought to the matter of physical activities in the schools has approximated that of teachers in the schools of Great Britain and the United States.

In 1933 the Board of Education of Great Britain issued a Handbook of Suggestions on Health Education. In this Handbook, as well as in the Hadow Report on the Primary School, the principles governing physical activities were found to be identical with those that had been accepted by the staff of the Summer Course as the basis for a programme of physical activities. It is significant that these principles were reaffirmed by the special Committee on Physical Education of the British Medical Association in its report of April, 1936. This report was the basis of the "Physical Training and Recreation Act" of July, 1937.

Teachers who had attended the course in the first years requested practical instruction in the types of activities suggested in the lectures. During the visit of the members of the staff of the Summer Course to the class-rooms, the need for such instruction was revealed. In 1935 a part-time assistant was appointed to the staff and made responsible for instruction and demonstration in physical activities. An attempt was made to show progression suitable for pupils from grades I to VIII. Singing games, circle games, dances, relays and other activities were used. In that year four periods were allotted for instruction and demonstrations. In 1936 eight periods were assigned to the subject. In 1937 ten periods were devoted to recreative physical activities. It was now possible to organize a progressive programme extending throughout the eight grades of the elementary school. In this same year a second part-time assistant was

added to the staff. He was designated instructor in athletics and competitive games, and was also assigned ten periods. His work included instruction and demonstration in athletics and competitive games suitable for children in grades V, VI, VII, and VIII.

Mental Health:

In the earlier years of the Course provision was made for three (3) lectures on Mental Health. These were designed to help the teacher meet personal and class problems. In response to requests from the students, the time devoted to this subject was increased and since 1936 eight (8) lectures are given. In approaching the subject of mental health, care has been taken that there be no emotional excitement in dealing with its content. Positive aspects of mental health are stressed. The negative aspects have been treated in a simple and scientific manner. Mental health is integrated into the everyday activities of the class-room as a contribution to the four-fold health of the child—physical, mental, emotional and social.

Demonstration School:

During the first three years of the course the students were given an opportunity to observe lessons on health in junior, intermediate and senior grades. The children were secured from various sources. The teachers had no opportunity of knowing the health status and the extent of the health knowledge of the children. This plan proved to be quite unsatisfactory, since the health teaching was not related to the needs of the children and lacked purpose and continuity. In 1936 lessons were taught by the students in attendance. In some instances the lessons were given to children, but in the greater number, groups of teachers were used. This plan was also found to be unsatisfactory.

In 1937 a demonstration school was organized and continued throughout four weeks of the course. Children were enrolled in the four junior grades. The demonstration was in charge of a qualified teacher who had attended the summer course. The children attended five days a week, from 9.30 a.m. to 2.30 p.m. All phases of school work were carried on. Health was exemplified in every aspect of the class-room, including healthful school living, recreative physical activities, rest and relaxation and noon-day lunch. There were no formal or direct lessons on health. The students in attendance at the course had no opportunity of observing all activities of this class. They reported that it was of great value in helping them to understand how to proceed in organizing health in their own class-rooms.

The demonstration class was critically studied by members of the staff. Following the close of the session two members visited the Demonstration School of Teachers' College, Columbia University. Through the courtesy of the Provost of Teachers' College, the Principal of Horace Mann School, and the Principals of the Elementary and Secondary Demonstration Schools, arrangements were made for visits to the classes, lectures, and conferences. Opportunity was given to discuss with those in charge the organization of a demonstration school as part of a summer course for teachers.

It is proposed to enlarge the demonstration work in 1938 and to include all grades from I to VIII. Besides the integration of health in class-room organization, it is hoped to present direct health teaching in grades V, VI, VII and VIII.

Library:

The library is one of the important features of the Course. The teachers are not required to purchase any specific texts, but are encouraged to become familiar with the broad field of recent literature relating to health in education.

The Joint Committee has assembled a library of over 3,000 publications relative to health education. There has been a careful selection of all books and publications, and an effort is made to have only the most recent and the most reliable material available for reference. This library is transferred to the summer course for the five weeks of its duration.

The Canadian publishers have shown the most sympathetic co-operation in advising the members of the Joint Committee, who are also members of the staff of the Summer Course, of new publications and making these available for examination and review. The books included in the library are the property of the Department of Health and the Department of Education jointly, but they have been assembled as a library for the Joint Committee and the Summer Course. The books are used also for loan service during the school year to teachers who have attended the summer course. The library is supplied with the leading educational and health magazines published in Canada, England and the United States.

A full-time librarian is in charge of the library during the Course to direct and assist the teachers in their reference work.

Health of the Teacher in Attendance:

Medical services have been operated in various ways. In 1933, as a demonstration, a complete physical examination was offered free of charge. This included X-ray where indicated. The medical personnel was drawn from the staff of the Department of Health, the X-ray service being arranged by the Division of Tuberculosis Prevention. Acceptance of this examination was optional. A gratifying feature was that all teachers in attendance received the examination. The findings were carefully studied by officials of the Department of Health. The studies indicated that a complete physical examination should be an essential part of any summer course for teachers-in-service.

It was not possible to give a free medical examination in subsequent years. For the second and third years of the Course service was limited to supplying a list of private physicians who might be consulted by the students.

In 1936 arrangements were made with several private physicians whereby a student might have a complete physical examination in the doctor's private office for a nominal fee of \$4.00. Appointments for these examinations were made through the nursing service of the course. Sixty students received the examination. The Division of Tuberculosis Prevention of the Department of Health gave to those students requesting it an I. C. test and X-ray where indicated.

This extension of medical service to the students in attendance at the course followed the policy of the Department of Education inaugurated in 1935, which made obligatory a medical examination of those seeking admission to teacher-training institutions in Ontario. These examinations were conducted by physicians selected by the Department of Health from panels submitted by the local medical associations of the centres in which the training schools were situated. It is interesting to note that the compulsory medical examination of all applicants to Provincial teacher-training schools followed a demonstration in the Ottawa Normal School in 1935 under the direction of Mr. G. R. Smith

and sponsored by the Joint Committee. This demonstration provided an examination of all Normal School students and included I. C. and X-ray where indicated. The examinations were made by members of the staff of the Department of Health.

The plan used in the summer of 1937 was a modification of that followed in 1936. The examination was voluntary, a nominal fee of \$4.00 was charged. The examination by the private physician was made in the examining rooms provided in the Health Services Section of the Summer Course. Medical and nursing services were in operation throughout the five weeks of the Course. The general set-up of these services and the manner in which they were carried out closely resembled health services where these have been established in elementary schools.

On the opening day of the course the Principal advised all students to consult with the nurse regarding their personal health problems. He announced that provision had been made for complete physical examination, arrangements for which should be made through the nursing service of the Course. In conference with the students the nurse urged the advisability of a periodic medical examination. Sixty-seven students received a complete physical examination under the plan offered. Three additional students had an examination by their own physicians. Of the remaining teachers one hundred and four had received medical examination within the year. All students were offered without charge the I. C. test. One hundred and forty-one responded and of these fifty-six were X-rayed. For these services there was no charge.

The reports of the medical examinations are strictly confidential. They are available for study by Dr. Phair and under his personal direction.

Dental Examination:

The value of a complete dental examination was stressed. No provision was made, however, for such examination.

Nursing Services:

The nurse is a full-time assistant on the staff of the Course and is available at all times in cases of emergency and for consultation regarding personal health problems. As has been pointed out, arrangements for medical service are made through her. In group and individual conferences she outlines the procedures of the medical examination prior to the student's visit to the physician. She stresses the educational value of the medical examination. This enhances the benefit of the service to the personal health of the teacher. In addition, the nurse utilizes the opportunity of demonstrating to the teacher the procedure which he should follow in school, whereby any examination by the professional health services may become a learning experience in health to the pupils. She gives each student an opportunity to discuss the findings of the physician immediately following the examination. When so requested by the student, she arranges that a copy of the findings be forwarded to the student's physician.

During the first week of the Course each student is required to complete health appraisal forms covering personal health practices and health status. On the form relating to health status the teacher enters the date of his last medical examination. All information on these forms is confidential, but is available to the nurse and examining physician.

In 1937 an attempt was made to arrange an interview by the nurse with each student who did not apply for the medical examination. The proce-

ture followed in arranging these conferences was to give preference to those who had requested a consultation and afterwards to those who reported on their appraisal forms that they had not seen a physician within the year. Owing to the limited nursing staff it was impossible to confer with all students.

Since 1933, the nursing service has arranged demonstrations of the various types of health appraisal and health inspection which the teacher may be expected to undertake in the class-room. These include the daily health appraisal, weighing, measuring, and the testing of vision and hearing.

The nursing service is given the responsibility of leading group discussion of school health problems arising out of specific situations in the school. This is supplemented by conferences with individual teachers when considered necessary. The subjects for group discussion under the nurse's leadership include specific problems dealing with the health of the individual child, the health of the teacher and the relationship of the teacher to the school health services.

Service to Teachers:

Teachers who have attended the course are, upon request, given certain service by members of the teaching staff of the Summer Course who are attached to the Department of Health. This service includes: source lists of publications of various departments of government, voluntary and commercial agencies; advice in respect of the planning of units and enterprises related to health; a loan service of books and other publications for reference; visual aids and other materials, the value of which has been tested. Care is exercised in the case of the last-named and teachers are urged to use life experiences from their own communities as material in health education.

Follow-Up Activities:

In order that the Summer Course may keep in touch with subsequent class-room teaching, members of the staff visit the schools during the year. They have been able to evaluate to a certain extent the effectiveness of the Course in helping the teachers. These visits are in no way inspection visits. They afford opportunity for a discussion of problems with the teacher. As far as possible the work has been maintained on the basis of an experiment, and the teachers consider their class-room work as contributing to the experiment. Officials of the Department of Education regard these follow-up visits favourably and have offered every facility to make them worthwhile.

The teachers who attend the Course are asked to regard it as an experiment and to report on the value of the Course in organizing health in the class-room. The response to this has been very gratifying. Hundreds of letters have been received giving constructive criticism of the curriculum, content, method and other features of the Summer Course. These criticisms have played an important part in effecting changes in the Course from year to year.

Many requests come from Teachers' Institutes, Home and School Clubs, Women's Institutes and other organizations for speakers on health education. The names of teachers who have taken the Summer Course are submitted in reply to these enquiries. As a conservative estimate, more than 100 meetings were addressed by students of the Course during the past year.

Another type of request is that received from newspapers and periodicals for articles on school health. These requests are referred to teachers who have taken the Course. During the year fifteen articles on health education written by teachers who have attended the Summer Course have appeared in Canadian publications.



1)

SEVENTIETH ANNUAL REPORT

OF THE

HOSPITALS DIVISION
DEPARTMENT OF HEALTH

UPON THE

Ontario Hospitals for the Mentally Ill, Mentally Defective, Epileptic and Habituate Patients

OF THE

PROVINCE OF ONTARIO
FOR THE YEAR ENDING MARCH 31st, 1937

PRINTED BY ORDER OF
THE LEGISLATIVE ASSEMBLY OF ONTARIO
SESSIONAL No. 15



ONTARIO

TORONTO

Printed and Published by T. E. Bowman, Printer to the King's Most Excellent
Majesty, 1938




TABLE OF CONTENTS

	PAGES
INTRODUCTIONS	4, 5
REPORTS OF THE SUPERINTENDENTS	7-20
STATISTICAL TABLES	
<i>General Tables:</i>	
1 Patient Population Movement	22
2 Patient Population (April 1st, 1936 and March 31st, 1937)	24
3 Patient Population (Increase)	26
4 Annual Increase	27
5 Accumulated Totals	28
6 Geographical Distribution	29
7 Religion	30
8 Diagnoses (Patients in Residence March 31st, 1937)	32
8a Patients in Residence according to hospital and age	34
8b Patients in Residence in each Hospital by Psychoses	36
8c Patients in Residence by selected Psychoses and rate per 100,000 population, 1934-1935-1936-1937	38
9 Patients in Residence according to age	39
10 Occupational Activities	40
11 Place of Birth	42
12 Nativity of Parents	43
13 Foreign Born First Admissions	43
14 Citizenship	43
15 Previous Occupation	44
16 Certification (First admissions and Re-Admissions)	45
<i>First Admissions by Psychoses:</i>	
17 Psychoses	46
17a First Admissions by selected Psychoses and rate per 100,000 population 1928-1937	47
18 Racial Extraction	48
19 Education	49
20 Age	50
21 Previous Environment	52
22 Alcoholism	53
23 Economic Status	54
24 Marital Status	55
25 Abnormal Conditions in Relatives	56
<i>Re-Admissions:</i>	
26 Length of stay out of Hospital of Re-Admissions (by Psychoses)	57
27 Disposal of First Admissions and Re-Admissions	58
<i>Discharges:</i>	
28 Discharged Patients (Classification)	58
29 Discharged Patients by Psychoses and length of stay in Hospital ...	60-62
<i>Deaths:</i>	
30 Cause of Death	64-67
31 Age at Death	68
32 Length of Hospital Life	70
<i>Hospitals-General:</i>	
33 Staff	72
34 Expenditures	74
34a Per Caput. Cost Statement	76
35 Real Estate	77
36 Dental Report	78
SUPPLEMENTARY STATISTICAL TABLES, ONTARIO HOSPITAL ORILLIA	79
REPORT OF LIBRARY	82-84
PATHOLOGICAL REPORT	85
MENTAL HEALTH CLINICS	86-90
REPORT OF WORK IN DIVISION OF CHEST DISEASES	91-93


TO THE HONOURABLE ALBERT MATTHEWS,

Lieutenant-Governor of the Province of Ontario

MAY IT PLEASE YOUR HONOUR:

The undersigned has the honour to present the Seventieth Annual Report on the Hospitals Division, Department of Health, upon the Ontario Hospitals for the Mentally Ill, Mentally Defective, Epileptic and Habituate Patients for the year ended March 31st, 1937.

Respectfully submitted

A handwritten signature in black ink, reading "Harold J. Kirby". The signature is written in a cursive style with a prominent horizontal line underlining the name.

Minister

HONOURABLE H. J. KIRBY, K. C.,
Minister, Department of Health,
Parliament Buildings, Toronto.

Dear Sir:

I have the honour to present herewith the 70th Annual Report of the Ontario Hospitals for the year ended March 31st, 1937.

Provision has been made for the addition of a new unit to the Ontario Hospital service at Concord, and patients will be admitted early in the next fiscal year. The Concord hospital will accommodate some 70 women patients who are mentally ill with quiescent tuberculosis. A programme for the prevention of tuberculosis has been prepared, and provision has been made for a survey of all patients and staff in the Ontario Hospitals. The survey will include clinical examination and chest x-ray of every patient and employee.

The Ontario Hospital system includes twelve public institutions: nine for the mentally ill, one for the mentally defective, one for epileptics and one for criminals who are mentally ill.

At the close of the fiscal year, March 31st, 1937, there were 13,019 patients in residence in Ontario Mental Hospitals which is an increase of 269 (2.1%) over the previous period in 1936. There were in addition 801 patients on probation and 468 patients being supervised in approved boarding homes. The total number of patients on the books at the end of the year was, therefore, 14,288.

The increase in the total number of patients on the books of the institutions over the previous year amounted to 418 patients (3.0%). This was made possible in part by an increase in the number of patients on probation and by a considerable increase in the number of patients placed in approved boarding homes.

The policy of placing certain improving patients in approved boarding homes, has, since its adoption in 1933 met with considerable success. At the present time 468 patients, an increase of 76 (19.0%) over the previous year are receiving this important aid towards their gradual re-establishment in the community.

It is hoped that the information which is to be found in this report will be of value not only to psychiatrists and others directly concerned with the problem of mental illness but to the general public whose interest and support are essential in this field of endeavour

Respectfully submitted,

B. T. MCGHIE, M. D.,
Deputy Minister



ONTARIO HOSPITAL, BROCKVILLE

C. S. Tennant, M.D., Superintendent

Care and treatment of patients:

Increasing attention has been paid to the question of improving the care and treatment of patients referred to this hospital for treatment. This includes out-patients as well as those in residence. The aim is to build up more and more a real hospital atmosphere from the time the patient first comes to the hospital.

The patients' library in the past year has been considerably improved with the purchase of several new books and by subscription to a much larger number of periodicals, magazines and newspapers. The occupational therapist has been made responsible for the distribution of all reading material to patients.

Several dozen spring mattresses were purchased and installed on the wards for the use of selected patients. The increased comfort has been much appreciated by them and it is expected that with additional purchases, the work of replacement of hair-mattresses, as carried out in the mattress-making department of the hospital, will be considerably lessened and result in a definite saving over a period of years.

Staff, Administration and Buildings:

The following staff changes were made during the year:

Dr. C. A. Cleland was transferred to the Ontario Hospital, Kingston, as senior assistant physician, on March 14th, 1936. Dr. J. J. Weber was transferred to the Ontario Hospital, Toronto on December 1st, 1936. Dr. Margaret O. Thorpe arrived from the Ontario Hospital, New Toronto, December 1st, 1936 to replace Dr. Weber. Miss Kathryn A. Rapsey, occupational therapist, returned to the staff after an absence of several months, to replace Miss Marjorie Macleod, resigned. Mr. Frank Drawbridge was confirmed in his appointment as chief supervisor.

An improvement has been made in the arrangement of office facilities by transferring the staff dining room to the rear of the main building and by dividing up with partitions the physicians' large general office. The old pantry made an ideal information and switchboard office. The stenographers were moved to what was formerly the dining-room, the senior assistant physician was given a private office in the stenographers' old office and three very suitable offices were provided by the erection of glass partitions in the physicians' general office. The entrance hallway has thus been left free for the use of visitors. The dietitian was provided with a very nice office on the main floor in the rear part of the building, close to the dining rooms.

Telephone service has been provided for the offices of the superintendent of nurses, chief supervisor and storkeeper, saving these officials much time and bringing about increased efficiency.

A new hand-operated automatic bread-cutting machine has been installed, improving the dining room service and lessening the danger of accidents to staff.

Lectures to attendants have been continued and all attendants, except three or four, have had the advantage of this course.

No difficulty has been experienced as yet, in getting the required number of nurses for the training school, all with junior matriculation standing or better.

Inexpensive but extensive repairs were carried out to the greenhouse. The farmer's residence was re-decorated throughout. The residence occupied by another member of the farm staff was wired for electric lighting. New lavatories for the use of workers, both staff and patients, were completed in the basement of the main building. Ventilation in the recreation hall was improved by the installation of sloping glass shield at each window to prevent direct draughts.

The painting program included the exterior of the laundry and of four cottages, the interior of three cottages, new offices, two staff dining rooms, etc.

Considerable improvement has been brought about in the heating of the wards of the main building and of cottage "4" by the installation of additional traps on the radiators in the main building and by the installation of additional radiators in cottage "4". Installation of flushometers in all cottages but one has been completed, replacing the old overhead flush tanks.

The essential services of the Mental Health Clinic have been maintained and improved. The follow up service through the Mental Health Clinic by physician and social service nurse has been enlarged and improved, with noticeably good results.

ONTARIO HOSPITAL, COBOURG

George C. Kidd, M.B., Superintendent

Care and treatment of patients:

During the year 71 patients were placed on probation, 50 were returned and 27 were discharged. At the beginning of the year, 5 patients were boarded out. Of these, one returned on account of illness. Eight patients were sent out on day service. Twenty-six were transferred to Lorimer Lodge and Oxley House and 8 returned. I appreciate the co-operation which the officials of these colony houses have given in placing those of our girls, who have completed their training.

A change was made in our training so that only mental defectives form the group in the sewing room. All these girls have spent some time in the sewing class where they learn to sew, make button holes, etc., before going to the sewing room. Each girl cuts out and makes a dress for herself before leaving the sewing room.

Our annual field day was held on September 25th, 1936.

Two pianos placed on wards 4 and 6 have given our girls a great deal of enjoyment and they have dances on the wards practically every evening. Recreation outlet has given us some difficulty and I am pleased to report that there was considerable improvement during the last year.

Our auditorium floor was marked for basket ball. The girls were very interested in this game and we intend to develop it more next fall. One of our nurse attendants is in charge of the physical training as part time occupation.

Arrangements were made with the manager of the skating rink whereby a group of girls could skate for two hours twice a week at a nominal rate. We were also fortunate in arranging with the manager of the local picture show to have our girls attend the Saturday matinee at the regular rate, the required number of seats being reserved. These two recreations have helped greatly with our behaviour problems.

Religious services were held in the auditorium. The Sunday morning services were conducted by ministers of the Protestant churches in Cobourg, and a Roman Catholic service was conducted every Monday morning by a priest from St. Michael's Church, Cobourg.

Staff, Administration and Buildings:

Miss Mary Rosseter was transferred to the Ontario Hospital, Toronto, in the capacity of occupational therapist. Miss Ann Duff was transferred from the Ontario Hospital School, Orillia to take charge of our occupational instruction training. Miss R. G. Bryan, Head Nurse, was superannuated and Miss Irene Shaw was transferred from Ontario Hospital, Brockville to replace her. Dr. Gerald Wilson who was taking a course at the Psychiatric Hospital, Toronto, was transferred to the Ontario Hospital, Hamilton, January 1st, 1937.

General repairs were carried out in all departments chiefly by our own staff and the principal ones are enumerated below.

Removal of partition in dishwashing room. Replacing of ceiling in billiard room. Fifty locker drawers made for wards. New electrical panels installed, old wiring replaced and the new distribution made to give a more balanced output. The old type ceiling fixtures have been discarded and the drop type installed. Sterilizer in the operating room was altered to eliminate the generator entirely. Strips of sheet metal fastened on ceiling over main drive laundry motors as an added fire protection. The concrete floor of the bake shop and passage was removed and new concrete laid throughout, this making a level floor.

ONTARIO HOSPITAL, FORT WILLIAM

J. N. Senn, M.D., Superintendent

Care and treatment of patients:

This hospital has been exceedingly well received by the district, the physicians and social agencies particularly feeling the need of such an institution and the advice and assistance we can offer. The physicians are co-operating by allowing us to see practically all patients presenting psychiatric problems and the social agencies by giving us access to many of their problems in schools, etc. Several patients have been remanded to hospital from the magistrates' courts for examination and certification where necessary.

As a therapeutic measure patients are employed in the various hospital activities including general farm and garden work, caring for stock, laundry, mechanical departments, kitchen and ward work.

No patients have been boarded out. Probations in some cases are difficult to arrange in this district. A large percentage of our population has consisted of single men employed in lumbering camps and without family or friends to give them supervision when they leave hospital. It is frequently necessary to secure employment for such men and very often after they leave hospital we hear nothing further of them owing to their irregular mode of living. The supervision of probated patients is always undertaken by us where the family desires and we have been of assistance to other hospitals by surveying their probated patients in this district.

Staff, Administration and Buildings:

Members of the ward nursing and attendant staff were transferred from Eastern Ontario Hospitals, in addition to which three members of the staff of the Industrial Farm at Fort William were assigned to our department one as steward and two as attendants. In all, eleven attendants were transferred here, of which number eight desired to return to the east and were replaced by local appointments.

The attendants appointed to our staff were without knowledge of hospital work and these men have therefore been given a complete course of training by means of ward demonstrations, lectures and practical demonstrations in the work that will be required of them. This was undertaken by the superintendent of nurses. We have been asked by various societies and groups to present to them the problems of mental health. Those addressed include the local society of the Women's Council, Rotary Club, Canadian Club, Kiwanis Club, Local School Nurses' Association, Graduate Nurses Society of McKellar Hospital and a course of twelve lectures to undergraduate nurses at McKellar Hospital.

At the time of commencement of the hospital much work on the interior of the main building was necessary to convert it from a custodial institution to one suitable for psychiatric treatment. This was adequately and successfully undertaken by the Department of Public Works. During the summer months fairly extensive painting on the exterior of the buildings was done including three residences, sewage disposal plant, main building and staff residence. A small laundry to handle part of our work was installed in the building previously used as a milk house. During the year we lost the main hospital barn by fire which was so far advanced before discovery that all stock contained therein was also destroyed. This included dairy herd, all horses and several breeding sheep. During the summer of 1936 a temporary structure was built in the remaining foundation to care for our horses during the winter months. A small building housing the auxiliary pumping equipment was also burned. The particular type of water present here necessitates rapid renovation of the plumbing which corrodes rapidly and which seems very hard to control. Lesser repairs have also been effected about sundry buildings including the placing of storm windows on all upper parts of the main building.

ONTARIO HOSPITAL, HAMILTON

J. S. Stewart, M.D., Superintendent

Care and treatment of patients:

The examination unit of the hospital has had a busy and interesting year. On more than one occasion all beds have been filled and it has been necessary to ask the local magistrate to hold over cases until a vacancy should be available.

A total of 208 cases have passed through the unit during the year. Of these 142 were males and 66 were females. Of 142 male patients 61 were certified as mentally ill and 81 were discharged as non-psychotic. Of 66 female patients, two died while in the unit, 31 were certified as mentally ill, and 33 were discharged as non-psychotic. Of the total of 208 cases passing through the unit, 147 were referred by magistrates remand and 61 were referred as one certificate cases by physicians.

The number of boarding-out patients has been increased from 21 at the beginning of the fiscal year to 34 at the close of the fiscal year. Sixteen hundred and seventy-seven calls and interviews have been made in connection with boarding-out patients by the staff of the Mental Health Clinic.

Owing to the increased number of patients who are placed in boarding-out homes, it is increasingly difficult to find a sufficient number of patients suitable for placement on our two open wards. I beg to recommend, therefore, that these wards be equipped with screens so that they may be used as closed wards. This will not interfere in any way with our giving ground privileges to suitable patients but it will simply mean that the whole ward will not be an open ward. In this way, our number of elopements, which have been increasing of late, will be curtailed.

No radical change has been made in the treatment of patients by occupational therapy. Concert programs have been produced by the patients under the direction of the occupational therapy staff. The library, augmented by books from private sources, is under the management of the occupational therapy staff. A series of talking pictures were held during the winter months and patients' dances have been held at intervals. The indoor bowling alleys and billiard tables in the amusement hall have been in active use and physical training classes for the male patients have been conducted daily.

Staff, Administration and Buildings:

During the year the following changes in the staff have occurred: Mr. Myles Hawley, Farm Superintendent, died, and Mr. Lloyd Teeple was transferred from the farm staff of the Ontario Hospital, Woodstock, to succeed him. Dr. N.L. Easton was transferred to the staff of the Ontario Hospital, New Toronto. Dr. G.A. Mellow proceeded to the Psychiatric Hospital, Toronto in September 1936 for his year's training at that hospital. Dr. J.R. Howitt was seconded for duty in the office of the Deputy Minister, Parliament Buildings, Toronto, in November 1936. Dr. J. A. Cummins was transferred from the Psychiatric Hospital, Toronto, to the medical staff of this hospital when Dr. Easton left in September, 1936. Drs. A.J. McIntyre and Donald Easton joined the staff during the past year as Graduate Internes. Dr. Harold Frank was appointed to the staff August 1936 and transferred to the staff of the Ontario Hospital, Orillia, in October 1936. Mr. G. E. Gleeson, formerly storekeeper, has been appointed steward, replacing Mr. G. H. Holton and Mr. G.O. Tice has been appointed storekeeper, replacing Mr. Gleeson.

No change has been made in the training of personnel of the hospital during the past year.

An affiliate course of three months duration has been established for nurses-in-training from the General Hospital schools. This course was instituted in January 1937. Three nurses from St. Joseph's Hospital, Hamilton, have taken the course during the last three months of the fiscal year.

As in the previous year, a regular meeting of the Hamilton Academy of Medicine was held at this hospital, the program consisting of three papers.

Dr. Cummins — Paper on Traumatic Psychoses.

Dr. Cummins — Report of case of Early Multiple Sclerosis with Psychosis.

Dr. Brillinger — Report of case of Somnambulism.

Clinical demonstrations were held by the Superintendent and by Dr. Brillinger for the senior class of nurses-in-training from the following hospitals: Brantford General Hospital, St. Catharines General Hospital, St. Joseph's Hospital, Hamilton, Hamilton General Hospital.

Dr. Brillinger, Director of the Mental Health Clinic, has delivered 54 lectures to under-graduate nurses of general hospitals and 56 lectures to societies and social agencies.

No new building was done during the year but repairs and alterations have been carried out as follows: (a) fire escapes installed at the nurses' residence, (b) shower bath temperature controls installed in the wards in Orchard House, (c) considerable repairs made to the roofs of various buildings and the walls of the reservoir repaired.

ONTARIO HOSPITAL, KINGSTON

E. A. Clark, M.D., Superintendent

Care and treatment of patients:

The boarding out plan and the system of follow-up with probationary cases has been continued and expanded. For the past several months there has been an average of approximately 60 patients in boarding homes, and these are supervised by a full-time social service worker, under the direction of the Mental Health Clinic. An increased number of home visits has been made, as well as investigations prior to patients' leaving hospital on probation or patients being discharged at the expiration of their probation period.

By the addition of another occupational therapist, the work of this department has been considerably increased, and regular classes are now being held in the majority of the wards at the Rockwood division. This department also supervises the library which has been increased during the past few months by over 1,000 volumes. A branch library of 500 volumes has been opened at the Mowat division, and in both divisions of the hospital a plan is now being put in operation whereby a certain proportion of the patients visit the library and select their own books. The entire library is catalogued and there is a copy of the catalogue in every ward. A considerable increase in the number of magazines was arranged this year.

Work was commenced last fall, and is now nearing completion, on the new recreational field at the Mowat division, and in enlarging and improving the existing baseball field at the Rockwood division.

On both admission wards, treatment and examination rooms have been provided and are now being equipped.

Due to the lack of a projection machine, moving pictures have not been available at the hospital. To partially overcome this a large number of patients have been taken to the down-town theatres, usually on Saturday afternoons, throughout the winter months. While not available to a considerable proportion of the hospital population, this plan has, nevertheless, worked out very satisfactorily with a considerable group, both male and female.

Staff, Administration and Buildings:

Dr. T. D. Cumberland, Medical Superintendent, was transferred to the Ontario Hospital, New Toronto, on April 30, 1936. Dr. A. J. Kilgour was appointed Medical Superintendent on May 1, 1936, succeeding Dr. Cumberland. Dr. Glenn S. Burton resigned from the service on April 30th, 1937. Dr. Harry L. Batstone was transferred to Ontario Hospital, Kingston, from Whitby, on October 3, 1936. Miss Gladys Green, dietitian, resigned on March 1, 1937, and was succeeded by Miss Hurrell W. Johnston.

The heating system on the male side of the main building was partially over-hauled during the year, and proved much more satisfactory. No other major items of reconstruction were carried out, but the ordinary maintenance work was proceeded with.

ONTARIO HOSPITAL, LONDON

G. H. Stevenson, M.D., Superintendent

Care and treatment of patients:

Increased population without increased accommodation has made adequate care and treatment still more difficult to administer. In spite of this, our discharge rate based on admissions is very creditable, admissions being 294 men and 227 women, a total of 521, while discharges were 164 men and 150 women a total of 314. This discharge rate is 60.2% of the admissions. Accommodation for 25 additional beds was secured by having the domestic staff who resided in the hospital find lodgings elsewhere.

Recreation treatment facilities have been increased by the re-opening of the swimming pool in the amusement hall. A small post office was also built adjoining the canteen and mail is now received, distributed and dispatched entirely by staff, making for a speedier and more satisfactory distribution.

The occupational therapy staff have inaugurated a literary and current events club which meets in one of the studios every Saturday morning and is much appreciated by the patients attending.

To reduce fire hazards, fire escapes have been erected at the North cottage, fire doors have replaced ordinary doors in both North and East cottages, two fire hydrants have been moved to better locations, and the paint shop has been transferred to a small separate building formerly used by the plasterer. The plasterer has been given accommodation in another building.

Our dentist, Dr. Milne, is now giving five half-days weekly to the hospital. In accordance with departmental policy our two social workers are now devoting their full time to the care of patients on probation.

Our family care program has been still further developed during the year, 29 men and 63 women, a total of 92, are being cared for in approved homes at the close of the year.

Staff, Administration and Buildings:

Dr. B. R. Susman, resigned April 14th, 1936, to enter private practice. Dr. B. R. Etheridge resigned September 30th, 1936, to be married. Dr. A. K. Mainse resigned July 7th, 1936 to enter private practice. Dr. L. J. Loftus was appointed October 1st, 1936. Dr. E. E. Sawyer was transferred from Toronto Psychiatric Hospital, September 4th, 1936. Dr. Olive Stewart was appointed July 1st, 1936 and was transferred to Ontario Hospital, New Toronto, March 15 1937.

ONTARIO HOSPITAL, NEW TORONTO

T. D. Cumberland, M.D., Superintendent

Care and treatment of patients:

During the year 1936-1937 the treatment of parietic patients was re-organized and a system adopted whereby they received tryparsamide and malarial treatment. Very close check was kept on laboratory findings throughout the treatment.

Good results were obtained in the treatment of patients by extending the outdoor work, especially lawns and gardens. A large number of patients were employed at this work and it is of great benefit to them. More land has been acquired for the garden which will give more outdoor occupation for patients.

Staff, Administration and Buildings:

Doctor R. A. Seymour resigned to take a position in the General Hospital, Vancouver.

Alterations were made to the kitchen which is of great assistance in preparing and serving food to patients.

The artisan staff did excellent work in carrying out the necessary repairs and painting of the buildings.

The regular training course for nurses and attendants was carried out. During the year lectures were given by the nursing and medical staff. Miss Hilda Bennett, was appointed Superintendent of the Training School.

ONTARIO HOSPITAL SCHOOL, ORILLIA

S. J. W. Horne, M.D., Superintendent

Care and treatment of patients:

The general health of the patients was good during the year until the month of February, when we had a severe epidemic of influenza, at one time having fifty percent of our patient population confined to bed. Members of the staff also suffered from this epidemic, and in all we had forty cases develop among our nurses and attendants.

A revised Academic Curriculum has been in use for the past year and the general results of its use have been most gratifying.

The Occupational School is showing the effects of the admission of such a large percentage of low grade patients, and at times it has been difficult to keep our occupational shops in operation, due to the lack of high grade girls and boys.

The increase of low grade patients necessitated an increase in Ward School accommodation and new projects for this School. One of the main new features that has been in operation has been the treating of tin foil, which has been an excellent occupation for low grades.

The recreational programme, under the direction of the Physical Instructor has been a complete and active one throughout all seasons.

School parties, skating parties, tobogganing, sleigh riding, and hockey were the principal sports indulged in during the winter months. Three outdoor rinks and one covered rink were operated to the fullest extent throughout the winter season.

Summer sports, such as baseball, hand ball, track meets, and swimming, were indulged in during the summer months.

The summer camp was operated on our own lake front, rather than away from the hospital property, with excellent results. One hundred and fifty boys passed through the camp and benefitted greatly from the training they received in camp life. It is hoped that we shall be able to build a permanent dining and recreation hall on the camp site during the next year. This will enable the boys to have a dry place to eat and will provide a recreation room on rainy days.

We maintained our average number of patients employed in the School proper, the Farm, Garden, and with the Landscape Gardener. We are continually enlarging our garden crops to provide outside occupation for patient boys during the summer months.

During the year, the average number of girls were trained as domestics and were transferred to Lorimer Lodge and to Oxley House. At times, however, we were unable to supply girls, owing to the fact that we were short of high grade girls.

The number of boys probated was not as large as the previous year, owing to the fact the farmers did not require the same amount of help as in former years because of crop shortages resulting from the drought.

Staff, Administration and Buildings:

Dr. Harold Frank was appointed to the Medical Staff. Miss Anne Duff, Social Service Nurse, was transferred to the Ontario Hospital, Cobourg.

The regular training programme for newly appointed nurses and attendants was conducted throughout the year.

The Training School for Nurses operated with its usual success.

Various members of the Medical Staff addressed Social Service organizations, Women's Institutes, Young People's Societies on the subject of the care and training of the Mentally Defective.

Clinics and demonstrations were given at various times during the year to medical and psychological students, social service workers and occupational therapists of the University of Toronto.

ONTARIO HOSPITAL, PENETANGUISHENE

C. A. McClenahan, M.B., Superintendent

Care and treatment of patients:

Our hydrotherapeutic treatment was in use throughout the year, and with improvement in hot water system, is operating much better at the new building.

The visits of the tuberculosis clinic are of great service in checking the incadcs of tuberculosis, although it is rather surprising how many new cases develop. Two of these were of rapidly malignant type.

The Dentist now spends two days a month more carrying on the work at the Criminal Insane building.

Long periods of intensive intravenous treatment for specific disease has practically cleared up all cases of positive serology.

The school has continued its work with somewhat better attendance. One patient is trying his Upper School Greek and Latin. Three others are possible entrance candidates.

The patients built a full sized hockey cushion, and displayed great interest in hockey, skating and curling throughout the winter. Our patients' dances were a source of more enjoyment than ever this year, and had the added feature of sing songs with words being thrown on the picture screen. Our silent pictures were all shown by Christmas so that for next year a sound machine will be required.

With the aid of Miss Duff from Orillia Hospital a start was made in securing suitable boarding homes for patients, so that now 16 (over 2½% of our population) are contentedly and comfortably situated in these homes.

Staff, Administration and Buildings:

There have been very few changes in the attendant, nursing and medical staff. Supervisor Miss Elizabeth Gilbert after thirty years' service retired on superannuation to a well earned rest. Miss Winnifred Knight, occupational therapist, was transferred to Kingston and replaced by Miss Grace McMillan.

General instructions are given to all new employees. Our course of special instruction was interfered with by an outbreak of measles and influenza, but will be continued next season.

Before the St. Andrew Medical Society which met in the hospital during the year, Dr. C. A. McClenahan, read a paper on "Aspects of Mental Disease as Relating to the General Practitioner." He also addressed the Midland Kiwanis Club on "The Question of Mental Diseases." Dr. C. E. Hanna gave a clinical demonstration and paper on "Familial Spastic Paraplegia."

In the Criminal Insane division a new dental chair was installed in the dental room with the necessary dental equipment, thus economizing in time and lessening the danger of elopements of patients.

The wire fence in the yard has been rebuilt, strengthened, altered and made higher giving much greater security. To prevent escape of patients by climbing the low walls over the kitchen, additional fine mesh screen guards were erected. At the same time all the upper windows were screened with fine mesh. These alterations with our additional staff have greatly added to the safety of this building. Two small sentry boxes constructed of stone for the outside night attendants were built by our own staff and patients, and have been put in use.

The grading and levelling of the grounds and road has been continued through the year. The excavation of the basement in the east wing has been finished, and is ready for cementing. The stone coping on walls has been reset and repaired.

After re-arranging the electric circuits to protect radios our steam generator is now being used to light the old building during the peak load, and should reduce the light bill considerably next year.

A new coal dump was constructed on the high ground back of the rink. Here also about seven acres of stony land were cleared, and will be available for crop this year. The old water reservoir located near the present water tower was made into a very serviceable root house.

ONTARIO HOSPITAL, TORONTO

R. C. Montgomery, M.D., Superintendent

Care and treatment of patients:

The accommodation for patients, on the female wards, has been increased by 22 beds, all of which were filled at the end of the year.

A new observation dormitory has been opened on wards 15 and 16, and this has greatly improved the general condition of the ward and the care of the patients.

Through the kindness of Miss Watt, a talking picture machine was purchased for the hospital and concerts have been greatly enjoyed by the patients. During the winter months, weekly dances have been held. The occupational therapy department has held weekly card and tea parties for the patients. Several concerts were given through the kindness of various organizations in the city. During the summer, the male patients had a softball team, which provided relaxation and amusement for them.

Staff, Administration and Buildings:

Dr. Vera J. Winston, graduate interne, resigned to take a position in the United States. Dr. D.G. McKerracher, was appointed to the staff as graduate interne. Dr. R.C. Montgomery, Superintendent, was transferred to the Head Office, the Department of Health. Dr. Mary E. Marshall was appointed to the staff as graduate interne. Dr. E.R. Barton, Assistant Physician, left the staff. Dr. H.K. Moir was appointed to the staff as graduate interne. Dr. D.G. McKerracher was transferred to the Ontario Hospital, New Toronto. Dr. Wm. Mosley was transferred to our staff from the Ontario Hospital, New Toronto, as Junior Physician, doing part-time duty while taking a course at the University. Dr. E. H. Kinsman, Assistant Physician, passed away after a brief illness. Dr. J.J. Weber was transferred from the Ontario Hospital, Brockville, as Junior Physician. Dr. A.G. Allen was transferred from the Toronto Psychiatric Hospital as Junior Physician. Dr. Isaac Sutton was appointed to the staff as graduate interne. Dr. L.T. Barclay was appointed to the staff of this hospital as consultant in surgery. Mr. Walter Cummings Chief Engineer, was transferred to the Ontario Reformatory, Guelph. Mr. Donald Fraser was transferred from the Ontario Hospital at Penetanguishene as Chief Engineer.

During the latter part of the year, a survey was commenced at this hospital by members of the College of Dentistry and one morning each week is spent at this hospital by members of the Dental Faculty. The laboratory for prosthetic dentistry, which was installed last year, has been doing excellent work.

An investigation concerning the memory defects in senile and arteriosclerotic patients was commenced by the Department of Psychology at the University of Toronto.

The number of patients working in the various shops and departments about the hospital has been increased during the past year.

Following a fire in the main tower, which was caused by lightning, the tower was repaired and a new metal roof put on the central part of the building.

A section of the passageway between the kitchen and the main building was rebuilt as it was buckling badly.

The ceiling on Ward 5 was replastered.

A new 80 gallon aluminum steam kettle was installed in the kitchen. This was badly needed.

Routine maintenance has been carried out as required.

ONTARIO HOSPITAL, WHITBY

D. R. Fletcher, M.D., Superintendent

Care and treatment of patients:

No marked innovations in the care and treatment of patients were introduced during the year. We have this year specialized so far as we were able, in the treatment of Schizophrenia by psycho-therapy, and our results, while not conclusive, were gratifying. Our singing groups with pep talks by ten of the supervising attendants and a like number of supervising nurses, as well as by members of the medical staff, were very helpful both to the patients and to the staff assisting. Our choir proves to be an important social therapy outlet. Weekly dances and rather less frequent card parties with selected patients have been effective from a therapeutic standpoint. Smaller groups of community singing in the wards with the supervisor and assistants giving the

talks are even more effective than the larger groups. Our small social affairs, parties, teas, quilting bees, and so on have been helpful, both from an occupational, social and recreational therapy point of view. This year we extended our occupational outlet on the farm and garden for women, and had groups of as many as one hundred in the garden at one time. With our strawberries and other small fruits, which we expect to have bearing this year, we will probably do still better.

The X-ray Department under Dr. John Webster was very active as usual.

The probation and boarding out care of the patients has been carried on enthusiastically by the staff members, and particularly the Mental Health Clinic. Our numbers boarding out remain about stationary at just under one hundred.

Staff, Administration and Buildings:

Major William A. Cardwell, M.D., O.B.E., temporarily left the hospital staff to take a course in the Toronto Psychiatric Hospital. Dr. Kathleen Wark, who has been with us since October 1st, 1932, resigned prior to her marriage to Dr. Allan Walters, also previously a member of our staff. Dr. J. F. Farnsworth has been compelled to take an extended leave of absence owing to illness. Dr. Allan Sweet and Dr. E.R. Laughlin have been appointed to the staff.

Four valued employees were taken from us by death. John McGregor suddenly while at work on July 11th. Mr. Samuel Kirk, who had been with this hospital since its inception, from heart disease on October 28th, 1936. Mr. John Stirtevant suddenly while at work on November 24th, 1936. Mr. Stirtevant had also been with the farm department since its commencement. Mr. George Hutchinson struck down by motor vehicle, and instantly killed on January 13th, 1937.

The training of personnel has gone forward as usual. At the present time we have no students in the training school, either under-graduate or post graduate, but our conferences, lectures, and the training of the staff in public speaking, etc., have proceeded. A series of supper meetings for supervisors and heads of departments was useful this year as last in securing understanding and co operation among the staff as a whole.

In regard to occupations I have already mentioned the increased outlet on the farm. In addition we are engaged in beautifying the water front, a project which will take several years, and in which numbers of our patients find considerable interest. We have been enabled through the generosity of our friends, and partly from our canteen fund, to purchase some ten pianos. We have also by the same means been able to place radios in all our departments where we felt they would be of therapeutic value.

ONTARIO HOSPITAL, WOODSTOCK

D. O. Lynch, M.D., Superintendent

Care and treatment of patients:

The patient population has shown a steady increase during the past year, 543 patients being in residence as compared with a total of 533 on March 31st, 1936. Admissions totalled 137, including 36 transfers from other hospitals. The voluntary form of admission is being utilized to a greater extent than ever before. Our discharge rate totalled 81. There were 11 transfers to other hospitals. Deaths amounted to 24, of which 6 were directly due to the excessive heat which prevailed last July.

With the loss of the services of Miss Marjorie Garrett, occupational therapist, our work in this field, of necessity, had to be curtailed. However, with another therapist to be appointed shortly, we hope to continue the extension of this important work throughout the entire male service.

In the care of the epileptic, apart from the use of phenobarbital as the controlling medication, perhaps the most important therapeutic agents we have at our command are occupation and amusements. We endeavour to encourage all patients who are physically able, to employ themselves at some form of useful work. Naturally, when one considers the nature of the institution and the character of our patients, extreme care is necessary in selecting patients for the various kinds of work. However, by choosing only the seizure-controlled for the more hazardous occupations we have been fairly successful in our method of selection and accidents among this group are relatively a rare occurrence.

Patients' amusements continue to play an important part in the life of the hospital. During the summer months, bowling and softball provide much entertainment, tournaments being constantly in progress until the late fall. The female patients, too, have become interested in bowling and have been allotted the use of the greens in the afternoons. The male patients have a first-class softball team and out of twenty-seven games played against town teams the hospital were winners of twenty-four. This year the male staff organized a softball team and entered the city league. They play one game each week on the hospital grounds which is eagerly looked forward to by our cottage patients. During the winter months hockey and skating are enjoyed by many ward and cottage patients both male and female, and on days when the weather is inclement a class of some thirty to forty men or women enjoy group games in the auditorium.

Motion picture entertainment was furnished for all patients in the auditorium on alternate weeks during the fall, winter and spring months. Due to the limited hall space and our increased population, it was necessary to screen each picture twice. Special programs, including dances, card parties, etc., were arranged for the various holidays throughout the year, members of the staff and patients furnishing music for a good number of the entertainments. Local organizations and individuals have continued to be most generous in offering their services for the benefit of our patients.

Staff, Administration and Buildings:

Dr. Harvey Gauld was transferred to the Ontario Hospital, Cobourg, on April 1st, 1936. Dr. C.V. Tisdale was appointed as medical interne on April 1st, 1936, and was transferred to the Toronto Psychiatric Hospital on October 1st, 1936. Dr. F.S. Lawson was appointed medical interne at this hospital on October 8th, 1936. Miss Margaret Jamieson, dietitian, resigned to be married on August 23rd, 1936. Miss Margaret Calder was appointed dietitian on August 17th, 1936.

The following addresses were given during the year:

By Dr. D.O. Lynch:

- "Mental Hospitals of the Province" to the Catholic Women's Aid, Woodstock.
- "History of Psychiatry" to the Men's Club of College Avenue United Church.
- "Ontario Mental Hospitals" to Men's Club of All Saints Anglican Church.
- "Ontario Mental Hospitals" to the Men's Club of Knox United Church, Embro.
- "The Influence of Religion in Mental Disorders" to the Ministerial Associations of Woodstock and Brantford.
- "History of Psychiatry" to the Holy Name Council, Knights of Columbus, Woodstock.
- "Twelve lectures in Psychiatry" to the third year nurses at the Woodstock General Hospital.

By Dr. C.H. Pratt:

- "Epilepsy" to the Final Year Medical Students of Western University, London

Special Research Work:

Experimental therapeutic investigations in epilepsy were continued during the year. In testing the benefits derived from daily hypodermic injections of small doses of pituitrin in cases of epilepsy as recommended by a New York physician, a small group of cases were treated over a considerable period. No favourable results were evident.

As there is some evidence to show that an imbalance in cholesterol metabolism is present in epilepsy, ten cases of idiopathic epilepsy, showing no marked mental changes, were given intra-muscular injections of a substance said to be of value under such conditions. It is too early as yet to make a report upon this work.

It is with pleasure we note the decision of the Department to erect a complete unit for the care of epileptic children. The need for such a unit has long been felt necessary.

Minor repairs and changes throughout the institution have been taken care of by the maintenance staff. These include the Kelvinator refrigerating equipment formerly in the Administration Building moved to the stores department and put into operation; combination heater and storage tank installed in Cottage I, replacing defective tank and small heater for domestic hot water supply; sewing room machinery was revised and an additional power machine added and also provision made for future additions; radiation installed in the occupational therapy classroom; all chimneys removed from cottages and amusement hall; slate roofs repaired on all cottages and administration building; painting of halls and day room of Cottage I.

STATISTICAL TABLES

TABLE
 Movement of Patient
 April 1st, 1936, to

Hospitals	TO POPULATION											
	First Admissions			Re-Admissions			Transfers Received			Total Added to Population		
	M.	F.	T.	M.	F.	T.	M.	F.	T.	M.	F.	T.
Brockville.....	94	88	182	31	36	67	4	3	7	129	127	256
Cobourg.....	0	62	62	0	1	1	0	16	16	0	79	79
Fort William.....	69	0	69	7	0	7	19	0	19	95	0	95
Hamilton.....	234	179	413	50	51	101	12	5	17	296	235	531
Kingston.....	93	72	165	29	29	58	8	20	28	130	121	251
London.....	231	171	402	63	56	119	2	2	4	296	229	525
New Toronto.....	216	140	356	25	19	44	26	46	72	267	205	472
Orillia.....	85	59	144	6	2	8	9	4	13	100	65	165
Penetang.....	42	15	57	5	1	6	18	12	30	65	28	93
Toronto.....	117	94	211	33	35	68	9	5	14	159	134	293
Whitby.....	221	174	395	69	51	120	11	23	34	301	248	549
Woodstock.....	44	36	80	11	10	21	25	11	36	80	57	137
Totals.....	1,446	1,090	2,536	329	291	620	143	147	290	1,918	1,528	3,446

No. 1

Population during the year

March 31st, 1937

FROM POPULATION															Change in Population		
Discharged			Died			Transferred to Other Hospitals			Eloped			Total from Population			M.	F.	T.
M.	F.	T.	M.	F.	T.	M.	F.	T.	M.	F.	T.	M.	F.	T.			
72	91	163	35	38	73	4	3	7	0	0	0	111	132	243	+18	-5	+13
0	27	27	0	12	12	0	21	21	0	1	1	0	61	61	0	+18	+18
21	0	21	4	0	4	7	0	7	1	0	1	33	0	33	+62	0	+62
175	111	286	45	64	109	11	8	19	3	0	3	234	183	417	+62	+52	+114
76	61	137	28	30	58	14	15	29	0	0	0	118	106	224	+12	+15	+27
160	150	310	67	40	107	8	6	14	4	0	4	239	196	435	+57	+33	+90
153	91	244	87	61	148	33	44	77	3	0	3	276	196	472	-9	+9	0
31	30	61	41	18	59	15	16	31	13	4	17	100	68	168	0	-3	-3
21	7	28	9	11	20	22	3	25	0	0	0	52	21	73	+13	+7	+20
86	52	138	51	33	84	19	8	27	11	0	11	167	93	260	-8	+41	+33
200	173	373	62	69	131	9	7	16	6	0	6	277	249	526	+24	-1	+23
47	29	76	15	9	24	8	3	11	2	3	5	72	44	116	+8	+13	+21
1,042	822	1,864	444	385	829	150	134	284	43	8	51	1,679	1,349	3,028	+239	+179	+418

TABLE

Patient population as on April 1st, 1936, and March 31st, 1937, together

Hospitals	POPULATION, APRIL 1ST, 1936											
	Patients in Hospital			Patients on Probation			Patients Boarding-out			Total on Books		
	M.	F.	T.	M.	F.	T.	M.	F.	T.	M.	F.	T.
Brockville.....	508	522	1,030	25	36	61	9	11	20	542	569	1,111
Cobourg.....	0	431	431	0	26	26	0	5	5	0	462	462
Fort William.....	21	0	21	0	0	0	0	0	0	21	0	21
Hamilton.....	772	749	1,521	47	35	82	14	6	20	833	790	1,623
Kingston.....	613	532	1,145	20	27	47	22	17	39	655	576	1,231
London.....	770	732	1,502	46	56	102	23	49	72	839	837	1,676
New Toronto.....	800	650	1,450	41	52	93	88	24	112	929	726	1,655
Orillia.....	941	906	1,847	42	60	102	0	0	0	983	966	1,949
Penetang.....	361	231	592	3	4	7	0	0	0	364	235	599
Toronto.....	558	535	1,093	19	23	42	16	23	39	593	581	1,174
Whitby.....	797	788	1,585	50	88	138	36	51	87	883	927	1,810
Woodstock.....	286	247	533	13	13	26	0	0	0	299	260	559
Total.....	6,427	6,323	12,750	306	420	726	208	186	394	6,941	6,929	13,870

No. 2

with the total number of patients who were on the books during the year

POPULATION, MARCH 31ST, 1937												Total Number of Patients on Books during the Year		
Patients in Hospital			Patients on Probation			Patients Boarding-Out			Total on Books					
M.	F.	T.	M.	F.	T.	M.	F.	T.	M.	F.	T.	M.	F.	T.
515	521	1,036	35	25	60	10	18	28	560	564	1,124	671	696	1,367
0	447	447	0	29	29	0	4	4	0	480	480	0	541	541
69	0	69	14	0	14	0	0	0	83	0	83	116	0	116
845	776	1,621	33	49	82	17	17	34	895	842	1,737	1,129	1,025	2,154
609	540	1,149	24	23	47	34	28	62	667	591	1,258	785	697	1,482
810	743	1,553	57	64	121	29	63	92	896	870	1,766	1,135	1,066	2,201
806	650	1,456	49	55	104	65	30	95	920	735	1,655	1,196	931	2,127
939	890	1,829	44	73	117	0	0	0	983	963	1,946	1,083	1,031	2,114
366	229	595	7	2	9	4	11	15	377	242	619	429	263	692
537	550	1,093	31	33	64	17	33	50	585	622	1,207	752	715	1,467
824	804	1,628	40	71	117	37	51	88	907	926	1,833	1,184	1,175	2,359
291	252	543	16	21	37	0	0	0	307	273	580	379	317	696
6,611	6,408	13,019	356	445	801	213	255	468	7,180	7,108	14,288	8,859	8,457	17,316

TABLE No. 3
Change in patient population for the year
April 1st, 1936, to March 31st, 1937

Hospitals	Patients in Hospital			Patients on Probation			Patients Boarding-out			Total on Books		
	M.	F.	T.	M.	F.	T.	M.	F.	T.	M.	F.	T.
Brockville.....	+ 7	- 1	+ 6	+ 10	- 11	- 1	+ 1	+ 7	+ 8	+ 18	- 5	+ 13
Cobourg.....	0	+ 16	+ 16	0	+ 3	+ 3	0	- 1	- 1	0	+ 18	+ 18
Fort William.....	+ 48	0	+ 48	+ 14	0	+ 14	0	0	0	+ 62	0	+ 62
Hamilton.....	+ 73	+ 27	+ 100	- 14	+ 14	0	+ 3	+ 11	+ 14	+ 62	+ 52	+ 114
Kingston.....	- 4	+ 8	+ 4	+ 4	- 4	0	+ 12	+ 11	+ 23	+ 12	+ 15	+ 27
London.....	+ 40	+ 11	+ 51	+ 11	+ 8	+ 19	+ 6	+ 14	+ 20	+ 57	+ 33	+ 90
New Toronto.....	+ 6	0	+ 6	+ 8	+ 3	+ 11	- 23	+ 6	- 17	- 9	+ 9	0
Orillia.....	- 2	- 16	- 18	+ 2	+ 13	+ 15	0	0	0	0	- 3	- 3
Penetang.....	+ 5	- 2	+ 3	+ 4	- 2	+ 2	+ 4	+ 11	+ 15	+ 13	+ 7	+ 20
Toronto.....	- 21	+ 21	0	+ 12	+ 10	+ 22	+ 1	+ 10	+ 11	- 8	+ 41	+ 33
Whitby.....	+ 27	+ 16	+ 43	- 4	- 17	- 21	+ 1	0	+ 1	+ 24	- 1	+ 23
Woodstock.....	+ 5	+ 5	+ 10	+ 3	+ 8	+ 11	0	0	0	+ 8	+ 13	+ 21
Total.....	+ 184	+ 85	+ 269	+ 50	+ 25	+ 75	+ 5	+ 69	+ 74	+ 239	+ 179	+ 418

TABLE NO. 4
ANNUAL INCREASE

Annual Increase in Patient Population Since the Year 1919

Year	Total on Books at End of Year	Increase or Decrease over Previous Year	Percentage Increase over Previous Year
1919.....	7,482
1920.....	7,689	207	2.7
1921.....	7,970	281	3.5
1922.....	8,368	398	4.7
1923.....	8,775	407	4.6
1924.....	9,109	334	3.7
1925.....	9,489	380	4.0
1926.....	9,656	167	1.7
1927.....	9,708	52	0.5
1928.....	9,775	67	0.7
1929.....	10,032	257	2.6
1930.....	10,390	358	3.4
1931.....	10,930	540	4.9
1932.....	11,498	568	4.9
1933.....	12,236	738	6.4
1934.....	12,883	647	5.3
5 months, Nov. 1st, 1934-March 31st, 1935.	12,878	-4
April 1st, 1935 to March 31st, 1936.....	13,870	990	7.7
April 1st, 1936 to March 31st, 1937.....	14,288	418	3.0

*It should be recognized that the annual increases in the number of mental patients as shown in this table indicate increase in the number of patients *shown on the books of mental hospitals*. These increases do *not* necessarily reflect increases in the prevalence of mental disease in the community, since they are almost directly determined by the enlargement of hospital accommodation through building expansion.

TABLE No. 5

Total admissions, discharges and deaths since the opening of the hospitals.

Hospitals	Date of Opening	Total Number Admitted Since Opening of Hospital			Total Number Discharged Since Opening of Hospital			Total Number Died Since Opening of Hospital		
		Male	Female	Total	Male	Female	Total	Male	Female	Total
Brockville ..	Dec. 27, 1894	3,694	3,557	7,251	2,050	2,123	4,173	1,253	1,085	2,338
Cobourg	June 1920	1,063	1,063	231	231	288	288
Fort William	Mar. 1, 1936	78	78	21	21	4	4
Hamilton ..	Mar. 17, 1876	6,747	6,496	13,243	3,877	3,842	7,719	2,231	2,082	4,313
Kingston ..	1864	4,670	3,784	8,454	2,781	2,292	5,073	1,420	1,182	2,602
London ...	1870	7,441	7,019	14,460	4,279	4,065	8,344	2,490	2,297	4,787
New Toronto	1890	4,268	3,514	7,782	2,244	1,956	4,200	1,321	1,101	2,422
Orillia	Apr. 1, 1876	3,349	2,809	6,158	832	661	1,493	1,375	1,131	2,506
Penetang ...	Aug. 16, 1904	818	638	1,456	214	105	319	297	326	623
Toronto	1846	10,815	10,228	21,043	7,343	7,352	14,695	2,992	2,412	5,404
Whitby	Jan. 1, 1920	3,417	3,229	6,646	1,937	1,797	3,734	805	692	1,497
Woodstock .	1906	762	621	1,383	423	283	706	250	217	4,67
Totals	46,059	42,958	89,017	26,001	24,707	50,708	14,438	12,813	27,251

TABLE No. 6

Distribution of first admissions during the year and patients in hospital at the end of year by County and District of residence.

County and District	*Estimated Population	First Admissions During Year			Remaining in Residence at end of Year			Rate Per 100,000
		M.	F.	T.	M.	F.	T.	
		1936						
Algoma District.....	49,940	13	5	18	173	134	307	615
Brant.....	57,501	17	17	34	97	95	192	334
Bruce.....	45,468	8	15	23	66	75	141	310
Carleton.....	182,840	45	56	101	274	339	613	335
Cochrane.....	62,401	23	7	30	104	43	147	236
Dufferin.....	16,015	3	1	4	19	29	48	300
Dundas.....	17,310	1	3	4	21	19	40	231
Durham.....	27,723	8	10	18	40	40	80	289
Elgin.....	46,704	17	11	28	71	75	146	313
Essex.....	171,806	54	35	89	257	211	468	272
Frontenac.....	49,199	20	23	43	84	87	171	348
Glengarry.....	20,070	10	4	14	52	25	77	384
Grenville.....	17,557	3	9	12	45	50	95	541
Grey.....	62,044	9	12	21	123	95	218	351
Haldimand.....	23,040	7	8	15	39	35	74	321
Haliburton.....	6,450	1	1	2	11	7	18	279
Halton.....	28,557	12	14	26	38	39	77	270
Hastings.....	63,276	28	22	50	118	89	207	327
Huron.....	48,579	13	14	27	71	74	145	298
Kenora.....	23,598	12	4	16	38	20	58	246
Kent.....	67,597	21	24	45	112	92	204	302
Lambton.....	58,789	30	20	50	100	92	192	327
Lanark.....	35,328	17	7	24	74	64	138	391
Leeds.....	37,804	17	13	30	79	88	167	442
Lennox and Addington.....	20,303	10	7	17	57	51	108	532
Lincoln.....	58,276	20	13	33	99	86	185	317
Manitoulin.....	11,542	8	0	8	22	8	30	260
Middlesex.....	127,143	49	46	95	242	308	550	433
Muskoka District.....	22,564	11	5	16	63	63	126	558
Nipissing District.....	44,309	12	7	19	113	74	187	422
Norfolk.....	33,719	15	7	22	43	49	92	273
Northumberland.....	33,819	12	14	26	84	73	157	464
Ontario.....	64,158	31	17	48	119	90	209	326
Oxford.....	51,424	26	11	37	80	85	165	321
Parry Sound District.....	27,848	5	5	10	62	55	117	420
Peel.....	30,277	14	7	21	35	50	85	281
Perth.....	55,262	20	24	44	82	91	173	313
Peterborough.....	47,265	23	16	39	58	73	131	277
Prescott.....	26,446	6	5	11	61	47	108	408
Prince Edward.....	17,948	8	7	15	38	29	67	373
Rainy River District.....	18,668	5	2	7	40	13	53	284
Renfrew.....	56,158	22	16	38	101	101	202	360
Russell.....	19,878	6	2	8	47	20	67	337
Simcoe.....	89,966	37	19	56	187	175	362	402
Stormont.....	34,974	11	8	19	49	51	100	286
Sudbury.....	62,634	21	13	34	93	69	162	259
Temiskaming.....	39,834	20	4	24	55	38	93	233
Thunder Bay District.....	70,018	50	14	64	201	102	303	433
Victoria.....	27,789	7	10	17	59	62	121	435
Waterloo.....	96,615	18	18	36	98	135	233	241
Welland.....	88,558	22	19	41	115	116	231	260
Wellington.....	62,542	16	17	33	115	117	232	371
Wentworth.....	204,323	143	80	223	408	389	797	390
York.....	921,463	370	321	691	1,821	2,074	3,895	423
Unascertained.....		22	19	41	31	33	64
Other Provinces.....		17	2	19	40	19	59
Total.....	3,885,719	1,446	1,090	2,536	6,824	6,663	13,487	366

*Registrar-General's Report, 1936.

TABLE No. 7
 Religious affiliation of first admissions and patients in residence on March 31st, 1937

Religion	First Admissions				In Residence			
	Male	Female	Total		Male	Female	Total	
			Number	%			Number	%
Baptist	63	54	117	4.6	310	337	647	4.8
Episcopalian	276	199	475	18.7	1,268	1,369	2,637	19.6
Jew	23	23	46	1.8	122	136	258	1.9
Presbyterian	148	120	268	10.6	839	934	1,773	13.1
Roman Catholic	384	219	603	23.8	1,836	1,302	3,138	23.3
United Church	298	258	556	21.9	1,338	1,526	2,864	21.2
Other Denominations*	165	176	341	13.5	720	683	1,403	10.4
Unascertained	89	41	130	5.1	391	376	767	5.7
Totals	1,446	1,090	2,536	100.0	6,824	6,663	13,487	100.0

*Includes Congregationalists



TABLE
Distribution of patients in residence

Psychoses	Total			Under 15 years			15-19 Years			20-24 Years			25-29 Years			30-34 Years		
	M.	F.	T.	M.	F.	T.	M.	F.	T.	M.	F.	T.	M.	F.	T.	M.	F.	T.
1. Traumatic.....	18	3	21							4	0	4	1	0	1	2	0	2
2. Senile.....	199	242	441															
3. With Cerebral Arteriosclerosis	161	154	315										2	1	3			
4. General Paralysis	370	81	451				4	2	6	3	2	5	1	1	2	17	5	22
5. With Cerebral Syphilis..	8	3	11													1	0	1
6. With Huntington's Chorea	10	13	23							1	0	1	0	2	2	1	0	1
7. With Brain Tumour..	1	0	1													1	0	1
8. With other Brain or Nervous Diseases	42	22	64				3	1	4	2	2	4	2	4	6	7	3	10
9. Alcoholic...	70	11	81												7	1	8	
10. Due to Drugs and other Exogenous Toxins	9	11	20										2	1	3	2	1	3
11. With Pellagra																		
12. With other Somatic Diseases	28	72	100				0	1	1	1	3	4	3	9	12	4	7	11
13. Manic-depressive	607	666	1273				10	2	12	19	9	28	21	23	44	44	35	79
14. Involution Melancholia	69	195	264													0	5	5
15. Dementia Præcox	3004	3013	6017	0	2	2	36	30	66	162	83	245	232	161	393	345	261	606
16. Paranoia or Paranoid Conditions	103	115	218							1	0	1	6	2	8	5	7	12
17. Epileptic Psychoses	242	179	421	2	2	4	8	4	12	14	12	26	25	25	50	25	19	44
18. Psychoneuroses and Neuroses	42	50	92							6	5	11	4	6	10	3	6	9
19. With Psychopathic Personality..	12	5	17							0	1	1	2	0	2	2	0	2
20. With Mental Deficiency	322	287	609	1	0	1	9	6	15	35	17	52	31	32	63	29	34	63
21. Undiagnosed	32	13	45				1	0	1	1	0	1	2	0	2	4	1	5
22. Without Psychosis	1475	1528	3003	310	201	511	285	277	562	211	254	463	150	176	326	105	147	252
A—Epileptics—not insane or feeble-minded	41	33	74				3	6	9	5	9	14	4	3	7	4	5	9
B—Epileptics—who are feeble-minded	205	194	399	47	27	74	39	36	75	30	32	62	22	30	52	16	17	33
C—Alcoholism without psychoses.	19	3	22													1	0	1
D—Drug addiction without psychoses	8	1	9										2	0	2	2	0	2
E—Psychopathic personality without psychoses.....	52	5	57				4	0	4	5	0	5	10	0	10	4	1	5
F—Mental deficiency	1110	1265	2375	254	166	420	231	227	458	167	708	375	109	142	251	75	123	198
G—Others.....	40	27	67	9	8	17	8	8	16	4	5	9	3	1	4	3	1	4
Total	6824	6663	13487	313	205	518	356	323	679	460	388	848	484	443	927	604	532	1136

8
According to psychosis and age.

15-39 Years		40-44 Years			45-49 Years			50-54 Years			55-59 Years			60-64 Years			65-69 Years			70 Years and over			Unascertained			
M.	F.	T.	M.	F.	T.	M.	F.	T.	M.	F.	T.	M.	F.	T.	M.	F.	T.	M.	F.	T.	M.	F.	T.	M.	F.	T.
0	2	2	1	3	3	0	3	1	0	1	0	2	2	1	0	1	2	0	2	101	165	266	11	4	15	
		1	0	1	6	8	14	7	4	11	16	23	39	26	23	49	39	31	70	64	64	128				
5	18	75	80	16	96	71	15	86	63	11	74	38	4	42	24	3	27	6	3	9	5	1	6	1	0	1
1	2	3	0	3	2	0	2					1	2	3												
1	3	1	3	4	3	1	4	2	2	4				0	1	1	0	1	1	0	2	2				
5	11	6	2	8	2	1	3	3	0	3	4	2	6	1	1	2	4	0	4	2	1	3				
1	13	11	3	14	11	1	12	11	2	13	8	1	9	5	0	5	2	0	2	3	2	5				
4	7	2	2	4	0	2	2	0	1	1																
12	18	3	9	12	0	8	8	4	9	13	2	5	7	0	6	6	5	3	8							
72	130	75	69	144	79	99	178	99	101	200	71	84	155	62	76	138	31	51	82	33	45	78	5	0	5	
1	3	1	16	17	6	33	39	18	32	50	19	51	70	11	19	30	7	23	30	5	15	20				
7	342	718	436	387	823	386	407	793	350	378	728	233	320	583	205	290	465	138	188	326	69	183	252	6	11	17
1	7	19	12	10	22	17	25	42	16	14	30	13	20	33	9	14	23	7	15	22	5	1	6			
15	50	34	20	54	28	28	56	20	16	3	15	12	27	16	8	24	11	13	24	8	5	13	1	0	1	
7	12	4	3	7	8	9	17	6	9	15	4	2	6	1	2	3	1	0	1	0	1	1				
1	3	1	2	3	2	1	3	1	0	1	2	0	2													
44	73	54	31	85	36	33	69	41	31	72	23	30	53	13	15	28	14	10	24	6	4	10	1	0	1	
4	7	6	1	7	8	2	10	3	3	6	1	0	1	1	2	3	1	0	1	1	0	1				
105	211	90	89	179	64	76	140	45	66	111	42	57	99	38	38	76	17	22	39	12	19	31	0	1	1	
4	9	1	0	1	4	1	5	3	2	5	4	2	6	4	1	5	3	0	3	1	0	1				
21	35	15	11	26	8	6	14	5	5	10	3	4	7	3	3	6	3	0	3	0	1	1	0	1	1	
1	6	7	0	7	3	1	4	2	0	2				1	0	1	0	1	1							
0	1				1	0	1	1	1	2	1	0	1													
3	1	9	4	1	5	5	1	6	1	0	1	2	0	2	7	1	8	1	0	1	1	0	1			
78	149	61	76	137	39	63	105	31	58	89	32	51	83	20	33	53	10	20	30	10	17	27				
0	2	2	1	3	4	1	5	2	0	2				3	0	3	0	1	1	0	1	1				
640	1357	822	664	1486	732	750	1482	695	686	1381	541	623	1164	445	485	930	316	400	716	314	508	822	25	16	41	

TABLE
Distribution of patients in residence

Age Groups	Total			Brockville			Cobourg			Fort William			Hamilton		
	M.	F.	T.	M.	F.	T.	M.	F.	T.	M.	F.	T.	M.	F.	T.
Under 15 years.....	313	205	518											1	1
15-19 years.....	356	323	679	10	6	16	68	68	4	4	26	11	37		
20-24 years.....	460	388	848	26	19	45	84	84	7	7	34	12	46		
25-29 years.....	484	443	927	33	29	62	36	36	5	5	62	41	103		
30-34 years.....	604	532	1136	46	48	94	31	31	3	3	81	52	133		
35-39 years.....	717	640	1357	63	50	113	23	23	11	11	104	90	194		
40-44 years.....	822	664	1486	58	59	117	29	29	10	10	106	96	202		
45-49 years.....	732	750	1482	64	77	141	20	20	7	7	101	94	195		
50-54 years.....	695	686	1381	59	59	118	34	34	8	8	108	91	199		
55-59 years.....	541	623	1164	53	53	106	31	31	6	6	73	73	146		
60-64 years.....	445	485	930	40	49	89	25	25	3	3	72	91	163		
65-69 years.....	316	400	716	33	41	74	28	28			47	60	107		
70 years and over.....	314	508	822	38	48	86	42	42	5	5	46	78	124		
Unascertained.....	25	16	41	2	1	3					2	3	5		
Total.....	6824	6663	13487	525	539	1064	451	451	69	69	862	793	1655		

No. 8a
according to hospital and age.

Kingston			London			New Toronto			Orillia			Penetang			Toronto			Whitby			Woodstock		
M.	F.	T.	M.	F.	T.	M.	F.	T.	M.	F.	T.	M.	F.	T.	M.	F.	T.	M.	F.	T.	M.	F.	T.
									312	202	514							1	1	1	1	1	2
16	10	26	12	3	15	5	8	13	227	183	410	19	3	22	8	2	10	9	8	17	20	21	41
22	8	30	39	19	58	53	23	76	126	131	257	36	8	44	28	17	45	56	31	87	33	36	69
34	21	55	58	37	95	69	51	120	74	97	171	31	17	48	30	25	55	58	49	107	30	40	70
58	37	95	69	62	131	96	75	171	48	70	118	44	23	67	51	49	100	74	58	132	34	27	61
80	81	161	90	79	169	104	85	189	45	42	87	45	19	64	59	62	121	79	77	156	37	32	69
100	79	179	108	94	202	136	84	220	35	39	74	38	12	50	85	59	144	109	88	197	37	25	62
76	73	149	103	92	195	96	73	169	20	34	54	36	32	68	73	85	158	127	142	269	29	28	57
99	81	180	72	108	180	106	72	178	16	31	47	46	29	75	55	76	131	104	95	199	22	10	32
65	69	134	79	92	171	69	73	142	17	29	46	30	32	62	52	60	112	80	100	180	17	11	28
30	55	85	92	63	155	55	44	99	8	13	21	21	34	55	39	44	83	68	61	129	17	6	23
36	34	70	53	57	110	47	40	87	6	9	15	12	14	26	24	38	62	49	69	118	9	10	19
24	20	44	64	100	164	23	44	67	5	10	15	10	16	26	49	71	120	45	75	120	5	4	9
3		3				12	8	20				2	1	3	1	1	2	3	1	4		1	1
643	568	1211	839	806	1645	871	680	1551	939	890	1829	370	240	610	554	589	1143	861	855	1716	291	252	543

TABLE

Distribution of patients in residence March 31st, 1937,

Psychoses	Total			Brockville			Cobourg			Fort William			Hamilton		
	M.	F.	T.	M.	F.	T.	M.	F.	T.	M.	F.	T.	M.	F.	T.
1. Traumatic.....	18	3	21	2		2							4	2	6
2. Senile.....	199	242	441	28	24	52	13	13	3		3		16	31	47
3. With Cerebral Arterio-sclerosis.....	161	154	315	21	5	26	2	2	2	2	2	2	45	51	96
4. General Paralysis.....	370	81	451	38	11	49	2	2	3	3	3	3	72	13	85
5. With Cerebral Syphilis.....	8	3	11										1		1
6. With Huntington's Chorea.....	10	13	23				1	1						2	2
7. With Bran Tumour.....	1		1							1	1				
8. With other Brain or Ner- vous Diseases.....	42	22	64	3	3	6							5	2	7
9. Alcoholic.....	70	11	81	3	1	4	1	1	4		4	4	7	2	9
10. Due to Drugs and other Exogenous Toxins.....	9	11	20										1		1
11. With Pellagra.....															
12. With other Somatic Di- seases.....	28	72	100	1	4	5				1	1	1	2	16	18
13. Manic-depressive.....	607	666	1273	65	81	146	7	7	7	7	7	7	56	61	117
14. Involution Melancholia.....	69	195	264	11	21	32	4	4					9	26	35
15. Dementia Praecox.....	3004	3013	6017	285	330	615	140	140	30	30	30	30	473	468	941
16. Paranoia or Paranoid Con- ditions.....	103	115	218	4	7	11	2	2	7	7	7	7	8	8	16
17. Epileptic Psychoses.....	242	179	421	1	3	4	1	1	3	3	3	3	20	8	28
18. Psychoneuroses and Neuroses.....	42	50	92	1	3	4							10	12	22
19. With Psychopathic Per- sonality.....	12	5	17	1		1							1		1
20. With Mental Deficiency.....	322	287	609	24	11	35	15	15	1	1	1	1	50	48	98
21. Undiagnosed.....	32	13	45										4	2	6
22. Without Psychosis.....	1475	1528	3003	37	35	72	263	263	7	7	7	7	78	41	119
A—Epileptic — not in- sane or feeble- minded.....	41	33	74										1		1
B—Epileptics—who are feeble-minded.....	205	194	399	2		2							3		3
C—Alcoholism without psychoses.....	19	3	22												
D—Drug addiction with- out psychoses.....	8	1	9												
E—Psychopathic per- sonality with- out psychoses.....	52	5	57	2		2							1	3	4
F—Mental deficiency.....	1110	1265	2375	31	35	66	262	262					70	36	106
G—Others.....	40	27	67	2		2	1	1	7	7	7	7	3	2	5
Total.....	6824	6663	13487	525	539	1064	451	451	69	69	69	69	862	793	1655

No. 8b

in each hospital according to psychosis

Kingston			London			New Toronto			Orillia			Penetang			Toronto			Whitby			Woodstock		
M.	F.	T.	M.	F.	T.	M.	F.	T.	M.	F.	T.	M.	F.	T.	M.	F.	T.	M.	F.	T.	M.	F.	T.
1		1	3	1	4	2		2				2		2	2		2	2		2			
14	19	33	17	36	53	89	67	156				2	1	3	18	29	47	12	22	34			
5	4	9	25	22	47	12	16	28				1		1	30	31	61	20	23	43			
14	6	20	60	12	72	67	15	82	1	1	2	2	1	3	63	15	78	49	5	54	1		1
			1	1	2	1		1							2		2	5		5			
			2	4	6	1	2	3				1		1	3	1	4	3	3	6			
5	3	8	8	5	13	3	1	4				1	1	8	3	11	10	4	14				
8		8	7		7	21	3	24						7	2	9	13	2	15				
2		2				6	9	15							1	1	1	1	1				
5	5	10	3	8	11	8	12	20						2	8	10	6	19	25				
80	77	157	74	110	184	137	102	239				47	24	71	37	55	92	104	149	253			
7	24	31	3	32	35	17	53	70						8	15	23	14	20	34				
349	316	665	499	478	977	398	312	710	1	2	3	166	118	284	282	343	625	517	505	1022	4	1	5
19	14	33	8	10	18	31	25	56				4	1	5	10	4	14	12	44	56			
11	6	17	12	5	17	10	12	22	2	1	3	13	2	15	5	8	13	3	6	9	162	127	289
6	5	11		13	13	7	5	12						8	4	12	10	8	18				
			3	2	5	1	1	2				4		4			2	2	4				
72	47	119	59	38	97	51	43	94	3	23	26	8		8	29	46	75	25	16	41			
3	2	5	8	3	11	2		2						9	3	12	6	3	9				
42	40	82	47	26	73	7	2	9	932	863	1795	120	92	212	33	19	52	48	23	71	124	124	248
												6		6	1	1	2				33	32	65
7	10	17	3		3				100	85	185	2	5	7		1	1	4	1	5	84	92	176
3	1	4			3		3							3		3	10	2	12				
			4		4										1	1	4		4				
	1	1	39		39							10		10				1	1				
31	28	59	1	26	27	4	2	6	815	758	573	100	84	184	27	15	42	26	19	45	5		5
1		1							17	20	37	2	3	5	2	1	3	4		4	2		2
643	568	1211	839	806	1645	871	650	1551	939	890	1829	370	240	610	554	589	1143	861	855	1716	291	252	543

TABLE No. 8c
Patients in Residence by Psychoses
1934 — 1936*

Psychoses	1934		1935		1936		1937	
	No.	Rate	No.	Rate	No.	Rate	No.	Rate
Dementia Praecox	5,583	156.7	5,705	159.3	5,865	162.9	6,017	163.1
Manic-depressive	1,098	30.8	1,120	31.3	1,256	34.9	1,273	34.5
Psychoses with Mental Deficiency	596	16.7	634	17.7	646	17.9	609	16.5
Senile	418	11.7	401	11.2	444	12.3	441	11.9
Epileptic Psychoses	400	11.2	404	11.3	409	11.4	421	11.4
Mental Deficiency without Psychoses..	2,183	60.6	2,375	64.4
G. P. I. and Cerebral Syphilis	383	10.7	395	11.0	449	12.5	462	12.5
Psychoses with Cerebral Arteriosclerosis	269	7.5	285	7.9	318	8.8	315	8.5
Involution Melancholia	250	7.0	251	7.0	266	7.4	264	7.2
Paranoia and paranoid conditions.....	181	5.1	181	5.1	196	5.4	218	5.9
Alcoholic Psychoses	55	1.5	58	1.6	81	2.2	85	2.2
Alcoholism without psychoses	16	0.4	22	0.6
Epilepsy without Psychoses.....	592	16.4	473	12.8
All other†	2,835	79.6	2,880	80.4	421	11.7	516	14.0
Total	12,068	338.7	12,314	343.8	13,142	365.0	13,487	365.5

*1934 — Year ending October 31st.

1935 — Five Months ending March 31st.

1936 — 1937 — Year ending March 31st

†Data for 1934 and 1935 include mental deficiency, alcoholics and epileptics without psychoses

TABLE No. 9
Distribution of First Admissions and Patients in Residence according to age

Age	First Admissions		In Residence	
	Number	%	Number	%
Under 15 years	112	4.4	518	3.9
15-19 years	214	8.5	679	5.0
20-24 years	224	8.9	848	6.3
25-29 years	224	8.9	927	6.9
30-34 years	262	10.4	1,136	8.4
35-39 years	279	11.0	1,357	10.1
40-44 years	238	9.4	1,486	11.1
45-49 years	241	9.5	1,482	11.0
50-54 years	169	6.7	1,381	10.3
55-59 years	143	5.7	1,164	8.7
60-64 years	123	4.9	930	6.9
65-69 years	87	3.4	716	5.3
70 years and over	210	8.3	822	6.1
Total	2,526	100.0	13,446	100.0

TABLE
Occupational programme

Hospitals	Industrial Work			Farm and Garden			Utility Staff			House-keeping or Kitchen			Vocational Classes			Occupational Classes			Special Occupation			Ward Work		
	M.	F.	T.	M.	F.	T.	M.	F.	T.	M.	F.	T.	M.	F.	T.	M.	F.	T.	M.	F.	T.	M.	F.	T.
Brockville ..	25		25	93		93	29		29	29	33	62	30	30		60	60	10		10	184	160	344	
Cobourg.....		65	65				21		21		69	69	26	26		73	73		31	31		62	62	
Ft. William	5		5	21		21	4		4	7		7							2		2	12		12
Hamilton....	7		7	142		142	67	71	138	58	53	111	21	82	103				19		19	245	98	343
Kingston....	18	84	102	81		81	13		13	34		34	25	19	44	25	80	105	5	4	9	181	83	264
London.....	43		43	115	30	145	52		52	46	20	66	50	50	32	30	62	17		17	132	100	232	
N. Toronto	10		10	150	30	180	30		30	20	10	30	15	15	20	50	70	14	15	29	125	130	255	
Orillia.....	52	47	99	77		77	29		29	20	66	86	354	258	612	42	89	131	4	7	11	190	222	412
Penetang...	1		1	61		61	35		35	16	42	58	12		12	8	28	36	7		7	105	45	150
Toronto.....	25	45	70	40		40	30		30	45	5	50				12	80	92	3		3	100	105	205
Whitby.....	75	41	116	120		120	10		10	55	32	87	13		13	19	130	149	2	12	14	190	140	330
Woodstock	4	54	58	61		61	11		11	22	17	39	7	10	17	7	31	38	2		2	105	88	193
Total.....	265	336	601	961	60	1021	310	92	402	352	347	699	432	490	922	165	651	816	85	69	154	1569	1233	2802

10
x and hospital.

Discharge Patients		Total Number Occupied			Unoccupied (By Reason of Old Age or Physical Disability)						Unoccupied (By Reason of Mental Disability)						Total Number Unoccupied			Percentage Occupied		
					In Bed			Up			In Bed			Up								
M.	F.	T.	M.	F.	T.	M.	F.	T.	M.	F.	T.	M.	F.	T.	M.	F.	T.	M.	F.	T.		
18	28	380	301	681	38	40	78	22	28	50	62	105	167	23	65	88	145	238	383	72.4	55.8	64.0
4	4	351	351	23	23	23	23	5	5	49	49	100	100	77.8	77.8
.....	51	51	5	5	7	7	6	6	18	18	73.9	73.9
17	34	576	321	897	51	34	85	89	49	138	19	120	139	127	269	396	286	472	758	66.8	40.5	54.2
28	62	416	298	714	33	18	51	37	22	59	57	65	122	100	165	265	227	270	497	64.7	52.5	59.0
63	92	466	293	759	36	60	96	172	150	322	41	20	61	124	283	407	373	513	886	55.5	36.4	46.1
30	95	434	280	714	169	125	294	44	90	134	50	110	160	174	75	249	437	400	837	49.8	41.2	46.0
.....	768	689	1457	61	35	96	51	91	142	59	75	134	171	201	372	81.8	77.4	79.7	
11	15	249	126	375	47	17	64	5	43	48	2	4	6	67	50	117	121	114	235	67.3	52.5	61.5
33	50	272	268	540	100	59	159	40	40	80	60	88	148	82	134	216	282	321	603	49.1	45.5	47.2
51	88	521	406	927	35	50	85	51	37	88	84	120	204	170	242	412	340	449	789	60.5	47.5	54.0
.....	219	200	419	6	7	13	39	15	54	3	8	11	24	22	46	72	52	124	75.3	79.4	77.2
55	468	4352	3533	7885	576	468	1044	555	588	1143	385	645	1030	956	1429	2385	2472	3130	5602	63.8	53.0	58.5

TABLE No. 11
Place of birth of first admissions.

	First Admissions		
	Male	Female	Total
Canada	940	740	1680
Africa	1	0	1
Australia	0	2	2
Armenia	1	0	1
Bulgaria	2	1	3
Austria	9	5	14
Belgium	2	3	5
Central America			
China	8	0	8
Czecho-Slovakia	8	1	9
Denmark	1	0	1
England	172	144	316
Finland	23	5	28
France	1	14	15
Germany	5	6	11
Greece	2	0	2
Holland	2	3	5
Hungary	12	1	13
India	1	16	17
Ireland	29	25	54
Italy	20	6	26
Japan			
Jugo-Slavia	13	3	16
Norway	5	1	6
Newfoundland	4	2	6
Poland	30	17	47
Roumania	4	4	8
Russia	9	17	26
Scotland	46	33	79
South America			
Sweden	4	1	5
Switzerland			
Turkey	1	1	2
United States	26	27	53
West Indies			
Other British Possessions	5	2	7
Other Countries	26	1	27
Unascertained	34	9	43
Total	1446	1090	2536

TABLE No. 12
Nativity of parents of first admissions

Parents	Male	Female	Total	
			No.	%
Both Native Born	560	404	964	38.0
Both Foreign Born	547	400	947	37.3
Mixed	166	164	330	13.0
Unascertained	173	122	295	11.7
Total	1446	1090	2536	100.0

TABLE No. 13
Length of residence in Canada previous to admission to Hospital
of foreign born first admissions

Length of Residence	Male	Female	Total	
			No.	%
Less than 5 years	8	8	16	1.9
5 to 9 years	60	27	87	10.2
10 to 14 years	70	62	132	15.4
15 years and over	274	190	464	54.2
Unascertained	94	63	157	18.3
Total	506	350	856	100.0

TABLE No. 14
Citizenship of first admissions

Citizenship	Males	Females	Total	
			No.	%
Canadians by birth	940	740	1680	66.2
Canadians by naturalization	235	154	389	15.3
Aliens	59	30	89	3.5
Citizenship unascertained	26	27	53	2.2
Canadians of British birth outside Canada	186	139	325	12.8
Total	1446	1090	2536	100.0

TABLE No. 15
Occupation of first admissions previous to admission

Occupation	Males	Females	Total	
			No.	%
Professional : (Religious, Legal, Medical, Educational, Engineers, etc.)	51	35	86	3.4
Commercial — Bankers, Merchants, Accountants, Clerks, Salesmen, Stenographers, etc.)	169	27	196	7.7
Agricultural: (Farmers, Gardeners, Stockmen, etc.)	219	219	8.6
Mechanics at Outdoor Vocations: (Stationary Engineers, Carpenters, Painters, Police, etc.)	98	98	3.9
Mechanics, Etc. at Sedentary Vocations: (Shoemakers, Bookbinders, Tailors, Factory Workers)	128	23	151	6.0
Housewives	3	549	552	21.7
Domestic Service (Waiters, Cooks, Servants, Housekeepers, Governesses, etc.)	35	196	231	9.1
Miners, Marine Engineers, Rlwy. Employees, Etc.....	47	3	50	2.0
Labourers	385	385	15.2
No Occupation	298	250	548	21.6
Unascertained	13	7	20	0.8
Total	1446	1090	2536	100.0

TABLE No. 16
Classification of first admissions and re-admissions according to their method of certification

Hospitals	Total			By Physician's Certificate			By Inspector's Warrant			By Lieutenant-Governor's Warrant			By Voluntary Application			Other Methods of Certification				
	M	F	T	M	F	T	M	F	T	M	F	T	M	F	T	M	F	T		
Brockville	125	124	249	99	106	205	6	2	8	6	6	16	10	26	4	4	
Cobourg	63	63	18	18	8	8	7
Fort William	76	76	26	26	35	35	2	2	2	2	2	11	11
Hamilton	281	230	511	180	204	384	92	22	114	5	2	7	7	7	9
Kingston	122	101	223	75	80	155	13	7	20	2	1	3	21	10	31	11	3	11
London	291	227	518	129	180	309	33	3	36	3	2	5	40	22	62	89	20	109
New Toronto	241	159	400	96	101	197	116	50	166	9	2	11	20	6	26
Orillia	91	61	152	83	55	138	8	2	10	3	3	1	1
Penctang	47	16	63	21	14	35	6	2	8	12	1	1	7	7
Toronto	150	129	279	60	90	150	62	31	93	4	2	6	23	6	29	1	1
Whitby	290	225	515	111	117	228	70	27	97	6	1	7	88	44	132	15	6	21
Woodstock	55	16	71	33	35	68	7	3	10	15	8	23
Total	1,775	1,381	3,156	913	1,060	1,973	448	157	605	49	20	69	227	115	342	138	29	167

TABLE No. 17
First admissions by diagnosis April 1st, 1936 — March 31st, 1937

Psychoses	Males	Females	Total
1. Traumatic psychoses	9	2	11
2. Senile psychoses	82	89	171
3. Psychoses with cerebral arteriosclerosis	75	50	125
4. General paresis	98	22	120
5. Psychoses with cerebral syphilis	2	2	4
6. Psychoses with Huntington's chorea	2	3	5
7. Psychoses with brain Tumour	2	1	3
8. Psychoses with other brain or nervous diseases,....			
(a) Cerebral embolism	5	5
(b) Paralysis agitans	1	1
(c) Meningitis, tubercular or other forms.....
(d) Multiple sclerosis	1	1
(e) Tabes dorsalis
(f) Acute chorea
(g) Other diseases	10	9	19
9. Alcoholic psychoses			
(a) Delirium tremens	7	7
(b) Korsakow's psychosis	3	3
(c) Acute hallucinosis	14	2	16
(d) Other types, acute or chronic	13	13
10. Psychoses due to drugs and other exogenous toxins			
(a) Opium (and derivatives), cocaine bromides, chloral, etc., alone or combined.....	3	8	11
(b) Metals, as lead, arsenic.....
(c) Gases	11
(d) Other exogenous toxins.....	1	3	4
11. Psychoses with pellagra
12. Psychoses with other somatic diseases			
(a) Delirium with infectious diseases.....	1	2	3
(b) Post-infectious psychosis	1	3	4
(c) Exhaustion delirium	4	10	14
(d) Delirium of unknown origin.....	2	6	8
(e) Cardio-renal diseases	6	3	9
(f) Diseases of the ductless glands.....	3	3
(g) Other diseases or conditions.....	14	15	29
13. Manic depressive psychoses			
(a) Manic type	71	52	123
(b) Depressive type	93	72	165
(c) Other types	16	30	46
14. Involution melancholia	23	49	72
15. Dementia praecox (schizophrenia)	332	271	603
16. Paranoia and paranoid conditions	36	33	69
17. Epileptic psychoses	31	16	47
18. Psychoneuroses and neuroses			
(a) Hysterical Type	6	23	29
(b) Psychasthenic type (anxiety and obsessive forms)	9	6	15
(c) Neurasthenic type	13	14	27
(d) Other types	4	3	7
19. Psychoses with psychopathic personality.....	3	1	4
20. Psychoses with mental deficiency	26	28	54
21. Undiagnosed psychoses	14	13	27
22. Without psychosis			
(a) Epileptics not insane or feeble-minded	16	17	33
(b) Epileptics who are feeble-minded	10	13	23
(c) Alcoholism without psychosis	64	7	71
(d) Drug addiction without psychosis.....	27	5	32
(e) Psychopathic personality without psychosis...	27	4	31
(f) Mental deficiency	193	182	375
(g) Others	74	20	94
Total	1,446	1090	2536

TABLE No. 17a
First admissions by diagnosis, 1928-1937,* Rate per 100,000 population.

Psychoses	1928		1929		1930		1931		1932		1933		1934		1935		1936		1937	
	No.	Rate	No.	Rate	No.	Rate	No.	Rate	No.	Rate	No.	Rate	No.	Rate	No.	Rate	No.	Rate	No.	Rate
Dementia Praecox.....	431	13.2	491	14.7	580	17.2	480	14.0	495	14.2	515	15.7	576	16.2	232	15.5	616	17.1	603	16.3
Manic-depressive	242	6.5	227	6.8	185	5.5	276	8.0	300	8.6	303	8.6	306	8.6	110	7.4	394	10.9	334	9.1
Senile.....	207	6.3	214	6.4	201	5.9	211	6.2	163	4.7	121	3.4	150	4.2	58	3.9	183	5.1	171	4.6
Mental Deficiency without Psychoses.....	121	3.7	147	4.4	165	4.9	159	4.6	368	10.6	299	8.5	309	8.7	73	4.9	369	10.2	375	10.2
G, P. I. and Cerebral Syphilis.....	92	2.7	102	3.0	115	3.4	138	4.0	130	3.7	142	4.0	140	4.0	49	3.3	145	4.0	124	3.4
Psychoses with Cerebral Arteriosclerosis.....	79	2.4	106	3.2	79	2.3	88	2.6	131	3.8	147	4.2	155	4.4	56	3.8	187	5.2	125	3.4
Psychoses with Mental Deficiency.....	74	2.3	91	2.7	68	2.0	70	2.0	90	2.6	96	2.7	67	1.9	27	1.8	86	2.4	54	1.5
Epileptic Psychoses.....	39	1.2	58	1.7	45	1.3	58	1.7	41	1.2	44	1.3	54	1.5	15	1.0	53	1.5	47	1.3
Involuntio Melancholia.....	62	1.9	98	2.9	86	2.5	74	2.1	79	2.3	52	1.5	57	1.6	23	1.5	73	2.0	72	1.9
Paranoia and Paranoid Conditions.....	33	1.0	31	0.9	33	1.0	65	1.9	65	1.9	53	1.5	42	1.2	22	0.6	52	1.4	69	1.8
Alcoholic Psychoses.....	27	0.8	25	0.7	42	1.2	35	1.0	25	0.7	24	0.7	19	0.5	9	0.6	62	1.7	39	1.1
Alcoholism without Psychoses.....	26	0.8	13	0.4	15	0.4	22	0.6	21	0.6	19	0.5	25	0.7	16	1.1	55	1.5	71	1.9
Epilepsy without Psychoses.....	41	1.3	60	1.8	39	1.2	27	0.8	54	1.6	85	2.4	65	1.8	29	1.9	101	2.8	56	1.5
All Other.....	158	4.8	190	5.7	206	6.1	219	6.4	288	8.3	268	7.6	276	7.7	148	7.9	391	10.8	396	10.7
Total.....	1,602	49.0	1,853	55.5	1,859	54.7	1,922	56.0	2,250	64.8	2,198	62.5	2,241	63.9	837	56.1	1,767	76.9	2,536	68.7

* 1927—1934—Year ending October 31st.

1935—Five months ending March 31st.

1936—1937—Year ending March 31st.

TABLE No. 19
Previous education of first admissions by psychosis.

Psychoses	Total			Illiterate			Reads and Writes			Common School			High School			University			Unascertained			
	M.	F.	T.	M.	F.	T.	M.	F.	T.	M.	F.	T.	M.	F.	T.	M.	F.	T.	M.	F.	T.	
	1. Traumatic	9	2	11	1	1	2	1	1	2	8	1	1	1	1	1						
2. Senile	82	89	171	6	4	10	18	12	30	36	3	3	10	13	1	18	20	38				
3. With Cerebral Arteriosclerosis	75	50	125	4	4	8	20	9	29	31	3	5	6	11	4	8	4	12				
4. General Paralysis	98	22	120	6	6	12	15	6	21	54	14	68	16	2	18	1	6	6				
5. With Cerebral Syphilis	2	2	4	1	1	2	1	1	2	1	1	1	2	2	1							
6. With Huntington's Chorea	2	3	5	1	1	2	2	2	4	2	1	3	1	1	1							
7. With Brain Tumour	2	1	3	1	1	2	2	2	4	8	4	12	4	2	6	1	1	2				
8. With other Brain or Nervous Diseases	16	10	26	1	3	4	5	5	10	22	7	1	8	3	1	1	1	1				
9. Alcoholic	37	2	39	1	2	3	2	1	3	1	8	9	1	1	1							
10. Due to Drugs and other Exogenous Toxins	4	11	15	1	1	2	2	1	3	1	8	9	1	1	1							
11. With Pellagra	31	39	70	1	1	2	6	5	11	19	22	41	1	9	10	3	2	5				
12. With other Somatic Diseases	180	154	334	6	2	8	29	12	41	105	107	212	28	30	58	5	1	6	7	2	2	9
13. Manic-depressive	23	49	72	1	1	2	3	10	13	17	36	53	2	2	2	2	1	2				
14. Involution Melancholia	332	271	603	15	5	20	52	33	85	186	144	330	59	75	131	9	4	13	11	10	21	1
15. Dementia Praecox	36	33	69	1	1	2	7	5	12	23	19	42	3	5	8	2	1	3				
16. Paranoid or paranoid conditions	31	16	47	5	2	7	5	9	14	17	4	21	1	1	1							
17. Epileptic Psychoses	32	46	78	2	2	4	3	3	6	20	28	48	6	12	18	1	1	2				
18. Psychoneuroses and Neuroses	3	1	4	1	1	2	2	2	4	3	1	4	1	1	1							
19. With Psychopathic Personality	26	28	54	5	5	10	7	7	14	13	14	27	2	4	6	1	1	1				
20. Mental Deficiency	14	13	27	1	1	2	4	2	6	6	6	12	2	4	6	1	1	1				
21. Undiagnosed	411	248	659	116	68	184	86	89	175	145	68	213	46	17	63	17	1	18	1	5	6	
22. Without Psychosis	1446	1090	2536	168	91	259	268	206	474	717	554	1271	183	179	362	49	10	59	61	50	111	

TABLE
Age of first admissions

Psychoses	Total			Under 15 years			15-19 Years			20-24 Years			25-29 Years			30-34 Years		
	M.	F.	T.	M.	F.	T.	M.	F.	T.	M.	F.	T.	M.	F.	T.	M.	F.	T.
1. Traumatic.....	9	2	11							2		2	1		1	3		3
2. Senile.....	82	89	171															
3. With Cerebral Arteriosclerosis.....	75	50	125															
4. General Paralysis.....	98	22	120				2	2	1	1	2	2	2	4	11	2	13	
5. With Cerebral Syphilis.....	2	2	4													1		1
6. With Huntington's Chorea.....	2	3	5															
7. With Brain Tumour	2	1	3													1		1
8. With other Brain or Nervous Diseases.....	16	10	26						1	1	2		2	2	1	1	2	
9. Alcoholic.....	37	2	39										5		5	1	1	2
10. Due to Drugs and other Exogenous Toxins.....	4	11	15															1
11. With Pellagra.....																		
12. With other Somatic Diseases.....	31	39	70		1	1	3	3	4		4		3	3		4	4	
13. Manic-depressive.....	180	154	334		1	1	11	8	19	12	9	21	15	5	20	10	20	30
14. Involution Melancholia.....	23	49	72															
15. Dementia Praecox	332	271	603	1	3	4	27	18	45	61	32	93	58	54	112	54	44	98
16. Paranoia or Paranoid Conditions.....	36	33	69								1	1	1		1	1	1	2
17. Epileptic Psychoses	31	16	47				4	2	6	4	1	5	4	2	6	3	2	5
18. Psychoneuroses and Neuroses.....	32	46	78				1		1	2	7	9	5	4	9	7	12	19
19. With Psychopathic Personality.....	3	1	4										1		1			
20. With Mental Deficiency.....	26	28	54				3	2	5		1	1	4	3	7	1	5	6
21. Undiagnosed.....	14	13	27				1		1	5		5		2	2	2	2	4
22. Without Psychosis.....	411	248	659	69	37	106	62	70	132	36	43	79	33	18	51	42	29	71
Total.....	1446	1090	2536	70	42	112	109	105	214	128	96	224	129	95	224	138	124	262

20

psychosis.

35-39 Years			40-44 Years			45-49 Years			50-54 Years			55-59 Years			60-64 Years			65-69 Years			70 Years and over			Unascertained				
F.	T.		M.	F.	T.	M.	F.	T.	M.	F.	T.	M.	F.	T.	M.	F.	T.	M.	F.	T.	M.	F.	T.	M.	F.	T.		
						2		2		1	1		1	1								1						
			1		1					2	2	2	2	4	3	1	4	7	14	21	69	70	139					
4	23		21	5	20	21	1	22	4	4	8	6	9	15	16	17	33	16	6	22	28	13	41	1		1		
													1	1														
			1		1														1	1								
						1	2	3				1		1														
			1	4	5	2		2	2		2	3		3	1	1	2	2	1	3	2		2					
	11		5		5	5	1	6	4		4	5		5							1		1					
3	3		1		1	1	3	4	2	2	4					1	1			1	1							
2	7	3	7	10	2	4	6	3	2	5	9	3	12	4	4	8		4	4	1	2	3						
33	56	25	20	45	25	15	40	20	15	35	14	12	26	15	8	23	6	3	9	3	5	8	1				1	
			1	5	0	3	15	18	6	17	23	9	7	16	3	4	7	1	1	2								
30	75	35	22	57	26	25	51	10	16	26	9	9	18	1	9	10	2	4	6	1	3	4	2	2	4			
3	9	3	3	6	10	11	21	4	5	9	4	2	6	4	3	7	1	4	5	2		2						
	3	2	1	3	3	2	5		1	1	1	2	3	2	2	4		1	1	3		3	2				2	
8	12	5	4	9	2	5	7	1	4	5	4		4		1	1		1	1	1		1						
	1			1								1	1															
5	10	4	7	11	6	2	8	1		1	2		2						3	3								
2	3				3	1	4	1		1		2	2	1	2	3		1	1		1	1		1	1			
16	64	35	12	47	32	7	39	23	7	30	13	6	19	11	1	12	3	1	1	4	4		4			1	1	
106	279	146	92	238	146	95	241	91	78	169	86	57	143	67	56	123	41	46	87	116	94	210	6	4	10			

TABLE No. 21
The proportion of first admissions coming from Rural and Urban centres according to Psychosis

Psychoses	Total			Urban, 2,500 and over			Rural			Unascertained		
	M	F	T	M	F	T	M	F	T	M	F	T
	1. Traumatic	9	2	11	4	2	6	5		5		
2. Senile	82	89	171	47	65	112	34	24	58	1		1
3. With Cerebral Arteriosclerosis	75	50	125	51	37	88	21	13	34	3		3
4. General Paralysis	98	22	120	83	17	100	15	5	20			
5. With Cerebral Syphilis	2	2	4	2	1	3		1	1			
6. With Huntington's Chorea	2	3	5	1	2	3	1	1	2			
7. With Brain Tumour	2	1	3	1	1	2	1	1	2			
8. With other Brain or Nervous Diseases	16	10	26	12	2	14	4	7	11			1
9. Alcoholic	37	2	39	30	2	32	7		7			
10. Due to Drugs and other Exogenous Toxins	4	11	15	4	9	13			2			
11. With Pellagra												
12. With other Somatic Diseases	31	39	70	18	28	46	13	11	24			
13. Manic-depressive	180	154	334	103	110	213	76	43	119	1		2
14. Involution Melancholia	23	49	72	17	32	49	6	16	22			1
15. Dementia Praecox	332	271	603	209	186	395	113	83	196	10		12
16. Paranoia or Paranoid Conditions	36	33	69	21	28	49	14	5	19	1		1
17. Epileptic Psychoses	31	16	47	16	12	28	12	4	16			3
18. Psychoneuroses and Neuroses	32	46	78	20	35	55	12	11	23			
19. With Psychopathic Personality	3	1	4	3		3			1			
20. With Mental Deficiency	26	28	54	15	21	36	11	7	18			
21. Undiagnosed	14	13	27	7	10	17	6	3	9			1
22. Without Psychosis	411	248	659	314	185	499	95	60	155	2		3
Total	1446	1090	2536	978	784	1762	446	298	744	22	8	30

TABLE No. 22
History of Alcoholism of first admissions by psychosis

Psychoses	Total			Abstinent			Temperate			Intemperate			Unascertained		
	M	F	T	M	F	T	M	F	T	M	F	T	M	F	T
1. Traumatic	9	2	11	4	2	6	4	4	1	1	1	1	8	7	15
2. Senile	82	89	171	31	74	105	35	8	8	8	8	8	3	1	4
3. With Cerebral Arteriosclerosis	75	50	125	26	44	70	38	5	43	8	1	23	5	2	7
4. General Paralysis	98	22	120	21	11	32	50	8	38	22	1	2	1	2	2
5. With Cerebral Syphilis	2	2	4	4	1	1	1	1	1	2	1	2	1	1	1
6. With Huntington's Chorea	2	3	5	1	3	4	1	1	1	1	1	1	1	1	1
7. With Brain Tumour	2	1	3	3	1	1	2	2	2	1	1	2	1	1	2
8. With other Brain or Nervous Diseases	16	10	26	3	8	11	11	1	11	1	1	2	1	1	2
9. Alcoholic	37	2	39	39	8	8	1	1	36	2	2	38	1	1	3
10. Due to Drugs and other Exogenous Toxins	3	11	15	15	8	8	2	2	4	2	1	3	1	1	3
11. With Pellagra	31	39	70	15	32	47	13	5	18	3	2	5	1	1	3
12. With other Somatic Diseases	180	154	334	65	115	180	85	33	118	26	4	30	4	2	6
13. Manic-depressive	23	49	72	9	42	51	12	5	17	2	2	2	1	2	2
14. Involution Melancholia	332	271	603	143	215	358	141	35	176	28	4	32	20	17	37
15. Dementia Praecox	36	33	69	6	22	28	22	9	31	6	1	7	2	1	3
16. Paranoia or Paranoid Conditions	31	16	47	17	13	30	9	3	12	2	2	2	3	3	3
17. Epileptic Psychoses	32	46	78	15	37	52	16	8	24	1	1	2	1	1	2
18. Psychoneuroses and Neuroses	3	1	4	4	1	1	3	1	3	1	1	2	1	1	2
19. With Psychopathic Personality	26	28	54	13	18	31	9	9	18	2	1	3	2	2	2
20. With Mental Deficiency	14	13	27	8	7	15	5	5	10	1	1	1	1	1	1
21. Undiagnosed	411	248	659	183	179	362	91	52	146	127	12	139	7	5	12
22. Without Psychosis	1446	1090	2536	560	833	1393	553	188	741	277	31	308	56	38	94
Total	1446	1090	2536	560	833	1393	553	188	741	277	31	308	56	38	94

TABLE No. 23
Economic Status of first admission by Psychosis

Psychoses	Total			Indigent			Marginal			Comfortable			Affluent			Unas- certained		
	M	F	T	M	F	T	M	F	T	M	F	T	M	F	T	M	F	T
	1. Traumatic	9	2	11	4	4	4	4	2	6	1	1	1	1	1	1	1	1
2. Senile	82	89	171	43	31	77	24	26	50	13	23	36	1	1	1	2	5	7
3. With Cerebral Arteriosclerosis	75	50	125	29	10	39	25	17	42	18	22	40	1	1	1	2	1	3
4. General Paralysis	98	22	120	54	9	63	33	9	42	9	4	13	1	1	1	2	1	2
5. With Cerebral Syphilis	2	2	4	1	2	3	1	1	1	1	1	2	1	1	1	1	1	1
6. With Huntington's Chorea	2	3	5	1	1	2	1	1	2	1	2	2	1	1	1	1	1	1
7. With Brain Tumour	2	1	3	1	1	2	1	1	2	1	2	2	1	1	1	1	1	1
8. With other Brain or Nervous diseases	16	10	26	6	5	11	6	2	8	2	3	5	2	2	2	2	2	2
9. Alcoholic	37	2	39	19	19	19	12	12	12	6	1	7	1	1	1	2	1	2
10. Due to Drugs and other Exogenous Toxins	4	11	15	1	3	4	2	5	7	1	3	4	1	1	1	1	1	1
11. Pellagra	1	1	2	1	1	2	1	1	2	1	1	2	1	1	1	1	1	1
12. With other Somatic Diseases	31	39	70	9	12	21	12	7	19	10	19	29	1	1	1	1	1	1
13. Manic-depressive	180	154	334	73	33	106	67	55	122	39	63	102	1	1	1	1	3	4
14. Involution Melancholia	23	49	72	4	10	14	11	24	35	8	13	21	1	1	1	1	2	2
15. Dementia Praecox	332	271	603	176	98	274	106	104	210	33	63	96	1	1	1	16	5	21
16. Paranoia or Paranoid Conditions	36	33	69	21	10	31	10	11	21	4	12	16	1	1	1	1	1	1
17. Epileptic Psychoses	31	16	47	14	7	21	13	6	19	4	3	7	1	1	1	1	1	1
18. Psychoneuroses and Neuroses	32	46	78	18	14	32	7	15	22	4	17	21	1	1	1	3	1	3
19. With Psychopathic Personality	3	1	4	1	1	2	1	1	3	1	1	2	1	1	1	1	1	1
20. With Mental Deficiency	26	28	54	14	15	29	11	11	22	2	4	6	1	1	1	1	1	1
21. Undiagnosed	14	13	27	6	3	9	5	6	11	2	4	6	1	1	1	1	1	1
22. Without Psychosis	411	248	659	204	142	346	135	81	216	61	22	83	3	3	3	8	3	11
Total	1446	1090	2536	699	408	1107	488	383	871	216	275	491	5	4	9	38	20	58

TABLE No. 24
Marital status of first admissions by psychosis.

Psychoses	Total		Single		Married		Widowed		Separated		Divorced		Unascertained							
	M.	F.	M.	F.	M.	F.	M.	F.	M.	F.	M.	F.	M.	F.						
	T.	T.	T.	T.	T.	T.	T.	T.	T.	T.	T.	T.	T.	T.						
1. Traumatic.....	9	2	11	6	6	3	1	4	1	1										
2. Senile.....	82	89	171	10	17	37	21	58	30	81	3			2						
3. With Cerebral Arteriosclerosis.....	75	50	125	12	9	21	54	27	9	14	23									
4. General Paralysis.....	98	22	120	25	6	31	60	10	8	2	10	1	1	2						
5. With Cerebral Syphilis.....	2	2	4	1	1	1	2	3												
6. With Huntington's Chorea.....	2	3	5	1	1	1	1	2	1	1										
7. With Brain Tumour.....	2	1	3	1		1	1	2												
8. With other Brain or Nervous Diseases.....	16	10	26	2	3	5	11	5	2	2	4	1	1							
9. Alcoholic.....	37	2	39	16	16	17	1	18	3	1	4	1	1							
10. Due to Drugs and other Exogenous Toxins.....	4	11	15	2	2	2	10	12	1	1	1									
11. With Pellagra.....	31	39	70	8	4	12	30	52	1	4	5	1	1							
12. With other Somatic Diseases.....	180	154	334	71	38	109	103	95	6	16	22	5	5							
13. Manic-depressive.....	23	49	72	4	7	11	16	31	2	11	13	1	1							
14. Involution Melancholia.....	332	271	603	239	110	349	78	135	5	16	21	5	7	12						
15. Dementia Praecox.....	36	33	69	13	8	21	22	20	3	3	3	2	2	1						
16. Paranoia or Paranoid Conditions.....	31	16	47	19	9	28	7	7	1	1	1	1	1	3						
17. Epileptic Psychoses.....	32	46	78	14	18	32	18	25	2	2										
18. Psychoneuroses and Neuroses.....	3	1	4	1	1	2	1	2												
19. With Psychopathic Personality.....	26	28	54	19	15	34	5	10	1	1	2	2	4	1						
20. With Mental Deficiency.....	14	13	27	6	1	7	10	17	1	2	3									
21. Undiagnosed.....	411	248	659	264	186	450	123	51	174	11	6	17	9	3						
22. Without Psychosis.....																				
Total.....	1,446	1,090	2,536	734	433	1,167	589	493	1,082	79	134	213	24	51	7	3	10	10	3	13

TABLE No. 25
 Distribution of first admissions according to the reported abnormal conditions in relatives
 and present psychosis.

Psychoses	Total	Psy- choses	Neuroses	Mental Defi- ciency	Suicidal Attempts	Psycho- pathic Person- ality	Alcohol, Drugs, etc	Unascer- tained	Denied
1. Traumatic	11	2					2	3	4
2. Senile	171	14	5	6	2		1	58	85
3. Psychoses with Cerebral Arteriosclerosis	125	18	2	1	3	1	3	23	74
4. General Paralysis	120	9	2	3	1		2	34	69
5. Psychoses with Cerebral Syphilis	4	2							2
6. Psychoses with Huntington's Chorea	5	3	1					1	
7. Psychoses with Brain Tumour	3	1					1	1	
8. Psychoses with other Brain or Nervous Diseases	26	2	1	1			1	7	14
9. Alcoholic	39	5		2		1	4	5	22
10. Psychoses with other Exogenous Toxins	15	2					1	4	8
11. Psychoses with Pellagra	70	6	4	1					
12. Psychoses with other Somatic Diseases	334	92	25	17	6	3	12	35	144
13. Manic-depressive	72	19	1	3	1		1	11	36
14. Involution Melancholia	603	100	27	35	6	3	14	113	305
15. Dementia Praecox (Schizophrenia)	69	11	3				2	20	33
16. Paranoia or Paranoid Conditions	47	5	3	4		1	5	4	25
17. Epileptic Psychoses	78	15	1	2	2	1	1	10	46
18. Psychoneuroses and Neuroses									
19. Psychoses with Psychopathic Personality	4			4	1			1	3
20. Psychoses with Mental Deficiency	54	15		1	2		2	13	19
21. Undiagnosed	27	3		1	2			7	12
22. Without Psychosis	659	92	19	89	8	2	39	73	337
Total	2,536	416	94	169	32	12	99	430	1,284

TABLE No. 26

Length of stay out of hospital of those re-admitted during the year.

LENGTH OF STAY OUT OF HOSPITAL BEFORE RE-ADMISSION

Psychoses	TOTAL		Less than one month		1-4 Months		5-8 Months		9-11 Months		1-2 Years		3-5 Years		6-10 Years		Over 10 Years		Unascertained																		
	M.	F.	M.	F.	T.	M.	F.	T.	M.	F.	T.	M.	F.	T.	M.	F.	T.	M.		F.	T.																
1. Traumatic.....	1	2	3									1	1	1	1																						
2. Senile.....	8	11	19				1	1	1	1	1	2	4	2	4	1	1	2	4	6																	
3. With Cerebral Arteriosclerosis.....	10	8	18		2	1	3	1	2	3	2	2	2	4	4	3	3	1	3	4																	
4. General Paralysis.....	12		12	1	3	3	2	2	1	1	2	2	2																								
5. With Cerebral Syphilis.....	1		1								1																										
6. With Huntington's Chorea.....																																					
7. With Brain Tumour.....																																					
8. With other Brain or Nervous Diseases.....	6	2	8		1	1	1	1				2	1	3	1	1	1	1	1	1	1	1															
9. Alcoholic.....	16	2	18	6	5	1	6	1	1	1	1	1	1	3	3																						
10. Due to Drugs and other Exogenous Toxins.....	1		1																																		
11. With Pellagra.....	2	3	5	1	1	1	1	1	1	1	1	1	1	2	2																						
12. With other Somatic Diseases.....	75	116	191	3	6	9	6	8	14	7	5	12	8	9	17	13	29	42	17	21	38	7	20	27	12	13	25	2	5	7							
13. Manic-depressive.....	1	3	4	1	1	1	1	1	1	1	1	1	1	1	2	2																					
14. Involution Melancholia.....	82	85	167	1	3	4	7	3	10	9	4	13	9	6	15	26	25	51	14	21	35	8	10	18	5	12	17	3	1	4							
15. Dementia Praecox.....	5	3	8																																		
16. Paranoia or Paranoid Conditions.....	14	7	21	2	2	2	2	1	1	1	1	1	1	1	1	1	1	1	1	1	2	2	1	1	1	2	2	2	1	1							
17. Epileptic Psychoses.....	5	10	15																																		
18. Psychoneuroses and Neuroses.....	1	1	2																																		
19. With Psychopathic Personality.....	5	5	10	1	1	2	1	1	1	1	1	1	1	1	1	1	1	1	1	1	2	1	1	1	1	1	1	1	1	1	1	1	1	1			
20. With Mental Deficiency.....	3	5	8	1	1	2	1	3	2	2	2	2	1	1	1	1	1	1	1	1	1	1	1	1	1	1	1	1	1	1	1	1	1	1	1	1	1
21. Undiagnosed.....	3	28	31	1	1	1	1	1	1	1	1	1	1	1	1	1	1	1	1	1	1	1	1	1	1	1	1	1	1	1	1	1	1	1	1	1	1
22. Without Psychosis.....	83	111	194	4	19	8	2	10	9	2	11	7	2	9	25	4	29	8	9	17	5	3	8	1	1	1	1	1	1	1	1	1	1	1	1	1	1
Total.....	329	291	620	31	13	44	38	19	57	31	23	54	27	21	48	85	73	158	51	66	120	27	31	61	28	35	63	8	7	15							

TABLE No. 27
Disposal of first admissions and re-admissions during the year

Disposal	Male	Female	Total	
			Number	%
Discharged	421	240	661	20.9
Died	164	114	278	8.8
Transferred	26	9	35	1.1
Eloped and not recaptured	13	13	0.4
On Probation	158	185	343	10.9
Remaining in Hospital	993	833	1826	57.9
Total	1,775	1,381	3,156	100.0

TABLE No. 28
Distribution of patients discharged from each hospital according to their condition at time of discharge

Hospitals	Totals			As Recovered			As Improved			As Unimproved			As Without Psychosis		
	M	F	T	M	F	T	M	F	T	M	F	T	M	F	T
Brockville	72	91	163	17	30	47	42	53	95	2	5	7	11	3	14
Cobourg	27	27	1	1	2	2	24	24
Fort William .	21	21	3	..	3	11	11	1	1	6	6
Hamilton	175	111	286	35	36	71	43	42	85	11	8	19	86	25	111
Kingston	76	61	137	22	26	48	30	24	54	7	5	12	17	6	23
London	160	150	310	35	57	92	75	73	148	15	7	22	35	13	48
New Toronto .	153	91	244	18	2	20	102	82	184	7	3	10	26	4	30
Orillia	31	30	61	1	1	30	30	60
Penetang	21	7	28	5	1	6	9	4	13	1	1	6	2	8
Toronto	86	52	138	15	13	28	46	33	79	4	2	6	21	4	25
Whitby	200	173	373	52	76	128	65	72	137	3	3	6	80	22	102
Woodstock ...	47	29	76	7	5	12	3	1	4	3	4	7	34	19	53
Total ...	1042	822	1864	209	246	455	427	385	812	54	39	93	352	152	504



TABLE
Length of stay in hospital of patients discharged during

Psychoses	GRAND TOTAL			RECOVERED															
				LENGTH OF STAY IN HOSPITAL															
				Total Recoveries			0-6 Months			7-11 Months			1-2 Years			3-5 Years			
				M.	F.	T.	M.	F.	T.	M.	F.	T.	M.	F.	T.	M.	F.	T.	
1. Traumatic.....	5	1	6	1	1	2	1	1	2										
2. Senile.....	13	11	24	1		1	1		1										
3. With Cerebral Arterio- sclerosis.....	39	36	75	6	5	11	3	4	7	1		1	2	1	3				
4. General Paralysis.....	45	12	57	3	1	4	2		2	1		1		1					
5. With Cerebral Syphilis.....	2	2	4																
6. With Huntington's Chorea.....		1	1																
7. With Brain Tumour.....	1		1																
8. With other Brain or Ner- vous Diseases.....	9	9	18	1		1													
9. Alcoholic.....	50	5	55	29	5	34	24	4	28	4	1	5	1		1				
10. Due to Drugs and other Exogenous Toxins.....	4	9	13	3	7	10	2	7	9	1		1							
11. With Pellagra.....																			
12. With other Somatic Di- seases.....	19	41	60	11	23	34	10	22	32	1	1	2							
13. Manic-depressive.....	180	241	421	85	132	217	62	93	155	6	12	18	10	15	25	5	9	14	
14. Involution Melancholia.....	14	29	43	4	8	12		2	2	2	2	4	1	1	2	1	2	3	
15. Dementia Praecox.....	104	163	367	36	31	67	21	20	41	4	5	9	9	3	12	1	1	2	
16. Paranoia or Paranoid Conditions.....	25	18	43	3	4	7	3	4	7										
17. Epileptic Psychoses.....	22	12	34	7	5	12	2	1	3				3	4	7				
18. Psychoneuroses and Neuroses.....	24	48	72	7	16	23	6	13	19				1	3	4				
19. With Psychopathic Per- sonality.....	5	3	8	2	1	3	2		2									1	1
20. With Mental Deficiency.....	20	22	42	4	5	9	2	2	4		1	1	2	2	4				
21. Undiagnosed.....	15	8	23	6	2	8	2	2	4	2		2	1		1				
Total Psychotic*.....	696	671	1367	209	246	455	143	175	318	22	22	44	30	30	60	7	13	20	

*Does not include "without psychoses,"

No. 29

the year by psychosis and condition on discharge.

									IMPROVED																							
									LENGTH OF STAY IN HOSPITAL																							
Over 5 Years			Unascertained			Total Improved			0-6 Months			7-11 Months			1-2 Years			3-5 Years			Over 5 Years			Unascertained								
M.	F.	T.	M.	F.	T.	M.	F.	T.	M.	F.	T.	M.	F.	T.	M.	F.	T.	M.	F.	T.	M.	F.	T.	M.	F.	T.	M.	F.	T.			
						4	4	3	3	3	1	1	1																			
						8	10	18	3	7	10	2	2	4	3	1	4															
						26	30	56	15	19	34	5	5	10	4	2	6	1	3	4	1	1	2									
						38	10	48	19	6	25	6	1	7	8	2	10	2	1	3	3	3	3									
						2	1	3		1	1							2	2	2												
						1	1	1	1	1					1	1																
1		1				6	8	14	3	3	6	2	2		1	3	4	2	2													
						19	19	12	12	6	6	6	6					1	1													
						1	2	3	2	2	1	1	1																			
						6	17	23	4	7	11	6	6	2	3	5		1	1													
2	3	5				84	96	180	36	48	84	9	17	26	24	19	43	4	7	11	11	5	16									
	1	1				9	21	30	4	11	15	6	6	1	3	4		1	1	4	4	4										
1	2	3				154	121	275	51	50	101	34	18	52	33	28	61	12	9	21	24	14	38				2	2				
						21	14	35	12	6	18	2	5	7	2	3	5	2	2		2	2										
2		2				7	4	11	3	1	4	1	1	2	3	2	5															
						17	29	46	12	21	33	2	6	8	3	2	5															
						2	1	3	2	1	3																					
						14	17	31	2	9	11	7	7	3	4	7		1	3	4	1	1	2									
			1		1	8	4	12	4	2	6	1	1	2	3	1	4															
6	6	12	1		1	427	386	813	186	194	380	77	70	147	90	74	164	27	25	52	46	21	67	1	2	3						

Male 346, Female 151, Total 497.

TABLE No. 28 (Continued)

Psychoses	UNIMPROVED																				
	Total Unimproved		LENGTH OF STAY IN HOSPITAL																		
	M.	F.	0-6 Months		7-11 Months		1-2 Years		3-5 Years		Over 5 Years		Unascertained								
M.	F.	M.	F.	T.	M.	F.	T.	M.	F.	T.	M.	F.	T.	M.	F.	T.	M.	F.	T.		
1. Traumatic																					
2. Senile	4	1	5	3	3																
3. With Cerebral Arteriosclerosis	7	1	8	6	1	7		1						1	1	2					
4. General Paralysis	4	1	5	1	1			2						1							
5. With Cerebral Syphilis	1	1	1	1	1																
6. With Huntington's Chorea																					
7. With Brain Tumour																					
8. With other Brain or Nervous Diseases	2	1	3	2	1	1															
9. Alcoholic	2		2	2	2																
10. Due to Drugs and other Exogenous Toxins																					
11. With Pellagra																					
12. With other Somatic Diseases	2	1	3	2	1	3															
13. Manic-depressive	11	13	24	6	7	13	4	3	7					3	3						
14. Involution Melancholia	14	11	25	8	3	11	1	2	3					4	1	1					
15. Dementia Praecox	1	1	2	1	1																
16. Paranoia or Paranoid Conditions	8	3	11	7	3	10	1														
17. Epileptic Psychoses	3	3	6	3	3	3															
18. Psychoneuroses and Neuroses	1	1	2	1	1	2															
19. With Psychopathic Personality	2	2	4	2	2	1															
20. With Mental Deficiency	1	2	3	1	2	3															
21. Undiagnosed																					
Total Psychotic	60	39	99	37	23	60	8	5	13	5	10	3	1	4	5	9	4	3		3	




TABLE
Cause of Death of patients

Causes of Death	Total	Senile	With Cerebral Arterio-sclerosis	General Paralysis	Alcoholic
I. EPIDEMIC, ENDEMIC AND INFECTIOUS DISEASE:					
Influenza	8	2	1		
Erysipelas	3		1		
Lethargic encephalitis	2				
Tuberculosis of the respiratory system	46	4		2	
Tuberculosis of other organs	19				
Purulent infection, septicaemia	4	1			
Other infectious diseases	1				
Sub-Total	83	7	2	2	
II. GENERAL DISEASES NOT INCLUDED IN CLASS I:					
Cancer and other malignant tumours ..	24	2	2		
Rheumatism	1				
Diabetes	5	1			
Other general diseases	4				
Sub-Total	34	3	2		
III. DISEASES OF THE NERVOUS SYSTEM:					
Meningitis (non-epidemic)	1				
Cerebral hemorrhage, apoplexy	49	11	19	3	
General paralysis of the insane	23			21	
Other forms of mental disease	53	8	1		
Epilepsy	14				
Other diseases of the nervous system ..	6	2		1	
Sub-Total	146	21	20	25	
IV. DISEASES OF THE CIRCULATORY SYSTEM:					
Endocarditis and myocarditis	162	52	23	4	
Angina pectoris	2	1			
Other diseases of the heart	28	3	4	1	
Arteriosclerosis	20	5	6		
Other diseases of the circulatory system	5	1			
Sub-Total	217	62	33	5	
V. DISEASES OF THE RESPIRATORY SYSTEM:					
Bronchitis	2			1	
Bronchopneumonia	252	70	33	18	2
Lobar pneumonia	30	3	4	2	
Asthma	1				
Other diseases of the respiratory system (tuberculosis excepted) ..	7	1	1	1	
Sub-Total	292	74	38	22	2

No. 30

dying during the year by Psychosis

Manic-depressive	Invol- ution Melan- cholia	Dementia Praecox	Paranoia and Paranoid Con- ditions	Epi- leptic Psy- choses	With Mental De- ficiency	All Other
		2				3
1						1
						2
2		21	2	1	4	10
1		17		1		
	1	1				1
						1
4	1	41	2	2	4	18
		10				10
		1				
		1				3
1		2				1
1		14				14
						1
3	1	4		1	1	6
			1			1
12	4	6		1	2	19
		1		7		6
1	1					1
16	6	11	1	9	3	34
13	3	36	5	2	1	23
		1				
3	3	7	1	1	1	4
2		5				2
1	1	1		1		
19	7	50	6	4	2	29
		1				
25	9	35		14	6	40
		7			2	5
5	2	1				
3		1				
33	11	45		14	8	45

TABLE
Cause of Death of patients

Cause of Death	Total	Senile	With Cerebral Arterio- sclerosis	General Paralysis	Alcoholic
VI. DISEASES OF THE DIGESTIVE					
Ulcer of stomach and duodenum.....	3				
Diarrhea and enteritis	2		1		
Hernia and intestinal obstruction	4	1			
Other diseases of intestines	2	2			
Cirrhosis of liver	1				
Other diseases of digestive system (cancer and tuberculosis excepted)	6			1	
Sub-Total	18	3	1	1	
VII. NON-VENEREAL DISEASES OF GENITO-URINARY SYSTEM and ANNEXA:					
Nephritis	5		2		
Sub-Total	5		2		
VIII. DISEASES OF THE SKIN AND OF THE CELLULAR TISSUE:					
Gangrene	4	1		1	
Other diseases of skin and annexa ..	4	1			
Sub-Total	8	2		1	
IX. DISEASES OF THE BONES AND OF THE ORGANS OF LOCOMOTION (tuberculosis and rheumatism ex- cepted:)					
X. OTHER DISEASES NOT INCLUDED IN ABOVE GROUPS					
	10	2			
XI. EXTERNAL CAUSES:					
Suicide	5				1
Accidental traumatism	1			1	
Other external causes	10	2		3	
Sub-Total	16	2		4	1
Grand Total	829	176	98	60	3

No. 30

dying during the year by Psychosis

Manic-depressive	Involution Melancholia	Dementia Praecox	Paranoia and Paranoid Conditions	Epileptic Psychoses	With Mental Deficiency	All Other
1		1				1
	1				1	1
		1				
		3				2
1	1	5			1	5
		3				
		3				
	1			1		1
2	1			1		1
		2		6		
1		1				2
1	1	1				2
2	1	2				4
78	28	173	9	36	18	150 ¹

TABLE
Age at death of patients dying

Psychoses	Total			Under 15 Years			15-19 Years			20-24 Years			25-29 Years			30-34 Years		
	M.	F.	T.	M.	F.	T.	M.	F.	T.	M.	F.	T.	M.	F.	T.	M.	F.	T.
1. Traumatic.....	1		1															
2. Senile.....	89	87	176															
3. With Cerebral Arteriosclerosis.....	54	44	98															
4. General Paralysis.....	46	14	60							1	1		1	1		3	3	6
5. With Cerebral Syphilis.....		1	1															
6. With Huntington's Chorea.....	2	3	5															
7. With Brain Tumour.....	2	1	3														1	1
8. With other Brain or Nervous Diseases.....	10	5	15										1		1			
9. Alcoholic.....	2	1	3															
10. Due to Drugs and other Exogenous Toxins.....	1		1															
11. With Pellagra.....																		
12. With other Somatic Diseases.....	18	13	31							1	1	1	1	1		1	2	3
13. Manic-depressive.....	40	38	78				1	1	2							1	5	6
14. Involution Melancholia.....	11	17	28															
15. Dementia Praecox.....	76	97	173				2	2	2	3	5	4	4	8	8	5	13	
16. Paranoia or Paranoid Conditions.....	6	3	9				1		1									
17. Epileptic Psychoses.....	22	14	36							1	1		3	3		1	2	3
18. Psychoneuroses and Neuroses.....																		
19. With Psychopathic Personality.....																		
20. With Mental Deficiency.....	8	10	18							2	2	1	2	3		1	2	3
21. Unlignosed.....	4	5	9										2	2				
22. Without Psychosis.....	52	32	84	13	6	19	8	3	11	8	3	11	3	2	5	2	2	4
Total.....	444	385	829	13	6	19	10	6	16	13	8	21	10	14	24	18	21	39

No. 31

during the year by psychosis.

35-39 Years			40-44 Years			45-49 Years			50-54 Years			55-59 Years			60-64 Years			65-69 Years			70 Years and over			Unascertained					
M.	F.	T.	M.	F.	T.	M.	F.	T.	M.	F.	T.	M.	F.	T.	M.	F.	T.	M.	F.	T.	M.	F.	T.	M.	F.	T.			
						1		1																					
						1		1				2	3	5	6	1	7	12	7	19	68	76	144						
						1		1				5	1	6	7	9	16	16	9	25	25	25	50						
9	1	10	8	2	10	10	1	11	9	2	11	1	2	3	4		4	2		2		1	1						
	1	1																											
			1		1	1	1	1	1	1	2					1	1												
			1		1										1		1												
2		2	2	3	5							1	1	2	2		2		1	1	2		2						
						2		2					1	1															
						1		1																					
1	2	3	1	2	3	1	1	3	3	3	3	3	2	5	5	1	6	1	1	2	1	2	3						
3	2	5	2	2	4	3	4	7	5	5	10	6	6	12	3	5	8	8	4	12	8	4	12						
			1		1	6	6	6	3	3	5	2	7	1	3	4	3	3	3	6	1		1						
5	2	7	7	9	16	7	7	14	8	11	19	8	7	15	8	16	24	6	12	18	13	19	32						
						2		2	2	1	3	1	1	2	1	1	1	1		1	2	2	4						
2	2	4	2		2	4	2	6	2	1	3	1	1	2	1		1	6	1	7	3	1	4						
2		2		3	3				2	2	1		1									1	1	2					
5	1	6	1	2	3	1	1	2	2	1	3	1	1	1				1	1	2					1	1			
						2	2	4	2	1	3	1	4	5	3	1	4	1	4	5	3	1	4						
29	11	40	26	24	50	34	25	59	31	26	57	34	31	65	41	38	79	57	43	100	127	132	259	1		1			

TABLE
Length of stay in hospital of patients

Psychoses	Total			Less than 1 Month			1-3 Months			4-7 Months			8-12 Months		
	M.	F.	T.	M.	F.	T.	M.	F.	T.	M.	F.	T.	M.	F.	T.
1. Traumatic.....	1		1	1		1									
2. Senile.....	89	87	176	25	20	45	15	17	32	17	11	28	5	2	7
3. With Cerebral Arteriosclerosis.....	54	44	98	11	11	22	7	5	12	7	2	9	5	2	7
4. General Paralysis.....	46	14	60	2	1	3	10	4	14	6		6	3	1	4
5. With Cerebral Syphilis.....		1	1												
6. With Huntington's Chorea.....	2	3	5					1	1						
7. With Brain Tumour.....	2	1	3	1	1	2							1		1
8. With other Brain or Nervous Di- seases.....	10	5	15	2	3	5	3		3						
9. Alcoholic.....	2	1	3				1	1	2						
10. Due to Drugs or other Exogenous Toxins.....	1		1												
11. With Pellagra.....															
12. With other Somatic Diseases.....	18	13	31	9	6	15	5	4	9	2		2			
13. Manic-depressive.....	40	38	78	5	7	12	6	3	9	5	1	6	2	1	3
14. Involution Melancholia.....	11	17	28	2	5	7	2	2	4	1		1	1	1	2
15. Dementia Praecox.....	76	97	173	1	6	7	7	5	12	5	3	8		4	4
16. Paranoid or Paranoid Conditions.....	6	3	9				2		2						
17. Epileptic Psychoses.....	22	14	36	1	1	2		1	1				3		3
18. Psychoneuroses and Neuroses.....															
19. With Psychopathic Personality.....															
20. With Mental Deficiency.....	8	10	18	1		1		1	1				1		1
21. Undiagnosed.....	4	5	9	3	5	8									
22. Without Psychosis.....	52	32	84	2	3	5	4	2	6	7	1	8	3	3	6
Total.....	444	385	829	66	69	135	62	46	108	50	18	68	24	14	38

No. 32

dying during the year by psychosis.

1-2 Years			3-4 Years			5-6 Years			7-8 Years			9-10 Years			11-12 Years			13-14 Years			15-19 Years			20 Years and Over		
M.	F.	T.	M.	F.	T.	M.	F.	T.	M.	F.	T.	M.	F.	T.	M.	F.	T.	M.	F.	T.	M.	F.	T.	M.	F.	T.
15	12	27	3	5	8	4	4	8	1	1	1	3	4	5	5	1	1	2	1	1	1	1	1	1	7	8
14	13	27	6	6	12	3		3		1	1					1	1			1	1			3	3	
9	5	14	7	1	8	1	2	3	4	4	1	1	2	2	1	1										
1	1	2		1	1	1		1																		
2	1	3		1	1	2		2			1	1												1	1	
			1		1																					
1	2	3	1		1									1	1											
5	11	16	6	1	7	1	5	6	2	1	3	3	3	1	2	3	2	1	3	1	2	2	5		5	
2	4	6		1	1	1	2	3				1	1	1	1					1	1	2				
12	4	16	5	7	12	2	6	8		1	1	3	6	9	2	2	7	10	17	10	14	24	22	31	53	
			1	1	2	1		1						1	1					1	1	1	1	1	1	2
4	6	10	2	1	3	1	2	3	2	2	1	1	2	2	2	4	4	1		1	1	1	1	2	3	
1	2	3	3	1	4							1	1	2				1	1	1	2	3		1	1	
1		1																								
9	3	12	1	2	3	8	2	10	4	1	5	2	1	3	2	1	3	2	1	3	3	5	8	5	7	12
76	64	140	36	28	64	25	24	49	13	4	17	10	16	26	11	10	21	18	14	32	17	26	43	36	52	88

TABLE
Classification of staff

Hospitals	Superintendent	Senior Assistant Physician	Assistant Physicians	Clinic Physician	Consultants	Psychologist	Psychometrist	Occupational Therapists	Dentist	Dietitian	Teachers	Instructors	Steward	Storekeeper	Store Assistants
Brockville.....	1	1	2	1		1		1	1	1			1	1	1
Cobourg.....	1	1							1	1			1		1
Fort William.....	1												1		
Hamilton.....	1	2	4	1		1		4	2	1		1	1	1	1
Kingston.....	1	1	4	1	2	1		4	1	1			1	1	1
London.....	1	2	*6		1	1		4	1	1			1	1	1
New Toronto.....	1	3	4		4			4	2	1		1	1	1	1
Orillia.....	1	2	3				1		2	1	12	1	1	1	1
Penetang.....	1	1	1		3			1	1		1		1	1	
Toronto.....	1	1	5		2			4	1	1			1	1	1
Whitby.....	1	2	5	1	1	1		5	1	1			1	1	2
Woodstock.....	1	1	1					1	1	1	1		1	1	
Total.....	12	17	35	4	13	5	1	28	14	10	14	3	12	10	10

*Includes 3 Medical Internes.

No. 33

in the various hospitals.

Clerks, Stenographers, Etc.		Superintendent of Nurses	Nurse Supervisors	Graduate Nurses	Nurses-in-Training	Nurse Attendants	Chief Supervisor	Attendants	Kitchen and Dining Room		Laundry		Other Domestic Staff	Farmers, Gardeners, and Assistants	Engineers and Other Mechanical Staff	All Other Male Staff	All Other Female Staff	Total
M.	F.								M.	F.	M.	F.						
1	7	1	49	20	1	1	64	5	4	1	6	5	8	19	2	1	207
.....	2	1	2	38	2	1	5	2	1	1	8	4	73
.....	1	1	1	1	13	1	3	2	1	26
2	7	1	38	45	1	80	4	12	2	6	2	14	15	8	2	259
1	5	1	2	32	41	1	80	6	3	1	3	2	6	22	1	4	230
1	7	1	69	34	1	1	92	4	12	2	6	11	13	20	1	3	298
2	11	1	11	53	37	1	89	5	5	2	5	4	4	18	1	1	273
4	11	1	6	31	19	13	1	57	8	11	1	5	5	11	13	11	5	239
.....	2	1	1	6	14	2	49	2	3	1	3	4	6	6	2	113
1	3	1	12	51	1	61	3	3	1	6	6	1	10	9	4	191
4	6	1	2	116	1	1	102	8	8	1	6	5	11	22	3	6	325
1	5	1	25	10	1	39	4	3	1	3	6	6	3	1	118
17	67	11	37	509	196	42	12	726	51	72	13	51	41	81	160	49	29	2349

TABLE
Expenditures reported by
April 1st, 1936—

	Brockville	Cobourg	Fort William	Hamilton	Kingston
Total Days Stay.....	384,788	158,975	20,637	588,161	415,143
Average Daily Population.....	1,054	436	56	1,611	1,137
	\$	\$	\$	\$	\$
Medicines*.....	5,334.54	1,722.05	877.52	6,284.52	7,816.75
Provisions.....	53,748.35	26,038.37	4,432.48	73,227.54	67,887.16
Boarding-out.....	5,475.76	1,033.83	Nil	7,583.66	11,998.79
Fuel, Light and Water.....	31,099.83	19,137.18	3,745.36	49,751.76	38,679.36
Clothing.....	10,384.81	9,970.30	1,352.87	11,183.94	12,333.07
Laundry and Cleaning.....	5,249.49	3,871.83	2,936.46	6,314.27	5,085.55
Furniture and Furnishings.....	7,981.04	5,102.49	5,982.18	8,354.08	8,559.04
Office Expense.....	1,592.76	926.40	310.18	2,385.27	1,324.70
Allowances†.....	16,084.78	10,695.73	2,628.63	22,904.28	19,243.09
Feed and Fodder.....	11,590.75	Nil	2,239.26	13,134.17	5,603.83
Farm Expense.....	3,338.42	309.10	3,373.81	2,978.04	2,208.43
Contingencies.....	2,655.13	1,494.91	1,528.39	2,575.84	3,454.52
Salaries.....	198,688.91	73,807.26	29,730.78	243,693.50	210,824.84
Total Gross.....	353,224.57	154,109.45	59,137.92	450,370.87	395,019.13
Less Recoveries‡.....	130,153.82	27,777.29	13,946.83	189,010.88	119,102.56
Total Net.....	223,070.75	126,332.16	45,191.09	261,359.99	275,916.57
Repairs to Buildings Expense.....	5,195.67	2,419.01	6,762.74	10,100.87	9,267.77
Total.....	228,266.42	128,751.17	51,953.83	271,460.86	285,184.34

*Medicines include tobacco.

†Allowances include employees' meals, employees' uniforms, employees' other allowances.

‡Recoveries include Farm recovery and miscellaneous receipts, Perquisites and Patients'

No. 34

Ontario Hospitals

March 31st, 1937

London	New Toronto	Orillia	Penetang	Toronto	Whitby	Woodstock	Total
586,565	528,859	670,502	216,661	394,877	618,562	192,268	4,773,779
1,607	1,448	1,837	593	1,082	1,694	526	1,090
§	§	§	§	§	§	§	§
9,903.48	9,560.87	7,617.79	5,034.25	6,734.19	6,419.13	6,122.07	73,127.16
82,975.75	83,459.62	100,339.62	37,934.34	63,531.95	88,423.82	34,587.38	716,586.38
18,324.42	23,271.97	Nil	1,098.98	9,112.68	19,937.25	Nil	97,833.74
36,423.21	46,027.76	45,858.95	21,193.83	30,235.87	63,832.51	23,680.02	409,666.64
22,551.76	19,560.45	26,971.68	10,005.21	8,700.26	13,463.41	5,228.65	151,706.41
8,105.22	7,398.81	10,516.68	3,107.64	6,224.06	11,184.25	3,736.39	73,730.65
22,023.09	20,673.21	15,095.77	5,788.02	11,727.18	13,918.07	4,366.69	129,600.86
2,028.26	2,223.97	2,029.62	1,147.30	1,481.75	2,227.15	1,817.67	19,495.03
19,264.08	17,291.30	21,413.65	10,135.09	10,180.68	28,601.18	4,804.51	183,247.00
14,077.09	Nil	9,771.77	5,133.17	328.33	8,980.93	6,281.52	77,140.82
4,076.24	2,211.85	3,365.05	1,266.22	524.61	5,775.12	2,026.01	31,452.90
4,196.19	3,553.37	2,508.84	1,436.96	3,591.69	3,305.15	1,815.92	32,146.91
276,519.78	237,523.97	243,542.37	114,289.13	191,966.10	334,262.76	120,585.04	2,275,434.44
520,468.57	472,757.15	489,031.79	217,570.14	344,339.75	600,360.73	215,081.87	4,271,471.91
194,516.16	119,807.36	125,527.92	69,853.30	83,947.49	300,444.07	122,031.39	1,496,119.07
325,952.41	352,949.79	363,503.87	147,716.84	260,392.26	299,916.66	93,050.48	2,775,352.87
12,041.58	12,826.18	11,903.13	5,861.43	4,416.93	7,189.52	4,584.38	92,569.21
337,993.99	365,775.97	375,407.00	153,578.27	264,809.19	307,106.18	97,634.86	2,867,922.08

Maintenance.

TABLE No. 34a

Cost per patient per day by hospital
April 1st, 1936—March 31st, 1937

Items	Brockville	Cobourg	Fort William	Hamilton	King-ton	London	New Toronto	Orillia	Pererang	Toronto	Whitby	Woodstock	All Hospitals
	cents	cents	cents	cents	cents	cents	cents	cents	cents	cents	cents	cents	cents
Medicines*	1.39	1.08	4.25	1.07	1.88	1.69	1.81	1.14	2.32	1.71	1.04	3.18	1.54
Provisions	13.97	16.38	21.48	12.45	16.35	14.15	15.78	14.96	17.51	16.09	14.30	17.99	15.01
Boarding-out	1.42	.65		1.29	2.89	3.12	4.40		.51	2.31	3.22		2.05
Fuel, Light and Water	8.08	12.04	18.15	8.46	9.32	6.21	8.70	6.84	9.78	7.66	10.32	12.32	8.58
Clothing	2.70	6.27	6.55	1.90	2.97	3.84	3.70	4.02	4.62	2.20	2.18	2.72	3.18
Laundry and Cleaning	1.36	2.44	14.23	1.07	1.23	1.38	1.40	1.57	1.43	1.58	1.81	1.94	1.54
Furniture and Furnishings	2.07	3.21	28.99	1.42	2.06	3.75	3.91	2.25	2.67	2.97	2.25	2.27	2.71
Office Expense	.41	.58	1.50	.41	.32	.35	.42	.30	.53	.37	.36	.94	.41
Allowances†	4.18	6.73	12.74	3.89	4.64	3.28	3.27	3.19	4.68	2.58	4.62	2.59	3.84
Feed and Fodder	3.01		10.85	2.23	1.35	2.40		1.46	2.37	.08	1.45	3.27	1.62
Farm Expense	.87	.19	16.35	.51	.53	.69	.42	.50	.58	.13	.93	1.05	.66
Contingencies	.69	.94	7.41	.44	.83	.72	.67	.37	.96	.91	.53	.96	.67
Salaries	51.64	46.43	144.06	41.43	50.78	47.15	44.91	36.33	52.76	48.61	5.04	62.72	47.67
Total Gross per	91.79	96.94	286.56	76.57	95.15	88.73	89.39	72.93	100.42	87.20	97.05	111.85	89.48
Less Recoveries*	33.82	17.47	67.58	32.14	28.69	33.16	22.65	18.72	32.21	21.26	48.57	63.47	31.31
Total Net per	57.97	79.47	218.98	44.44	66.46	55.57	66.74	51.21	68.18	65.94	48.48	48.39	58.14
Repairs to Buildings	1.35	1.52	32.77	1.72	2.23	2.05	2.42	1.77	2.70	1.12	1.16	2.38	1.94
Expense													
	59.32	80.99	251.75	46.16	68.69	57.62	69.16	55.98	70.88	67.06	49.61	50.77	60.98

*Medicines include tobacco.

†Allowances include employees' meals, employees' uniforms and employers' other allowances.

*Recoveries include farm recovery, miscellaneous receipts, perquisites and patients' maintenance.

TABLE No. 35
REAL ESTATE

Hospitals	Acreage		Acres in Fruit and Vegetables	Acres in Grain	Acres in Buildings and Grounds	Acres in Bush or not Cultivated
	Owned	Rented				
Brockville	569	40	369	35	125
Cobourg	11	1	10
Fort William	1,250	15	405	25	805
Hamilton	525	87	364	74
Kingston	257	19	158	80
London	505	90	307	70	38
New Toronto	136	53	33	50
Orillia	500	30	98	180	100	152
Pencelang	383	52	56	25	250
Toronto	20	5	15
Whitby	640	125	365	150
Woodstock	324	24	210	50	40
Total	5,120	30	609	2,447	634	1,410

TABLE No. 30
ANNUAL DENTAL REPORT

	Brock-ville	Cobourg	Ham-ilton	King-ston	London	New Toronto	Orillia	Pene-tang	Toronto	Whitby	Wood-stock	Psychi-atric	Totals
Patients at Clinic	1181	631	3283	1987	2706	2484	3661	985	1822	2192	2617	781	24330
Examinations only	534	143	2044	617	1856	1354	402	366	276	519	1006	480	9627
Public Charge Treated	493	432	998	781	479	649	2691	570	1531	922	1250	300	11096
Private Charge Treated	154	56	241	559	371	481	568	49	15	751	361	1	3607
Patients X-rayed	53			8	186	1	70		31	240	227	1	817
Number of Pictures taken	139			12	2718	2	126		307	1548	80		4932
Extractions	646	177	632	209	783	1810	1056	372	360	1370	484	74	7973
General Anaesthetics	30		11		17	1	2	2	3	3			69
Local Anaesthetics	245	175	642	209	352	514	596	300	325	1352	286	57	5053
Fillings	249	243	613	918	120	630	1242	91	113	312	365	37	4933
Pyorrhea Treatments	60	13	61	901	204	312	913		122	342	392	62	3442
Prophylaxis	151	66	470	1117	226	407	961	150	369	76	536	195	4784
Other Treatments	27	40	155	1614	305	183	614		579	208	169	169	4063
Replacements	24	16	9	2	29	21	13		52	3	4	2	175
Dentures Repaired	33	9	8	24	22	36	21	17	66	42	60	3	341
Other Work	68	49	10	599	47	15	47	1	267	103	318		1618

SUPPLEMENTARY STATISTICAL TABLES ON THE
ONTARIO HOSPITAL SCHOOL, ORILLIA

(*Hospital for Mentally Defective*)

TABLE No. 1

Patient population — March 31st, 1937 — Mental Status

Mental Status	Male	Female	Total	
			No.	%
Idiot	301	304	605	33.1
imbecile	405	371	776	42.4
Moron	206	172	378	20.7
Border Line	24	30	54	2.9
Not feeble minded	3	13	16	0.9
Total	939	890	1829	100.0

TABLE No. 2

Age of first admissions by mental status

Age Group	Total			Idiot			Imbecile			Moron			Others		
	M	F	T	M	F	T	M	F	T	M	F	T	M	F	T
Under 10 years	34	17	51	17	9	26	12	6	18	5	1	6	1	1
10 to 14 years	30	19	49	12	4	16	7	7	14	9	8	17	2	2
15 to 19 years	13	20	33	3	3	6	2	7	9	8	10	18
20 to 24 years	5	1	6	4	1	5	1	1
25 yrs. & over	3	2	5	2	2	4	1	1
Total ..	85	59	144	38	19	57	22	20	42	22	19	41	3	1	4

TABLE No. 2a
Percent of first admissions by age and Mental Status

Age Group	Total	Idiot	Imbecile	Moron	Others
Under 10 years	35.4	45.6	42.9	14.6	25.0
10 to 14 years	34.0	28.1	33.3	41.5	50.0
15 to 19 years	22.9	10.5	21.4	43.9
20 to 24 years	4.2	8.8	25.0
25 years and over	3.5	7.0	2.4
Total	100.0	100.0	100.0	100.0	100.0

TABLE No. 3
First admissions by Mental Status and Economic Condition of the families from which they come

Economic Conditions	Total			Idiot			Imbecile			Moron			Others		
	M	F	T	M	F	T	M	F	T	M	F	T	M	F	T
Indigent ..	31	28	59	8	4	12	6	8	14	15	15	30	2	1	3
Marginal ..	39	28	67	23	13	36	10	11	21	5	4	9	1	1
Comfortable	15	3	18	7	2	9	6	1	7	2		2
Total .	85	59	144	38	19	57	22	20	42	22	19	41	3	1	4

TABLE No. 3a
Percent of first admissions by Mental Status and Economic Condition of the families from which they come

Economic Conditions	Total	Idiot	Imbecile	Moron	Others
Indigent	41.0	21.0	33.3	73.2	75.0
Marginal	46.5	63.2	50.0	22.0	25.0
Comfortable	12.5	15.8	16.7	4.8
Total	100.0	100.0	100.0	100.0	100.0

TABLE No. 4
Age at time of discharge by Mental Status

Age Group	Total			Idiot			Imbecile			Moron			Others		
	M	F	T	M	F	T	M	F	T	M	F	T	M	F	T
Under 10 years	4	...	4	4	4
10 to 14 years	5	3	8	1	1	1	1	2	2	4	2	2
15 to 19 years	9	11	20	1	1	1	4	5	6	3	9	2	3	5
20 to 24 years	8	7	15	1	1	6	5	11	1	2	3
25 to 29 years	1	4	5	1	1	4	4
30 yrs. & over	4	4	8	2	1	3	1	2	3	1	1	2
Total ..	31	29	60	4	2	6	6	5	11	15	16	31	6	6	12

TABLE No. 5
Age at death of patients dying during the year by Mental Status

Age Group	Total			Idiot			Imbecile			Moron			Others		
	M	F	T	M	F	T	M	F	T	M	F	T	M	F	T
Under 10 years	7	4	11	7	4	11
10 to 14 years	6	2	8	4	2	6	1	1	1	1
15 to 19 years	8	3	11	5	2	7	2	2	1	1	1	1
20 to 24 years	5	2	7	3	2	5	2	2
25 to 29 years	2	1	3	1	1	1	1	2
30 years and over	13	6	19	4	2	6	7	2	9	2	2	2	2
Total	41	18	59	24	12	36	13	3	16	1	3	4	3	3

ANNUAL REPORT OF THE LIBRARY

Fredrita Henley Wright—Librarian

The past year has shown a definite increase in appreciation of the services of the Library to the Ontario Hospitals. A large number of books have been added to the sections on Mental Diseases, Psychology and Mental Hygiene of the Central Library in an effort to enhance this service to the hospitals.

Acquisitions to Hospital Libraries

Books Purchased — Medical	198
Fiction — New	318
Library discards	609
Books donated	645
Journals	108
Periodicals — News	161 (subscriptions)
Unsold	480 (copies)
Newspapers	110 (subscriptions)
TOTAL	2,629

The medical books purchased for the Ontario Hospitals were all catalogued in the central catalogue of hospital books and cards were also made for the hospital catalogue. These were forwarded with the book, to the hospital.

Service to Ontario Hospitals.

The loan service maintained by the Central Library to the Ontario Hospitals was much greater during the past year than previously as were also the number of bibliographies requested by the hospitals.

During the months of April and May, members of the Library staff visited the hospitals in which are located training schools for nurses, and compiled a catalogue for the use of the student nurses. This necessitated staying at each hospital for a period of from four days to one week. The books were classified and catalogued. Thus, each training school library now possesses a complete catalogue by author, title and subject, for the use of the student nurses.

Copies of the Library Bulletin were also sent regularly to the Superintendent and Director of each hospital division. This service has considerably stimulated the interest in the available literature of the Central Library.

Patients' Libraries

The patients' libraries in the Ontario Hospitals were given special attention during the past year.

The Library purchased a total of 609 discards from private lending libraries and 318 new books for the use of the patients. An arrangement was entered into with a Toronto news agency whereby the hospitals were permitted to buy unsold periodicals at reduced prices. Thus, in addition to the regular periodical subscriptions, the hospitals received a total of 480 copies of unsold periodicals. The library also receives 50 copies each of two weekly papers donated to the Ontario Hospitals for the use of the patients. The Library re-shipped 5,200 copies of these papers during the year.

Donations from the Public Libraries and from the Boys and Girls House, Toronto, went forward to various Ontario Hospitals during the year.

Owing to the increased use of Bibliotherapy as a therapeutic aid in the treatment of mental patients, it was decided, during 1937 to place graduate librarians in several of the Ontario Hospitals in an effort to learn the value of supervised reading among the patients. As a preliminary, the Deputy Minister requested the Central Library to make a survey of the value, condition and functioning of the existing libraries in the hospitals and also to ascertain the wishes of each Superintendent as to whether or not he desired to take part in the experiment. In this connection the library staff visited the following hospitals: Brockville, Cobourg, Hamilton, Kingston, London, New Toronto, Orillia, Penetanguishene, Toronto, Whitby, Woodstock and the Psychiatric Hospital.

Notations were made under the following headings:—

1. Number and condition of the books.
2. The location and attractiveness of the library.
3. The method of loan for books, periodicals and newspapers.
4. The effort being made to interest patients in reading.
5. The appreciation of existing library facilities by the patients.

A survey report, under these headings, was made on each hospital singly and submitted to the Deputy Minister. Following the consideration of the survey report, the program was planned and the experiment was begun. A detailed report follows:—

An Experiment in Bibliotherapy in the Ontario Hospitals.

At the request of the Deputy Minister, the Library, from June 15th to September 15th, 1937, undertook an experiment to determine the value of the service of Librarians in the Ontario Hospitals. This experiment was under the direction of Dr. R. C. Montgomery, Director, Hospitals Division, and Dr. J. Sharpe, Inspector of Hospitals.

Although most of the hospitals wished to co-operate, the experiment was limited to six, which number was finally determined by the number of applicants available for the service.

The Library School of the University of Toronto was approached with a request for the application of librarians who would be interested in entering hospitals as librarian internes for a period of from two and one half to three months. They were to receive transportation, room and board but no salary. In response to this appeal the Library received applications from twelve graduate librarians. These applicants were all interviewed. Before any could be placed, six withdrew, making six only available. These were placed at:—Brookville, Hamilton, Kingston, London, Orillia, Woodstock.

After the first month the librarians were extended the salary of junior internes, i.e. \$10.00 per month.

Before leaving Toronto the nature of the work was explained to each librarian interne individually, emphasis being placed upon the necessity of consulting the Superintendent in all matters of procedure and to be guided by his suggestions.

A general outline of procedure was typed and given to each. It consisted of:—

- “1. Check all books and discard old and unsuitable reading.
2. Classify the books according to type of reading.
3. Make author and title catalogue.
4. Supervise books circulated to cottages and wards.
5. Receive and check off periodicals and newspapers and then forward to the wards.
6. Make a personal selection of any new books purchased locally.
7. Try to stimulate reading among those who are not now taking any interest in books, by means of posters, book talks, by reading to special groups or by any other means approved by the Superintendent.
8. Contact service clubs or groups in the locality for donations of books and magazines.
9. Encourage the patients to make their own selection of books.
10. Utilize the services of any patients who could help in the work of the library.”

The books were sorted; those beyond repair were scrapped or sent to the wards where there was a possibility of their being destroyed, while those only partly broken were repaired and replaced on the shelf. These were augmented by purchases of new books or of discards from private lending libraries.

The catalogue consisted of author and title cards only, except for special books. For the latter, subject cards were also made. Classification identification was simplified as much as possible. It consisted of "B" for Biography, "T" for Travel "H" for History, while Fiction was left blank and placed on the shelf alphabetically by author. This simple arrangement was thought best to enable the patient to make his own selection.

Magazines were distributed in various ways. In some hospitals they were sent directly to the wards, each ward being served in rotation: in other hospitals they were circulated in the same manner as books. Magazine racks were placed in two of the libraries. These held the last issue of the magazine while the preceding number was either sent to the wards or held for circulation on request.

Patients visited the library whenever possible, while carefully chosen books were taken to the wards and ward patients permitted to choose the book they desired. Book selection was also aided by placing lists of books on each ward. One hospital in addition to magazine racks in the library, has also placed small racks on the tables in the day rooms where patients may make an exchange of books in the interval between the librarian's visits.

The card system for keeping track of the books was used on the wards as well as in the library. This was a considerable improvement over the system of simply keeping a notation of the number of books sent to a ward.

Reading was stimulated by means of posters and book talks. Scrap books were made for patients who did not read and, at one hospital, reviews of the newer books were typed and placed inside the front cover.

At the Orillia Hospital, where the population is composed of subnormal children, reading hours were conducted with special groups of children. In every case a very keen interest was evidenced by the groups as a whole, and in many cases an intelligent retelling of the story by a number of the children, resulted.

While this experiment has been somewhat handicapped as patients, during the summer, are not quite as interested in reading as in outdoor recreation, still it is felt that the patients in the Ontario Hospitals have definitely responded to supervised library administration.

There have been 645 books donated and 1015 books purchased including 17 books in the French language, while the increase in circulation over the same period in 1936 has been 683.

Each interne librarian showed a keen interest and a comprehensive handling of the work.

Of the six participating Superintendents, five have expressed a wish for the continuance of the service. In the case of the sixth, the hospital Superintendent stated that the lack of space prevented his making a request for the immediate appointment of a permanent librarian.

From the evaluation of the experiment given by the Superintendents, it is indicated that Bibliotherapy has a definite value as a therapeutic aid in the treatment of mental disease. It is hoped that it will be possible, at an early date, to have a librarian in charge of the patients' reading, on the permanent staff in each of the Ontario Hospitals.

In conclusion I beg to report that, in addition to the above activities, there is the general library procedure of cataloguing and reference work, which is daily increasing.

April 1st, 1936—March 31st, 1937

Procedures	Totals												
	Brookville	Cobourg	Hamilton	Kingston	London	New Toronto	Ottawa	Perth	Toronto	Whitby	Woodstock	Psychiatric	Totals
Urine analysis:													
Chemical	466	338	3,586	658	1,637	1,761	969	259	1,153	3,063	199	708	11,797
Microscopical	387	4	2,182	657	1,617	1,760	876	259	1,153	2,646	199	705	12,145
Other procedures	46	7	4		85	448	2			15	1	5	613
Blood Examinations:													
White cell counts	342	38	198	210	758	1,019	381	48	22	855	123	339	4,333
Red cell counts	339	11	201	171	658	969	280	48	23	763	170	339	3,972
Differential counts	266		159	153	717	939	51	6	13	122	7	230	2,666
Haemoglobin estimations	343	125	236	170	615	995	283	39	29	763	171	553	4,325
Chemical examinations	3	4	20	2	211		4		5	29	3	21	302
Blood cultures	8	1	8	6	139		18		28	47	2	13	277
Blood sugars	15	5	16	27	146	3	17		119	131		30	509
Glucose tolerance tests					36								
Widal and Br. Abortus agglutinations	6		7	61	1,297	14	16		2	75		9	2,471
Wassermans	313	98	573	201	655	561	394	53	263	675	137	539	4,408
Kahns	313	68	573	161	655	564	394	53	234	675	137	539	4,339
Presumptive Kahns					140								140
Spinal Fluid Examinations:													
Cell counts	106			1	266	82	41		54	101	6	25	685
Globulin tests	106	2	123	4	266	82	41		54	101	6	27	815
Colloidal golds	105	2	123	4	266	87	41		51	101	6	27	820
Wassermans:													
Kahns	106	1	123	11	261	87	43		68	101	3	27	836
Kahns	106	1	123	11	258	81	41		51	101	5	27	811
Sputum examinations	27	103	241	21	136	449	137		202	115	105	8	1,577
Throat swabs	4	1	5	3		6	71		27	19	1	137	277
Faecal examinations	14		22	89	521	23	435		269	51	6	5	1,135
Gastric Analysis					6								
Basal Metabolism					14					12			14
Tissue Examinations:													
Surgical													
Post Mortem				15			1			7		20	18
Autopsies performed	3		1		33		1			1			58
Serological therapy done	3		6	7	31	1	1	1	3	4			57
Other tests not listed above	1,744	1	558	65	970	2,130	170	140	1,091	1,678	130	67	6,378
	858	178	1,245	51	303	2,130	170	172	276	297	302	67	6,019
Total Procedures	6,030	992	10,333	2,765	12,730	12,073	4,728	1,018	5,196	13,274	1,723	4,274	75,186
Number of deaths	71	2	96	58	73	137	59	18	83	135	24	2	758
Patients in hospital on March 31st, 1937	1,036	447	1,621	1,149	1,553	1,456	1,829	595	1,093	1,628	513	52	13,002

MENTAL HEALTH CLINICS

C. R. MYERS, Ph.D., Consultant Psychologist

TABLE No. 1

Number of New Cases examined by the Ontario Mental Health Clinics

Clinics	Number of new cases	
	Year Ending March 31st, 1937	All Years
Toronto Psychiatric	672	4,723
London	625	3,925
Hamilton	532	3,852
Whitby	332	2,185
Brockville	391	2,485
Orillia	387	1,195
Kingston	432	1,619
New Toronto	126	1,720
All Clinics	3497	21,704

Cases examined at the Toronto Psychiatric Hospital Out-Patient Department are not included in the following analysis.

TABLE No. 2

Distribution of Clinic Cases according to National Extraction

Race	Number of Cases		Percentages	
	Year Ending March 31st, 1937	All Years	Year Ending March 31st, 1937	All Years
English	742	5497	36.2	39.8
Irish, Scotch and Welsh	538	3832	26.3	27.8
French	312	2439	15.2	17.7
Foreign	456	2024	22.3	14.7

TABLE No. 3
Distribution of Clinic Cases according to Sex

Sex	Number of Cases		Percentages	
	Year Ending March 31st, 1937	All Years	Year Ending March 31st, 1937	All Years
Male	1,576	9,873	55.8	58.1
Female	1,249	7,108	44.2	41.9
Total	2,825	16,981	100.0	100.0

TABLE No. 4
Distribution of Clinic Cases according to Age

Age	Number of Cases		Percentages	
	Year Ending March 31, 1937	All Years	Year Ending March 31, 1937	All Years
0 to 5.11	308	1,744	11.1	10.7
6 to 13.11	1,120	7,341	40.4	45.0
14 to 21.11	570	3,508	20.5	21.5
22 and over	776	3,731	28.0	22.8

TABLE No. 5

Distribution of Clinic Cases according to the Source Referring the Case

Referee	Number of Cases		Percentages	
	Year Ending March 31st 1937	All Years	Year Ending March 31st 1937	All Years
Welfare Agencies	1,177	7,270	41.7	42.8
Medical Agencies	1,191	6,454	42.2	38.0
Educational Agencies	312	2,179	11.0	12.8
Family	102	561	3.6	3.3
Voluntary	23	217	0.8	1.3
Private Persons (non-family)	14	197	0.5	1.2
Referee not stated	6	103	0.2	0.6
All Cases	2,825	16,981	100.0	100.0

TABLE No. 6

Frequency of problems according to General Classification

Problem	Number of Cases		Percentages	
	Year Ending March 31 1937	All Years	Year Ending March 31 1937	All Years
Abnormal Mental Conditions	1,395	7,362	49.4	43.4
Behaviour Difficulties	608	5,473	21.5	32.2
Routine Examination	528	3,714	18.7	21.9
Abnormal Physical Conditions	381	3,512	13.5	20.7
Educational Problems	393	2,497	13.9	14.7
Social Difficulties	216	1,042	7.6	6.1

TABLE No. 7
Frequency of certain Specific Problems.

Problem	Number of Cases		Percentages	
	Year Ending March 31 1937	All Years	Year Ending March 31 1937	All Years
Routine Examination	528	3,714	18.7	21.9
Suspected Mental Defect	304	2,809	10.8	16.5
Backward at School	382	2,377	13.5	14.0
Stealing	107	1,337	3.8	7.9
Speech Defect	139	1,114	4.9	6.6
Suspected Psychosis	484	1,392	17.1	8.2
Emotional Instability	242	1,036	8.6	6.1
Enuresis	88	709	3.1	4.2
Convulsive Seizures	50	671	1.8	3.9
Sex	84	672	3.0	4.0
Incorrigibility	52	591	1.8	3.5
Truancy	44	579	1.6	3.4

TABLE No. 8
Distribution of Clinic Cases according to Diagnosis of Intelligence

Diagnosis of Intelligence	Number of Cases		Percentages	
	Year Ending March 31 1937	All Years	Year Ending March 31 1937	All Years
Superior	92	454	3.3	2.7
Normal	794	4,443	46.8	44.1
Undiagnosed	529	3,042		
Dull Normal	452	2,631		
Borderline	364	2,257	28.9	28.7
Moron	415	2,759		
Imbecile	159	1,143	21.0	24.5
Idiot	20	252		
All Cases	2,825	16,981	100.0	100.0

TABLE No. 9

Distribution of Clinic Cases according to Psychiatric Diagnosis

Psychiatric Diagnosis	Number of Cases		Percentages	
	Year Ending March 31 1937	All Years	Year Ending March 31 1937	All Years
Epilepsy	26	474	4.4	17.2
Neuroses	191	670	32.2	24.3
Schizophrenia	99	436	16.7	15.8
Manic-depressive	53	232	8.9	8.4
Post Encephalitis	11	76	1.9	2.8
Paranoia & Paranoid Conditions	38	121	6.4	4.4
Miscellaneous	175	746	29.5	27.1
Total	593	2,755	100.0	100.0

TABLE No. 10

Frequency of Certain Treatments Recommended

Treatment Recommended	Year Ending March 31st, 1937	All Years
Home Training Course	414	2,797
Tonsils and Adenoids	267	1,392
Supervision by Social Agencies	204	1,296
Dental Attention	266	1,403
Organized Recreation	248	1,231
Medication	170	1,319
Attention Family Physician	116	1,024
Consideration Auxiliary Class Board	132	905
Placement in Foster Home	106	1,009
Adjustment in Home	414	1,298
Diet	110	681
Teacher-Pupil Adjustment	57	381
Speech Training	54	413
Special Literature	28	292

TABLE No. 11

Frequency of Institutional Treatment Recommended

Institution Recommended	Year Ending March 31st, 1937	Total Cases All Years
Ontario Hospital, Orillia	106	989
Other Ontario Hospitals	170	907
Bowmanville Boys' Training School	34	225
Other Corrective Institutions	13	203
Other Institutions	158	1,280
All Cases Recommended for Institutionalization	481	3,604

DIVISION OF CHEST DISEASES

During the past year the work of this Division has continued to grow steadily. The accompanying table indicates in detail the actual volume of work which has been undertaken in the diagnostic field. In addition, an increasing number of patients have been under treatment for chest disease in the Tuberculosis Unit at the Ontario Hospital, New Toronto where additional accommodation has been provided for such patients as the need became evident.

The following changes have occurred with respect to this Division within the year under consideration:—

1. A physician was supplied to spend most of his time with the medical care of the tuberculous psychotic patients in the Tuberculosis Unit at the Ontario Hospital, New Toronto.
2. An extension of the Tuberculosis Unit quarters was made, encroaching still further into Cottage 1 at the Ontario Hospital, New Toronto.
3. The members of staff under treatment for chest disease in the Tuberculosis Unit were transferred for further treatment to various Sanatoria, where conditions should be more favourable for their comfort and recovery.
4. Arrangements were completed to provide such Sanatorium care in future for any member of staff in the Ontario Hospital Service who developed tuberculous disease, where it could be shown to be the result of exposure to tuberculosis on the wards of the Hospitals.
5. A Committee was appointed composed of Dr. Phair, Dr. Brink and Dr. Riddell, who reviewed and passed their judgment—
 - (a) With reference to the suitability for employment of any staff applicant or new staff who presents chest X-ray features difficult of interpretation.
 - (b) With reference to the responsibility of the Department of Health for the treatment of those established members of the Staff in the Ontario Hospitals who develop tuberculous disease.

Towards the end of this fiscal year, arrangements were commenced to effect the following changes in this Division:—

1. A physician with special training in chest diseases is to be added to our staff for full time work in the diagnostic field among the various Hospitals.
2. Complete chest X-ray surveys of all resident patients, and all tuberculin positive staff in all the Ontario Hospitals are to be commenced. Following the survey at each Hospital, all new patients as well as new staff are to be X-rayed. It is hoped that similar routine surveys can be conducted in future at each Hospital every year.
3. Chest X-rays are to be taken for all staff applicants likely to be appointed, or for all new staff within 3 days of reporting for duty. These chest X-rays and also all other chest X-rays taken at the various Ontario Hospitals are to be forwarded weekly to the Ontario Hospital, New Toronto, for interpretation and reports.
4. Two X-ray technicians are to be appointed to assist with the taking of the chest X-rays in the complete chest X-ray surveys at the various Hospitals.
5. A permanent X-ray installation is to be made at the Ontario Hospital New Toronto so that the portable X-ray machine previously used at New Toronto will be available for survey work at those Hospitals not equipped with X-ray apparatus, and will not leave the Ontario Hospital, New Toronto without X-ray facilities when the portable machine is elsewhere.

6. A building at Concord, Ontario, is to be secured for the accommodation of 75 female tuberculous psychotic patients. These increased quarters will bring the total accommodation for tuberculous mental patients to approximately 300 beds.

Between the months of December 1936 and March 1937, it was possible to conduct at the Ontario Hospital, New Toronto, at intervals between other work, a combined chest fluoroscopic and X-ray survey of all resident patients at that Hospital. The results of this survey were very interesting to us, in that although previous methods of case-finding have been in use at that Hospital, at that time there were 4.3% of the patients who showed evidence of pulmonary tuberculosis where the disease was obviously active or so likely active that isolation was advised. From this work as well as that of Dr. G.C. Brink, it would seem reasonable to estimate that approximately 4.5% of the patients in the Ontario Hospitals should be isolated because of pulmonary tuberculosis. This figure does not include of course, those already diagnosed and under treatment in the Tuberculosis Unit at that time.


In the light of our present knowledge as to the real incidence of tuberculosis among mental patients in our hospitals, it becomes evident that we should now have in Ontario, accommodation for the isolation and treatment of at least 700 tuberculous mental patients.

REPORT OF WORK IN DIVISION OF CHEST DISEASES

ONTARIO HOSPITALS

	Toronto Psychiatric		Brockville		Cobourg		Hamilton		Kingston		London		New Toronto		Orillia		Penetang		Toronto		Whitby		Woodstock		Pt. William		Tubercu- losis Unit		Totals		Grand Total	
	Staff	Patients	Staff	Patients	Staff	Patients	Staff	Patients	Staff	Patients	Staff	Patients	Staff	Patients	Staff	Patients	Staff	Patients	Staff	Patients	Staff	Patients	Staff	Patients	Staff	Patients	Staff	Patients	Staff	Patients		
No. of individuals considered	26		122	121	51	110	122	111	226	45	135	103	284	521	95	106	40	77	165	172	91	87	25	111			24	52	1406	2161	3567	
No. of chest examinations performed			11	31	6	39	8	32	15	68	1	22	36	139	9	26	7	33	22	37	3	6	3	16			9	17	153	466	619	
No. of chest X-rays interpreted	23		108	158	53	112	86	117	291	515	112	165	380	597	90	220	29	85	147	191	46	89	21	112			52	229	1438	2530	3968	
No. of Tuberculin Tests performed	18		137		33		238		2181		94		4286		7	129	15	51	3	132		96		21					1116		31	1447
No. of cases advised for treatment (Active Disease)			1	3		11		12		2	23		4		5	47	3	6		11		5								12	132	144
No. of cases advised to remain at their Hospitals (Arrested Disease)			3	15	6	14	8	18	14	60	11	16	7	73	4	12	3	23	3	22	6	10	1	6					69	269	338	
Total No. of cases diagnosed as tuberculosis (Active and Arrested)	3		4	18	6	25	8	30	16	83	11	20	12	120	7	18	3	33	4	33	4	33	6	15	1	6			81	401	482	





DEPARTMENT OF HEALTH

SIXTY-EIGHTH ANNUAL REPORT

UPON THE

Public Hospitals, Private Hospitals,
Hospitals for Incurables
Convalescent Hospitals

AND

Sanatoria for Consumptives

OF THE

PROVINCE OF ONTARIO

FOR THE YEAR WHICH ENDED 30th SEPTEMBER

1937

PRINTED BY ORDER OF
THE LEGISLATIVE ASSEMBLY OF ONTARIO
SESSIONAL PAPER No. 16, 1938



ONTARIO

TORONTO

Printed and Published by T. E. Bowman, Printer to the King's Most Excellent Majesty

1938

Parliament Buildings,
Toronto, April 6th, 1938.

TO THE HONOURABLE ALBERT MATTHEWS,
Lieutenant-Governor of the Province of Ontario.

MAY IT PLEASE YOUR HONOUR:

The undersigned has the honour to transmit to Your Honour the Sixty-eighth Annual Report on the Hospitals and Sanatoria of the Province of Ontario, for the year which ended September 30th, 1937.

Respectfully submitted,

HAROLD J. KIRBY,
Minister of Health.

Parliament Buildings,
Toronto, April 6th, 1938.

THE HONOURABLE HAROLD J. KIRBY, K.C.,
Minister of Health.

SIR:

I have the honour to submit to you the Sixty-eighth Annual Report on the Hospitals and Sanatoria for the year which ended September 30th, 1937.

I have the honour to be, Sir,

Your obedient servant,
C. J. TELFER,
Inspector of Hospitals and Sanatoria.

Hospitals and Sanatoria

Herein is presented a detailed report upon Public, Red Cross and Convalescent Hospitals, Hospitals for Incurables, Sanatoria for Consumptives and Private Hospitals, operating in the Province of Ontario, as compiled from the Financial and Statistical Statements submitted by each, for the year which ended September 30th, 1937.

There were 172 of these institutions in operation and participating in Provincial grants at the close of the year, as well as 53 Private Hospitals, classified as follows:—

117 Public Hospitals	3 Convalescent Hospitals
28 Red Cross Hospitals	3 Convalescent Summer Camps for Children
7 Hospitals for Incurables	1 Convalescent Sanatorium
53 Private Hospitals	
13 Sanatoria for Consumptives	

There was an increase of 13,945 in the number of patients treated in all institutions, with an increase of 70,389 days' stay over last year.

In Public General Hospitals, exclusive of Red Cross, there was an increase in the number of patients treated of 12,316 over the previous year. The average days' stay was down slightly from 13.1 to 12.7, and the daily average number of patients in hospitals increased by 177.6. Operating costs increased \$467,723.45 over the previous year, but patient revenue was also up \$550,271.62. Income from investments reached a total of \$279,147.03, or \$37,954.53 more than the previous year. Income from donations reached a total of \$611,352.91, an increase of \$58,306.69 over the previous year. Income from municipalities amounted to \$3,023,981.38, or \$47,896.19 less than the previous year, and the amount paid by the Province by way of statutory grants was reduced by \$126,757.25.

The Red Cross Society opened a new Outpost Hospital during the year, at Hawk Junction.

Executives and officials of the several institutions reported herein are requested to make a careful study of the tables, comparing their hospital with those of similar size and capacity.

Those interested in Private Hospitals will find a table in the back of the report dealing with these institutions.

C. J. TELFER,
Inspector of Hospitals and Sanatoria.

CONSOLIDATED STATEMENT GIVING CERTAIN STATISTICAL AND FINANCIAL INFORMATION
For the Year October 1st, 1936, to September 30th, 1937

	Public Hospitals	Red Cross Outposts	Sanatoria for Consumptives	Hospitals for Incurables	Convalescent Hospitals	TOTALS
Adult Bed Capacity.....	12,157	310	2,902	1,048	217	16,634
Nursery Cots or Children's Beds.....	1,925	82	411	96.8	2,418
Percentage of Bed Occupancy for Year.....	66.1	45.0	88.9
Number of Births During Year.....	28,961	1,019	4	29,984
Number of Deaths, including Still-births, During Year.....	12,669	287	575	355	11	13,807
Total Number of Patients Treated During Year.....	267,263	7,140	6,006	1,558	698	282,665
Total Collective Days' Stay of all Patients.....	3,399,622	64,335	1,075,363	360,436	25,281	4,925,037
Number of Staff and Employees:						
Graduate Nurses.....	1,773	73	364	110	20	2,340
Nurse Aides.....	2,771	72	4	2,847
Probationer Nurses.....	825	27	7	859
Other Graduate and Professional Staff.....	526	3	104	20	5	658
Orderlies.....	335	16	145	31	5	532
All Other Employees.....	4,397	60	967	364	34	5,822
Total Staff and Employees.....	10,627	152	1,679	536	64	13,058
OPERATING REVENUE						
Income from Patients for Maintenance and Treatment, and Miscellaneous.....	7,266,727 01	152,977 19	303,963 65	107,602 26	17,421 37	7,848,691 48
Income from Municipalities for Maintenance and Treatment of Patients.....	2,742,866 41	12,865 10	1,314,556 94	404,727 82	19,631 53	4,494,647 80
Grants from Government for Maintenance and Treatment of Patients.....	1,141,523 53	28,372 93	670,860 35	144,839 38	6,739 90	1,992,336 09
Grants from Government for Special Clinics and Radio-therapy.....	50,876 75	50,876 75
Total Operating Revenue.....	11,201,993 70	194,215 22	2,289,380 94	657,169 46	43,792 80	14,386,552 12
NON-OPERATING REVENUE						
Income from Property, Investments, Endowments, etc.....	279,147 03	141,233 60	26,706 08	1,774 62	448,861 33
Income from Donations, Bequests and Other Gratuitous Sources.....	611,352 91	33,000 91	132,943 30	53,361 82	5,365 82	836,024 76
Grants from Municipalities for Building, Debentures, Capital, etc.....	281,114 97	3,830 44	284,945 41
Total Non-operating Revenue.....	1,171,614 91	33,000 91	278,007 34	80,067 90	7,140 44	1,569,831 50
Total Revenue.....	12,373,608 61	227,216 13	2,567,388 28	737,237 36	50,933 24	15,956,383 62
OPERATING EXPENSE						
Total Cost of Diets.....	2,162,313 04	37,839 34	564,439 17	143,075 84	10,899 68	2,918,567 07
Total Cost of Salaries and Wages.....	4,989,039 05	107,174 08	1,074,029 68	281,998 00	22,148 14	6,474,388 95
Other Operating Expense.....	3,620,239 52	71,570 84	634,294 47	171,238 72	15,911 83	4,519,255 38
Total Operating Expense.....	10,771,591 61	222,584 26	2,272,763 32	596,312 56	48,959 65	13,912,211 40
Interest and Sinking Fund Charges.....	855,942 63	56,592 35	16,097 65	928,622 63
Total Cost.....	11,627,534 24	222,584 26	2,329,355 67	612,410 21	48,959 65	14,840,844 03
Average Per Capita Cost.....	3 42	3 03	2 17	1 70	2 22	3 01

NOTE:—No provision is made in these figures for depreciation on buildings, plant and equipment, and for bad and doubtful accounts.

PUBLIC HOSPITALS

TABLE No. I.—Showing the bed capacity, both adult and nursery, together with the movement of patients in each hospital separately.

Name of Hospital	Location	Bed Capacity		Pa- tients in resi- dence on Oct. 1st, 1936	Pa- tients ad- mitted during year ending Sept. 30th, 1937	No. of births during year	Total No. of pa- tients treated during year	No. of pa- tients dis- charg'd during year	No. of deaths	No. of still- births	Pa- tients remain- ing in resi- dence on Sept. 30th, 1937
		Adults	Nurs- ery cots								
GROUP 1 Capacity, 1 to 25 Beds											
Public Hospital.....	Clinton.....	19	6	11	336	70	417	377	21	19
Cobalt Municipal Hosp.....	Cobalt.....	22	3	6	257	17	280	257	19	3
Memorial Hospital.....	Hanover.....	16	6	8	209	33	250	233	8	2	3
Memorial Hospital.....	Listowel.....	20	5	15	428	56	499	462	27	3	7
Rosedale War Memorial.....	Matheson.....	11	4	9	284	92	395	365	10	6	14
Louise Marshall Hosp.....	Mount Forest.....	15	5	9	161	50	220	196	13	5	6
Cottage Hospital.....	Niagara-on-Lake.....	16	5	14	150	24	188	171	8	9
General Hospital.....	Palmerston.....	11	5	7	236	26	269	245	15	9
General Hospital.....	Penetanguishene.....	16	4	9	459	62	530	505	13	3	9
Tisdale Public Hospital.....	So. Porcupine.....	14	5	14	453	80	547	510	19	3	15
The Mothercraft Centre.....	Toronto.....	4	20	14	112	126	117	2	7
General Hospital.....	Wingham.....	20	5	6	272	57	335	300	18	3	14
Totals.....		184	73	132	3,357	567	4,056	3,738	173	27	118
GROUP 2 Capacity, 26 to 50 Beds											
Stevenson Memorial.....	Alliston.....	22	7	19	535	83	637	578	29	10	20
Rosamond Memorial.....	Almonte.....	20	6	17	359	102	478	438	16	4	20
Bowmanville Hospital.....	Bowmanville.....	22	8	9	474	102	585	529	31	9	16
Peel Memorial Hospital.....	Brampton.....	30	7	25	767	170	962	900	40	4	18
Lady Minto Hospital.....	Chapleau.....	36	4	11	435	56	502	454	23	4	21
Haldimand War Memorial	Dunnville.....	23	7	12	406	60	478	436	28	3	11
Red Cross Memorial.....	Fort Erie.....	24	6	7	211	54	272	243	12	5	12
Groves Memorial Hosp.....	Fergus.....	23	7	8	367	60	435	399	22	3	11
Douglas Memorial Hosp.....	Fort Erie.....	27	14	24	477	70	571	529	33	3	6
Alexandra Marine & G.....	Goderich.....	36	8	16	558	95	669	593	41	3	32
Misericordia Hospital.....	Haileybury.....	24	5	19	653	31	703	638	42	3	20
Notre Dame Hospital.....	Hawkesbury.....	24	2	16	654	22	692	655	17	20
St. Paul's Hospital.....	Hearst.....	32	6	23	904	94	1,021	963	27	31
Alexandra Hospital.....	Ingersoll.....	26	8	18	385	91	494	433	39	3	19
Anson General Hospital.....	Iroquois Falls.....	28	6	15	584	45	644	612	14	1	17
Kincardine General Hosp.....	Kincardine.....	25	9	11	367	89	467	414	35	3	15
General Hospital.....	Mattawa.....	38	4	15	259	25	299	257	25	2	15
St. Andrew's Hospital.....	Midland.....	38	8	28	869	143	1,040	956	51	5	28
York County Hospital.....	Newmarket.....	35	9	23	827	168	1,018	940	47	5	26
Queen Victoria Memorial.....	North Bay.....	42	7	36	911	113	1,060	970	55	6	29
Lord Dufferin Hospital.....	Orangeville.....	37	8	20	565	78	663	607	31	5	20
Willett Hospital.....	Paris.....	24	8	15	354	72	441	399	19	1	22
Parry Sound General.....	Parry Sound.....	30	5	26	522	90	638	584	20	3	31
St. Joseph's General.....	Parry Sound.....	33	10	20	738	108	866	811	18	5	32
Great War Memorial.....	Perth.....	34	6	28	962	120	1,110	1,033	38	6	33
Charlotte E. Englehart.....	Petrolia.....	29	6	12	442	84	538	489	31	5	13
Prince Edward County.....	Pictou.....	30	8	20	744	110	874	819	33	5	17
Scott Memorial Hospital.....	Seaforth.....	21	6	20	493	67	580	539	24	3	14
General Hospital.....	Sioux Lookout.....	26	4	24	642	54	720	681	20	1	18
Smith's Falls Public.....	Smith's Falls.....	43	7	28	623	93	744	677	37	6	24
St. Francis General.....	Smith's Falls.....	38	7	25	481	35	541	503	18	2	18
Strathroy General Hosp.....	Strathroy.....	44	6	27	559	100	686	599	52	8	27
St. Jean de Brebeuf.....	Sturgeon Falls.....	33	7	13	681	25	719	645	47	5	22
Soldiers' Memorial.....	Tillsonburg.....	24	12	14	801	129	944	865	43	4	32
Lockwood Clinic Hosp.....	Toronto.....	40	28	746	774	735	14	25
St. John's Hospital.....	Toronto.....	43	37	1,103	1	1,141	1,121	20
County of Bruce Gen.....	Walkerton.....	32	6	17	532	73	622	554	50	7	11
Totals.....		1,136	244	726	21,990	2,912	25,628	23,598	1,142	142	746
GROUP 3 Capacity, 51 to 100 Beds											
Royal Victoria Hospital.....	Barrie.....	42	12	36	1,112	169	1,317	1,229	54	6	28
Brockville General.....	Brockville.....	89	11	50	1,915	190	2,155	2,015	76	8	56
St. Vincent de Paul.....	Brockville.....	59	6	48	1,107	89	1,244	1,156	46	1	41
Public General Hospital.....	Chatham.....	88	12	72	2,175	258	2,505	2,315	107	11	72
St. Joseph's Hospital.....	Chatham.....	83	12	51	1,754	336	2,141	1,962	97	15	67
Cobourg General Hosp.....	Cobourg.....	42	17	18	604	115	737	676	28	12	21
Lady Minto Hospital.....	Cochrane.....	57	8	34	908	105	1,047	956	43	4	44
General and Marine.....	Collingwood.....	55	9	29	739	84	852	784	38	30
Cornwall General Hosp.....	Cornwall.....	82	18	45	1,492	180	1,717	1,588	71	4	54
Galt General Hospital.....	Galt.....	75	16	47	1,245	208	1,500	1,363	81	5	51
Kenora General Hosp.....	Kenora.....	64	6	26	828	127	981	904	38	8	31
St. Joseph's Hospital.....	Kenora.....	59	6	30	685	109	824	746	44	7	27

PUBLIC HOSPITALS (Continued)

TABLE No. I.—Showing the bed capacity, both adult and nursery, together with the movement of patients in each hospital separately.

Name of Hospital	Location	Bed Capacity		Pa- tients in resi- dence on Oct. 1st, 1936	Pa- tients ad- mitted during year ending Sept. 30th, 1937	No. of births during year	Total No. of pa- tients treated during year	No. of pa- tients dis- charg'd during year	No. of deaths	No. of still- births	Pa- tients remain- ing in resi- dence on Sept. 30th, 1937
		Adults	Nurs- ery cots								
Group 3 (Continued)											
Ross Memorial Hospital...	Lindsay.....	56	14	35	1,045	199	1,279	1,149	79	9	42
St. Joseph's General.....	North Bay.....	83	12	42	1,507	127	1,676	1,563	55	9	49
Orillia Soldiers' Memorial.....	Orillia.....	73	12	40	1,568	240	1,848	1,712	72	15	49
Oshawa General Hosp.....	Oshawa.....	77	20	41	1,992	351	2,384	2,214	100	22	48
Protestant Children's.....	Ottawa.....	43	12	16	542	558	499	20	39
S.A. Grace Hospital.....	Ottawa.....	51	40	66	1,747	997	2,810	2,662	28	32	88
General and Marine.....	Owen Sound.....	86	14	49	1,497	212	1,758	1,596	100	8	54
Cottage Hospital.....	Pembroke.....	48	6	30	985	50	1,065	989	46	4	26
Nicholls Hospital.....	Peterborough.....	83	9	57	1,703	306	2,066	1,857	111	12	86
St. Joseph's Hospital.....	Peterborough.....	85	14	50	1,708	251	2,009	1,852	95	11	51
Port Hope Hospital.....	Port Hope.....	45	6	22	630	98	750	682	44	2	22
Victoria Hospital.....	Renfrew.....	54	8	17	762	110	889	810	39	4	36
General Hospital.....	Sault Ste. Marie	92	8	35	1,191	154	1,380	1,254	74	9	43
Plummer Memorial.....	Sault Ste. Marie	50	12	29	993	148	1,170	1,073	56	4	37
Norfolk General Hospital.....	Simcoe.....	42	10	26	1,066	230	1,322	1,193	69	8	52
St. Mary's Hospital.....	Timmins.....	85	8	70	2,836	207	3,113	2,924	105	13	71
S.A. Grace Hospital.....	Toronto.....	55	40	40	1,208	702	1,950	1,860	28	21	41
Welland General Hosp.....	Welland.....	57	12	47	1,386	201	1,634	1,487	92	12	43
Totals.....		1,960	390	1,198	38,930	6,553	46,681	43,070	1,936	276	1,399
GROUP 4											
Capacity, 101 to 200 Beds											
Belleville General Hosp.....	Belleville.....	98	18	80	2,903	340	3,323	3,049	145	24	105
Hotel Dieu Hospital.....	Cornwall.....	130	20	116	2,469	281	2,866	2,645	113	12	96
Guelph General Hospital.....	Guelph.....	95	12	76	1,984	204	2,264	2,084	105	7	68
St. Joseph's Hospital.....	Guelph.....	99	13	64	1,519	221	1,804	1,655	87	4	58
St. Joseph's Hospital.....	Hamilton.....	160	25	112	3,209	673	3,991	3,685	167	21	118
Kitchener-Waterloo Hosp.....	Kitchener.....	113	27	64	2,240	310	2,617	2,435	120	10	52
St. Mary's Hospital.....	Kitchener.....	116	18	64	1,962	230	2,256	2,070	101	10	75
Niagara Falls General.....	Niagara Falls.....	120	18	64	2,026	290	2,380	2,187	112	6	75
General Hospital.....	Pembroke.....	91	15	53	1,287	86	1,426	1,289	82	8	47
Port Arthur General.....	Port Arthur.....	100	14	35	1,624	187	1,846	1,705	64	2	75
St. Joseph's General.....	Port Arthur.....	151	24	128	2,901	359	3,388	3,156	108	10	114
St. Catharines General*.....	St. Catharines.....	163	19	116	3,032	365	3,513	3,253	160	8	92
Memorial Hospital.....	St. Thomas.....	89	18	66	2,177	288	2,531	2,277	167	13	74
Sarnia General Hospital.....	Sarnia.....	111	17	46	1,715	316	2,077	1,900	118	6	53
Stratford General Hosp.....	Stratford.....	86	24	57	1,865	308	2,230	2,065	88	11	66
Mount Sinai Hospital.....	Toronto.....	82	20	75	2,580	496	3,151	2,971	80	14	86
Toronto East General.....	Toronto.....	145	32	146	3,097	613	3,856	3,496	193	33	134
The Wellesley Hospital.....	Toronto.....	96	18	63	2,460	197	2,720	2,570	71	7	72
Women's College Hosp.....	Toronto.....	140	45	114	3,180	820	4,114	3,869	70	24	151
Hotel Dieu Hospital.....	Windsor.....	109	19	71	3,112	359	3,542	3,245	178	23	96
Metropolitan General.....	Windsor.....	120	32	95	2,873	450	3,418	3,151	164	13	90
S.A. Grace Hospital.....	Windsor.....	105	15	81	2,451	358	2,890	2,619	170	4	97
Woodstock General.....	Woodstock.....	90	12	40	1,555	222	1,817	1,658	75	7	77
Totals.....		2,609	475	1,826	54,221	7,973	64,020	59,034	2,738	277	1,971
GROUP 5											
Capacity, 201 and Over											
Brantford General Hosp.....	Brantford.....	184	20	146	3,065	473	3,684	3,321	195	23	145
McKellar General Hosp.....	Port William.....	203	23	145	3,071	346	3,562	3,285	119	15	143
Hamilton General (incl. Mt. Hamilton Branch).....	Hamilton.....	618	73	476	12,776	1,383	14,635	13,472	599	51	513
Hotel Dieu Hospital.....	Kingston.....	188	20	104	2,567	296	2,967	2,762	90	13	102
Kingston General.....	Kingston.....	340	25	196	5,958	347	6,501	6,082	198	12	209
St. Joseph's Hospital.....	London.....	278	47	167	3,759	524	4,450	4,108	163	23	156
Victoria Hospital**.....	London.....	424	30	316	6,627	476	7,419	6,686	329	18	386
Ottawa Civic Hospital.....	Ottawa.....	540	60	436	10,047	1,015	11,498	10,529	505	16	448
Ottawa General Hosp.....	Ottawa.....	371	22	286	6,574	400	7,260	6,643	326	14	277
St. Joseph's Hospital.....	Sudbury.....	202	28	134	4,308	664	5,106	4,727	228	16	135
Hospital for Sick Children	Toronto.....	360	60	399	8,445	8,844	7,973	447	424
St. Joseph's Hospital.....	Toronto.....	327	28	203	5,972	569	6,744	6,140	351	26	227
St. Michael's Hospital.....	Toronto.....	574	60	459	9,507	1,177	11,143	10,076	558	37	472
Toronto General Hosp.....	Toronto.....	1,165	175	916	18,399	1,783	21,098	19,071	944	72	1,011
Toronto Western Hosp.....	Toronto.....	494	72	410	10,054	1,503	11,967	10,920	520	50	477
Totals.....		6,268	743	4,793	111,129	10,956	126,878	115,795	5,572	386	5,125
GRAND TOTALS:											
Public General Hosp Red Cross Outposts.....		12,157	1,925	8,675	229,627	28,961	267,263	245,235	11,561	1,108	9,359
		310	82	168	5,953	1,019	7,140	6,662	244	43	191
GRAND TOTALS Including Red Cross.....		12,467	2,007	8,843	235,580	29,980	274,403	251,897	11,805	1,151	9,550

*Includes 75 isolation patients.
†Includes 40 isolation patients.*Includes 150 isolation patients.
**Includes 180 isolation patients.

PUBLIC HOSPITALS (Continued)

TABLE No. II.—Showing the collective stay in days of the patients admitted and infants born in the hospital, also the average stay in days each patient was under treatment.

Name of Hospital	Location	No. of patients, including infants born during year	Total collective days' stay of adults treated during year	Total collective days' stay of infants born during year	Total collective days' stay of all patients during year	Average days' stay of all patients, including infants	Average No. of patients in hospital daily	No. of graduate and professional staff	No. of other employees, including nurses-in-training	Percentage of beds occupied during year
GROUP 1										
Capacity, 1 to 25 Beds										
Public Hospital.....	Clinton.....	417	4,589	820	5,409	13.0	14.8	3	13	59.3
Cobalt Municipal.....	Cobalt.....	280	2,117	169	2,286	8.2	6.3	3	4	25.0
Memorial Hospital.....	Hanover.....	250	2,352	388	2,740	11.0	7.5	4	4	34.1
Memorial Hospital.....	Listowel.....	499	3,480	557	4,037	8.0	11.1	4	4	44.2
Rosedale War Mem.....	Matheson.....	395	3,790	853	4,643	11.8	12.7	4	6	84.8
Louise Marshall Hosp.	Mount Forest.....	220	2,487	541	3,028	13.8	8.3	2	5	41.5
Cottage Hospital.....	Niagara-on-Lake.....	188	3,225	303	3,528	18.8	9.7	3	4	46.0
General Hospital.....	Palmerston.....	269	2,375	422	2,797	10.4	7.7	4	3	47.9
General Hospital.....	Penetanguishene.....	530	3,205	608	3,813	7.2	10.4	4	4	52.2
Tisdale Public Hosp.	So. Porcupine.....	547	3,208	794	4,002	7.3	11.0	1	4	57.7
The Mothercraft Centre	Toronto.....	126	5,032	5,032	39.9	13.8	3	*20	57.4
General Hospital.....	Wingham.....	335	2,675	519	3,194	9.5	8.8	6	3	35.0
Totals.....	4,056	38,535	5,974	44,509	11.0	121.9	41	74	47.4
GROUP 2										
Capacity, 26 to 50 Beds										
Stevenson Memorial.....	Alliston.....	637	5,354	807	6,161	9.7	16.9	8	6	58.2
Rosamond Memorial.....	Almonte.....	478	3,691	993	4,684	9.8	12.8	7	3	49.4
Bowmanville Hospital.....	Bowmanville.....	585	4,557	1,163	5,720	9.8	15.7	4	13	52.2
Peel Memorial Hosp.....	Brampton.....	962	8,255	2,020	10,275	10.7	28.1	9	11	76.1
Lady Minto Hosp.....	Chapleau.....	502	6,684	502	7,186	14.3	20.7	5	7	49.2
Haldimand War Mem.....	Dunnville.....	478	3,722	611	4,333	9.1	11.9	6	4	39.6
Red Cross Memorial.....	Durham.....	272	3,013	502	3,515	12.9	9.6	2	6	32.1
Groves Memorial.....	Fergus.....	435	3,554	539	4,093	9.4	11.2	8	7	37.4
Douglas Memorial.....	Fort Erie.....	571	5,223	683	5,906	10.3	16.1	9	10	39.5
Alexandra Marine & G.	Goderich.....	669	8,354	905	9,259	13.8	25.4	4	16	57.7
Misericordia Hosp.....	Haileybury.....	703	6,380	220	6,600	9.4	18.1	8	6	62.4
Notre Dame Hosp.....	Hawkesbury.....	692	4,959	215	5,174	7.5	14.1	2	14	54.5
St. Paul's Hospital.....	Hearst.....	1,021	9,607	930	10,537	10.3	28.9	7	13	75.9
Alexandra Hospital.....	Ingersoll.....	494	4,770	871	5,641	11.4	15.5	8	5	45.5
Anson General Hosp.....	Iroquois Falls.....	644	5,340	458	5,798	9.0	15.9	6	6	46.7
Kincardine General.....	Kincardine.....	467	4,643	704	5,347	11.5	14.6	5	5	43.1
General Hospital.....	Mattawa.....	299	5,338	226	5,564	18.6	15.2	5	12	36.3
St. Andrew's Hosp.....	Midland.....	1,040	9,542	1,587	11,129	10.7	30.5	3	24	66.3
York County Hosp.....	Newmarket.....	1,018	8,522	1,757	10,279	10.1	28.1	9	7	64.0
Queen Victoria Mem.....	North Bay.....	1,060	9,115	1,152	10,267	9.7	28.1	12	13	57.4
Lord Dufferin Hosp.....	Orangeville.....	663	7,172	853	8,025	12.1	22.0	12	6	48.9
Willett Hospital.....	Paris.....	441	6,347	981	7,328	16.6	20.0	7	7	62.7
Parry Sound General.....	Parry Sound.....	638	8,747	855	9,602	15.1	26.3	8	9	75.2
St. Joseph's General.....	Parry Sound.....	866	7,759	1,046	8,805	10.2	24.1	11	12	56.1
Great War Memorial.....	Perth.....	1,110	10,565	1,204	11,769	10.6	32.2	14	11	80.6
Charlotte E. Englehart	Pictoula.....	538	5,720	833	6,553	12.1	18.0	11	11	51.2
Prince Edward Co.....	Pictou.....	874	6,879	1,009	7,888	9.0	21.6	4	13	56.9
Scott Memorial Hosp.....	Seaforth.....	580	5,080	639	5,719	9.9	15.7	6	10	58.0
General Hospital.....	Sioux Lookout.....	720	6,028	476	6,504	9.0	17.8	5	7	59.4
Smith's Falls Public.....	Smith's Falls.....	744	8,324	869	9,193	12.4	25.1	15	16	50.4
St. Francis General.....	Smith's Falls.....	541	8,663	372	9,035	16.7	24.7	7	14	55.0
Strathroy General.....	Strathroy.....	686	9,145	1,051	10,196	14.9	27.9	3	22	55.9
St. Jean de Brebeuf.....	Sturgeon Falls.....	719	9,621	187	9,808	13.6	26.9	4	13	67.2
Soldiers' Memorial.....	Tillsonburg.....	944	8,086	1,121	9,207	9.8	25.2	14	9	70.0
Lockwood Clinic.....	Toronto.....	774	8,240	8,240	10.6	22.6	10	14	56.4
St. John's Hospital.....	Toronto.....	1,141	9,608	13	9,621	8.4	26.4	Closed	June 1st	61.3
Co. of Bruce General.....	Walkerton.....	622	6,376	636	7,012	11.3	19.2	3	14	50.6
Totals.....	25,628	252,983	28,990	281,973	11.0	773.2	261	376	55.9
GROUP 3										
Capacity, 51 to 100 Beds										
Royal Victoria Hosp.....	Barrie.....	1,317	12,072	1,731	13,803	10.5	37.8	5	31	70.0
Brockville General.....	Brockville.....	2,155	24,798	2,221	27,019	12.5	74.0	10	71	74.0
St. Vincent de Paul.....	Brockville.....	1,244	15,497	1,032	16,529	13.3	45.3	13	33	78.1
Public General Hosp.....	Chatham.....	2,505	22,420	2,593	25,013	9.9	68.5	9	78	68.5
St. Joseph's Hospital.....	Chatham.....	2,141	19,270	3,312	22,582	10.6	61.9	13	71	65.1
Cobourg General.....	Cobourg.....	737	8,075	1,055	9,130	12.4	25.0	13	9	42.4
Lady Minto Hospital.....	Cochrane.....	1,047	15,322	1,016	16,338	15.1	44.7	17	15	68.8
General and Marine.....	Collingwood.....	852	11,387	1,112	12,499	14.7	34.2	7	29	53.5
Cornwall General.....	Cornwall.....	1,717	20,586	2,206	22,792	13.3	62.4	17	45	62.4
Galt General Hospital.....	Galt.....	1,500	15,488	2,047	17,535	11.7	48.1	24	24	52.8
Kenora General Hosp.....	Kenora.....	981	11,173	1,118	12,291	12.5	33.6	5	18	48.1
St. Joseph's Hospital.....	Kenora.....	824	11,640	922	12,562	15.2	34.4	8	19	52.9

*Includes 15 well-baby nurses-in-training.

PUBLIC HOSPITALS (Continued)

TABLE No. II.—Showing the collective stay in days of the patients admitted and infants born in the hospital, also the average stay in days each patient was under treatment.

Name of Hospital	Location	No. of patients, including infants born during year	Total collective days' stay of adults treated during year	Total collective days' stay of infants born during year	Total collective days' stay of all patients during year	Average days' stay of all patients, including infants	Average No. of patients in hospital daily	No. of graduate and professional staff	No. of other employees, including nurses-in-training	Percentage of beds occupied during year
Group 3 (Continued)										
Ross Memorial Hospital	Lindsay	1,279	11,440	1,973	13,413	10.5	36.7	9	26	52.5
St. Joseph's General	North Bay	1,676	16,970	1,334	18,304	10.9	50.1	12	43	52.8
Orillia Soldiers' Mem.	Orillia	1,848	17,637	2,299	19,936	10.8	54.6	7	56	64.3
Oshawa General	Oshawa	2,384	15,597	2,752	18,349	7.7	50.2	12	67	51.8
Protestant Children's	Ottawa	558	10,287		10,287	18.4	28.2	10	15	51.7
S.A. Grace Hospital	Ottawa	2,810	16,520	10,854	27,374	9.7	75.0	11	51	82.4
General and Marine	Owen Sound	1,758	15,440	1,972	17,412	9.9	47.7	11	66	47.7
Cottage Hospital	Pembroke	1,065	10,057	525	10,582	9.9	29.0	5	26	53.7
Nicholls Hospital	Peterborough	2,066	23,116	3,188	26,304	12.7	72.1	16	68	78.3
St. Joseph's Hospital	Peterborough	2,009	17,953	2,604	20,557	10.0	56.3	12	41	56.9
Port Hope Hospital	Port Hope	750	6,674	1,063	7,737	10.3	21.2	9	9	41.6
Victoria Hospital	Renfrew	889	10,196	1,103	11,299	12.7	30.9	5	26	49.9
General Hospital	Sault Ste. Marie	1,380	14,865	1,367	16,232	11.8	44.5	12	37	44.5
Plummer Memorial	Sault Ste. Marie	1,170	10,252	1,516	11,768	10.0	32.2	7	38	52.0
Norfolk General Hosp	Simcoe	1,322	12,267	2,465	14,732	11.1	40.3	23	14	77.1
St. Mary's Hospital	Timmins	3,113	25,240	1,966	27,206	8.7	74.5	17	67	80.0
S.A. Grace Hospital	Toronto	1,950	12,026	7,856	19,882	10.2	54.5	15	55	57.3
Welland General	Welland	1,634	15,096	1,854	16,950	10.4	46.4	27	16	67.3
Totals		46,681	449,361	67,056	516,417	11.1	1,414.8	361	1,164	60.2
GROUP 4										
Capacity, 101-200 Beds										
Belleville General	Belleville	3,323	35,574	3,037	38,611	11.6	105.8	14	80	91.2
Hotel Dieu Hospital	Cornwall	2,866	32,507	2,875	35,382	12.3	96.9	23	59	64.6
Guelph General Hosp	Guelph	2,264	26,203	2,047	28,250	12.5	77.4	13	85	72.3
St. Joseph's Hosp.	Guelph	1,804	22,269	2,539	24,808	13.7	67.9	23	83	60.7
St. Joseph's Hosp.	Hamilton	3,991	40,529	6,870	47,399	11.9	129.8	30	146	70.2
Kitchener-Waterloo	Kitchener	2,617	21,272	3,114	24,386	9.3	66.8	26	85	47.7
Kitchener	Kitchener	2,256	22,213	2,604	24,817	11.0	67.9	21	71	50.7
Niagara Falls General	Niagara Falls	2,380	24,026	2,428	26,454	11.1	72.5	13	63	52.5
General Hospital	Pembroke	1,426	18,598	771	19,369	13.6	53.1	21	37	50.1
Port Arthur General	Port Arthur	1,846	20,066	1,927	21,993	11.9	60.2	21	59	52.8
St. Joseph's General	Port Arthur	3,388	40,192	3,935	44,127	13.0	120.9	14	85	69.1
St. Catharines Gen.*	St. Catharines	3,513	32,653	3,578	36,231	10.3	99.2	27	90	54.5
Memorial Hospital	St. Thomas	2,531	24,821	3,106	27,927	11.0	76.5	27	73	71.5
Sarnia General Hosp.	Sarnia	2,077	20,731	2,952	23,683	11.4	64.9	9	62	50.6
Stratford General	Stratford	2,230	21,972	3,243	25,215	11.3	69.1	8	62	62.8
Mount Sinai Hospital	Toronto	3,151	28,570	4,550	33,120	10.5	90.8	39	35	88.9
Toronto East General	Toronto	3,856	47,837	6,555	54,392	14.1	149.0	37	142	84.2
The Wellesley Hosp.	Toronto	2,720	25,615	2,560	28,175	10.4	77.2	17	159	67.7
Women's College	Toronto	4,114	35,421	9,482	44,903	10.9	123.0	41	118	66.5
Hotel Dieu Hospital	Windsor	3,542	29,607	3,606	33,213	9.4	91.0	13	92	71.1
Metropolitan General	Windsor	3,418	29,703	4,678	34,381	10.1	94.2	49	60	61.9
S.A. Grace Hospital	Windsor	2,890	27,652	3,780	31,432	10.9	86.1	8	92	71.7
Woodstock General	Woodstock	1,817	19,709	2,325	22,034	12.1	60.3	16	56	59.2
Totals		64,020	647,740	82,562	730,302	11.5	2,000.8	510	1,900	64.8
GROUP 5										
Capacity, 201 and Over										
Brantford General	Brantford	3,684	45,560	5,681	51,241	13.9	140.4	34	142	68.8
McKellar General	Port Williams	3,562	51,703	3,454	55,157	15.5	151.1	19	72	66.9
Hamilton General (incl. Mt. Hamilton Br.)	Hamilton	14,635	152,384	16,007	168,391	11.5	461.3	72	517	66.7
Hotel Dieu Hospital	Kingston	2,967	37,701	2,981	40,682	13.7	111.4	40	99	53.5
Kingston General	Kingston	6,501	72,431	3,788	76,219	11.7	208.8	27	235	57.2
St. Joseph's Hospital	London	4,450	55,350	6,398	61,748	13.9	169.1	40	174	52.1
Victoria Hospital**	London	7,419	115,958	5,598	121,556	16.8	333.0	50	340	73.3
Ottawa Civic Hosp.	Ottawa	11,498	151,081	13,535	164,616	14.3	450.9	64	442	75.1
Ottawa General Hosp	Ottawa	7,260	95,388	4,394	99,782	13.7	273.4	122	197	69.5
St. Joseph's Hospital	Sudbury	5,106	41,946	6,501	48,447	9.5	132.7	19	107	57.7
Hosp. for Sick Children	Toronto	8,844	143,814		143,814	16.3	394.0	93	338	93.8
St. Joseph's Hospital	Toronto	6,744	85,018	5,956	90,974	13.5	249.2	55	255	46.5
St. Michael's Hosp.	Toronto	11,143	162,205	13,814	176,019	15.8	482.2	117	417	76.6
Toronto General	Toronto	21,098	339,904	23,299	363,203	17.2	995.0	220	1,043	74.2
Toronto Western	Toronto	11,967	147,877	16,695	164,572	13.8	450.9	154	436	79.7
Totals		126,878	1,698,320	128,101	1,826,421	14.4	500.3	1,126	4,814	71.4
GRAND TOTALS:										
Public General Hospitals		267,263	3,086,939	312,683	3,399,622	12.7	9,313.4	2,299	8,328	66.1
Red Cross Outposts		7,140	54,604	9,731	64,335	9.0	176.3	76	76	45.0
GRAND TOTALS Including Red Cross		274,403	3,141,543	322,414	3,463,957	12.6	9,489.7	2,375	8,404	65.5

*Includes 1,402 isolation days.

†Includes 948 isolation days.

‡Includes 2,169 isolation days.

**Includes 3,089 isolation days.

PUBLIC HOSPITALS (Continued)

TABLE No. III.—Showing the cost of operating the hospitals, and the average daily cost of each patient.

Name of Hospital	Location	Total collective days' stay of all patients	Interest and sinking fund charges		Cost of dietaries		Other operating costs		Total operating cost		Ave- rage daily per capita cost
			\$	c.	\$	c.	\$	c.	\$	c.	
GROUP 1											
Capacity, 1 to 25 Beds											
Public Hospital	Clinton	5,409	769	76	2,919	69	10,543	92	13,463	61	2 49
Cobalt Municipal Hosp.	Cobalt	2,286			1,284	49	8,660	13	8,144	62	3 56
Memorial Hospital	Hanover	2,740	106	25	1,262	51	7,110	85	8,373	36	3 06
Rosedale War Memorial	Listowel	4,037	132	50	1,644	90	10,594	90	12,239	80	3 03
Louise Marshall Hospital	Matheson	4,643			2,461	54	8,649	82	11,111	36	2 39
Cottage Hospital	Mount Forest	3,028			988	00	5,548	39	6,536	39	2 16
General Hospital	Niagara-on-Lake	3,528			2,377	94	6,580	96	8,958	90	2 54
General Hospital	Palmerston	2,797			1,435	80	4,652	76	6,088	56	2 18
General Hospital	Penetang/shene	3,813			1,336	40	6,913	15	8,249	55	2 16
Tisdale Public Hospital	South Percupine	4,002			2,894	28	10,957	28	13,851	56	3 46
The Mothercraft Centre	Toronto	5,032			2,729	93	11,030	63	13,760	56	2 73
General Hospital	Wingham	3,194			2,027	15	7,744	55	9,771	70	3 06
Totals		44,509	1,008	51	23,362	63	97,187	34	120,549	97	2 72
GROUP 2											
Capacity, 26 to 50 Beds											
Stevenson Memorial Hosp.	Alliston	6,161			3,386	93	19,048	65	22,435	58	3 64
Rosamond Memorial	Almonte	4,684			1,816	36	10,068	56	11,884	92	2 54
Bowmanville Hospital	Bowmanville	5,720			3,621	72	12,270	66	15,892	38	2 78
Peel Memorial Hospital	Brampton	10,275	538	92	4,321	18	21,647	10	25,968	28	2 53
Lady Minto Hospital	Brantford	7,186			3,147	28	13,758	71	16,905	99	2 35
Haldimand War Memorial	Dunnville	4,333			2,510	15	10,785	29	13,295	44	3 07
Red Cross Memorial Hosp.	Durham	3,515	438	72	1,036	61	6,278	58	7,315	19	2 08
Groves Memorial Hosp.	Fergus	4,093			2,502	56	13,493	36	15,995	92	3 91
Douglas Memorial Hosp.	Fort Erie	5,906			4,698	55	22,141	11	26,839	66	4 54
Alexandra Marine & Gen.	Goderich	9,259			5,049	48	15,720	50	20,769	98	2 24
Misericordia Hospital	Haileybury	6,600	3,750	00	4,239	62	10,592	23	14,831	85	2 25
Notre Dame Hospital	Hawkesbury	5,174	612	18	2,996	93	16,189	98	19,186	91	3 72
St. Paul's Hospital	Hearst	10,537			6,130	43	18,209	90	24,340	33	2 31
Alexandra Hospital	Ingersoll	5,641			3,587	00	13,739	95	17,326	95	3 07
Anson General Hospital	Iroquois Falls	5,798			4,629	83	20,098	93	24,728	76	4 27
Kincardine General Hosp.	Kincardine	5,347			2,155	45	10,710	72	12,866	17	2 41
General Hospital	Mattawa	5,564	2,205	00	3,262	63	11,470	77	14,733	40	2 65
St. Andrew's Hospital	Midland	11,129	2,722	69	3,781	91	19,166	27	22,948	18	2 06
York County Hospital	Newmarket	10,279	13,200	00	8,845	62	21,947	78	25,793	40	2 51
Queen Victoria Memorial	North Bay	10,267			7,222	62	25,662	12	32,884	74	3 20
Lord Dufferin Hospital	Orangeville	8,025			3,531	43	18,786	89	22,318	32	2 78
Willett Hospital	Paris	7,328			3,458	51	16,335	22	19,793	73	2 70
Parry Sound General Hosp.	Parry Sound	9,602			3,273	88	12,895	44	16,169	32	1 68
St. Joseph's General Hosp.	Parry Sound	8,805			4,959	76	14,851	51	19,811	27	2 25
Great War Memorial	Perth	11,769			5,371	06	23,804	30	29,535	36	2 50
Charlotte E. Englehart	Petrolia	6,553			3,667	69	18,969	76	22,637	45	3 45
Prince Edward County	Pictou	7,888	412	30	3,986	72	12,471	98	16,458	70	2 09
Scott Memorial Hospital	Seaforth	5,719			2,524	03	12,402	78	14,926	81	2 61
General Hospital	Sioux Lookout	6,504			2,954	26	15,275	94	18,230	20	2 83
Smith's Falls Public Hosp.	Smith's Falls	9,193			7,249	05	24,582	01	31,831	06	3 46
St. Francis General Hosp.	Smith's Falls	9,035			7,632	70	19,059	68	26,692	38	2 95
Strathroy General Hosp.	Strathroy	10,196			4,222	29	17,511	19	21,733	48	2 13
St. Jean de Brebeuf Hosp.	Sturgeon Falls	9,808			2,471	61	21,720	55	24,192	16	2 47
Soldiers' Memorial Hosp.	Tillsonburg	9,207			4,736	77	19,062	05	23,798	82	2 58
Lockwood Clinic Hosp.	Toronto	8,240	2,296	00	4,075	00	24,539	00	28,614	00	3 47
St. John's Hospital	Toronto	9,621	943	43	7,771	06	37,354	31	45,125	37	4 60
County of Bruce General	Walkerton	7,012			2,950	85	12,108	17	15,059	02	2 15
Totals		281,973	27,119	24	149,139	53	634,731	95	783,871	48	2 77
GROUP 3											
Capacity, 51 to 100 Beds											
Royal Victoria Hospital	Barrie	13,803			9,855	57	25,177	13	35,032	70	2 54
Brockville General Hosp.	Brockville	27,019			18,065	36	57,627	78	75,693	14	2 80
St. Vincent de Paul Hosp.	Brockville	16,529	1,946	00	13,984	20	38,903	74	52,887	94	3 20
Public General Hospital	Chatham	25,013			16,216	49	47,174	54	63,391	03	2 53
St. Joseph's Hospital	Chatham	22,582			14,323	59	58,626	71	72,950	30	3 23
Cobourg General Hosp.	Cobourg	9,130			3,774	98	19,413	65	23,188	63	2 54
Lady Minto Hospital	Cochrane	16,338			8,996	26	29,688	55	38,684	81	2 47
General and Marine Hosp.	Collingwood	12,499			8,182	01	21,943	32	30,125	33	2 31
Cornwall General Hosp.	Cornwall	22,792	503	93	16,401	83	52,098	61	68,500	44	3 01
Galt General Hospital	Galt	17,535			11,376	31	54,685	98	66,062	29	3 77
Kenora General Hospital	Kenora	12,291	1,260	00	9,160	21	21,953	76	31,113	97	2 53
St. Joseph's Hospital	Kenora	12,562	4,710	00	8,269	23	22,741	29	31,010	52	2 47

PUBLIC HOSPITALS (Continued)

TABLE No. III.—Showing the cost of operating the hospitals, and the average daily cost of each patient.

Name of Hospital	Location	Total collective days' stay of all patients	Interest and sinking fund charges	Cost of dietaries		Other operating costs		Total operating cost		Average daily per capita cost
				\$	c.	\$	c.	\$	c.	
Group 3 (Continued)										
Ross Memorial Hospital	Lindsay	13,413		7,883	53	30,028	50	37,912	03	2 83
St. Joseph's General Hosp.	North Bay	18,304	12,338 52	9,140	32	28,001	54	37,141	86	2 03
Orillia Soldiers' Memorial	Orillia	19,936	1,395 86	12,204	60	37,934	25	50,138	85	2 52
Oshawa General Hospital	Oshawa	18,349		14,576	07	53,610	16	68,186	23	3 72
Protestant Children's	Ottawa	10,287	1,380 00	4,271	97	19,603	48	23,875	45	2 32
S.A. Grace Hospital	Ottawa	27,374		11,780	54	41,246	59	53,027	13	1 94
General and Marine Hosp.	Owen Sound	17,412	814 05	14,039	51	43,017	66	57,057	17	3 28
Cottage Hospital	Pembroke	10,582		7,483	60	27,060	00	34,543	60	3 26
Nicholls Hospital	Peterborough	26,304		18,467	65	66,525	79	84,993	44	3 22
St. Joseph's Hospital	Peterborough	20,557	2,909 51	10,780	82	34,110	91	44,891	73	2 18
Port Hope Hospital	Port Hope	7,757		2,902	41	16,835	16	19,727	57	2 55
Victoria Hospital	Renfrew	11,200	4,342 70	4,984	80	19,936	08	23,220	88	2 21
General Hospital	Sault Ste. Marie	16,232		8,494	17	33,818	11	42,312	28	2 61
Plummer Memorial Hosp.	Sault Ste. Marie	11,768	1,925 00	7,031	12	24,604	28	31,635	40	2 69
Norfolk General Hospital	Simcoe	14,732		7,372	80	34,966	04	42,338	84	2 88
St. Mary's Hospital	Timmins	27,206	792 61	19,549	12	71,884	04	91,433	16	3 32
S.A. Grace Hospital	Toronto	19,882		10,990	81	43,332	56	54,323	37	2 73
Welland General Hospital	Welland	16,950	798 00	9,055	87	42,405	88	51,491	25	3 04
Totals		516,417	35,116 18	319,645	75	1,118,945	59	1,438,591	34	2 79
GROUP 4										
Capacity, 101 to 200 Beds										
Belleville General Hosp.	Belleville	38,611		24,797	59	72,177	11	96,974	70	2 51
Hotel Dieu Hospital	Cornwall	35,382	7,188 50	18,242	94	53,265	97	71,508	91	2 02
Guelph General Hospital	Guelph	28,250		23,778	35	70,115	45	93,893	80	3 32
St. Joseph's Hospital	Guelph	24,808		21,962	38	53,448	39	75,410	77	3 04
St. Joseph's Hospital	Hamilton	47,399		34,845	04	89,476	16	124,321	20	2 62
Kitchener-Waterloo Hosp.	Kitchener	24,386	2,036 04	18,223	08	84,017	44	102,240	52	4 11
St. Mary's Hospital	Kitchener	24,817	11,785 33	20,589	08	53,711	62	74,300	70	2 99
Niagara Falls General	Niagara Falls	26,454		17,398	63	58,534	07	75,932	70	2 87
General Hospital	Pembroke	19,369	12,900 00	8,684	98	31,847	15	40,532	13	2 09
Port Arthur General Hosp.	Port Arthur	21,993	33,571 71	12,028	08	49,679	23	61,707	31	2 81
St. Joseph's General Hosp.	Port Arthur	44,127		26,247	13	90,450	27	116,697	40	2 64
St. Catharines General	St. Catharines	36,231		25,632	32	98,857	47	124,492	79	3 44
Memorial Hospital	St. Thomas	27,927	8,234 18	20,241	44	76,681	38	96,922	82	3 47
Sarnia General Hospital	Sarnia	23,683		16,499	49	58,239	45	74,738	94	3 16
Stratford General Hosp.	Stratford	25,215		14,210	05	58,692	39	72,902	44	2 59
Mount Sinai Hospital	Toronto	33,120	3,046 87	21,105	12	89,258	51	110,363	63	3 33
Toronto East General	Toronto	54,392	1,506 64	37,317	39	147,273	12	184,590	51	3 39
The Wellesley Hospital	Toronto	28,175	11,582 79	41,802	35	94,426	62	136,228	97	4 83
Women's College Hospital	Toronto	44,903	10,437 12	25,224	44	115,383	31	140,607	75	3 13
Hotel Dieu Hospital	Windsor	33,213	981 23	24,750	21	85,001	50	109,751	71	3 30
Metropolitan General	Windsor	34,381		20,692	08	133,941	76	154,633	84	4 49
S.A. Grace Hospital	Windsor	31,432		21,842	95	76,975	72	98,818	67	3 14
Woodstock General Hosp.	Woodstock	22,034	315 00	12,713	04	50,975	11	63,688	15	2 88
Totals		730,302	103,585 41	508,831	16	1,792,429	20	2,301,260	36	3 15
GROUP 5										
Capacity, 201 and Over										
Brantford General Hosp.	Brantford	51,241	847 80	27,793	76	120,955	76	148,749	52	2 90
McKellar General Hosp.	Fort William	55,157	21,524 65	22,453	76	86,853	69	109,307	45	1 98
Hamilton General (incl. Mt. Hamilton Branch)	Hamilton	168,391	152,149 02	90,946	73	452,222	80	543,169	53	3 23
Hotel Dieu Hospital	Kingston	40,682	12,903 90	24,232	57	68,159	25	92,391	82	2 27
Kingston General Hosp.	Kingston	76,219	10,293 74	56,392	53	173,827	38	230,219	91	3 02
St. Joseph's Hospital	London	61,748	24,477 79	45,017	04	140,261	17	185,278	21	3 00
Victoria Hospital	London	121,556	47,557 80	75,805	38	313,942	13	389,747	99	3 21
Ottawa Civic Hospital	Ottawa	164,616	264,678 74	106,345	38	429,671	87	536,017	25	3 26
Ottawa General Hospital	Ottawa	99,782	36,640 80	46,877	88	210,510	63	257,388	48	2 58
St. Joseph's Hospital	Sudbury	48,447	22,410 00	28,611	15	88,664	10	117,275	25	2 42
Hospital for Sick Children	Toronto	143,814		96,848	16	457,392	27	554,240	43	3 85
St. Joseph's Hospital	Toronto	90,974	22,442 40	52,233	93	190,406	99	242,640	92	2 67
St. Michael's Hospital	Toronto	176,019	54,586 65	100,577	69	431,474	33	532,052	02	3 02
Toronto General Hospital	Toronto	363,203		259,770	02	1,205,942	40	1,465,712	42	4 04
Toronto Western Hospital	Toronto	164,572	18,600 00	127,427	54	595,699	72	723,127	26	4 39
Totals		1,826,421	689,113 29	1,161,333	97	4,965,984	49	6,127,318	46	3 35
GRAND TOTALS:										
Public General Hospitals		3,399,622	855,942 63	2,162,313	04	8,609,278	57	10,771,591	61	3 17
Red Cross Outposts		64,335		27,839	34	184,744	92	222,584	26	3 03
GRAND TOTALS Including Red Cross		3,463,957	855,942 63	2,200,152	38	8,794,023	49	10,994,175	87	3 17

PUBLIC HOSPITALS (Continued)

TABLE No. IV.—Showing the sources of income of hospitals.

Name of Hospital	Location	Income from patients for treatment, miscellaneous sales, etc.	Income from municipalities	Income from property, investments, endowments, etc.	Income from donations, bequests and other gratuitous sources	Grants from municipalities for building debentures, etc.	Total income from all sources other than Government grants
		\$ c.	\$ c.	\$ c.	\$ c.	\$ c.	\$ c.
GROUP 1							
Capacity, 1 to 25 Beds							
Public Hospital.....	Clinton.....	12,311 60	1,193 50		1,460 00		14,965 10
Cobalt Municipal.....	Cobalt.....	6,949 69	1,274 83				8,224 52
Memorial Hospital.....	Hanover.....	5,774 90	1,878 50	165 34	107 65		7,926 39
Memorial Hospital.....	Listowel.....	10,392 51	2,739 00	197 19	211 20		13,539 90
Rosedale War Memorial	Matheson.....	2,786 45	33 25		2,846 83		5,666 53
Louise Marshall Hosp..	Mount Forest.....	5,433 84	969 50	17 65	25 00		6,445 99
Cottage Hospital.....	Niagara-on-Lake	5,487 58	3,164 70	120 00	675 74		9,448 02
General Hospital.....	Palmerston.....	4,463 85	1,370 29				5,834 14
General Hospital.....	Penetanguishene	3,714 26	3,440 26		200 07		7,354 59
Tisdale Public Hosp...	So. Porcupine.....	11,384 02	4,000 00				15,384 02
The Mothercraft Centre	Toronto.....	1,949 70	6,902 00		53 77		8,905 47
General Hospital.....	Wingham.....	8,726 24	1,854 95		67 53		10,648 72
Totals.....		79,374 64	28,820 78	500 18	5,647 79		114,343 39
GROUP 2							
Capacity, 26 to 50 Beds							
Stevenson Memorial....	Alliston.....	15,001 79	2,295 05	13,300 70	85 00		30,682 54
Rosamond Memorial....	Almonte.....	9,333 89	961 95	1,252 26	879 90		12,428 00
Bowmanville Hospital..	Bowmanville.....	12,177 28	2,357 40	1,207 76	131 00		15,873 44
Peel Memorial Hospital.	Brampton.....	22,569 68	5,310 25	84 84			27,964 77
Lady Minto Hospital....	Chapleau.....	11,105 78		836 15			11,941 93
Haldimand War Mem...	Dunnville.....	8,576 00	3,137 75	147 99	704 16		12,565 90
Red Cross Memorial....	Durham.....	6,400 80	1,620 00		400 00		8,420 80
Groves Memorial.....	Fergus.....	10,835 95	6,235 35		78 75		17,150 05
Douglas Memorial.....	Fort Erie.....	16,584 94	3,267 25	6,000 00	1,717 54		27,569 73
Alexandra Marine & G.	Goderich.....	16,355 72	2,875 37	1,638 01	910 50		21,779 60
Misericordia Hospital..	Haileybury.....	17,202 79	1,322 63		3,117 10		21,642 52
Notre Dame Hospital..	Hawkesbury.....	6,646 09	5,411 80		6,488 20		18,546 09
St. Paul's Hospital....	Hearst.....	6,826 99	87 15		3,247 38		10,161 52
Alexandra Hospital....	Ingersoll.....	11,133 58	2,050 00	1,369 52	700 00		15,253 10
Anson General Hospital.	Iroquois Falls..	13,903 91	2,811 03				16,714 94
Kincardine General....	Kincardine.....	9,779 37	2,710 68	567 17	46 80		13,104 02
General Hospital.....	Mattawa.....	3,459 45	5,443 41	1,057 20	5,790 40		15,757 46
St. Andrew's Hospital..	Midland.....	18,676 64	6,839 73	442 22	29 85	2,722 69	28,711 13
York County Hospital..	Newmarket.....	21,457 09	5,896 35		10,063 00		37,416 44
Queen Victoria Mem...	North Bay.....	25,596 82	5,095 30	18 71	769 71		31,480 54
Lord Dufferin Hosp...	Orangeville.....	18,339 30	4,215 05	12 79	266 15		22,733 29
Willett Hospital.....	Paris.....	9,679 64	5,180 60	1,275 40	12,025 00	10,000 00	38,160 64
Parry Sound General...	Parry Sound.....	9,591 18	1,453 85		474 86		11,519 89
St. Joseph's General...	Parry Sound.....	12,796 64	2,032 40	68 94	6,229 07		21,127 05
Great War Memorial...	Perth.....	32,373 60	2,640 30	1,608 37	412 62		37,034 89
Charlotte E. Englehart	Petrolia.....	16,028 18	1,824 10	16,261 91	50 00		34,194 19
Prince Edward Co....	Pictou.....	13,679 00	5,324 15	282 18	828 48		20,113 81
Scott Memorial.....	Seaforth.....	16,134 64	1,607 20	447 81			18,189 65
General Hospital.....	Sioux Lookout..	16,439 23	1,310 70	589 16	1,657 00		19,996 09
Smith's Falls Public...	Smith's Falls.....	16,879 44	10,358 50	1,547 76	2,637 33		31,423 03
St. Francis General...	Smith's Falls.....	18,309 48	3,138 50		9,214 47		30,662 45
Strathroy General....	Strathroy.....	7,357 56	7,101 46	337 72	948 46		24,745 20
St. Jean de Brebeuf...	Sturgeon Falls..	7,579 90	9,830 70		8,904 90		26,315 50
Soldiers' Memorial....	Tilsonburg.....	19,594 69	7,776 90	2,070 07	278 60		29,720 26
Lockwood Clinic.....	Toronto.....	30,075 00	617 00				30,692 00
St. John's Hospital....	Toronto.....	27,371 87	2,411 25	96 75	1,215 13		30,795 00
Co. of Bruce General...	Walkerton.....	13,485 45	3,800 00	72 64	762 67		18,120 76
Totals.....		558,239 36	136,051 11	52,594 03	81,101 03	12,722 69	840,708 22
GROUP 3							
Capacity, 51 to 100 Beds							
Royal Victoria Hosp...	Barrie.....	29,248 81	6,174 90	501 00			35,924 71
Brockville General....	Brockville.....	69,069 55	12,440 70	1,483 13	3,604 60		86,597 98
St. Vincent de Paul....	Brockville.....	39,703 23	6,047 90		15,243 14		60,994 27
Public General Hosp...	Chatham.....	64,162 76	16,506 70	35 00	2,449 34		83,153 80
St. Joseph's Hospital..	Chatham.....	66,141 37	7,377 75		15,664 43		89,183 55
Cobourg General Hosp.	Cobourg.....	16,987 07	7,124 00	550 59	623 35		25,285 01
Lady Minto Hospital....	Cochrane.....	20,045 03	4,858 45	323 10	154 10		25,380 68
General and Marine....	Collingwood....	18,857 95	7,872 15	708 00	744 00		28,182 10
Conrad General....	Conwall.....	52,830 32	12,049 75	3,579 04	3,457 90		71,917 01
Galt General Hospital..	Galt.....	42,685 89	9,226 95	1,624 03	1,070 19	7,305 52	61,912 58
Kenora General Hosp...	Kenora.....	25,318 63	11,710 86	74 20	1,264 59		38,368 28
St. Joseph's Hospital..	Kenora.....	18,890 09	5,756 54	180 00	9,185 00		34,011 63

PUBLIC HOSPITALS (Continued)

TABLE No. IV.—Showing the sources of income of hospitals.

Name of Hospital	Location	Income from patients for treatment, miscellaneous sales, etc.		Income from municipalities	Income from property, investments, endowments, etc.	Income from donations, bequests and other gratuitous sources	Grants from municipalities for building debentures, etc.	Total income from all sources other than Government grants					
		\$	c.					\$	c.				
Group 3 (Continued)													
Ross Memorial Hosp.	Lindsay	34,130	15	6,706	25	1,370	55		42,206	95			
St. Joseph's General	North Bay	40,357	22	8,075	80	135	01	20,212	90	68,780	93		
Orillia Soldiers' Mem.	Orillia	43,650	87	7,895	10	567	04			52,113	01		
Oshawa General Hosp.	Oshawa	57,243	30	6,442	73	9,579	68	1,168	97	74,434	68		
Protestant Children's	Ottawa	3,080	82	15,725	35	1,986	05			20,792	22		
S.A. Grace Hospital	Ottawa	32,491	00	10,762	24			2,521	10	45,774	34		
General and Marine	Owen Sound	49,105	59	5,534	90			606	58	55,247	07		
Cottage Hospital	Pembroke	25,221	14	5,484	50	2,609	95			33,315	59		
Nicholls Hospital	Peterborough	62,120	72	9,144	72	19,938	04			82,203	48		
St. Joseph's Hospital	Peterborough	40,883	13	9,326	35	180	00	10,291	86	60,681	34		
Port Hope Hospital	Port Hope	15,425	31	3,049	15	1,155	90	795	00	20,425	36		
Victoria Hospital	Renfrew	17,013	89	7,382	83	46	21			24,442	93		
General Hospital	Sault Ste. Marie	31,115	53	4,529	25			8,200	00	43,844	78		
Plummer Memorial	Sault Ste. Marie	31,329	84	2,846	65			112	75	34,289	24		
Norfolk General Hosp.	Simcoe	27,843	92	7,321	77	1,581	69	41,613	27	78,360	65		
St. Mary's Hospital	Timmins	102,365	25	5,741	50	204	18	20,755	92	141,472	27		
S.A. Grace Hospital	Toronto	46,253	71	6,770	16			856	43	53,880	30		
Welland General Hosp.	Welland	42,622	35	12,752	69	166	35	9,037	07	64,578	46		
Totals		1,166,194	44	242,638	59	39,578	74	169,632	49	19,710	94	1,637,755	20
GROUP 4													
Capacity, 101 to 200 Beds													
Belleville General	Belleville	77,034	84	29,808	20	3,563	16	6,219	05	116,625	25		
Hotel Dieu Hospital	Cornwall	40,342	85	35,892	70			13,108	65	89,344	20		
Guelph General Hosp.	Guelph	70,172	19	30,857	05	2,707	20	50	00	103,786	44		
St. Joseph's Hospital	Guelph	38,084	63	15,217	45	32	15	9,665	09	63,299	32		
St. Joseph's Hospital	Hamilton	111,255	65	19,938	35	995	24	4,959	58	137,048	82		
Kitchener-Waterloo	Kitchener	79,094	39	23,642	45	1,402	90	288	99	104,855	73		
St. Mary's Hospital	Kitchener	67,006	70	14,765	59	39	54	11,933	32	93,745	15		
Niagara Falls General	Niagara Falls	66,703	80	19,489	75	439	59	3,020	70	89,653	84		
General Hospital	Pembroke	28,381	50	8,673	74	274	43	11,280	00	48,609	67		
Port Arthur General	Port Arthur	64,341	71	15,926	25	2,223	97	1,698	08	96,533	60		
St. Joseph's General	Port Arthur	121,696	27	9,000	00			31,390	98	162,087	25		
St. Catharines General	St. Catharines	72,784	72	31,592	30	5,310	25	5,185	46	117,098	48		
Memorial Hospital	St. Thomas	75,677	36	23,779	05	3,368	49	3,938	50	113,197	58		
Sarnia General Hosp.	Sarnia	66,217	56	15,757	75	2,080	00	20	00	84,075	31		
Stratford General	Stratford	47,317	23	16,850	86	351	30	288	20	64,807	59		
Mount Sinai Hospital	Toronto	70,839	91	21,087	09			8,400	99	100,327	99		
Toronto East General	Toronto	120,580	88	41,192	05			4,076	14	165,937	82		
The Wellesley Hospital	Toronto	145,301	23	968	45					146,269	68		
Women's College	Toronto	84,305	89	35,920	18			5,676	21	128,300	28		
Hotel Dieu Hospital	Windsor	98,088	80	20,400	13	205	00	16,392	79	135,086	72		
Metropolitan General	Windsor	93,947	36	20,409	68			940	75	115,297	79		
S.A. Grace Hospital	Windsor	84,713	29	13,861	80			378	40	98,953	49		
Woodstock General	Woodstock	52,573	01	9,339	45	1,533	95	1,690	31	65,136	72		
Totals		1,776,371	77	474,370	32	24,527	17	140,802	19	24,007	27	2,440,078	72
GROUP 5													
Capacity, 201 and Over													
Brantford General	Brantford	83,702	66	40,423	71	180	00	1,278	30	*500	00	126,084	67
McKellar General	Fort William	72,635	05	26,600	00	150	00	155	91	*1,212	51	100,753	47
Hamilton General (incl. Mt. Hamilton Br.)	Hamilton	240,607	76	288,924	16					95,605	38	625,137	30
Hotel Dieu Hospital	Kingston	59,078	25	27,179	95	10	83	35,052	69	*10,921	50	121,321	72
Kingston General	Kingston	153,510	80	58,680	99	15,305	89	3,136	26	*10,002	25	240,636	19
St. Joseph's Hospital	London	163,439	81	31,898	65	1,615	97	36,598	15	233,552	58		
Victoria Hospital	London	236,302	99	107,171	49	402	97			47,557	80	402,356	75
Ottawa Civic Hospital	Ottawa	364,214	78	228,612	26	7,750	13	10	20	*10,921	50	687,327	76
Ottawa General Hosp.	Ottawa	180,494	04	87,116	81	405	11	45,923	42	313,939	38		
St. Joseph's Hospital	Sudbury	116,337	97	13,761	40	318	27	21,554	10	151,971	74		
Hosp. for Sick Children	Toronto	137,944	13	191,508	14	67,812	22	57,089	79	*8,558	70	462,912	98
St. Joseph's Hospital	Toronto	128,454	29	97,439	36			5	00	225,808	65		
St. Michael's Hospital	Toronto	301,170	65	195,939	24	523	87	380	07	*7,341	54	505,356	27
Toronto General Hosp.	Toronto	993,362	48	313,474	98	67,452	60	12,134	62	*7,110	75	1,393,535	43
Toronto Western Hosp.	Toronto	455,291	14	152,254	47	19	05	850	00	608,414	60		
Totals		3,686,546	80	1,860,985	61	161,946	91	214,169	41	275,550	82	6,199,199	55
GRAND TOTALS:													
Public General Hospitals		7,266,727	01	2,742,866	41	279,147	03	611,352	91	*331,991	72	11,232,085	08
Red Cross Outposts		152,977	19	12,865	10			33,000	91			198,843	20
GRAND TOTALS Including Red Cross		7,419,704	20	2,755,731	51	279,147	03	644,353	82	*331,991	72	11,430,928	28

*Grant from Province for special clinics and radiotherapy.

†Includes grants from Province for special clinics and radiotherapy amounting to \$50,876.75.

PUBLIC HOSPITALS (Continued)

TABLE No. V.—Showing the basis on which the statutory aid is granted.

Name of Hospital	Location	Days at 60c	Days at 10c	Infants born days at 30c	Total per diem grant	Grant for indigents from unorganized territory	Grant for long-stay patients in residence Sept. 30th, 1937	Adjustments and deductions DEBIT	Total Government grant
					\$ c.	\$ c.	\$ c.	\$ c.	\$ c.
GROUP 1									
Cap., 1 to 25 Beds									
Public Hospital.....	Clinton.....	1,068	139	107	686 80			102 30	584 50
Cobalt Municipal.....	Cobalt.....	985	139	14	609 10			30 60	578 50
Memorial Hospital.....	Hanover.....	728		149	481 50		36 50	30 30	487 70
Memorial Hospital.....	Listowel.....	1,433		304	951 00			48 90	902 10
Rosedale War Mem.....	Matheson.....	3,234		845	2,193 90	4,197 50		23 90	6,367 50
Louise Marshall.....	Mount Forest.....	930	88	145	610 30			1 80	608 50
Cottage Hospital.....	Niagara-on-Lake.....	1,872	155	125	1,176 20			27 60	1,148 60
General Hospital.....	Palmerston.....	2,390	181	92	1,479 70			6 60	1,473 10
General Hospital.....	Penetanguishene.....	2,479		470	1,628 40	4 20		30 30	1,602 30
Tisdale Public Hosp.....	South Porcupine.....	447		51	283 50	48 30		14 40	317 40
Mothercraft Centre.....	Toronto.....	4,468	377		2,718 50			44 40	2,674 10
General Hospital.....	Wingham.....	201		42	133 20			14 40	118 80
Totals.....		20,235	1,079	2,344	12,952 10	4,250 00	36 50	375 50	16,863 10
GROUP 2									
Cap., 26 to 50 Beds									
Stevenson Memorial.....	Alliston.....	5,535	15	443	3,455 40			6 60	3,448 80
Rosamond Mem.....	Almonte.....	1,632	117	429	1,119 60			36 00	1,083 60
Bowmanville Hosp.....	Bowmanville.....	1,477	52	384	1,006 60		36 50	12 00	1,021 10
Peel Memorial.....	Brampton.....	4,054	170	972	2,741 00			15 00	2,726 00
Lady Minto Hosp.....	Chapleau.....	2,440	243	245	1,561 80	2,587 30		53 10	4,096 00
Haldimand War M.....	Dunnville.....	1,627	19	142	1,020 70			50 10	970 60
Red Cross Memorial.....	Durham.....	724	12	274	517 80		163 40	18 90	662 30
Groves Memorial.....	Fergus.....	781		20	474 60			45 00	429 60
Douglas Memorial.....	Fort Erie.....	1,204	110	49	748 10				748 10
Alexandra Marine & General Hospital.....	Goderich.....	2,906	393	344	1,886 10		36 50	150 00	1,772 60
Misericordia Hosp.....	Haileybury.....	4,350	203	30	2,639 30	2,273 60	36 50	1 80	4,947 60
Notre Dame Hosp.....	Hawesbury.....	4,285		49	2,585 70			27 60	2,558 10
St. Paul's Hospital.....	Hearst.....	7,133	461	734	4,546 10	10,204 35		171 40	14,579 05
Alexandra Hospital.....	Hessonsville.....	2,215		275	1,411 50			63 30	1,348 20
Anson General Hosp.....	Iroquois Falls.....	1,186		62	730 20	1,296 90		60	2,026 50
Kincardine General.....	Kincardine.....	1,947	283	200	1,256 50		73 00	76 80	1,252 70
General Hospital.....	Mattawa.....	3,172	4	122	1,940 20	529 30		10 50	2,459 00
St. Andrew's Hosp.....	Midland.....	4,853	999	847	3,265 80	559 30	205 20	28 20	4,002 10
York County Hosp.....	Newmarket.....	3,171	296	572	2,103 80			134 40	1,969 40
Queen Victoria M.....	North Bay.....	4,130	110	538	2,650 40	476 70		298 80	2,828 30
Lord Dufferin Hosp.....	Orangeville.....	3,101	190	277	1,962 70			40 80	1,921 90
Willett Hospital.....	Paris.....	3,306	753	591	2,236 20		36 50	183 30	2,089 40
Parry Sound Gen.....	Parry Sound.....	4,296	595	597	2,816 20	2,341 45	99 70	343 90	4,913 45
St. Joseph's General.....	Parry Sound.....	5,253	421	759	3,421 60	3,818 35		88 80	7,151 15
Great War Mem.....	Perth.....	3,351	273	91	2,065 20				2,065 20
Char. E. Englehart.....	Petrolia.....	1,603	180	18	985 20			21 00	964 20
Prince Ed. County.....	Pictou.....	3,076	202	578	2,039 20		96 60	80 40	2,055 40
Scott Memorial.....	Seaforth.....	1,554	95	30	950 90			103 80	847 10
General Hospital.....	Sioux Lookout.....	1,001	31	45	617 20	679 35		34 50	1,262 05
Smith's Falls Public.....	Smith's Falls.....	2,993	207	408	1,938 90		146 80	139 60	1,946 10
St. Francis General.....	Smith's Falls.....	2,698	848	40	1,715 60		110 70	883 80	942 50
Strathroy General.....	Strathroy.....	4,024	365	178	2,504 30		143 80	43 80	2,604 30
St. Jean de Brebeuf.....	Sturgeon Falls.....	8,284	121	83	5,007 40	1,298 50			6,305 90
Soldiers' Memorial.....	Tillsonburg.....	3,637	2	334	2,282 60			1 20	2,281 40
Lockwood Clinic.....	Toronto.....	296			177 60			1 80	175 80
St. John's Hospital.....	Toronto.....	3,515	51		2,114 10	264 90		23 40	2,355 60
County of Bruce.....	Walkerton.....	3,225	487	306	2,075 50		123 60	245 00	1,954 10
Totals.....		114,035	8,308	11,066	72,571 60	26,330 00	1,308 80	3,435 20	96,775 20
GROUP 3									
Cap., 51 to 100 Beds									
Royal Victoria.....	Barrie.....	5,086	300	467	3,221 70			286 20	2,935 50
Brockville General.....	Brockville.....	8,920	482	756	5,627 00		36 50	280 50	5,383 00
St. Vincent de Paul.....	Brockville.....	5,147	523	272	3,221 10		101 60	50 40	3,273 30
Public Gen. Hosp.....	Chatham.....	6,420	396	694	4,099 80		36 50	7 20	4,129 10
St. Joseph's Hosp.....	Chatham.....	8,206	230	1,337	5,347 70			91 20	5,256 50
Cobourg Gen. Hosp.....	Cobourg.....	3,916	7	723	2,567 20		109 50	9 00	2,667 70
Lady Minto Hosp.....	Cochrane.....	7,663	730	666	4,870 60	9,157 50		36 50	13,963 45
General & Marine.....	Collingwood.....	6,778	165	600	4,263 30		137 40	390 30	4,010 40
Cornwall General.....	Cornwall.....	8,308	236	634	5,198 60		108 40	87 30	5,219 70
Galt General Hosp.....	Galt.....	7,547	493	1,402	4,998 10		217 70	56 40	5,159 40
Kenora General.....	Kenora.....	4,149	1,635	534	2,813 10	2,181 90	238 10	116 10	5,117 00
St. Joseph's Hosp.....	Kenora.....	3,644	941	580	2,454 50	2,548 10	191 40	467 10	4,726 90

PUBLIC HOSPITALS (Continued)

TABLE No. V.—Showing the basis on which the statutory aid is granted.

Name of Hospital	Location	Days at 60c	Days at 10c	Infants born days at 30c	Total per diem grant	Grant for indigents from unorganized territory	Grant for long-stays patients in residence Sept. 30th, 1937	Adjustments and deductions DEBIT	Total Government grant				
Group 3 (Cont'd)						\$	c.	\$	c.	\$	c.	\$	c.
Ross Memorial	Lindsay	5,506	89	946	3,596 30	25 20		573 30	3,048 20				
St. Joseph's General	North Bay	8,954	428	559	5,582 90	1,551 90	120 20	648 00	6,607 00				
Orillia Soldiers' M.	Orillia	8,368	730	1,181	5,448 10	65 80		114 30	5,399 60				
Oshawa General	Oshawa	5,742		543	3,608 10			56 40	3,551 70				
Protestant Children's	Ottawa	9,011	262		5,432 80				5,432 80				
S.A. Grace Hosp.	Ottawa	10,538	41	7,012	8,430 50			30 60	8,399 90				
General & Marine	Owen Sound	5,273	122	578	3,349 40		119 30	188 10	3,280 70				
Cottage Hospital	Pembroke	4,060	148	215	2,515 30	28 00		72 60	2,470 70				
Nicholls Hospital	Peterborough	8,939	742	1,668	5,938 00		73 00	908 10	5,102 90				
St. Joseph's Hosp.	Peterborough	9,660	512	1,730	6,366 20			42 30	6,323 90				
Port Hope Hospital	Port Hope	2,986	697	581	2,035 60			30 00	2,005 60				
Victoria Hospital	Renfrew	7,775	408	719	4,921 50	42 00	109 50		5,073 00				
General Hospital	Sault Ste. Marie	6,425	1,093	526	4,122 10	986 50	36 50	199 40	4,945 70				
Plummer Memorial	Sault Ste. Marie	9,447	343	78	5,725 90			64 20	5,661 70				
Norfolk General	Simcoe	4,854	418	901	3,224 50		36 50	198 90	3,062 10				
St. Mary's Hospital	Timmins	4,567		92	2,767 80	1,653 40		142 80	4,278 40				
S.A. Grace Hosp.	Toronto	4,045		2,442	3,159 60			127 20	3,032 40				
Welland General	Welland	6,120	114	628	3,871 80			35 40	3,836 40				
Totals		198,054	12,285	29,064	128,780 10	18,240 30	1,708 60	5,374 45	143,354 55				
GROUP 4													
Cap., 101 to 200 Beds													
Belleville General	Belleville	16,615	562	890	10,292 20			192 60	10,099 60				
Hotel Dieu	Cornwall	24,591	426	1,930	15,376 20		109 30	247 20	15,238 20				
Guelph General	Guelph	10,024	1,199	595	6,312 80		311 50	116 10	6,500 30				
St. Joseph's Hosp.	Guelph	8,844	2,000	716	5,721 20		203 20	181 20	5,743 20				
St. Joseph's Hosp.	Hamilton	16,120	880	2,325	10,457 50		97 20	92 10	10,462 60				
Kitchener-Waterloo	Kitchener	7,287	787	793	4,688 80			90 30	4,589 50				
St. Mary's Hosp.	Kitchener	9,203	1,467	838	5,919 90		100 30	192 90	5,827 30				
Niagara Falls Gen.	Niagara Falls	10,628	674	705	6,655 70		109 50	177 30	6,587 90				
General Hospital	Pembroke	7,753	420	441	4,826 10		63 00	146 00	4,396 10				
Port Arthur General	Port Arthur	17,811	184	1,148	11,049 40	1,085 10		36 50	12,171 00				
St. Joseph's General	Port Arthur	19,869	2,144	2,168	12,786 20	3,696 70	352 70	4,088 75	12,746 85				
St. Catharines Gen.	St. Catharines	17,679	478	1,436	11,086 00			166 80	10,919 20				
Memorial Hospital	St. Thomas	10,808	198	1,018	6,810 00			202 20	6,607 80				
Sarnia General	Sarnia	7,025	450	751	4,485 30			558 60	3,926 70				
Stratford General	Stratford	10,771	633	1,626	7,013 70			205 80	6,807 90				
Mount Sinai Hosp.	Toronto	14,968	226	547	9,167 50		36 50	181 80	9,022 20				
Toronto East Gen.	Toronto	45,461	2,191	2,341	28,198 00	28 00		33 60	28,192 40				
The Wellesley Hosp.	Toronto	2,285	18	14	1,377 00			261 00	1,116 00				
Women's College	Toronto	19,925	353	4,954	13,476 50	40 60		84 60	13,432 50				
Hotel Dieu Hosp.	Windsor	9,223	386	338	5,673 80		73 00	114 60	5,632 20				
Metropolitan Gen.	Windsor	28,662	1,081	327	17,403 40			25 20	17,378 20				
S.A. Grace Hosp.	Windsor	9,959	850	569	6,231 10	28 00	105 80	192 60	6,172 30				
Woodstock General	Woodstock	7,131	357	799	4,554 00		126 40	55 20	4,625 20				
Totals		332,642	17,964	27,269	209,562 30	4,941 40	1,807 90	8,108 45	208,203 15				
GROUP 5													
Cap., 201 and Over													
Brantford General	Brantford	28,790	883	3,214	18,326 50		44 90	159 10	18,212 30				
McKellar General	Fort William	22,787	3,398	1,951	14,597 30	12,520 10	1,621 60	320 00	28,419 00				
Hamilton Gen. (Inc.)													
Mt. Hamilton Br.	Hamilton	99,161	2,620	10,578	62,932 00			666 90	62,265 10				
Hotel Dieu Hosp.	Kingston	19,632	823	1,431	12,290 80		250 00	221 10	12,319 70				
Kingston General	Kingston	34,203	582	1,615	21,064 50	2,598 60	322 70	661 60	23,242 20				
St. Joseph's Hosp.	London	20,002	693	1,556	12,537 30		36 50	116 40	12,457 40				
Victoria Hospital	London	64,748	6,283	1,842	40,029 70		267 50	1,036 70	39,260 50				
Ottawa Civic Hosp.	Ottawa	82,789	2,623	2,266	51,815 50	211 40	540 20	313 50	52,253 60				
Ottawa General	Ottawa	52,867	680	2,262	32,466 80	98 00		159 00	32,405 80				
St. Joseph's Hosp.	Sudbury	18,023	1,266	1,345	11,343 90	8,361 40		72 00	19,633 30				
Hosp. Sick Children	Toronto	110,309	9,485		67,133 90	5,147 00	1,875 80	1,059 80	73,096 30				
St. Joseph's Hosp.	Toronto	58,163	2,216	3,175	36,071 90	183 40	102 30	958 40	35,399 20				
St. Michael's Hosp.	Toronto	108,413	2,872	7,284	67,520 20	1,041 85	161 60	1,006 00	67,717 65				
Toronto General	Toronto	230,746	5,272	9,613	141,858 70	6,638 03	414 70	1,167 05	147,744 38				
Toronto Western	Toronto	81,518	2,221	5,784	50,868 10	1,178 40		228 00	51,818 50				
Totals		1,032,151	41,917	57,916	640,857 10	37,978 18	5,637 80	8,145 55	676,327 53				
GRAND TOTALS:													
Public General Hospitals		1,697,117	81,553	127,659	1,064,723 20	91,749 88	10,499 60	25,439 15	1,141,523 53				
Red Cross Outposts		27,154	514	5,599	18,023 50	10,592 03		242 60	28,372 93				
GRAND TOTALS Including Red Cross		1,724,271	82,067	133,258	1,082,746 70	102,331 91	10,499 60	25,681 75	1,169,896 46				

					20	308	308	431 20	6	65	45 50	476 70
Queen Victoria Memorial Hospital.....	North Bay
Lord Dufferin Hospital.....	Orangeville
Willett Hospital.....	Paris	365
Parry Sound General Hospital.....	Parry Sound	1	120	277	61	1,513	286	2,261 20	10	115	80 20	2,341 45
St. Joseph's General Hospital.....	Parry Sound	1	120	277	111	2,414	1,921	3,663 00	21	222	155 40	3,818 35
Great War Memorial Hospital.....	Perth
Charlotte Eleanor Englehart Hospital.....	Petrolia
Prince Edward County Hospital.....	Pictou	1	120	246
Scott Memorial Hospital.....	Seaford
General Hospital.....	Stouxt Lookout	25	451	399	659 70	3	28	19 60	679 35
Smith's Falls Public Hospital.....	Smith's Falls	2	120	748
St. Francis General Hospital.....	Smith's Falls	1	120	487
Strathroy General Hospital.....	Strathroy	2	120	718
St. Jean de Brebeux Hospital.....	Sturgeon Falls	67	906	906	1,268 40	4	43	30 10	1,298 50
Soldiers' Memorial Hospital.....	Tillsonburg
Lockwood Clinic Hospital.....	Toronto	1	171	120	264 90	264 90
St. John's Hospital.....	Toronto	1	120	516
County of Bruce General Hospital.....	Walkerton
Totals.....		19	960	7,328	1,015	17,326	15,147	25,424 90	128	1,294	905 20	26,340 00
GROUP 3												
Capacity, 51 to 100 Beds												
Royal Victoria Hospital.....	Barrie
Brockville General Hospital.....	Brockville	1	120	365
St. Vincent de Paul Hospital.....	Brockville	1	120	296
Public General Hospital.....	Chatham	1	120	365
St. Joseph's Hospital.....	Chatham
Colourne General Hospital.....	Colourne	3	109	1,095
Lady Minto Hospital.....	Corbrance	1	120	365
General and Marine Hospital.....	Collingwood	2	120	654
Cornwall General Hospital.....	Cornwall	1	120	364
Galit General Hospital.....	Galit	2	240	747
Kenora General Hospital.....	Kenora	3	240	941
St. Joseph's Hospital.....	Kenora	3	120	1,194
Ross Memorial Hospital.....	Kenora
St. Joseph's General Hospital.....	North Bay	1	120	482
Orillia Soldiers' Memorial Hospital.....	Orillia
Oshawa General Hospital.....	Oshawa
Protestant Children's Hospital.....	Oshawa
S. A. Grace Hospital.....	OGawa
General and Marine Hospital.....	Owen Sound	1	120	473
Cottage Hospital.....	Pembroke
Nicholls Hospital.....	Peterborough	2	740
St. Joseph's Hospital.....	Peterborough
Port Hope Hospital.....	Port Hope
Victoria Hospital.....	Renfrew	3	1,095	109 50
General Hospital.....	Sanit Stc. Marie	1	365	36 50
Plummer Memorial Hospital.....	Sanit Stc. Marie
Norfolk General Hospital.....	Simcoe
St. Mary's Hospital.....	Timmins	1	365
S. A. Grace Hospital.....	Toronto
Welland General Hospital.....	Welland
Totals.....		27	1,200	9,886	486	11,563	8,582	17,800 00	61	628	440 20	18,240 30

PUBLIC HOSPITALS (Continued)

TABLE No. VI.—Showing days upon which grant was paid for: (1) long-stay patients in hospitals one year or more and still in residence at September 30th, 1937; (2) indigents from unorganized territory, less amounts paid with regular monthly grants during year.

Name of Hospital	Location	LONG-STAY PATIENTS					INDIGENTS FROM UNORGANIZED TERRITORY					Total grant for indigents				
		No. of patients	Days at 60c.	Days at 10c.	Amount	No. of patients	Days at \$2.00	Days at 60c.	Days at 10c.	Amount	No. of infants	Days at \$1.00	Less days at 30c.	Amount	\$	c.
GROUP 4																
Capacity, 101 to 200 Beds																
Belleville General Hospital	Belleville	1	120	373	109 30											63 00
Hotel Dieu Hospital	Cornwall	4	240	1,675	311 50											28 10
Guelph General Hospital	Guelph	3	120	1,312	203 20											1,085 10
St. Joseph's Hospital	Hamilton	1	120	252	97 20											3,549 50
Kitchener-Waterloo Hospital	Kitchener	1	120	283	100 30											63 00
St. Mary's Hospital	Niagara Falls	3	1,095	1,095	109 50	2	15	45								1,085 10
Niagara Falls General Hospital	Pembroke	1	1,400	1,400	36 50	41	755	755	149							147 20
Port Arthur General Hospital	Port Arthur	1	365	365	352 70	142	2,480	2,326								28 00
St. Joseph's General Hospital	St. Catharines	8	120	2,807												40 60
St. Catharines General Hospital	St. Catharines															28 00
Memorial Hospital	St. Thomas															4,941 40
Sarnia General Hospital	Sarnia															28 00
Stratford General Hospital	Stratford				36 50											40 60
Mount Sinai Hospital	Toronto	1	365	365		1	20	20								28 00
Toronto East General Hospital	Toronto															40 60
The Wellesley Hospital	Toronto					1	29	29								28 00
Women's College Hospital	Toronto	2	730	730	73 00											28 00
Hotel Dieu Hospital	Windsor	1	120	338	105 80	2	20	20								4,941 40
Metropolitan General Hospital	Windsor	2	120	544	126 40											175 30
S.A. Grace Hospital	Windsor															12,520 10
Woodstock General Hospital	Woodstock	2	1,080	11,599	1,807 90	189	3,349	3,195	149							2,598 60
Totals		32	1,080	11,599	1,807 90	189	3,349	3,195	149							2,598 60
GROUP 5																
Capacity, 201 and Over																
Brantford General Hospital	Brantford	2	14	365	44 90											179 10
McKellar General Hospital	Fort William	27	1,080	9,736	1,621 60	185	7,289	3,666	374							12,520 10
Hamilton General (including Mt. Hamilton Branch)	Hamilton															2,598 60
Hotel Dieu Hospital	Kingston	5	120	1,780	250 00											211 40
Kingston General Hospital	Kingston	7	120	2,507	322 70	4	1,494	480	1,014							98 00
St. Joseph's Hospital	London	1	240	365	36 50											8,361 40
Victoria Civic Hospital	London	4	240	1,235	267 50											5,137 00
Ottawa Civic Hospital	Ottawa	6	600	1,802	340 20	7	151	151								183 40
Ottawa General Hospital	Ottawa															1,031 85
St. Joseph's Hospital	Sudbury	24	1,560	9,398	1,875 80	333	5,678	5,359	319							6,038 03
Hospital for Sick Children	Toronto	1	120	303	102 30	42	3,140	1,782	758							1,178 40
St. Joseph's Hospital	Toronto	2	120	896	101 60	14	729	686	45							3,476 980
St. Michael's Hospital	Toronto	4	480	1,267	414 70	113	4,616	4,264	355							10,592 03
Toronto General Hospital	Toronto					17	799	692	107							6 30
Toronto Western Hospital	Toronto															3,476 980
Totals		83	4,454	29,654	5,637 80	725	24,103	17,281	2,972							37,978 18
GRAND TOTALS:																
Public General Hospitals		162	7,694	58,832	10,499 60	2,596	59,037	46,901	6,278							2,434 40
Red Cross Outposts						489	6,846	6,245	553							702 00
GRAND TOTALS Including Red Cross		162	7,694	58,832	10,499 60	3,085	65,883	53,146	6,831							3,136 40
																102,331 91

NOTE.—Small differences are due to odd amounts paid on account by patients.

RED CROSS OUTPOST HOSPITALS

TABLE No. I.—Showing the bed capacity, both adult and nursery, together with the movement of patients in each hospital separately.

Name of Hospital	Location	Bed Capacity		Pa-tients in residence on Oct. 1st, 1936	Pa-tients ad-mitted during year ending Sept. 30th, 1937	No. of births during year	Total No. of pa-tients treated during year	No. of pa-tients dis-charged during year	No. of deaths	No. of still-births	Pa-tients remain-ing in resi-dence on Sept. 30th, 1937
		Adults	Nurs-ery cots								
Bed capacity, 1 to 83											
Red Cross Outpost	Apsley	5	1		35	12	47	47			
Red Cross Outpost	Atikokan	3	1		11	3	14	14			
Red Cross Outpost	Bancroft	8	3	11	257	80	348	327	10	3	8
Red Cross Outpost	Blind River	26	5	3	197	41	241	221	6		14
Red Cross Outpost	Bracebridge	23	5	13	592	38	643	601	34	4	3
Red Cross Outpost	Coe Hill	6	1	1	30	24	55	48	4		14
Red Cross Outpost	Dryden	30	6	17	559	85	661	625	19	3	1
Red Cross Outpost	Englehart	10	4	9	242	72	323	316	4	2	8
Red Cross Outpost	Espanola	10	4	10	194	23	227	206	10	3	1
Red Cross Outpost	Haliburton	4	2		57	9	66	62	3		2
Red Cross Outpost	Hawk Junction	9	2		54	2	56	56			2
Red Cross Outpost	Hornepayne	6	2		64	11	75	69	3	1	2
Red Cross Outpost	Jellicoe	6		1	97	3	101	97	2		2
Red Cross Outpost	Kakabeca Falls	3	1	1	16	14	31	31			71
Kirkland Dist. Hosp.	Kirkland Lake	66	17	69	2,107	266	2,442	2,284	74	13	7
Red Cross Outpost	Lion's Head	5	3	1	44	26	71	60	3	1	15
Red Cross Outpost	Mindemoya	15	3	5	311	46	362	335	9	3	7
Red Cross Outpost	Nakina	7	1		139	16	155	143	4	1	11
Lady Minto Hospital	New Liskeard	18	5	10	259	47	316	282	19	4	2
Red Cross Outpost	Port Loring	3	2		32	26	58	57	1		9
Red Cross Outpost	Quibell	3	2	2	14	5	21	19			2
Red Cross Outpost	Rainy River	9	3	8	203	76	287	269	7	2	2
Red Cross Outpost	Redditt	4	1	1	17	7	25	23	2		2
Red Cross Outpost	Richard's Landing	8	3	1	120	28	149	136	9	2	1
Red Cross Outpost	Thessalon	12	2	4	198	42	244	216	19		9
Red Cross Outpost	Whitney	4	2	1	38	9	48	45	1	1	1
Red Cross Outpost	Wilberforce	3	1		15	6	21	21			9
Red Cross Car.		4			51	2	53	52	1		2
Totals		310	82	168	5,953	1,019	7,140	6,662	244	43	191

TABLE No. II.—Showing the collective stay in days of the patients admitted and infants born in the hospital, also the average stay in days each patient was under treatment.

Name of Hospital	Location	Total patients treated during year	Total collective days' stay of adult patients during year	Total collective days' stay of infants born during year	Total collective days' stay of all patients treated during year	Average days' stay of all patients in-cluding infants	Average No. of patients in hospital daily	No. of gradu-ate and profes-sional staff	No. of other em-ployees in-cluding nurses-in-training	Percent- age of beds occu-pied during year
Red Cross Outpost	Atikokan	14	175	23	198	14.1	.5	1	1	13.6
Red Cross Outpost	Bancroft	348	1,853	724	2,577	7.4	1.1	3	2	61.7
Red Cross Outpost	Blind River	241	2,055	345	2,400	10.0	6.6	3	4	21.2
Red Cross Outpost	Bracebridge	643	4,267	434	4,701	7.3	10.1	6	6	46.0
Red Cross Outpost	Coe Hill	55	210	188	398	7.2	1.1	1	2	15.6
Red Cross Outpost	Dryden	661	5,094	807	5,901	8.9	16.2	5	3	44.9
Red Cross Outpost	Englehart	323	2,030	716	2,746	8.4	7.5	3	4	53.7
Red Cross Outpost	Espanola	227	2,665	216	2,881	12.7	7.9	2	3	54.4
Red Cross Outpost	Haliburton	66	316	82	398	6.0	1.1	1	1	18.2
Red Cross Outpost	Hawk Junction	56	378	16	394	7.0	1.1	1	1	9.8
Red Cross Outpost	Hornepayne	75	335	94	429	5.7	1.2	1	1	14.7
Red Cross Outpost	Jellicoe	101	1,103	20	1,123	11.1	3.1	2	1	51.3
Red Cross Outpost	Kakabeca Falls	31	148	128	276	9.0	.8	1	1	18.9
Kirkland Dist. Hosp.	Kirkland Lake	2,442	20,889	2,769	23,658	9.7	64.8	23	23	78.1
Red Cross Outpost	Lion's Head	71	284	182	466	6.6	1.3	1	1	16.0
Red Cross Outpost	Mindemoya	362	2,315	422	2,737	7.6	7.5	4	3	41.7
Red Cross Outpost	Nakina	155	903	133	1,036	6.7	2.8	2	2	35.5
Lady Minto Hospital	New Liskeard	316	2,916	458	3,374	10.7	9.2	2	3	40.3
Red Cross Outpost	Port Loring	58	274	235	509	8.8	1.4	1	1	27.9
Red Cross Outpost	Quibell	21	106	56	162	7.7	.4	1	1	8.9
Red Cross Outpost	Rainy River	287	2,133	712	2,845	10.0	7.8	3	2	65.0
Red Cross Outpost	Redditt	25	142	49	191	7.6	.5	1	1	10.5
Red Cross Outpost	Richard's Land.	149	1,049	234	1,283	8.6	3.5	2	2	32.0
Red Cross Outpost	Thessalon	244	2,100	423	2,523	10.3	7.0	2	3	49.4
Red Cross Outpost	Whitney	48	181	71	252	5.3	.7	1	1	11.5
Red Cross Outpost	Wilberforce	21	118	59	177	8.4	.5	1	1	12.1
Red Cross Car.		53	352	18	370	7.0	1.0	1	1	25.3
Totals		7,140	54,604	9,731	64,335	9.0	176.3	76	76	45.0

RED CROSS OUTPOST HOSPITALS (Continued)

TABLE No. III.—Showing the cost of operating the hospitals, also the average daily cost of each patient.

Name of Hospital	Location	Total collective days' stay of all patients	Percent- age of service devoted to hospital	Cost of dietaries		Other operating costs		Total operating cost		Average daily per capita cost*
				\$	c.	\$	c.	\$	c.	
Red Cross Outpost.....	Bancroft.....	2,577	100	967	00	5,622	61	6,589	61	2 56
Red Cross Outpost.....	Blind River.....	2,400	100	1,252	36	6,131	44	7,383	80	3 08
Red Cross Outpost.....	Bracebridge.....	4,701	100	2,607	45	11,902	11	14,509	56	3 09
Red Cross Outpost.....	Dryden.....	5,901	100	3,175	40	11,338	68	14,514	08	2 46
Red Cross Outpost.....	Englehart.....	2,746	100	1,199	21	6,409	55	7,608	76	2 77
Red Cross Outpost.....	Espanola.....	2,881	100	1,347	76	7,528	37	8,876	13	3 08
Red Cross Outpost.....	Hawk Junction.....	394	100	397	43	2,169	08	2,466	51	6 26
Kirkland District Hospital.....	Kirkland Lake.....	23,658	100	14,115	63	60,259	99	74,375	62	3 14
Lady Minto Hospital.....	New Liskeard.....	3,374	100	1,533	88	8,508	41	10,042	29	2 98
Red Cross Outpost.....	Rainy River.....	2,845	100	1,040	65	5,609	50	6,650	15	2 34
Red Cross Outpost.....	Thessalon.....	2,523	100	1,034	27	5,494	43	6,528	70	2 60
Totals.....		54,000	100	28,571	04	130,974	17	159,545	21	2 95
The following Outposts maintain Public Health and Visiting Nursing Service throughout the District. The total costs shown include this service.										
Red Cross Outpost.....	Apsley.....	330	39	422	04	2,777	50	3,199	54	3 79
Red Cross Outpost.....	Atikokan.....	198	17	381	87	2,294	78	2,676	65	2 30
Red Cross Outpost.....	Coe Hill.....	398	55	461	14	3,042	28	3,503	42	4 84
Red Cross Outpost.....	Haliburton.....	398	44	479	83	3,309	03	3,788	86	4 19
Red Cross Outpost.....	Hornepayne.....	429	63	598	59	2,747	18	3,345	77	4 98
Red Cross Outpost.....	Jellicoe.....	1,123	85	971	14	3,803	70	4,774	84	3 62
Red Cross Outpost.....	Kakabeka Falls.....	276	31	340	33	2,595	03	2,935	36	3 30
Red Cross Outpost.....	Lion's Head.....	466	45	485	16	2,840	93	3,326	09	3 22
Red Cross Outpost.....	Mindemoya.....	2,737	81	1,189	74	7,644	97	8,834	71	2 61
Red Cross Outpost.....	Nakina.....	1,036	81	926	24	4,247	24	5,173	48	4 04
Red Cross Outpost.....	Port Loring.....	509	59	509	53	2,576	13	3,085	66	3 58
Red Cross Outpost.....	Quibell.....	162	22	196	64	1,933	02	2,129	66	2 93
Red Cross Outpost.....	Redditt.....	191	27	376	56	2,250	76	2,627	32	3 71
Red Cross Outpost.....	Richard's Landing.....	1,283	60	613	20	4,541	81	5,155	01	2 42
Red Cross Outpost.....	Whitney.....	252	32	325	31	2,258	49	2,583	60	3 28
Red Cross Outpost.....	Wilberforce.....	177	23	260	61	1,875	30	2,135	91	2 78
Red Cross Car.....		370	76	730	37	3,032	60	3,762	97	7 73
Totals.....		10,335	56.3	9,268	30	53,770	75	63,039	05	3 43
GRAND TOTALS.....		64,335	87.6	37,839	34	184,744	92	222,584	26	3 03

*Hospital patients only.

†In operation 4 months only.

TABLE No. IV.—Showing the sources of income of hospitals.

Name of Hospital	Location	Income from patients for treatment, miscellaneous sales, etc.		Income from municipalities		Income from donations, bequests and other gratuitous sources		Total income from all sources other than Government grant	
		\$	c.	\$	c.	\$	c.	\$	c.
Red Cross Outpost.....	Apsley.....	616	55	86	15	458	75	1,161	45
Red Cross Outpost.....	Atikokan.....	400	10			550	18	950	28
Red Cross Outpost.....	Bancroft.....	3,805	00	780	80	529	83	5,115	63
Red Cross Outpost.....	Blind River.....	3,517	98	161	00			3,678	98
Red Cross Outpost.....	Bracebridge.....	11,552	21	2,390	40	1,760	39	15,703	00
Red Cross Outpost.....	Coe Hill.....	766	61			528	20	1,294	81
Red Cross Outpost.....	Dryden.....	7,197	35	1,399	85	1,859	36	10,456	56
Red Cross Outpost.....	Englehart.....	2,383	10	867	75	1,021	47	4,272	32
Red Cross Outpost.....	Espanola.....	4,860	50	362	25	667	78	5,890	53
Red Cross Outpost.....	Haliburton.....	776	18	5	25	1,347	89	2,129	32
Red Cross Outpost.....	Hawk Junction.....	1,201	70			8,123	52	9,325	22
Red Cross Outpost.....	Hornepayne.....	908	65			500	02	1,408	67
Red Cross Outpost.....	Jellicoe.....	2,950	78			1,859	84	4,810	62
Red Cross Outpost.....	Kakabeka Falls.....	484	65			400	65	885	30
Kirkland District Hospital.....	Kirkland Lake.....	82,712	08	4,673	25	5,659	58	93,044	91
Red Cross Outpost.....	Lion's Head.....	799	63			446	33	1,245	96
Red Cross Outpost.....	Mindemoya.....	5,923	19	267	50	1,505	72	7,696	41
Red Cross Outpost.....	Nakina.....	2,076	07			631	14	2,707	21
Lady Minto Hospital.....	New Liskeard.....	6,599	92	577	50	1,370	06	8,547	48
Red Cross Outpost.....	Port Loring.....	763	66			243	91	1,007	57
Red Cross Outpost.....	Quibell.....	258	92			228	13	487	05
Red Cross Outpost.....	Rainy River.....	4,156	08	591	25	596	16	5,343	49
Red Cross Outpost.....	Redditt.....	489	70			431	15	920	85
Red Cross Outpost.....	Richard's Landing.....	2,357	42	200	40	933	05	3,499	87
Red Cross Outpost.....	Thessalon.....	3,618	41	417	30	797	55	4,833	26
Red Cross Outpost.....	Whitney.....	419	00			362	57	781	57
Red Cross Outpost.....	Wilberforce.....	334	35	75	45	100	68	510	48
Red Cross Car.....		1,047	40			87	00	1,134	40
Totals.....		152,977	19	12,865	10	33,000	91	198,843	20

RED CROSS OUTPOST HOSPITALS (Continued)

TABLE No. V.—Showing the basis on which the statutory aid is granted.

Name of Hospital	Location	Days at 60c.	Infant days at 30c.	Over-time days at 10c.	Total per diem grant		Indigents from unorganized territory		Adjustments and deductions		Total Provincial aid	
					\$	c.	\$	c.	\$	c.	\$	c.
Red Cross Outpost	Apsley	194	117		151	50					151	50
Red Cross Outpost	Atikokan	157	23		101	10	124	15			225	25
Red Cross Outpost	Bancroft	1,508	637		1,095	90					1,095	90
Red Cross Outpost	Blind River	1,137	224		749	40	909	70			1,659	10
Red Cross Outpost	Bracebridge	4,253	174	7	2,604	70	15	40	7	20	2,612	90
Red Cross Outpost	Coe Hill	207	185		179	70					179	70
Red Cross Outpost	Dryden	3,074	747	247	2,093	20	2,903	55	108	80	4,887	95
Red Cross Outpost	Englehart	1,693	619		1,201	50	1,277	75	7	80	2,471	45
Red Cross Outpost	Espanola	1,340	137	79	853	00	1,408	05			2,261	05
Red Cross Outpost	Haliburton	165	75		121	50					121	50
Red Cross Outpost	Hawk Junction	47			28	20	130	20			158	40
Red Cross Outpost	Hornepayne	84	22		57	00	43	40			100	40
Red Cross Outpost	Jellicoe	203	17	25	129	40	221	10			350	50
Red Cross Outpost	Kakabeca Falls	155	128		131	40	86	15			217	55
Kirkland District Hospital	Kirkland Lake	4,763	284	2	2,943	20	1,516	45	115	80	4,343	85
Red Cross Outpost	Lion's Head	247	143		191	10					191	10
Red Cross Outpost	Mindemoya	1,812	296		1,176	00	26	60			1,202	60
Red Cross Outpost	Nakina	180	41		120	30	201	20			321	50
Lady Minto Hospital	New Liskeard	1,340	188	154	875	80	595	70			1,471	50
Red Cross Outpost	Port Loring	211	179		180	30	190	40			370	70
Red Cross Outpost	Quibell	59	28		43	80	44	10			87	90
Red Cross Outpost	Rainy River	1,518	657		1,107	90	355	15			1,463	05
Red Cross Outpost	Redditt	148	38		100	20	5	60			105	80
Red Cross Outpost	Richard's Landing	810	233		555	00					555	00
Red Cross Outpost	Thessalon	1,338	277		885	00	360	58	3	00	1,243	48
Red Cross Outpost	Whitney	117	71		91	50	149	80			241	30
Red Cross Outpost	Wilberforce	117	59		87	90					87	90
Red Cross Car		277			166	20	27	00			193	20
Totals		27,154	5,599	514	18,023	50	10,592	03	242	60	28,372	93

TABLE No. VI.—Showing days upon which grant was paid for indigents from unorganized territory, less amounts paid with regular monthly grants during year.

Name of Hospital	Location	No. of patients	Days at \$2.00	Less		Amount	No. of infants	Days at \$1.00	Less days at 30c.	Amount	Total grant
				Days at 60c.	Days at 10c.						
Red Cross Outpost	Apsley										
Red Cross Outpost	Atikokan	2	85	85		119 00	1	7	6	5 20	124 15
Red Cross Outpost	Bancroft					826 00	14	117	111	83 70	909 70
Red Cross Outpost	Blind River	63	587	580		15 40					15 40
Red Cross Outpost	Bracebridge	1	11	11							
Red Cross Outpost	Coe Hill										
Red Cross Outpost	Dryden	136	1,848	1,606	232	2,709 20	29	278	279	194 30	2,903 55
Red Cross Outpost	Englehart	75	771	771		1,079 40	26	283	282	198 40	1,277 75
Red Cross Outpost	Espanola	48	965	885	78	1,391 20	2	24	24	16 80	1,408 05
Red Cross Outpost	Haliburton										
Red Cross Outpost	Hawk Junction	5	93	93		130 20					130 20
Red Cross Outpost	Hornepayne	3	31	31		43 40					43 40
Red Cross Outpost	Jellicoe	2	149	124	25	221 10					221 10
Red Cross Outpost	Kakabeca Falls	5	40	39		56 60	5	42	42	29 40	86 15
Kirkland Dist. Hospital	Kirkland Lake	66	1,049	971	64	1,509 00	1	11	12	7 40	1,516 45
Red Cross Outpost	Lion's Head										
Red Cross Outpost	Mindemoya	4	19	19		26 60	2	18	18	12 60	201 20
Red Cross Outpost	Nakina	14	133	129		188 60	1	11	11	7 70	595 70
Lady Minto Hosp.	New Liskeard	8	365	211	154	588 00	1	18	17	50 40	190 40
Red Cross Outpost	Port Loring	11	100	100		140 00	8	72	72	50 40	190 40
Red Cross Outpost	Quibell	4	27	27		37 80	1	9	9	6 30	44 10
Red Cross Outpost	Rainy River	12	228	228		319 20	5	51	50	36 00	355 15
Red Cross Outpost	Redditt	1	4	4		5 60					5 60
Red Cross Outpost	Richard's Land.										
Red Cross Outpost	Thessalon	18	252	251		353 40	1	10	10	7 00	360 58
Red Cross Outpost	Whitney	10	80	80		112 00	6	54	54	37 80	149 80
Red Cross Outpost	Wilberforce										
Red Cross Car		1	9			18 00	1	9		9 00	27 00
Totals		489	6,846	6,245	553	9,889 70	103	996	980	702 00	10,592 03

NOTE.—Small differences are due to odd amounts paid on account by patients.

SANATORIA FOR CONSUMPTIVES

TABLE No. I.—Showing the bed capacity, together with the movement of patients in each institution separately.

Name of Sanatoria	Location	Bed capacity		Patients in residence on Oct. 1st, 1936	Patients admitted during year ending Sept. 30th, 1937	No. of births during year	Total No. of patients treated during year	No. of patients discharged during year	No. of deaths	No. of patients in residence on Sept. 30th, 1937
		Adult beds	Children's beds							
Brant Sanatorium	Brantford	68	42	67	72	139	55	11	73
Fort William Sanatorium	Fort William	102	2	98	134	232	112	17	103
Muskoka Hosp. for Consumptives	Gravenhurst	440	410	394	804	295	70	439
St. Mary's-on-the-Lake Sanatorium	Haileybury	102	13	91	124	215	92	26	97
Mountain Sanatorium	Hamilton	556	44	576	513	1	1,000	402	102	586
Kingston Sanatorium	Kingston	35	35	61	96	45	14	37
Freeport Sanatorium	Kitchener	138	2	120	133	253	86	21	146
Queen Alexandra Sanatorium	London	574	30	507	686	1,193	587	92	514
Royal Ottawa Sanatorium	Ottawa	175	35	188	165	353	117	48	188
Niagara Peninsula Sanatorium	St. Catharines	84	1	78	97	175	89	10	76
The I.O.D.E. Preventorium	Toronto	128	79	233	312	208	104
Toronto H. for Consumptives and Queen Mary H. for Con. Child.	Weston	488	84	488	393	3	884	235	141	508
Essex County Sanatorium	Windsor	100	30	113	112	225	80	20	125
East Windsor Sanatorium*	Windsor	40	25	10	35	32	3
Totals		2,902	411	2,875	3,127	4	6,006	2,435	575	2,996

TABLE No. II.—Showing the collective stay in days of the patients admitted to and infants born in the institution, and the average stay in days each patient was under treatment.

Name of Sanatoria	Location	Total No. of patients treated during year	Total collective days' stay of all patients during year	Average days' stay of each patient during year	Average No. of patients in sanatoria daily	No. of graduate and professional staff	No. of all other employees, including nurses-in-training	Percentage of beds occupied during year
Brant Sanatorium	Brantford	139	26,937	193.8	73.8	11	23	67.1
Fort William Sanatorium	Fort William	232	37,007	159.5	101.4	12	21	97.5
Muskoka Hosp. for Consumptives	Gravenhurst	804	156,092	194.1	427.6	55	171	97.2
St. Mary's-on-the-Lake Sanatorium	Haileybury	215	34,542	160.7	94.6	24	49	82.3
Mountain Sanatorium	Hamilton	1,090	216,903	199.0	594.2	86	256	99.0
Kingston Sanatorium	Kingston	96	12,486	130.0	34.2	6	14	97.7
Freeport Sanatorium	Kitchener	253	48,636	192.2	133.2	19	30	95.2
Queen Alexandra Sanatorium	London	1,193	181,556	152.2	497.4	67	224	82.4
Royal Ottawa Sanatorium	Ottawa	353	70,340	199.3	192.7	33	65	91.8
Niagara Peninsula Sanatorium	St. Catharines	175	28,853	164.9	79.2	16	21	93.0
The I.O.D.E. Preventorium	Toronto	312	31,343	100.5	85.9	7	46	67.1
Toronto Hosp. for Consumptives and Queen Mary H. for Con. Child.	Weston	884	183,846	208.0	503.7	111	236	88.1
Essex County Sanatorium	Windsor	225	43,880	195.0	120.2	19	45	92.5
East Windsor Sanatorium*	Windsor	35	2,942	84.0	8.1	2	10	20.1
Totals		6,006	1,075,363	179.0	2,946.2	468	1,211	88.9

TABLE No. III.—Showing the cost of operating the sanatoria and the average daily cost of each patient.

Name of Sanatoria	Location	Total collective days' stay of all patients	Interest and sinking fund charges		Total cost of dietaries	Other operating costs	Total operating cost		Average daily per capita cost
			\$	c.			\$	c.	
Brant Sanatorium	Brantford	26,937	11,941 98	33,525 96	45,467 94	1 69	
Fort William Sanatorium	Fort William	37,007	10,901 92	17,881 07	40,645 13	58,526 20	1 58	
Muskoka Hosp. for Consumptives	Gravenhurst	156,092	97,226 86	232,880 80	330,107 66	2 18	
St. Mary's-on-the-Lake Sanatorium	Haileybury	34,542	18,750 00	21,283 54	52,967 58	74,251 12	2 15	
Mountain Sanatorium	Hamilton	216,903	115,824 23	317,553 06	433,377 29	1 99	
Kingston Sanatorium	Kingston	12,486	1,725 90	9,455 03	29,144 71	38,599 74	3 09	
Freeport Sanatorium	Kitchener	48,636	3,830 44	19,876 50	56,677 86	76,554 36	1 57	
Queen Alexandra Sanatorium	London	181,556	99,282 12	303,576 83	402,858 95	2 22	
Royal Ottawa Sanatorium	Ottawa	70,340	21,384 09	30,262 36	122,941 01	153,203 37	2 18	
Niagara Peninsula Sanatorium	St. Catharines	28,853	16,899 07	54,110 78	71,009 85	2 46	
The I.O.D.E. Preventorium	Toronto	31,343	12,828 80	56,217 85	69,046 65	2 20	
Toronto H. for Consumptives and Queen Mary H. for Con. Child.	Weston	183,846	88,818 06	329,186 22	418,004 28	2 27	
Essex County Sanatorium	Windsor	43,880	21,158 97	73,627 19	94,786 16	2 16	
East Windsor Sanatorium*	Windsor	2,942	1,700 58	5,269 17	6,969 75	2 37	
Totals		1,075,363	56,592 35	564,439 17	1,708,324 15	2,272,763 32	2 11	

*Changed to Convalescent Sanatorium, February 1st, 1937.

†Includes patients on exercise.

SANATORIA FOR CONSUMPTIVES (Continued)

TABLE No. IV.—Showing the sources of income of sanatoria.

Name of Sanatoria	Location	Income from patients for treatment, miscellaneous sales, etc.	Income from municipalities	Income from property, investments, endowments, etc.	Income from donations, bequests and other gratuitous sources	Income from municipalities for debentures, etc.	Total income from all sources other than Government grants
		\$ c.	\$ c.	\$ c.	\$ c.	\$ c.	\$ c.
Brant Sanatorium.....	Brantford...	3,898 43	29,589 50	2,054 98	11,984 00		47,526 91
Fort William Sanatorium...	Fort William.	9,571 24	28,476 82		402 00		38,450 06
Muskoka Hospital for Consumptives.....	Gravenhurst.	46,625 41	186,090 60	61,695 04	6,032 51		300,443 56
St. Mary's-on-the-Lake Sanatorium.....	Haileybury...	12,570 46	27,141 50		13,078 75		52,790 71
Mountain Sanatorium.....	Hamilton.....	73,311 88	264,865 80	7,486 44	35,662 40		381,326 52
Kingston Sanatorium.....	Kingston.....	24,384 71	9,838 73	2,595 10	525 84		37,344 38
Freeport Sanatorium.....	Kitchener.....	8,041 10	66,442 60	1,286 66	3,855 91	3,830 44	83,456 71
Queen Alexandra Sanatorium	London.....	66,813 85	208,871 74	17,156 12	14,284 01		307,125 72
Royal Ottawa Sanatorium.....	Ottawa.....	18,500 80	112,367 00		800 00		131,667 80
Niagara Peninsula San.....	St. Catharines.	12,108 48	40,012 56	1,518 04	4,743 86		58,382 94
The I.O.D.E. Preventorium.	Toronto.....	954 00	36,451 75	18,899 48	3,746 35		60,051 58
Toronto H. for Con. and Queen M. H. for Con. C.	Weston.....	18,622 86	241,344 92	27,580 53	27,943 23		315,491 54
Essex County Sanatorium.....	Windsor.....	8,384 68	58,117 50	958 56	9,884 44		77,345 18
East Windsor Sanatorium*.	Windsor.....	175 75	4,945 92	2 65			5,124 32
Totals.....		303,963 65	1,314,556 94	141,233 60	132,943 30	3,830 44	1,896,527 93

TABLE No. V.—Showing the basis on which the statutory aid is granted.

Name of Sanatoria	Location	Days at 57½c.	Amount	Grant for indigents from unorganized territory.	Adjustments and deductions	Total Provincial aid
				Amount		
			\$ c.	\$ c.	\$ c.	\$ c.
Brant Sanatorium.....	Brantford.....	26,499	15,236 93	326 33		15,563 26
Fort William Sanatorium.....	Fort William.	36,212	20,821 91	18,159 77	95 23	38,886 45
Muskoka Hosp. for Consumptives ..	Gravenhurst ..	153,546	88,288 95	11,317 35	2 90	99,603 40
St. Mary's-on-the-Lake Sanatorium..	Haileybury ..	31,579	18,157 94	17,223 48	223 42	35,158 00
Mountain Sanatorium.....	Hamilton.....	206,158	118,540 85	6,855 67		125,396 52
Kingston Sanatorium.....	Kingston.....	10,872	6,251 40	67 27		6,318 67
Freeport Sanatorium.....	Kitchener.....	48,294	27,769 06	896 33		28,665 39
Queen Alexandra Sanatorium.....	London.....	172,072	98,941 41	5,387 93	178 13	104,151 21
Royal Ottawa Sanatorium.....	Ottawa.....	69,717	40,087 28	367 65	99 50	40,355 43
Niagara Peninsula Sanatorium.....	St. Catharines.	28,524	16,401 30	369 08	10 13	16,760 25
The I.O.D.E. Preventorium.....	Toronto.....	31,343	18,022 23	460 28		18,482 51
Toronto Hosp. for Consumptives and Queen Mary H. for Con. Children	Weston.....	179,439	103,177 43	11,756 25	113 18	114,820 50
Essex County Sanatorium.....	Windsor.....	43,269	24,879 68	163 88	36 45	25,007 11
East Windsor Sanatorium*.....	Windsor.....	2,942	1,691 65			1,691 65
Totals.....		1,040,466	598,268 02	73,351 27	758 94	670,860 35

TABLE No. VI.—Showing days upon which grant was paid for indigents from unorganized territory, less amounts paid with regular monthly grants during year.

Name of Sanatoria	Location	No. of patients	Days at \$2.00	Less days at 57½c.	Amount
					\$ c.
Brant Sanatorium.....	Brantford.....	2	229	229	326 33
Fort William Sanatorium.....	Fort William.	78	12,738	12,724	18,159 77
Muskoka Hospital for Consumptives.....	Gravenhurst.....	36	7,942	7,942	11,317 35
St. Mary's-on-the-Lake Sanatorium.....	Haileybury.....	69	12,087	12,088	17,223 48
Mountain Sanatorium.....	Hamilton.....	23	4,811	4,811	6,855 67
Freeport Sanatorium.....	Kitchener.....	1	46	43	67 27
Queen Alexandra Sanatorium.....	London.....	4	629	629	896 33
Royal Ottawa Sanatorium.....	Ottawa.....	37	3,781	3,781	5,387 93
Niagara Peninsula Sanatorium.....	St. Catharines.	1	258	258	367 65
The I.O.D.E. Preventorium.....	Toronto.....	3	259	259	369 08
Toronto Hosp. for Consumptives and Queen Mary H. for Con. Children.....	Weston.....	3	323	323	460 28
Essex County Sanatorium.....	Windsor.....	30	5,265	5,265	7,502 62
East Windsor Sanatorium*.....	Windsor.....	14	2,985	2,985	4,253 63
		1	115	115	163 88
Totals.....		302	51,468	51,452	73,351 27

*Changed to Convalescent Sanatorium, February 1st, 1937.

HOSPITALS FOR INCURABLES

TABLE No. I.—Showing the bed capacity, together with the movement of patients in each hospital separately.

Name of Hospital	Location	Bed capacity	Pa-tients in residence on Oct. 1st, 1936	No. ad-mitted during year ending Sept. 30th, 1937	Total No. of pa-tients treated during year	No. of pa-tients dis-charge'd during year	No. of deaths	No. of pa-tients in residence on Sept. 30th, 1937
St. Peter's Infirmary.....	Hamilton.....	70	56	69	125	25	30	70
Parkwood Hospital for Incurables.....	London.....	112	112	35	147	10	27	110
Perley Home for Incurables.....	Ottawa.....	90	78	31	109	5	28	76
St. Vincent Hospital for Incurables.....	Ottawa.....	202	186	198	384	92	111	181
Home for Incurable Children.....	Toronto.....	40	36	7	43	3	1	39
Mercy Hospital for Incurables.....	Toronto.....	154	144	86	230	32	48	150
Toronto Hospital for Incurables.....	Toronto.....	380	361	159	520	35	110	375
Totals.....		1,048	973	585	1,558	202	355	1,001

TABLE No. II.—Showing the collective stay in days of the patients admitted to the hospital, also the average stay in days each patient was under treatment.

Name of Hospital	Location	Total No. of patients treated during year	Total collec-tive days' stay of patients for year	Average days' stay of each patient for year	Average No. of patients in hos-pital daily	No. of gradu-ate and profes-sional staff	No. of all other em-ployees, including nurses-in-training	Percentage of beds occupied during year
St. Peter's Infirmary.....	Hamilton.....	125	23,204	185.6	63.6	11	19	90.8
Parkwood Hospital for Incurables.....	London.....	147	40,675	276.7	111.4	17	43	99.0
Perley Home for Incurables.....	Ottawa.....	109	27,445	251.8	75.2	10	30	83.5
St. Vincent Hosp. for Incurables.....	Ottawa.....	384	67,671	176.2	185.4	10	109	91.8
Home for Incurable Children.....	Toronto.....	43	14,007	325.7	38.4	3	26	95.9
Mercy Hospital for Incurables.....	Toronto.....	230	53,731	233.6	147.2	20	32	95.6
Toronto Hospital for Incurables.....	Toronto.....	520	133,703	257.1	366.3	59	147	96.4
Totals.....		1,558	360,436	231.3	987.5	130	406	96.8

TABLE No. III.—Showing the cost of operating the hospitals and average daily cost of each patient.

Name of Hospital	Location	Total collective days' stay of all patients	Interest and sinking fund charges	Total cost of dietaries	Other operating costs	Total operating cost	Average daily per capita cost
			\$ c.	\$ c.	\$ c.	\$ c.	\$ c.
St. Peter's Infirmary.....	Hamilton....	23,204	600 00	5,981 08	23,478 40	29,459 48	1 27
Parkwood Hospital for Incurables.....	London.....	40,675		12,239 01	48,495 71	60,734 72	1 49
Perley Home for Incurables.....	Ottawa.....	27,445		6,930 85	35,298 14	42,228 99	1 54
St. Vincent Hosp. for Incurables.....	Ottawa.....	67,671	15,497 65	23,691 58	64,120 18	87,811 76	1 30
Home for Incurable Children.....	Toronto.....	14,007		5,374 85	22,542 86	27,917 71	1 99
Mercy Hospital for Incurables.....	Toronto.....	53,731		17,975 18	68,510 57	86,485 75	1 61
Toronto Hospital for Incurables.....	Toronto.....	133,703		70,883 29	190,790 86	261,674 15	1 96
Totals.....		360,436	16,097 65	143,075 84	453,236 72	596,312 56	1 65

HOSPITALS FOR INCURABLES (Continued)

TABLE No. IV.—Showing the sources of income of hospitals.

Name of Hospital	Location	Income from patients for treatment, miscellaneous sales, etc.		Income from municipalities		Income from property, investments, endowments, etc.		Income from donations, bequests and other gratuitous sources		Grants from municipalities for building debentures, etc.		Total income from all sources other than Government grants	
		\$	c.	\$	c.	\$	c.	\$	c.	\$	c.	\$	c.
St. Peter's Infirmary.....	Hamilton.....	13,249	72	23,630	14	1,731	74	490	23			39,101	83
Parkwood Hosp. for Incurables...	London.....	24,013	40	35,192	64	4,780	16	130	55			64,116	75
Perley Home for Incurables.....	Ottawa.....	16,068	38	17,900	50	1,611	75	1,778	82			37,359	45
St. Vincent Hosp. for Incurables...	Ottawa.....	20,751	11	74,056	18	220	17	11,947	08			106,974	54
Home for Incurable Children.....	Toronto.....	1,288	50	4,243	30	5,549	14	25,967	26			37,048	20
Mercy Hospital for Incurables.....	Toronto.....	3,791	50	74,044	00	3,114	30					80,949	80
Toronto Hospital for Incurables...	Toronto.....	28,439	65	175,661	06	9,698	82	13,047	88			226,847	41
Totals.....		107,602	26	404,727	82	26,706	08	53,361	82			592,397	98

TABLE No. V.—Showing the basis on which the statutory aid is granted.

Name of Hospital	Location	Days at 40c.	Amount		Grants for indigents from unorganized territory. Amount.		Adjustments and deductions		Total Provincial aid		
			\$	c.	\$	c.	\$	c.	\$	c.	
St. Peter's Infirmary.....	Hamilton.....	20,777		8,310	80	651	20			8,962	00
Parkwood Hospital for Incurables...	London.....	39,310		15,724	00			1	80	15,722	20
Perley Home for Incurables.....	Ottawa.....	24,666		9,866	40					9,866	40
St. Vincent Hosp. for Incurables...	Ottawa.....	65,260		26,104	00	5,795	30			31,899	30
Home for Incurable Children.....	Toronto.....	13,845		5,538	00	182	50			5,720	50
Mercy Hospital for Incurables.....	Toronto.....	53,001		21,200	40					21,200	40
Toronto Hospital for Incurables...	Toronto.....	124,717		49,886	80	1,588	80	7	02	51,468	58
Totals.....		341,576		136,630	40	8,217	80	8	82	144,839	38

TABLE No. VI.—Showing days upon which grant was paid for indigents from unorganized territory, less amounts paid with regular monthly grants during year.

Name of Hospital	Location	No. of patients	Days at \$2.00	Less days at 40c.	Amount		
					\$	c.	
St. Peter's Infirmary.....	Hamilton.....	3	407	407		651	20
Parkwood Hospital for Incurables...	London.....						
Perley Home for Incurables.....	Ottawa.....						
St. Vincent Hospital for Incurables...	Ottawa.....	13	3,623	3,627		5,795	30
Home for Incurable Children.....	Toronto.....	1	*365			182	50
Mercy Hospital for Incurables.....	Toronto.....						
Toronto Hospital for Incurables...	Toronto.....	5	993	993		1,588	80
Totals.....		22	5,388	5,027		8,217	80

*A rate of 50c. a day has been arranged.

CONVALESCENT HOSPITALS

TABLE No. I.—Showing the bed capacity, together with the movement of patients in each hospital separately.

Name of Hospital	Location	Bed capacity	Patients in residence, Oct. 1st, 1936	No. of patients admitted during year	Total No. of patients treated during year	No. of patients discharged during year	No. of deaths	Patients still in residence on Sept. 30th, 1937
Children's Convalescent Camp*	Burlington...	32	..	47	47	47
Blue Mountain Camp for Crippled Children*	Collingwood	16	..	63	63	63
St. John's Convalescent Hospital†	Newtonbrook	67	..	150	150	121	2	27
Civitan Convalescent Camp*	Toronto	26	..	62	62	62
Hillcrest Convalescent Hospital	Toronto	35	27	255	282	259	2	21
East Windsor Convalescent Hospital†	Windsor	24	..	58	58	37	4	17
East Windsor Convalescent Sanatorium‡	Windsor	17	..	36	36	18	3	15
Totals		217	27	671	698	607	11	80

TABLE No. II.—Showing the collective stay in days of the patients admitted to the hospital, also the average stay in days each patient was under treatment.

Name of Hospital	Location	Total patients treated	Total days' stay	Average days' stay of each patient	Average number of patients in hospital daily	Number of graduate staff	All other employees
Children's Convalescent Camp*	Burlington...	47	1,176	25.0	19.0	3	2
Blue Mountain Camp for Crippled Children*	Collingwood	63	858	13.6	13.8	3	3
St. John's Convalescent Hospital†	Newtonbrook	150	3,607	24.0	17.6	12	17
Civitan Convalescent Camp*	Toronto	62	1,189	19.2	19.2	2	2
Hillcrest Convalescent Hospital	Toronto	282	9,898	35.1	27.1	3	6
East Windsor Convalescent Hospital†	Windsor	58	4,632	79.2	19.1	1	6
East Windsor Convalescent Sanatorium‡	Windsor	36	3,921	109.0	16.2	1	3
Totals		698	25,281	36.2	132.0	25	39

TABLE No. III.—Showing the cost of operating the hospitals, and the average daily cost of each patient.

Name of Hospital	Location	Total collective days' stay of all patients	Interest and sinking fund charges	Total cost of dietaries	Other operating costs	Total operating cost	Average daily per capita cost
			\$ c.	\$ c.	\$ c.	\$ c.	\$ c.
Children's Convalescent Camp*(a)	Burlington						
Blue Mountain Camp for Crippled Children*	Collingwood						
St. John's Convalescent Hospital†	Newtonbrook	3,607		3,286 40	15,620 66	18,907 06	5 24
Civitan Convalescent Camp* (b)	Toronto						
Hillcrest Convalescent Hospital	Toronto	9,898		4,212 11	11,900 99	16,113 10	1 63
East Windsor Convalescent Hospital†	Windsor	4,632		3,401 17	10,538 32	13,939 49	1 63
East Windsor Convalescent Sanatorium‡	Windsor	3,921					
Totals		22,058		10,899 68	38,059 97	48,959 65	2 22

TABLE No. IV.—Showing the sources of income of hospitals.

Name of Hospital	Location	Income from patients	Income from municipalities	Income from investments, etc.	Donations and bequests	Total income other than Provincial aid
		\$ c.	\$ c.	\$ c.	\$ c.	\$ c.
Children's Convalescent Camp* (a)	Burlington					
Blue Mountain Camp for Crippled Children*	Collingwood					
St. John's Convalescent Hospital†	Newtonbrook	8,996 54	1,405 00	573 19	5,365 82	16,340 55
Civitan Convalescent Camp* (b)	Toronto					
Hillcrest Convalescent Hospital	Toronto	8,073 33	8,334 70	1,196 15		17,604 18
East Windsor Convalescent Hospital†	Windsor	351 50	9,891 83	5 28		10,248 61
East Windsor Convalescent Sanatorium‡	Windsor					
Totals		17,421 37	19,631 53	1,774 62	5,365 82	44,193 34

CONVALESCENT HOSPITALS (Continued)

TABLE No. V.—Showing the basis on which the statutory aid is granted.

Name of Hospital	Location	Days at 40c.	Days at 10c.	Amount		Indigents from unorganized territory	Total grant
				\$	c.		
Children's Convalescent Camp*.....	Burlington.....	1,176		\$ 470	40		\$ 470 40
Blue Mountain Camp for Crippled Children*.....	Collingwood.....	858		343	20		343 20
St. John's Convalescent Hospital†.....	Newtonbrook.....	879		351	60	70 00	421 60
Civitan Convalescent Camp*.....	Toronto.....	1,189		475	60		475 60
Hillcrest Convalescent Hospital.....	Toronto.....	6,543		2,617	20	110 00	2,727 20
East Windsor Convalescent Hospital‡.....	Windsor.....	1,792	167	733	50		733 50
East Windsor Convalescent Sanatorium‡.....	Windsor.....	3,921		1,568	40		1,568 40
Totals.....		16,358	167	6,559	90	180 00	6,739 90

TABLE No. VI.—Showing days upon which grant was paid for indigents from unorganized territory, less amounts paid with regular monthly grant during year.

Name of Hospital	Location	Number of patients	Days at \$1.65	Less days at 40c.	Amount
Children's Convalescent Camp* (a).....	Burlington.....	\$..
Blue Mountain Camp for Crippled Children*.....	Collingwood.....
St. John's Convalescent Hospital†.....	Newtonbrook.....	1	56	56	70 00
Civitan Convalescent Camp* (b).....	Toronto.....
Hillcrest Convalescent Hospital.....	Toronto.....	1	88	88	110 00
East Windsor Convalescent Hospital‡.....	Windsor.....
East Windsor Convalescent Sanatorium‡.....	Windsor.....
Totals.....		2	144	144	180 00

*These camps operate in summer months only.

†Opened March 10th, 1937.

‡From February 1st, 1937, only; formerly East Windsor Sanatorium.

(a) Financial statement included with Hamilton General Hospital.

(b) Financial statement included with Toronto East General Hospital.

SUMMARIZED STATEMENT OF PROVINCIAL GRANTS
For the Year October 1st, 1936, to September 30th, 1937

	Public Hospitals	Red Cross Outposts	Sanatoria for Consumptives	Hospitals for Incurables	Convalescent Hospitals	TOTALS
STATUTORY PER DIEM GRANTS:						
Days at 60c.....	1,704,811	27,154	1,731,965
Days at 10c.....	140,385	514	167	141,066
Infant Days at 30c.....	127,659	5,599	133,258
Days at 57½c.....	1,040,466	1,040,466
Days at 40c.....	341,576	16,358	357,934
Amount.....	\$1,075,222 80	\$18,023 50	\$598,268 02	\$136,630 40	\$6,559 90	\$1,834,704 62
INDIGENTS FROM UNORGANIZED TERRITORY:						
Number of Patients.....	2,596	489	302	22	2	3,411
Days at \$2.00.....	59,037	6,846	51,468	5,388	122,739
Days at \$1.65.....	144	144
Amount (after deduction for per diem grant).....	\$89,305 60	\$9,889 70	\$73,351 27	\$8,217 80	\$180 00	\$180,944 37
Number of Infants Born.....	338	103	441
Days at \$1.00.....	3,476	996	4,472
Amount (after deduction for per diem grant).....	\$2,434 40	\$702 00	\$3,136 40
Total Indigent Grant*.....	\$91,739 88	\$10,592 03	\$73,351 27	\$8,217 80	\$180 00	\$184,080 98
Total Grant Earned for Year.....	\$1,166,962 68	\$28,615 53	\$671,619 29	\$144,848 20	\$6,739 90	\$2,018,785 60
Deduction for Audit Adjustments, etc.....	25,439 15	242 60	758 94	8 82	26,449 51
TOTAL NET GRANT....	\$1,141,523 53	\$28,372 93	\$670,860 35	\$144,839 38	\$6,739 90	\$1,992,336 09

*NOTE:—Small differences are due to odd amounts paid on account by patients.

PRIVATE HOSPITALS

Location	Name of Hospital	Superintendent or Licensee	Bed capacity	
			Adults	Nursery cots
Maternity, Medical and Surgical				
Allandale	Strathaven Private Hospital	Miss J. A. McLennan	4	
Campbellford	Campbellford Private Hospital	Dr. E. A. Stuart	10	
Clarksburg	Clarksburg Private Hospital	Dr. F. Moore	4	2
Erno	Sutcliffe Private Hospital	Mrs. Emma Sutcliffe	6	1
Fort Frances	O'Donnell Private Hospital	Dr. J. E. O'Donnell	10	
Fort Frances	McKenzie Private Hospital	Dr. D. C. McKenzie	15	2
Fort William	Margaret Jane Dewar Private Hospital	Dr. R. Kerr Dewar	6	
Geraldton	Little Long Lac Gold Mines Private Hosp.	Dr. J. V. Riches	12	
Havelock	Havelock Private Hospital	Mrs. Lucinda Cummins	5	2
Hawkesbury	Hawkesbury Private Hospital	Dr. T. W. Smith	10	2
Hawkesbury	Kelly Private Hospital	Dr. E. P. Kelly	8	4
Hensall	Huron Springs Sanatorium	Dr. Alexander Moir	15	
Kapusking	Sensenbrenner Private Hospital	Spruce Falls Pwr. & Paper Ltd.	40	10
Kirkland Lake	Cairns Private Hospital	Mrs. Mary Moffatt	9	
Leamington	Hopewell Private Hospital	Miss Mary Dinning	12	6
Markdale	Markdale Private Hospital	Dr. R. L. Carefoot	12	
Mimico	Mimico Beach Private Hospital	Mrs. W. J. Dennis	4	
Ottawa	Rideau Private Hospital	Mrs. Olive A. Farley	12	6
Port Perry	Port Perry Private Hospital	Mrs. Nellie Whitmore	5	4
Preston	Preston Springs Sanatorium	Drs. J. E. and L. G. Hagmeier	50	
Smooth Rock Falls	Smooth Rock Falls Private Hospital	Abitibi Pwr. & Paper Co. Ltd.	6	2
Stouffville	Brier Bush Private Hospital	Mrs. E. R. Good	12	2
Sutton	Sutton Private Hospital	Miss Elsie V. King	6	3
Thorold	Maplehurst Private Hospital	Mrs. Mary J. Britton	20	3
Toronto, 200 Danforth Ave.	Albany Private Hospital	Miss Bertha Griffin, Reg. N.	11	
" 538 Brunswick Ave.	Conway Nursing Home	Mrs. C. H. Robinson	8	4
" 739 Dufferin St.	Dufferin Nursing Home	Miss Annie M. Fenn	4	2
" 94 Isabella St.	Isabella Hospital	Mrs. Jessie Urquhart	10	
" 880 St. Clair Ave. W.	Oakwood Clinic Hospital	Dr. W. S. Grimshaw	10	
" 550 Jarvis St.	St. Mary's Private Hospital	Sisters of Misericorde	25	12
" 32 Gothic Ave.	Strathcona Private Hospital	Miss Jean I. Nesbitt	16	6
" 56 Isabella St.	Victoria Memorial Hospital	Miss Annie Pringle	25	8
Vankleek Hill	Vankleek Hill Private Hospital	Dr. A. McDonald	8	2
Wiaraton, R.R. No. 1	Porter Private Hospital	Mrs. Eva Porter	6	3
Wiaraton	Mrs. Root's Private Hospital	Mrs. M. E. Root	7	3
Totals			423	89
Medical and Surgical				
Copper Cliff	International Nickel Co. Ltd. Pte. Hosp.	International Nickel Co. Ltd.	33	
Red Lake	Howey Gold Mines Private Hospital	Dr. T. J. Goodison	4	
South Porcupine	Dome Mines Private Hospital	Domes Mines Limited	5	
Toronto, 862 College St.	Clifton Memorial Nursing Home	Miss A. M. Jeffrey	10	
" 123 Isabella St.	Private Rest Home	Mrs. Ada Trout	4	
" 626 Church St.	Stewart Rest Home	Mrs. Esther C. Stewart	4	
" 432 Sherbourne St.	Stirling Rest Home	Miss C. Stirling, Reg. N.	14	
" 94 Prince Arthur Ave.	Strathtay Private Hospital	Miss E. W. Henderson	8	
Totals			82	
Maternity (only)				
Bracebridge	Thompson Nursing Home	Mrs. R. G. Thompson	4	
Hamilton, 27 Mountain Ave.	Salvation Army Maternity Hospital	Salvation Army	13	9
London, Riverview Ave.	Salvation Army Bethesda Hospital	Salvation Army	21	
Toronto, 468 Rogers Rd.	Rogers Nursing Home	Mrs. Jean Ballantyne	7	2
" 53 Harvie Ave.	St. Clair Private Hospital	Dr. H. E. Baker	4	3
Totals			49	14
Private Convalescent and Rest Homes				
Cobourg	Brookhurst Convalescent and Rest Home	Miss Effie C. Bolster	5	
London	Community Private Hospital	Mrs. G. A. Watson	5	
Toronto, 867 College St.	Allen Rest Home	Miss Catherine Osborne	10	
Totals			20	
Special Private Hospitals				
London, 390 Ridout St.	Edwards Private Hospital	Mrs. Mary J. Levitt	8	
Toronto, 1098 Davenport Rd.	Grand Lodge of Ontario, I.O.O.F. Home	Mr. S. O. Parkes, Secretary	16	
Totals			24	
GRAND TOTALS			598	103

Annual Report

UPON THE

Prisons and Reformatories

OF THE

PROVINCE OF ONTARIO

BEING FOR THE YEAR ENDING 31st MARCH

1937

PRINTED BY ORDER OF
THE LEGISLATIVE ASSEMBLY OF ONTARIO
SESSIONAL PAPER No. 18, 1938



ONTARIO

TORONTO

Printed and Published by T. E. Bowman, Printer to the King's Most Excellent Majesty

1938

INDEX

	PAGE
Introduction by the Deputy Provincial Secretary.....	5
Chart	26
Position of Medicine in the Treatment of Crime. J. D. Heaslip, M.D.	17
Classification of Prisoners. J. D. Heaslip, M.D.....	23

REFORMATORIES AND INDUSTRIAL FARMS

Ages	11
Crimes	13-14
Criminal History	10
Educational Status	10
Employees, Number of	12
Employment, of Prisoners in Institutions	12
Escapes	12
Expenditure and Revenue	16
Habits as to Use of Intoxicants	10
Habits as to Use of Drugs	10
Maintenance Cost	15
Movement of Population	9
Nationalities	10
Occupation	10
Officers, Number of	12
Parole Board of Ontario Report	40-42
Salvation Army Report	43-47
Sentences, Length of	11
Social Conditions	10
Superintendent's, Institution Reports	32-39
Andrew Mercer Reformatory, Toronto	39
Industrial Farm, Burwash	32-33
Industrial Farm, Langstaff	37-38
Ontario Reformatory, Mimico	34-36

CITY, COUNTY AND DISTRICT GAOLS

Comparative Statistics, Total of all Gaols	48-51
Ages	56-57
Committals	56-57
Crimes	50-51
Criminal History	57
Educational Status	55
Escapes	70
Gaol Officials and Salaries	52-53
Habits in Relation to Intoxicants	54-55
Maintenance Cost	65
Movement of Population, each Gaol	66-67
Number of Prisoners (Least and Greatest)	64
Sentences (Length of).....	60-63
Social Status (Married or Single)	54
Transfers	58-59

TO THE HONOURABLE ALBERT MATTHEWS,
Licutenant-Governor of the Province of Ontario.

MAY IT PLEASE YOUR HONOUR:

The undersigned has the honour to present the Annual Report upon the Prisons and Reformatories of the Province of Ontario for the year ending 31st March, 1937.

Respectfully submitted,

Signed,

H. C. NIXON,

Minister.

HONOURABLE HARRY CORWIN NIXON,
Provincial Secretary of Ontario.

SIR :

The following reports with statistics for the fiscal year ending March 31, 1937, are presented for your consideration:—

1. Statistical report for the Reformatories and Industrial Farms with brief reviews and suggestions by the Superintendents.
2. Statistical report for the forty-seven common gaols in the Province.
3. Report of the Board of Parole.
4. Report by the Salvation Army of the prison and police court work of that organization.

The following table with the addition of necessary statistics for the year under review is again given as it shows the wide fluctuations in commitments and sentences since pre-war time.

Year ending September 30th	Approximate popula- tion of Ontario.	Persons Committed for Trial	Persons Sentenced to Prison
1913	2,767,000	19,250	11,897
1914	2,770,000	22,777	14,801
1915	2,788,000	20,337	12,663
1916	2,728,000	16,100	9,364
1917	2,750,000	12,445	7,867
1918	2,769,000	13,242	7,874
1919	2,821,000	13,096	7,904
1920	2,849,000	14,756	8,643
1921	2,934,000	16,800	9,790
1922	3,101,000	14,800	9,312
1923	3,035,000	13,995	8,036
1924	3,075,000	15,879	8,834
1925	3,115,000	18,023	11,306
1926	3,151,000	18,033	11,371
1927	3,176,000	20,578	13,927
1928	3,241,000	23,786	16,358
1929	3,285,000	25,980	17,626
1930	3,366,000	29,126	21,421
1931	3,432,000	26,358	18,127
1932	3,479,000	25,235	15,804
1933	3,510,000	22,484	14,538
1934	3,540,000	20,916	13,509
Year ending March			
31, 1936	3,690,000	24,053	16,356
1937	3,711,000	27,592	20,618

NOTE: The fiscal year was changed in 1935 to end March 31st.

The last upward trend commenced near the end of 1934, continued well into this last year, but showed signs of levelling off. A comparison of this year and the previous year shows an increase in commitments of 3,539 from 24,053 to 27,592 and an increase in sentences of 4,262 from 16,356 to 20,618. If there is any comfort or satisfaction in such matters, we may derive a little by noting that while there has been a rather heavy increase in the total population of this Province since 1930 this year's total population is still below the all-time high of 21,421 sentences for that year.

The relatively heavy increase in commitments and sentences was distributed among the main categories of crime as follows:

	Year ending March 31/36	Year ending March 31/37	Increase
Crimes Against the Person	1,101	1,336	235
Crimes Against Property	6,025	6,573	548
Crimes Against Public Morals and Decency	569	701	132
Crimes Against Public Order and Peace	12,862	15,500	2,638

Of the total 20,618 sentenced, 436 went to the Penitentiaries, 4,419 were transferred to Reformatories and Industrial Farms and the balance served their sentences in the gaols. Thus, while the penitentiaries have concentrated crime in their long term prisoners, numerically the prison problem is largely provincial and municipal responsibility.

The ages for the total of 27,592 commitments were as follows:

Under 16 years	134
16 years to 19	2,756
20 years to 24	4,365
25 years to 29	3,767
30 years to 34	3,462
35 years to 39	3,278
40 years to 49	5,150
50 years to 59	3,198
60 years to 69	1,276
70 years and over	206

In comparison with the previous year, the relative percentages of married to unmarried and temperate to intemperate remained fairly steady. In spite of the total numerical increase there was a decrease in illiteracy from 1,552 to 1,216. Of the same total,—27,592,—338 were listed as drug addicts. Canadian-born increased from 17,193 to 20,187. The percentages in respect to occupation remained nearly constant, with the great majority belonging to the unskilled groups and only 300 from the professions. As usual, the females were a rather small minority, with a total of 1,462.

The statistics show the percentage of those committed for the first time dropped from 56.6% to 51.4%. However, these figures should be used with caution.

The Police of a few urban centres and the Reformatories and Industrial Farms have been using finger printing for identifying prisoners for many years. But routine finger printing of prisoners has only been followed in the gaols for the past five years and in accordance with the Statutes only in the cases of those charged with or convicted of indictable offences. It is certain that an unknown percentage of those listed as being committed for the first time have been committed previously in Ontario or elsewhere.

While prisoners committed to gaol remained there from a few hours to several months, the approximate average time of custody in 1936 was 15 days and in 1937 was 16½ days.

The per diem dietary cost rose slightly but the per diem total maintenance cost decreased from \$1.16 to \$1.01. The total maintenance cost rose from \$424,968.57 to \$455,043.32 because of the larger number and the slightly longer average time of custody.

In general, good discipline in the gaols was maintained. Very substantial progress has been made in repairing and to some extent modernizing many of the older institutions. There has been improved training of officers with resultant better housekeeping, discipline and custody.

REFORMATORIES AND INDUSTRIAL FARMS

Much has been said and written with considerable truth in recent years regarding the increased number in the younger age groups of prisoners.

It is very interesting to note that in the year under review, while the total sent to Reformatories and Industrial Farms increased from 4,036 in 1936 to 4,419 in 1937, the number in age from 15 to 24 decreased from 1,263 in 1936 to 1,237 in 1937. The numerical decrease was only 26 but in percentage was from 31.3% to 28%. This fact may or may not have real significance.

This age group is the greatest problem in these Institutions. These prisoners are young, irresponsible, often ambitious to really succeed in crime and thus achieve standing among their kind and in their immaturity will not hesitate to use vicious methods to achieve their object. At the same time because of their youth they are of all age groups the most susceptible to reformation. But changing their ways of thinking and living is often difficult and not always successful.

They have been almost entirely responsible in recent years for serious breaches of discipline in our penal institutions. Some of them, although not certifiable to mental institutions, are psychopathic cases. These, with other vicious young criminals, make a dangerous combination, inside or outside prison. The only real riot in the history of our Reformatories occurred on January 17, 1937, and was the work of this group. It was spectacular and serious but fortunately the damage to property was not nearly as serious as first appeared. Unfortunately, for some time previous discipline had become lax. The new Superintendent appointed late in 1936 was gradually rectifying the condition. That action was bitterly resented by young prisoners who as usual were vociferous about losing their "rights".

Serious trouble was evident at noon on January 17th, rioting started about the middle of the afternoon, twenty-one prisoners escaped and the Reformatory buildings and furnishings were damaged to the extent of \$17,177.81. The prisoners remaining in custody were brought under control late that evening with assistance from Provincial and Municipal Police and within 48 hours all the escaped prisoners were again in custody.

However, it seems certain that the riot would not have occurred if senior custodial officials of the Institution had immediately that day taken proper precautions and disciplinary measures when it was plainly evident that a dangerous situation existed.

An investigation was immediately made and the report issued. Also immediately thorough discipline was imposed, including re-organization and enlarging of the staff.

Such occurrences are observed by prisoners in other institutions with great interest and by any apparent success elsewhere are emboldened to make similar attempts. Following the riot at Guelph there were indications of impending trouble in our other institutions. But precautions taken by the authorities were sufficient to maintain discipline.

These young prisoners are in prison chiefly because of the failure of their parents to direct them aright, and in the Reformatory, if it is not too late they must be under good discipline and training so that they will develop the proper attitude to life, including learning to respect the rights of others and that "crime does not pay".

Needless to state, it is far better to learn that lesson before a prison sentence becomes necessary. And all parents should take warning and in the struggle to support their children not fail to remember that good training is one of the necessities of life.

To provide facilities for improved training at Guelph you have arranged for further permanent construction there and work to that end is proceeding.

Permanent construction to replace temporary wood structures at Burwash has continued with good progress throughout the year. That programme is being carried on very economically by using a large percentage of prison labour. It is slower than if done by contract but the ultimate results under skilful direction as good.

Our work during the year suffered heavy losses through death and particularly by the death on July 24, 1936, after several months illness of Norman S. Oliver, the Superintendent of the Ontario Reformatory, Guelph, to which position he had been transferred from Burwash on December 1, 1935. Although then only in middle age he had given long efficient service in this Department and his lovable characteristics were well known and respected by officials and prisoners. He was succeeded at Guelph on September 15, 1936, by Dr. J. D. Heaslip, then Medical Director of the Department.

The Annual Report of the Board of Parole modestly reviews the activities of that official body. The members of that Board have conscientiously fulfilled a difficult duty. As long as there is any form of clemency exercised, and in fairness it must be for deserving cases, there will be criticism from that section of officialdom enforcing law observance, who believe that sentences should be served in toto and from prisoners and their friends where parole is refused.

I gladly and gratefully again pay tribute to the many organizations and individuals who are doing so much in preventive work, for their growing interest and help while prisoners are serving their sentences and in assisting them to rehabilitation as good citizens.

In conclusion may I also express my appreciation of the work of officials of the Department and of the Institutions and your sympathy and direction of our activities.

C. F. NEELANDS,
Deputy Provincial Secretary.

TABLE No. 1

Movement of Population in Ontario Reformatories and Industrial Farms.
April 1st, 1936 to March 31st, 1937.

	Ontario Reform- atory Guelph	Ontario Reform- atory Mimico	Indus- trial Farm Bur- wash	Indus- trial Farm Lang- staff	Andrew Mercer Reform- atory for Females	Total
Remaining in custody on April 1st, 1936..	646	156	570	243	90	1,705
Number committed during the year	895	376	774	2,196	178	4,419
Returned from gaols and other provincial institutions	2	8	7	17
Parole Violators	35	8	9	1	53
Total number in custody.....	1,578	548	1,360	2,439	269	6,194
Discharged on expiration of sentence	344	113	483	1,938	130	3,008
Discharged by ticket-of-leave	32	16	13	2	63
Discharged by Parole Board	466	143	182	24	15	830
Discharged by payment of fines	1	5	1	52	2	61
Discharged by remission of sentence	17	3	11	31
Discharged by Order-in-Council	4	58	3	65
Discharged by Minister of Justice
Conditional discharges bail, etc.	6	6
Dicharged for other reasons	4	17	1	22
Escaped and not recaptured	1	2	1	4
Deported	2	1	8	2	13
Returned to gaols	4	25	8	16	53
Transferred to penitentiaries
Transferred to Hospital for the Mentally ill	15	4	10	3	7	39
Transferred to Other Institutions	17	62	36	3	118
Released on Writ of Habeas Corpus
Died while in custody	2	1	2	2	7
Total number discharged, etc.....	911	377	762	2,110	160	4,320
Number remaining in custody, March 31st, 1937	667	171	598	329	109	1,874

The following tables show Social Conditions; Educational Status; Habits as to use of Intoxicants and Drugs; Nationalities; Occupations and Criminal History of Prisoners Committed to Ontario Reformatories and Industrial Farms for the year ending March 31st, 1937.

	Ontario Reformatory Guelph	Ontario Reformatory Mimico	Industrial Farm Burwash	Industrial Farm Langstaff	Andrew Mercer Reformatory for Females	Total
2. Social Conditions						
Married.....	186	218	261	794	92	1,551
Single.....	709	149	466	1,278	71	2,673
Widowed.....		9	39	124	12	184
Divorced.....			8		3	11
3. Educational Status						
Illiterate.....	74	20	27	219	21	361
Elementary.....	781	62	597	1,621	135	3,196
High School.....		268	128	337	22	755
College or University.....	40	26	22	19		107
4. Habits as to use of Intoxicants						
Abstainers.....	557		102	105	21	785
Temperate.....	238	199	329	1,047	75	1,888
Intemperate.....	100	177	243	1,044	82	1,646
5. Habits as to use of Drugs						
Abstainers.....	895	374	728	2,072	164	4,233
Addicts.....		2	46	124	14	186
6. Nationalities						
Canadian born.....	755	255	604	1,412	146	3,172
English.....	50	37	41	204	10	342
Irish.....	15	8	9	131	7	170
Scotch.....	13	15	26	189	2	245
United States.....	14	7	26	21	3	71
Other.....	48	54	68	239	10	419
7. Criminal History						
First time.....	555	135	64	477	85	1,316
Second time.....	147	113	84	271	42	657
Third time.....	70	51	85	152	19	377
More than third time.....	123	77	541	1,296	32	2,069
8. Occupation						
Agricultural.....	149	51	51	116		367
Commercial.....	317	75	68	757	25	1,242
Domestic.....	15	12	37	148	131	343
Labouring.....	251	122	334	743		1,450
Mechanics.....	105	112	275	392		885
Professional.....	8	4	6	3		21
No occupation.....	50		2	37	22	111

Length of Sentences received by Prisoners committed in the Ontario Reformatories and Industrial Farms and their Ages.

	Ontario Reformatory Guelph	Ontario Reformatory Mimico	Industrial Farm Burwash	Industrial Farm Langstaff	Andrew Mercer Reformatory for Females	Total
9. Ages of Prisoners						
15-19.....	415	6	16	51	31	519
20-24.....	253	54	171	189	51	718
25-29.....	69	83	155	190	31	528
30-34.....	57	75	129	244	15	520
35-39.....	32	51	110	267	17	477
40-44.....	28	46	73	274	8	429
45-49.....	15	27	39	317	8	405
50-54.....	15	14	29	227	12	297
55-59.....	4	9	28	188	4	233
60-64.....	1	6	12	143	1	163
65-69.....	1	1	8	90	100
70 and over.....	5	4	4	16	29
10. Definite Sentences						
Under 30 days.....	109	109
30 days and under 60.....	2	1	1,318	29	1,350
2 Months and under 3.....	4	4	3	306	11	328
3 " " " 4.....	25	15	54	287	21	402
4 " " " 5.....	5	3	15	25	48
5 " " " 6.....	2	8	6	4	20
6 " " " 9.....	66	30	60	81	22	259
9 " " " 12.....	9	11	17	8	3	48
12 " " " 15.....	73	27	81	13	3	197
15 " " " 18.....	4	1	7	12
18 " " " 21.....	4	4	12	1	21
21 " " " and over.....	25	8	25	3	61
Indefinite Sentences						
3 Months to 6 Months.....	88	33	45	20	10	196
3 " to 9 ".....	24	16	30	9	3	82
3 " to 12 ".....	16	2	11	4	12	45
3 " to 18 ".....	1	3	1	2	7
3 " to 24 ".....	1	3	3	21	28
6 " to 9 ".....	33	36	22	3	2	96
6 " to 12 ".....	87	47	71	4	10	219
6 " to 18 ".....	39	19	22	6	86
6 " to 24 ".....	1	1	3	3	8
9 " to 12 ".....	15	1	1	17
9 " to 18 ".....	4	6	1	1	12
9 " to 24 ".....	2	3	1	6
12 " to 18 ".....	50	27	37	2	3	119
12 " to 24 ".....	56	25	34	1	3	119
18 " to 24 ".....	9	10	12	1	6	38
24 " to 36 ".....	18	18	9	3	48
24 " to 48 ".....	20	13	18	1	52
Miscellaneous.....	156	156

	Ontario Reform- atory Guelph	Ontario Reform- atory Mimico	Indus- trial Farm Bur- wash	Indus- trial Farm Lang- staff	Andrew Mercer Reform- atory for Femlaes	Total
11. Escapes						
Escaped and evaded capture.....	1	2	1	4
Escaped and were recaptured	34	1	16	5	56
12. Employment of Prisoners in the Institution during the Year (Per Centage)						
Clerical.....	1.00	1.16	4.66	.50
General Maintenance.....	21.00	15.11	51.95	27.50	56.00
Sick.....	3.00	3.49	2.68	2.00	4.00
Bush Operations.....	13.01
Industrial.....	40.00	55.23	2.75	.10	38.00
Farm and Garden.....	12.00	19.19	19.38	.50	2.00
Land and Road Improvement	23.00	5.82	5.57	.10
13. Number of Officers and Employees on March 31st						
Superintendent.....	1	1	1	1	1	5
Asst. Superintendent.....	1	1
Physicians.....	2	1	2	1	1	7
Dentists.....	1	1	1	3
Teachers.....	1	2	1	4
Bursars or Stewards.....	1	1	1	3
Storekeepers.....	1	1	1	3
Asst. Storekeepers	1	1
Day Sergeants.....	1	1	1	1	4
Asst. Day Sergeants.....	1	1
Night Sergeants.....	1	1	1	3
Asst. Night Sergeants.....	1	1
Accountants, Clerks, etc.....	10	4	1	2	17
Nurses.....	2	1	3
Day Guards or Attendants	61	19	67	24	14	185
Night Guards or Attendants	22	6	18	4	3	53
Kitchen.....	1	1
Laundry.....
Farm and Garden.....	2	1	1	1	5
Engineers and Mechanics.....	14	3	8	1	6	32
All other Employees.....	4	1	3	1	1	10
Total.....	123	35	113	38	33	342

	Ontario Reformatory Guelph	Ontario Reformatory Mimico	Industrial Farm Burwash	Industrial Farm Langstaff	Andrew Mercer Reformatory for Females	Total
A. Crimes Against the Person						
Abduction.....	1		2			3
Abortion.....	1					1
Assault Common.....	1	4	1	2		8
Assault Felonious.....	22	15	26	42	4	109
Attempted Suicide.....	1	2	2			5
Cutting and Wounding and attempting same.....	3	6	3	4		16
Shooting with intent.....					2	2
Stabbing.....						
Manslaughter.....	4	1		1		6
Carnal Knowledge.....	29	6	1			36
Incest.....	6	2			1	9
Rape and Assault with intent.....	2		1			3
Total.....	70	35	35	49	7	198
B. Crimes Against Public Order and Peace						
Breach of Liquor Control Act.....	4	10	39	183	28	264
Breach of Excise Act.....	8	13	20	34	1	76
Breach of Narcotic or Drug Act.....		1	31	8	2	42
Breach of By-laws (Not B.L.C.A.).....		6				6
Carrying Unlawful Weapons.....	3	1	3	10		17
Cruelty to Animals.....						
Drunk and Disorderly (Not B.L.C.A.).....		7	2	829		838
Escaping from Constable.....		1	1			2
Escaping from Prison.....			1	1	2	4
Gambling.....		8		55		64
Obstructing an Officer.....	2			7		9
Unlawful shooting.....						
Vagrancy.....	19	10	78	320	29	456
Total.....	36	57	175	1,448	62	1,778

	Ontario Reform- atory Guelph	Ontario Reform- atory Mimico	Indus- trial Farm Bur- wash	Indus- trial Farm Lang- staff	Andrew Mercer Reform- atory for Females	Total
C. Crimes Against Public Morals and Decency						
Bigamy.....	4	5	2	5	4	20
Indecent Assault.....	15	9	9	4	37
Indecent Exposure or other Indecent Act.....	3	4	22	29
Inmates and Frequenters of Houses of Ill-fame.....	3	2	5
Keeping Houses of Ill-fame.....	1	8	12	32	53
Juvenile Delinquency.....	4	6	13	16	12	51
Perjury.....	3	1	4
Prostitution.....	1	6	7
Seduction.....	4	1	5
Buggery.....	4	1	3	8
Total.....	34	25	42	62	56	219
D. Crimes Against Property						
Arson and Incendiarism.....	15	5	1	2	2	25
Burglary.....	3	2	142	147
Housebreaking.....	257	72	3	44	5	381
Robbery.....	28	3	8	3	42
Forgery.....	17	15	10	5	6	53
Fraud.....	2	6	2	2	1	13
False Pretences.....	27	20	37	146	6	236
Theft of Cars.....	56	15	49	3	123
Taking without owners consent.....	20	3	7	30
Larceny.....	249	90	191	309	11	850
Receiving Stolen Goods.....	24	14	40	45	2	125
Trespass.....	3	3
Total.....	698	242	486	566	36	2,028
E. Other Offences not Enumerated.....						
Total.....	57	16	35	71	17	196
GRAND TOTAL— Totals of A., B., C., D. and E.....	895	376	774	2,196	178	4,419

THE ONTARIO REFORMATORIES AND INDUSTRIAL FARMS
 THE DEPARTMENT OF PROVINCIAL SECRETARY, REFORMATORIES AND PRISONS BRANCH
 Average maintenance cost per day per inmate for the twelve months from April 1, 1936 to March 31, 1937.

	Ontario Reformatory Guelph		Ontario Reformatory Mimico		Mercer Reformatory Toronto		Industrial Farm Burwash	
	1936	1937	1936	1937	1936	1937	1936	1937
Days' Residence of Inmates	208,062	233,820	47,401	61,446	38,419	36,686	168,577	197,762
Average No. of Inmates	568.47	640.6	129.51	168.34	104.9	100.4	461.	606.
EXPENDITURE								
Medicines	03.20	0326	0282	0279	0074	0095	0522	0657
Provisions	2069	2051	2397	2249	2224	2213	3962	4620
Fuel, Light and Water	1196	1078	0574	0574	2173	0272	0272	0328
Clothing	0779	0865	0651	0638	0156	0202	1078	1349
Laundry and Cleaning	0214	0225	0655	0601	0557	0338	0352	0338
Furniture and Furnishings	0294	0421	0214	0346	0311	0296	0352	0293
Office Expenses	0149	0101	0124	0134	0124	0127	0083	0064
Carriage, Feed and Fodder Expense	0837	0790	0928	0942	0186	0232	0728	0906
Contingencies	0503	0638	0748	0565	0535	0372	0626	0724
Salaries	6322	5892	1,0243	7129	1,0048	1,0593	7386	6920
Repairs to Buildings	0961	1833	1,530	0856	1,663	1874	0966	1420
Industrial Operations	2,0108	1,7757	5050	2777	1,4465	2,2229
Total Gross Per Capita	\$3,4752	\$3,2917	\$2,3498	\$1,7080	\$3,2516	\$4,0657	\$1,6337	\$1,7619
REVENUE								
Maintenance of Insane	0020	1117	2399	1574	1960	1139	1318	1277
Custodial Revenue	1193	0378	0499	0360	1889	1978	1956	1747
Perquisites	0416	1,9518	2796	6400	2,4659	2,5840
Industrial Revenue	2,3172
	2,4801	2,1013	5694	8334	2,8508	2,8957	3274	3024
Net Per Capita Cost	\$ 9951	\$1,1904	\$1,7804	\$ 8746	\$ 4008	\$1,1700	\$1,3063	\$1,4595
Total Gross Expenditure								
March 31 1936	723,058.38	769,676.48	516,015.58	491,321.77	208,062	233,820	Average Per Capita Cost per Diem, 1935-36, \$1,1396	
March 31 1937	111,384.97	104,953.12	26,989.24	51,211.43	47,401	61,446	Average Per Capita Cost per Diem, 1936-37, \$1,2529	
	124,924.10	149,155.60	109,524.11	106,231.17	38,419	36,686		
	275,399.22	348,439.62	55,194.29	59,805.60	168,577	197,762		
	1,234,766.67	1,372,224.82	\$707,723.22	\$708,569.97	462,459	529,714		
	707,723.22	708,569.97						
Less Revenue	\$527,043.45	\$663,654.85						

COMPARATIVE EXPENDITURE AND REVENUE FOR THE TWELVE MONTHS ENDING
MARCH 31st, 1936 AND MARCH 31st, 1937.

	EXPENDITURE				REVENUE			
	March 1936	March 1937	Increase	Decrease	March 1936	March 1937	Increase	Decrease
Ontario Reformatory, Guelph—								
General Maintenance	\$ 153,142.31	\$ 174,090.92	\$ 20,948.61		\$ 33,913.45	\$ 34,954.95	\$ 1,041.50	
Repairs to Buildings	19,999.72	42,626.31	22,626.59					
Salaries	131,534.02	137,771.36	6,237.34					
Industries	418,382.33	415,187.89		3,194.44	482,102.13	456,366.82		25,735.31
Ontario Reformatory, Mimico—								
General Maintenance	31,639.26	38,830.68	7,191.42		13,736.26	11,882.80		1,853.46
Repairs to Buildings	7,253.13	5,256.17		1,996.96				
Salaries	48,554.13	43,802.69		4,751.44				
Industries	23,938.45	17,063.58		6,874.87	13,252.98	39,328.63	26,075.65	
Mercer Reformatory, Toronto—								
General Maintenance	24,357.51	21,869.49		2,488.02	14,787.68	11,433.65		3,354.03
Repairs to Buildings	6,390.00	6,876.21	486.21					
Salaries	38,601.84	38,861.43	259.59					
Industries	55,574.75	81,548.47	25,973.72		94,736.43	94,797.52	61.09	
Industrial Farm, Burwash—								
General Maintenance	134,594.21	183,499.08	48,904.87		55,194.29	59,805.60	4,611.31	
Repairs to Buildings	16,286.40	28,085.28	11,798.88					
Salaries	124,518.61	136,855.26	12,336.65					
TOTALS	1,234,766.67	1,372,224.82	\$ 156,763.88	\$ 19,305.73	\$ 707,723.22	\$ 708,569.97	\$ 31,789.55	\$ 30,942.80

NOTE: It should be noted that the Industrial Farm, Fort William, was closed February, 1936, consequently for comparative purposes the figures relating to Fort William up to February, 1936, have been excluded from the above Statement.

THE POSITION OF MEDICINE IN THE TREATMENT OF CRIME

BY

J. D. HEASLIP, M.D.,

Superintendent, Ontario Reformatory, Guelph

The administration of criminal justice in this country is founded on English Common Law, which has been built up through the centuries. It is generally recognized that there is no country where the law is administered with such reliability and exactness as in the British Empire. Moreover, the Criminal Law is not static, changes are effected from time to time as occasion demands and the vast experience of highly skilled administrators and lawyers direct. The law does not confuse sin and immorality with crime. Juries are constantly informed by the judiciary that they are not concerned with the moral aspect of the case, but only with the guilt or innocence of the accused. Judicial authorities from time to time postpone sentence in order to review the evidence free from emotion if revolted by the nature of the crime and the callousness of the criminal. Courts of Appeal function and reduce sentences which are regarded as inappropriate. As a further safeguard, prisoners may appeal direct to the Minister of Justice. Prisoners frequently admit that the sentence imposed on them for a crime is considerably less than they expected to receive.

Sentences are not carried out in an atmosphere of hate and revenge. Prison officials are not less humane than ordinary citizens, and besides they have their living to think of. Prisoners are visited by their friends and department officials and they may write any complaint they may have to the Minister and be sure it is forwarded. No one with any knowledge of the subject could persuade himself honestly that prison administration in this country is harsh or revengeful. Its aim is the reformation of the law breaker and his readjustment in civil life.

It is an unfortunate fact that the public are confidently informed sometimes that a law-breaker requires medical treatment and not imprisonment, although the author of the statement has not examined the delinquent and has no information concerning the circumstances of the offence, except such as may be derived from the columns of the sensational press.

The Judge, and not the doctor, must decide how the public interest will best be served. The doctor may pass an opinion on request by the court and it is duly considered, but the community is entitled to the first claim and the individual only to the second. The medical aspects of criminal conduct are concerned primarily with individuals, the legal point of view with the protection of society. It is well to remember that the value of medical opinion in the criminal courts would soon become negligible if this protection was withdrawn.

When our prisoner enters the county gaol, he receives a medical

examination and any treatment found necessary. After sentence and transfer to the Reformatory, his medical examination is very thorough and labour is only allotted on the Medical Officer's advice. The physical condition of a prisoner may be more easily determined than his mental state. The effect of imprisonment on the former is a demonstrable fact, on the latter often a matter of opinion.

Physically, the prisoner usually shows a gain in weight and increased vitality from the regular hours and work.

The mental make-up of the inmates of penal institutions varies widely, apart from mental illness, defectiveness or minor disorders; a large number are subjects of temperamental disabilities which result in crime because they are not corrected or controlled. Society demands self control, and institutional life would become intolerable unless the inmates were subjected to the necessary discipline.

At the present time, when harsh discipline is unknown, there are still a few who resent any prohibitions. This type of inmate may unjustifiably persuade himself the officials are hostile towards him. This seems to be due often to the fact that his offences and unsuccessful ventures have become so intolerable to himself that he refuses to face them and seeks refuge in a psychological alternative and projects his faults upon those who represent social order; just as the drunkard adjusts himself by the belief that his long-suffering wife and family are his enemies.

In the crisis of life, the average man often finds support from his two constant companions, the man he has been, and the man he hopes to be. He regards the former as inferior and the latter superior to his present self and looks forward.

The "tender minded" prisoner who realizes the significance of his ever-recurring failures, reverses the position and indulges in an orgy of self pity, which is unfavourable to equanimity or easy adjustment. This belief is enhanced by visits from solicitors, and relatives who suggest the inmate's health may be adversely affected by detention. Each man in prison is no more and no less important than his fellows. It has been the policy of our reformatories to give our inmates any surgical aid they may need to rehabilitate them so that no physical defect can be held as the cause of crime. I am afraid the statistics of adult crime would be little affected if all the minor and gross physical defects, septic foci, endocrine disorders and the like were removed. The solution of crime is not surgical intervention.

Communal life is constantly increasing in complexity and false deductions may affect the study of many social problems. It is contrary to all experience to consider that the so-called scientific treatment of crime is going to empty prisons. Delinquent conduct may be due fundamentally to hereditary pre-dispositions, which, when presented separately in the parents, are not socially disabling, but may cause disharmony when combined in the personality of the offspring, if they reinforce or antagonize each other when called into action by stress of circumstance.

The medical outlook on crime has suffered from the statement "that crime is a disease." The offenders are to be studied in hospitals

and are to be sent in at the time of their first offence. The first appearance of a law-breaker in a criminal court may be the result of a firmly established criminal habit and the sequel to a series of similar offences. The term "first offender" is a misnomer. Importance is attached to the suggestion that the institution is to be called a hospital and not a prison and no stigma will be felt by the residents. I believe this stigma is a factor in the prevention of crime. In any case, whatever name serves the institution, it becomes a prison as soon as detention therein becomes compulsory. If crime is a disease, it is very difficult to accept this generalization, particularly, if the large number of people is considered who break our motor laws or other unpopular legislation. I am afraid we would all need the attention of a psychiatrist or medical psychologist. Experience in the criminal courts proves that the judicial authorities and others officially concerned with criminals and criminal conduct usually arrive at reliable conclusions in regard to the motives and intentions of law-breakers. In doubtful cases, the frequency of the crime and personal bias, including the tendency to consider one's own standard of conduct as normal, may affect opinion. The term "anti-social conduct" when applied to criminal conduct is acceptable usually in a limited sense only, for the criminal may be anti-social in one direction or in many. Even in the latter case, he usually shows gregariousness towards a smaller herd composed of types similar to his own.

The scientific approach to crime is not limited to the investigation of pathological states of mind and body, for the best method of attack may be sociological, educational, or penal and not medical. It is suggested to-day that expert opinion does not always command unquestioning confidence. The public, viewing the frequent conflicts of opinion among experts in general, doubts their infallibility.

Crime is essentially a social problem and not altogether a medical one. To ensure permanent advantage of medical methods of attack, the approval of legal, medical, and public opinion is necessary. If anti-social conduct is associated with mental disease, illness, or defect, it can be dealt with in a manner acceptable to legal, medical, and public opinion. But if it results from a faulty personality, which is outside the scope of the Mental Hospitals Act, the above dictum in certain cases would involve permanent deprivation of liberty. Public opinion does not appear to be prepared to sanction prolonged detention unless the crime is very serious, no matter how favourable the custodial conditions may be. The case of Red Ryan will be forgotten in a year or two and a campaign will be put on by well-meaning prison reformers, supported by the public press and certain psychiatrists and psychologists.

The psychological methods of dealing with crime, we are told, should supplant the present legal means, regardless of the many practical difficulties involved. "Psychologists, physicians, social workers and criminologists who readily condemn the present methods of treating criminals have themselves nothing to suggest but more accurate diagnosis. Character diagnosis is essential and we lack it. But it is not treatment—psychiatry and psychology have given thus far

few, if any, clues of proved usefulness in the treatment of crime," says Richard C. Cabot. The same inference is drawn from the observations of Shelton and Eleanor Glueck in regard to the Massachusetts Reformatory. Two years ago a medical psychologist was attached to the Wormwood Scrubs Prison in London. No official report has yet been made of his work, but I may say that from my conversations with English prison psychiatrists and medical officers, nothing very encouraging has come of it.

It is unnecessary to decide the precise degree of mental abnormality associated with any particular crime. It is harmful in some cases to do so because the delinquent is encouraged to believe that he is an irresponsible mental invalid. We are not told how the offender is to be dealt with who refuses to co-operate with the psychologist, and there are many. You may also imagine the indignation of certain delinquents when forced to spend hours with a Freudian investigator. Can anyone doubt that society and the criminal are better served if the latter can be made to realize the necessity to cultivate a sense of social responsibility? There is reason to believe that the conclusions resulting from psychotherapeutic conversations have erred sometimes, because the law-breaker has been more successful than the doctor in the practice of these arts. Sometimes the offender does not accept the suggestion of the psychologist, but nevertheless uses it for an excuse for crime; particularly if the medical analyst seems to prefer an abstruse and speculative explanation for the offence when a simple one is more convincing.

The Departmental Committee on Persistent Offenders (England) reported that: "The primary aim of psychological treatment in criminal subjects is to prevent them from committing crime in future, and it is accepted generally that the fear of imprisonment is often more deterrent than the actual fact. We do not believe that a decision can be made at the present time between the relative advantages of psychological treatment prior to, or during, the currency of imprisonment. Different factors are involved in individual cases. Doubtless many offenders desire to be relieved of their anti-social tendencies. In others, mental abnormality may co-exist with maligning, an offender may consciously exaggerate his disability, and, as we have pointed out, may refuse to accept the truth if it threatens to abolish his means of self-gratification. One medical witness considered the emotional reaction, which followed upon a sentence of imprisonment, placed the subject in a favourable mental condition for psychological treatment. But it seems probable that emotional reactions of an opposite character may have the reverse effect. Perhaps the prospect of future imprisonment may be the physician's most powerful ally in some cases, a sentence of imprisonment in others."

The difficult child has been described as the future potential delinquent, and the truth of this is apparent in many cases. Suffice it to say that our greatest problems in the reformatories are the boys who are recidivists from the industrial schools. But it is a partial truth only, and many cases have led socially accepted lives during childhood

and adolescence. There seems reason to hope that the psychological treatment of the abnormal child will prevent, sometimes, the development of criminal tendencies. This is a work that I would bring strongly to the attention of our mental health clinics. The future may prove that in this lies the most practical contribution of psychology to the criminal problem and that once again "prevention is better than cure."

The difficulties that surround the scientific approach to the criminal problem are seldom fully appreciated. The immediate problem is to ascertain how many law-breakers are genuine when they declare they desire to be cured if a pathological condition is associated with the crime, and how many of these can be treated with success.

DISCUSSION

Dr. C. ROGER MYERS: In the first place, I wish to add my own appreciation to that expressed by Dr. Gray, for the very direct and straightforward manner in which Dr. Heaslip has dealt with the subject under discussion. My own interest in the paper is naturally centred on the question of the possible contribution of psychology in the field of crime, and anything I may have to say should be understood to refer to that aspect of the paper.

It seems desirable that, in respect to a paper such as this, the discussants should disagree as much as is humanly possible with the author. In the present instance, I find this to be a very difficult task.

For example, it is very difficult to disagree with Dr. Heaslip when he says that there is no reason to believe that the scientific treatment of criminals will result in the emptying of our prisons. It is perhaps fair to add that this fact does not, in itself, justify the abandonment of scientific treatment. The medical treatment of persons who are ill has not succeeded in emptying either our general or our mental hospitals, and yet we do not regard the scientific approach to such problems as futile.

Again, most of us will agree with Dr. Heaslip's quotation from Dr. Cabot to the effect that psychology and psychiatry have thus far given few, if any, useful clues to the solution of the problem of crime. It should, however, be remembered that this failure is not peculiar to psychologists and psychiatrists. If anyone else working on this problem has discovered a solution, that fact has not been made very apparent so far.

I find myself, further, in agreement with Dr. Heaslip in his criticism of the purely clinical approach which medical psychology has characteristically used in this field. Certainly, if the contribution of medical psychology be understood to mean the elaborate rationalizing of his crime to the criminal, then it is of very dubious value. Simply to tell a prisoner that he murdered his father because of a deep-rooted Oedipus complex can scarcely be regarded as either useful or scientific. Speculative explanations of human behavior, when unsupported by experimental evidence, seldom prove helpful. The clinical approach to the individual case, in this as in any other

field, can be productive only when based on careful experimental results. The opportunity for obtaining such experimental evidence appears to be a prerequisite of useful work by psychologists in this field.

If, as Dr. Heaslip states, the aim of prison authorities is reformation and re-education, then it seems probable that they have dialed the wrong number in calling first upon purely clinical medical psychology for assistance. It seems likely that they would obtain greater practical assistance from a type of scientific investigation which should be described as experimental and educational, rather than purely clinical and medical.

CLASSIFICATION OF PRISONERS

By

J. D. HEASLIP, M.D.,
Superintendent, Ontario Reformatory, Guelph

Five years ago I knew little of Reformatory work. All my training instincts and aptitudes were toward surgery. The first axiom of surgery is, find the cause, the second is remove the cause and you have a cure. Psychiatry always seemed to me to be a science with a lot of the mystical about it until I became acquainted with the Physicians and Directors of the Ontario Hospitals. Again it was surgery that brought that contact, with patients in the Ontario Hospitals, and I found to my amazement that seventy-five per cent of my medical work over a period of twenty years had been actually psychiatry.

The Ontario Government saw fit to send me down to Guelph, where I have had plenty of further opportunity to study crime and criminals.

Shortly after my arrival I instituted a mental test which has been used in the prisons of England for several years. This is the so-called Columbian Test. It was used by me because of its simplicity and because the psychiatrists and medical officers in some of the English prisons gave me their experience, of its results, and rating as compared to their criminals and their crimes.

Anyone falling below a certain score was interviewed by our teacher who is a psychologist, and after his report to me, the inmate was given a psychiatric examination, if this was warranted.

Recently we finished scoring 816 inmates and the results are very interesting. These results form the basis of my paper to-day:

- (1) 81 inmates, or approximately 10%, were placed in the mental defective group.
- (2) 68 inmates, or 8.3%, were of borderline intelligence.
- (3) 180 inmates, or 22%, were placed in the dull normal group.
- (4) 394 inmates, or 48.28%, were placed in the normal group of our current population.
29 inmates, or 3.5%, were placed in the superior intelligence group.
- (5) 45 inmates, or 5.5% of our total population are illiterate.
- (6) 48 additional inmates have insufficient knowledge of English to read or write in it, but have a certain amount of knowledge in some other tongue.

*Columbian Score.**Age*

Up to 30 —Mental Defective . . .	10½ years or below
30 to 40 —Borderline	10½ years to 12
40 to 60 —Dull	12 years to 14 years
60 to 90 —Normal	14 years to 17 years
90 to 100—Superior	17 years or more

This then is a cross section of our population which ranges from the intelligence of the amoeba on one end to that of the archbishop on the other.

At this stage I wish to give you a psychiatric classification of prisoners. There may be many different classifications but to me they fall in five divisions.

I. NORMAL.

Those whose mental condition is not abnormal. In general the stable, intelligent offender whose list of previous convictions is not extensive.

- (a) Persons who are of relatively strong mentality and character and who deliberately choose a life of crime.
- (b) The accidental offender.
- (c) Persons of weaker mentality and weaker moral character who drift into crime because they are unable to face the difficulties of ordinary social life.

II. MENTAL DEFECTIVE OR FEEBLEMINDED AND BORDERLINE INTELLIGENCE.

The low grade feeble-minded recidivist. The high grade emotionally unstable, feeble-minded inmate.

III. NEUROPATHIC (not insane but subject to mental abnormalities).

(a) Psychopathic Personality:

Under this designation is a large group, approximately 25% of our total, who presents anomalies of character, which because normal or usual to the individual cannot be considered as evidence of a psychosis. These individuals differ from the normal in character and intensity of their volitional and emotional reactions, as a result of which they are unable to make an efficient adjustment to their environment. They lack continuity of purpose, fixity of ambition, and show a poverty of sentiment.

Sub Groups: Egocentric; Unstable; Inadequate; Schizoid; Cyclothymic; Paranoid; Impulsive; Sexual.

- (b) Epileptic: Individuals showing a history of either idiopathic or secondary epilepsy with the essential symptoms of grand mal, petit mal, or equivalent states should, unless psychotic symptoms are present, be classified in this group.
- (c) Post-Encephalitic Personality.
- (d) Alcoholic: Restricted to cases of chronic drinkers or spree drinkers. Those with dipsomaniac tendencies.
- (e) Drug Addicts: History of drug addiction regardless of how normal or how completely "cured" the inmate may be at the time of admission.
- (f) Psychoneurotic: The psychoneurosis group includes those disorders in which mental forces or ideas of which the subject is conscious, or unconscious, bring about various mental and physical symptoms; in other words these disorders are essentially psychogenic in nature. Special types are hysterical, psychosthenic or neurosthenic in nature.
- (g) Head Injuries: Traumatic cases without showing symptoms of insanity or definite intellectual retardation, but with presence of peculiarities obviously traceable to head injury.

IV. PSYCHOTIC.

V. POTENTIALLY PSYCHOTIC.

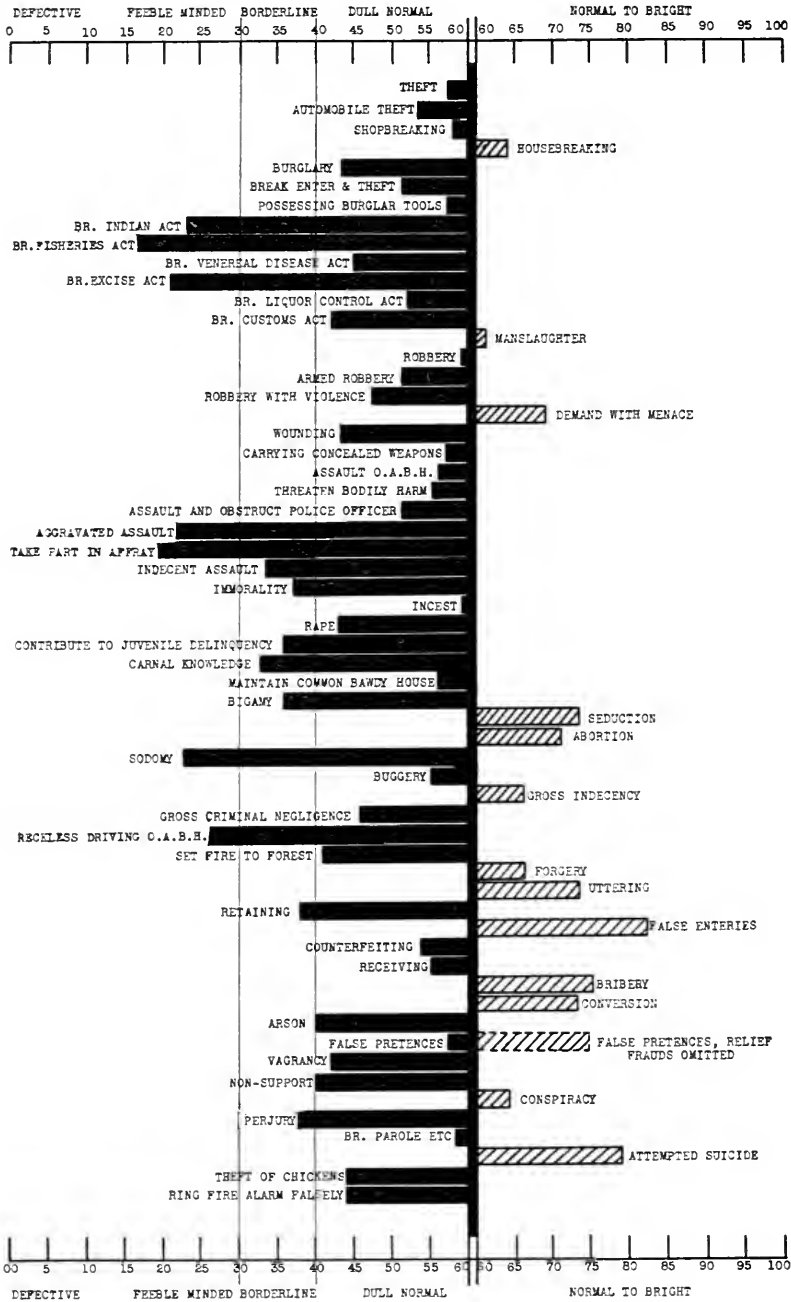
- (a) Recovered from psychosis.
- (b) Psychosis in remission.
- (c) Physical symptoms of incipient psychosis.

I do not wish to speak to you about groups IV and V because Dr. McClenahan will no doubt have a great deal more knowledge of these particular groups, and will deal with them.

The social problem group are not idiots or imbeciles. They consist chiefly of psychopaths, moral defectives, and mental inefficients.

A very thin line is drawn between the mental defective whose capacity of mind is at fault and the mental inefficient whose mind fails to function correctly. The persistent misconduct of certain delinquents is looked on by some of our critics as evidence of mental defect, while they truly belong to the "inefficient group".

The failure of adolescents to exercise the self control demanded by our social system may indicate mental defectiveness or it may indicate retarded growth of intelligence. Observation under experienced supervision, discipline and training in a reformatory may determine whether the fault is due to mental defectiveness or slow growth of intelligence.



The psychopathic personality may be associated with any type of crime. Mental defectiveness or illness may be suggested by their particular crime or their actions while serving sentence. Their incarceration is often reacted to by hostile, stubborn, violent and reckless conduct on their part. They make unjustifiable complaints in regard to their medical and custodial treatment and are often shrewd, cunning and capable. This type of offender is usually more or less under observation while under sentence and may develop persecutory ideas or insane delusions. He usually clears up towards the end of his sentence and follows a similar course on reconviction.

The mildest degrees of mental elation and depression may be responsible for inefficiency in adolescents and cause conviction for criminal acts. The same is true in mild degree of the praecox type. These show loss of interest in their environment, are idle, and may have an ill-defined sense of inferiority. They are unsocial and often suspicious, hesitating and hostile to authority and control. They indicate collectively only a slight departure from a state of reasonable adjustment.

The hysteric delinquent may also be mentioned. He makes himself known by mutisms, fugues, amnesias and fits. In a sympathetic environment he will go to any length.

The defectives who would not under present circumstances be certifiable under our acts comprise quite a sizeable group. Their mental equipment is of a lower standard than the community in general. They are sometimes referred to as the subnormal group. Among its members we find incorrigibles, recidivists, unemployables, paupers and alcoholists whose social inefficiency is the result of mental limitations. Feeble-minded persons, moral defectives, and certain members of the social problem group become alcoholists and drug addicts. The effect of alcoholism and drug addiction on young men is only too apparent in the nature of their offences and in the older recidivists is notoriously consistent.

The low mental calibre group live for the most part in the present. They are not troubled by past disappointments. They neither censure themselves nor anticipate the disapproval of others. They therefore adjust themselves too well to the Reformatory and repeated sentences mean nothing to them. They form the class who learn new methods of crime from reformatory associates, and despite their protestations of reform go forth to return on fresh convictions. They are always looking "for a break" and believe it was only bad luck that caused their arrest and they are really much more clever than the law enforcement officers.

Many of these present evidence of premature retrogression and little can be done for their improvement. Others have formed indolent and indulgent habits too fixed for mental effort.

*Classification on Basis of Crime with Average Mental Rating
of Each Crime Group.*

The crime groups are given in their ascending averages as they scored.

Mental Defectives and Borderline Groups.

Breach of Fisheries Act,
Take part in an affray,
Perjury,
Reckless Driving, O.A.B.H.,
Aggravated Assault,
Breach of Excise Act,
Sodomy,
Carnal Knowledge.

Bigamy,
Contributing to Juvenile Delinquency,
Immorality,
Retaining,
Indecent Assault,
Non-support,
Arson.

The Dull Normal Group.

Fire Forest,
Vagrancy,
Breach Customs Act,
Rape,
Hounding,
Burglary,
Ring Fire Alarm.

Theft of chickens,
Breach of Venereal Disease Act,
Criminal Negligence,
Robbery with Violence,
Armed Robbery,
Break, Enter and Theft,
Breach Liquor Control Act,
Automobile Theft,
Counterfeiting,
Threatening bodily harm,
Receiving,
Buggery,
Assault O.A.B.H.

The Normal Group.

Maintaining Bawdy House,
 Carry concealed weapons,
 False pretences (lowered by relief frauds),
 Theft,
 Possessing Burglar's Tools,
 Breach of Parole Act,
 Shopbreaking.

Incest,
 Robbery,
 Manslaughter,
 Conspire,
 Housebreaking,
 Forgery.

Gross indecency,
 Demanding with menace,
 Abortion,
 Uttering,
 Conversion,
 Seduction,
 Bribery,
 Attempt Suicide,
 False Entries.

The scoring of a few thousand cases might shift the position of an average group slightly, but in the main they run practically true to form in what you would expect the mentality of each group to be.

General characteristics of certain crime groups.

ROBBERY. Average intelligence slightly higher than other crime groups, excepting fraud—relatively younger offenders, aggressive, anti social, unreflective, impulsive and egocentric characteristics prominent—emotionally cold.

FORGERY. Superior intellectually usually recidivists—offer poor outlook for rehabilitation, alcoholism frequent—many are highly psychopathic.

BURGLARY. Relatively inadequate, a social attitude, vagrancy, nomadism and alcoholism, frequent average age older than robbery group and less intelligent—do not build system or rationalization as easily as robbery group.

ASSAULT. Most commonly feeble minded—unstable—complicated with alcoholism.

SEXUAL. Constitutional homo-sexuals — feeble minded — alcoholics with latent homo-sexuality coming to surface, senile with heightened sexual attitude often caused by prostate disease.

The mental make-up of the inmates of our reformatories is very varied, and that apart from mental illness, defectiveness, or minor disorders a large number are subjects of temperamental disabilities which result in crime because they are not corrected or controlled in childhood. Society demands self-control and reformatory life would become intolerable unless the inmates were subjected to the necessary discipline. In fact, I believe that discipline in the fullest sense of the word, is the necessary treatment for these individuals.

Delinquent conduct may be due fundamentally to hereditary dispositions, which when presented separately in the parents are not socially disabling, but may cause disharmony when combined in the offspring. Environment and training in childhood also have a great deal to do with our admissions.

After investigating a few hundred cases one is struck by the number of broken homes these younger inmates come from. Father or mother dead, stepmother or stepfather they could not get along with; father or mother drank to excess or other immorality took place in the home. The inmate was a misfit in the family or the family was a misfit in the community.

The family background should be investigated in regard to:

- (1) Education of parents
- (2) Economic status
- (3) Family delinquency.

The personal history of the inmate prior to commitment should be built on the following points:

- (1) Intelligence
- (2) Mental condition
- (3) Age at leaving home
- (4) Mobility
- (5) Age that offender began work
- (6) Work habits
- (7) Skill
- (8) Economic responsibility
- (9) Family relationship
- (10) Use of leisure time
- (11) Church attendance
- (12) Age at first delinquency
- (13) Prior arrests.

The results of this check-up would convince anyone that in a goodly number of cases had help been given the child by some agency with the proper influence and authority, a good many of our inmates would have never been committed. Prevention is better than cure. A

great deal more could be done in the organization, control and supervision of playgrounds for children who are not reached by Christian agencies at the present time,—with beneficial results.

No scientific treatment of crime is going to empty our prisons. No good doctor however, should leave his patient without a prognosis. I am able to tell you to-day, that we can tell pretty well when our inmate leaves the Institution, whether his prognosis is bad or good for the future, in regard to delinquency. Any superintendent, police magistrate, judge or parole board should be able to figure any inmate's chance of non-delinquency by scoring on five points.

(1)	WORK HABITS.	SCORE.
	Good	23
	Fair	10
	Poor	5
(2)	ECONOMIC RESPONSIBILITY.	
	Fair	23
	Poor	7
(3)	AGE AT FIRST KNOWN DELINQUENCY.	
	14 and over	13
	Under 14	5
(4)	PRIOR ARRESTS.	
	No	23
	Yes	8
(5)	MENTAL DISEASE.	
	None	18
	Psychotic	2
	Psychopathic	0

A man scoring 85 or over has eight out of ten chances of becoming and remaining a non-delinquent. There are two out of ten chances of his being a minor delinquent.

A man scoring 72 to 85 has a little over five out of ten chances of being non-delinquent. He has one and one-half out of ten chances of being a serious delinquent throughout, and less than one chance in ten of being a minor delinquent.

A man scoring less than 72 has but one and one-half chances in ten of becoming a non-delinquent after the finish of a term in the reformatory. He has three and one-half chances in ten of being a serious offender and two and one-half chances in ten of being a minor offender.

Reformatories

INDUSTRIAL FARM, BURWASH.

DEAR SIR:

I wish to submit to you the Annual Report for the fiscal year ending March 31, 1937.

In my former report, I mentioned that preparations were made to add a Hospital and Dormitory building to our new Cell Block, which was completed late in 1935, by the Department of Public Works. In the spring of 1936, Mr. D. J. McBeth was appointed to our staff, as Clerk of Works, and took charge of the building operations on the new section, which was carried up to the second floor level during the year. The concrete slab was covered in and temporary heating installed, so that work was continued throughout the winter. Considerable grading was completed around the Cell Block and roadway, also some grass and shrubs started. Drainage along the road was completed, and a number of old wood buildings removed or repaired. This work made a decided improvement to our property, from the Cell Block to the Administration Building.

Two double houses in the main residential area were re-covered with Manitoba siding, and two houses at Farmlands, which had been vacant for a number of years, were overhauled and put into use. New heating and sewage equipment were added to these two houses, as well as, sewage equipment installed in the two adjoining houses.

During the summer, a new horse barn was completed at Camp Five, and was a decided asset to our lumbering and wood cutting operations in this area. Our barns at Camp One, were equipped with much needed electric light during the year. A number of our buildings, including the house mentioned above, Camp One main building, stores, laundry, staff and office buildings and the old Dormitory were painted. A new water tank and pumping equipment were installed at Camp Five.

Unfortunately, due to extremely dry weather, our hay and grain crops were very light. However, our potato crop was particularly good, and we had sufficient hay and oats to carry us through the winter. During the month of July, like many other sections of the North, we had several severe bush fires on our property. Fortunately, we did not lose any of our big timber as the fires were confined chiefly to swamp lands and small timber. We were in a position to salvage most of the dead trees for firewood, during the following winter. Large quantities of wood were also produced from the burned area, and in addition, we added about one hundred acres to our farm area at Camp Five. Permit me, at this time, to pay tribute to the splendid loyalty and work of the officers and men in keeping the fires under control. Of some one hundred and fifty fighting men, not one so much as made an attempt to escape, and many had every opportunity.

For many years, you will recall that you had considered a plan to lower the water levels around the Main Camp, in order to prevent flooding of our low land near the C. N. R., and to, perhaps, add good land to this area. This plan was carried out with excellent results by digging a straight deep ditch from the Station

Lake, and by cleaning Massey Creek of all logs and brush, for a distance of approximately three miles and by removing two dams built during the period, when Massey Creek was used for log drives.

Our lumbering operations during the winter 1936-1937, were fairly successful, although we did not take out the quantity anticipated. The cut totalled slightly over half a million feet. Lumbering and wood cutting was made difficult due to a rather mild winter. In the fall, and also the late winter, we had heavy rains, and at times it was impossible to put a gang or teams into the bush, particularly in Sheppard Lake and Massey Creek areas, where the men from Camp One and the Main Camp, were cutting. Camp Five gangs were more fortunate in being on higher ground and did particularly well, considering their population.

The production of fuel is becoming more difficult each year. Wood is still plentiful on the property but not in the vicinity of our heating plants. Much time is lost in taking the men to and from work, in addition to this, most of the high lands have been cut over in former years. To overcome this problem, the Department decided that we burn coal at the Main Camp, in order that we might build up a stock of wood, which would be dry before burning. Heating experts estimate that dry wood will produce one-third more heat value, than green wood. The advantages of the plan will, of course, not be noticeable this year, but should with proper supervision, be a decided improvement in the future. Green wood has been burned here for many years and I am very grateful to Departmental officials, who recommended this change.

The health of our inmates was well cared for under the direction of Dr. W. H. Hills, and his staff. Dr. D. S. Pugh, Assistant Medical Officer, resigned in December, 1936, to take up work in the Sudbury district, and was replaced by Dr. F. R. Ross.

Divine services have been conducted by Adjutant and Mrs. Talbot, Reverend Mr. Bruce of Copper Cliff, and Reverend Father Pereaault. We, also, had several visits from members of The Gideons, arranged by Mr. Green. Permit me to express my thanks for the interest taken in the spiritual welfare of our inmates.

Our teachers, Mr. Judd and Mr. Bull, resigned after a number of years service, and were replaced by Mr. Patterson and Miss Sheffield. Let me just mention, too, that the formation of a Home and School Club created a splendid feeling among our staff and families.

Several new officers have been added to our staff and we now have an organization, of which I am very proud, and I wish to thank our Sergeants, Heads of each branch, and the officers under their control for the splendid support which they have given me.

In conclusion, let me again express my thanks to The Honourable Mr. Nixon, and yourself for your friendly visits and support, also to Inspector McJannet, Mr. Hillock, and other members of your staff, for their valuable assistance.

Yours very truly,

T. M. GOURLAY,

Superintendent.

MR. C. F. NEELANDS,
Deputy Provincial Secretary,
Parliament Buildings,
Toronto, Ontario.

THE ONTARIO REFORMATORY, MIMICO

DEAR SIR:

I herewith submit the annual report of the Ontario Reformatory, Mimico, for the year ending March 31, 1937.

GROUNDS AND PLANT

Since our last report the former Industrial School property comprising some sixty acres has been turned over to this Institution. This property includes one building known as the Beverley Jones cottages, which has since been fitted up and remodelled to accommodate seventy-five inmates; one bank barn forty feet by one hundred feet, in good condition; also the former Superintendent's Residence will shortly come under our jurisdiction.

INMATES

During the past year 376 prisoners were admitted, to serve sentences of varying lengths. The longest sentence was two years less one day determinate and two years less one day indeterminate. The shortest sentence was three months. None of these prisoners had been sentenced to corporal punishment. Since our last report the classification of inmates admitted to this Institution has been changed to second offenders over twenty-one years of age. However, we have continued to receive a very good type of men, whose conduct and industry have been satisfactory.

Discipline. The discipline with few exceptions has been maintained to a high order.

Health. Since our last report Dr. D. S. MacLennan has been appointed Medical Officer to replace Dr. J. D. Heaslip, who was appointed Superintendent of the Ontario Reformatory at Guelph. The high standard as regards the health of the inmates has been maintained. During the year there were 490 days hospitalization for 77 inmates, due largely to a mild epidemic of influenza. In addition, three inmates received 95 days hospitalization at St. Joseph's Hospital, Toronto.

Religion. Rev. Mr. Williams (Church of England), Rev. Mr. Marsh (United Church), Mr. Hayhoe (Plymouth Brethren), Father McGrath (Roman Catholic), and the Salvation Army look after the spiritual welfare of the inmates. Their zealous and effective work merits our deep appreciation.

FARM

Stock. Since our last report our dairy herd has been depleted by seven head. Five aged and low butter fat testing cows have been culled out, and two have died. During the year the plan of keeping all good heifer calves has been adopted. In this way we hope to build up our herd and keep it built up in future.

Production. Owing to excessive heat and lack of sufficient rainfall during midsummer, our grain crops were very light. The hay crop was fair. The

potato and root crops were about fifty per cent. The products from live stock were as follows:

- Dairy herd—301,762 pounds of milk.
 8 heifer calves (being raised for milch cows).
 12 calves sold for vealing.
- Swine —177 hogs, 37,430 pounds live weight, sold to Ontario Reformatory abattoir at Guelph;
 9 hogs, 1,374 pounds dressed weight, supplied to our kitchen.
- Poultry —1,983 dozen eggs.
 1,100 pounds dressed poultry.

INDUSTRIAL

Plant. During the year one small tile kiln has been added to the list of kilns already in use. This was constructed entirely by inmate labour. The only expenditures incurred were for firebrick, fireclay, steel and mortar.

Production. During the year the following was produced in our Industrial plant:

- 547,000 brick.
- 80,000 square feet of floor tile and wall tile.
- 22,500 floor and wall tile fittings.
- 42,000 agricultural tile.
- 84,000 structural tile.
- 14,500 pieces of roofing tile and fittings.

The revenue from sales amounted to \$39,328.63.

RECOMMENDATIONS

I should like to recommend for further consideration the following matters mentioned in our last report:

1. The appointment of a full time teacher qualified to teach technical courses. These classes to be held for one hour per day during work hours. I believe that the men would be more inclined to avail themselves of the benefit of these classes in this way, than if held after hours.

2. The replacing of the present dormitories with a cell system, or part cell system, for the reasons already stated.

3. The establishing of a system of Probation Officer or Big Brothers, to take a sympathetic interest in the men after release.

In addition, I should like to recommend:

4. That a strike wire fence with overlapping barbed wire be erected along the coal pile and continued to the end of the pit.

Recommendations three and four of my report of April 14, 1936, have been carried out, and have been taken advantage of and greatly appreciated by all inmates.

GENERAL

I wish to thank the various officers of the Department for valuable counsel and assistance, and the officers and staff of the Institution for the loyal support which I have received during the year.

I have the honour to be, Sir,

Your obedient servant,

J. R. ELLIOTT,
Superintendent.

C. F. NEELANDS, ESQ.,
Deputy Provincial Secretary,
Parliament Buildings,
Toronto, Ontario.

TORONTO MUNICIPAL FARM

LANGSTAFF, ONT.,

APRIL 15, 1937.

C. F. NEELANDS,
Deputy Provincial Secretary.
Parliament Buildings,
Toronto, Ontario.

DEAR SIR :

In presenting the Annual Report for the year ending 31st March, 1937, may your attention be invited to the following :

1. The number of men in custody during the year shows an increase of 626 over 1936. The category most affected by this increase is that of false pretences the number of which is more than doubled i.e. from 72 in 1936 to 146 in 1937. There are, of course, other categories affected but the one of false pretences is outstanding and perhaps confirms the impression that an increasingly large percentage of the population in the past few years have resorted to this method of gaining a livelihood. Not all of these cases, however, have been brought about by the clever cunning of the prisoners but all too often by the indirect invitation of an over-zealous salesman or retailer who, for example, encourages a man to furnish a flat or even a house on the hire-purchase system without making sufficient investigation as to whether the client is financially and morally a responsible person. The client having been encouraged, in fact pressed, to accept articles of furniture on the understanding that he pays for them in instalments has no chance of doing so honestly and so, determined to retain these things of comfort to which he unlikely had previously been accustomed, he first obtains money by some questionable means and as pressure is brought to bear by the original owners he moves to another district; is again located and finally sells the furniture in an attempt to get even or to get away from the law. This equally applies to the sale of almost any commodity and particularly so to the sale of automobiles and radio sets. There is no question as to the temptation this system places before those whose power of resistance is not too strong.

2. *Discipline.* During the winter months there was some unrest among the inmate population. As is usual this state had been developed by a few whose chief object in life is to oppose the law and any person or thing representing it. A number of these men were working very secretly and at times had a large percentage of the population ready to create disorderly scenes. It was necessary therefore to take additional precautions also to increase the Staff. After a period of some weeks this feeling of uncertainty gradually died as those responsible were appropriately dealt with. This type of man is usually, but not always, a hardened offender who prides himself on his pretended knowledge of the criminal code and other acts governing the administration of Justice. They are known as Penitentiary or Barrack-room lawyers and are ever ready, in fact anxious, to advise others, frequently convincing their listener that he has been unjustly dealt with and that in future he should regard the law and all its appurtenances with the utmost disfavour and do all in his power to oppose its administration. Generally speaking these men are disloyal subjects who still retain the traits of the un-

civilized believing that this Dominion is a place to live off but by no means for. It has been found that inmates in general, are more prone to listen to agitators during the winters' unpleasant weather. It is believed this is so because so few of those in custody are willing to accept any work which is irksome or which they regard as intolerable. In other words they do not expect to be inconvenienced to any extent during their incarceration but, as there is little indoor work provided during the winter or at any other time, there is generally a feeling of antipathy towards the type of outdoor manual labour they are called upon to do. Being in this frame of mind they are easily led by the agitator to be resentful and eventually rebellious. Should a disturbance finally take place those actually responsible for bringing about such a situation are usually, if not always, conspicuous by their apparent lack of interest and activity. These men have repeatedly stood by and allowed those they have misguided into creating disturbances take full responsibility and punishment. In spite of this and of warnings at frequent intervals the agitators can always depend on an audience.

There were six escapes during the year. In all but one case the period of liberty was very brief—one being still at large.

3. *Health.* In January, 1937, a mild epidemic of influenza developed and over a period of from 4 to 5 weeks 140 inmates were admitted to the hospital ward where they received medical care and treatment under the direction of the Medical Officer. Members of the Staff took charge of the ward and were very ably assisted by some inmates who acted as nurses. There were 40 patients in the ward at one time and while a few cases were quite severe none were transferred to outside hospitals. There were no deaths from influenza and only one during the period under review.

4. *Farming.* Farming operations during the year were fair only due to the stunted growth in the summer which was the result of a long drought and exceptionally hot weather. The Barley and Oat yield was badly affected, only one-third of a normal crop being harvested. The wheat crop, however, was good and yielded slightly over 42 bushels per acre.

5. *Staff.* The Staff has continued to render conscientious and loyal service throughout the year. They are to be commended for their sense of duty and tact in dealing with unpleasant and difficult situations.

We are indebted to those who, during the year, provided entertainment, religious services and spiritual advice to the inmates. Services, the attendance at which is not compulsory, were well attended and appeared to be enjoyed.

We also feel indebted to the Hon. Mr. Nixon for his sympathetic understanding of our problems and to yourself and Staff for your continued co-operation, advice and support.

Yours truly,

G. HEDLEY BASHER,
Supertintendent.

ANDREW MERCER REFORMATORY
1155 KING STREET WEST,
TORONTO

APRIL 27, 1937.

C. F. NEELANDS,
Deputy Provincial Secretary.
Parliament Buildings,
Toronto, Ontario.

DEAR SIR:

I have the honour to submit to you the annual report, with the statistical tables attached, of the Andrew Mercer Reformatory for Females for the year ending March 31, 1937.

The institution functioned along the lines of previous years, with nothing outstanding happening. Discipline was well maintained during the year, considering the number of incorrigible girls admitted here from other institutions. The school and library continue their excellent work. Building repairs and improvements are constantly being made.

Weather permitting, the inmates are given recreation in the yard after noon and evening meals. The interest in softball continues, and radio music is given at meal times and in the evening.

The past year has been completed without any serious incidents. The general health of the inmates has been excellent, no epidemics and no deaths. Nine inmates were transferred to Ontario Hospitals. There is a field for psychiatric work among our inmates.

I wish at this time to express our thanks to the organizations who so generously gave their time and efforts to bring pleasure to the inmates. Our gratitude is extended to the different clergymen and lay-preachers who have so faithfully ministered to the religious needs of the inmates, and the faithful staff of teachers for their unfailing attendance in the Sunday school.

I desire to take this opportunity to extend my thanks and appreciation to the officials of the Department and to the staff of this institution, whose faithful co-operation and assistance are gratefully acknowledged, and I wish to thank you, Sir, for the consideration and support with which you have always favoured me.

Yours very truly,

JEAN MILNE,
Superintendent.

Board of Parole

THE ANNUAL REPORT OF THE ONTARIO BOARD OF PAROLE

FOR THE YEAR ENDING MARCH 31ST, 1937.

The Ontario Parole System has, through its efforts during the year just ended, proved an effective instrument of rehabilitation. Through the close supervision of men and women under this System, particularly toward home and family obligations, a decided improvement has been evidenced. Closer co-operation with both municipal and provincial police, assisted materially by the public, owing to a more sympathetic understanding of the System, a finer spirit of human relationship now exists. The Board, we believe, through its officers has now created a better understanding with the men and women under its supervision.

Under Chapter 362, Revised Statutes of Ontario, the Board of Parole has power to deal with persons who have been sentenced for offences under the Provincial Statutes. Under Section 43 of the Prisons and Reformatories Act, Revised Statutes of Canada, Chapter 163, the Lieutenant-Governor of the Province of Ontario has power to appoint a Board of Parole for the said Province, whose duty it is to inquire from time to time into cases of persons sentenced to the Ontario Reformatory, the Andrew Mercer Reformatory, or any Industrial Farm; and where, as a result of such inquiry the Board thinks proper, it may permit prisoners serving indeterminate sentences to be paroled under conditions approved by the Minister of Justice.

Upon the admission of such a prisoner to one of these Institutions, the Superintendent sends all the information available regarding the prisoner and his case to the official who is the Secretary and Chief Officer of the Parole Board. This in the name of the Magistrate, previous record, as far as it is available at that time, formation includes the facts respecting the offence committed, the sentence given, the name and address of near relatives and information regarding prospective employment in case parole is granted during the sentence. The Parole Officer obtains a report from the Court which passed sentence and ascertains and investigates the past history of the prisoner.

The prisoner is listed for a personal appearance before the Board and a hearing at a date prior to the termination of the definite portion of his sentence. Immediately before the date of that hearing the Parole Officer summarizes the prisoner's fyle and when the Board meets and is ready to deal with the case this summary and the report from the Court are read. The prisoner is brought before the Board and seated with the members at a table, answers the questions which are asked and has an opportunity to present any statement which he wishes to make.

It should be noted at this point that prisoners serving indeterminate sentences are brought before the Board irrespective of conduct and progress made while in the Institution but the Superintendent of the Institution is present at the hearing to give all information available, including conduct, industry, faithfulness and compliance with the rules of the Institution.

Although parole may be authorized in any case it cannot be made effective until satisfactory employment is provided for the prisoner when he is ready to be paroled. He is required to have his prospective employer send to the Parole Officer a written guarantee of employment. This proposed employment, as well as the conditions in which the person would be working and living are investigated by the Parole Office. If such conditions are adjudged satisfactory the parole documents are completed with the signatures of the prisoner, the Secretary of the Parole Board and the Superintendent of the Institutions, the prisoner being given a copy of the parole documents and the required report forms, which he must complete monthly during the balance of the sentence.

The Police of the District in which he is to reside and work are advised that he has been placed on parole and they are requested to give supervision and assist the person in becoming re-established as a good citizen. The Parole Officers also visit the person on parole from time to time until the expiration of sentence and give whatever assistance and advice is required.

If the prisoner violates the Conditions of Parole he may immediately be placed in custody and returned to one of the Reformatories or Industrial Farms to face the Board, answer for his actions and make any statement he cares to present. The Board has authority to revoke the parole, replace him on parole as may be advisable in exceptional cases.

Ontario is the only Province of Canada with the indeterminate sentence and a Parole Board. The authority for the indeterminate sentence in Ontario and for the establishment of a Parole Board was given by the Parliament of Canada in 1916. It is obvious that in earlier years the system was experimental. It has been generally effective. It is a stepping-stone between imprisonment and full citizenship. The following are the statistics for the past three years. The year 1935-36 includes a period of 17 months from November 1st, 1934, to March 31st, 1936.

	1934	1935-36	1936-37
Number of meetings held	27.	45.	35.
Parole authorized	987.	1421.	942.
Paroles put into effect	806.	1067.	824.
Disappeared while on parole	42.	24.	26.
Committed crime while on parole and re-convicted	67.	70.	44.
Returned to Reformatory and paroles cancelled	9.	17.	9.

Many of these prisoners paroled are heads of families, and too often with the bread winner in custody the family must be dependent on charity or public relief. By the one process of granting parole the family is likely to become self-supporting and the Province is saved the cost of maintaining the prisoner in the Institution.

The Board wishes to express its appreciation to the various Chiefs of Police throughout the Province, the Provincial Police and the Royal Canadian Mounted Police for the splendid assistance given during the past year, as well as the Department of Hospitals for the mental examinations of inmates. The Board recognizes the fact that while the Police and Parole Officers can and do give valuable assistance to persons on parole that, nevertheless, if a person on parole is to become a good citizen, it will be largely through the efforts of himself and of other citizens in daily contact with him. Therefore, those citizens, great in number, are publicly commended for their efforts on behalf of those less fortunate

than themselves and for the kindly spirit and the cheerful word which is frequently of more value than financial assistance.

Since our last report Mr. W. B. Common, K.C., of the Department of the Attorney General, has been appointed as a member of the Board. His knowledge and services have been of great value.

The members of the Board for the year were as follows:

J. F. McKinley, Judge of the Family Court, Ottawa, Ontario.

Leon J. Long, Barrister, Stratford, Ontario.

Col. Arthur F. Hatch, retired manufacturer, Hamilton, Ontario.

R. Stewart Clark, Barrister, Guelph, Ontario.

W. B. Common, K.C., Barrister, Toronto, Ontario.

Mrs. Daniel Strachan Toronto, Ontario.

All of which is respectfully submitted.

The Salvation Army

A REPORT OF THE MEN'S POLICE COURT WORK IN THE CITY OF TORONTO

FOR THE YEAR ENDING SEPTEMBER 30TH, 1937

In presenting this annual report of the Police Court Work of the Salvation Army in Toronto, for the year ending September 30th, 1937, we desire to say that we are highly appreciative of the many facilities provided by the Court authorities for the effective operations of our workers. The co-operation thus extended has been an important factor in the success that has attended our work on behalf of the prisoners and their dependents.

Brigadier E. Owen regularly visits the Courts in the interests of men who have violated the law, and by means of interviews before or after trial, or by addressing the Court during the trial, and by offers of care for the prisoner, if discharged, very valuable work has been done for the prisoner as well as the prisoner's family. A similar service is rendered by Captain Esther Perry in connection with the Women's Courts.

DISCHARGED PRISONERS' WORK

Magistrates frequently avail themselves of the Army's facilities for caring for those in trouble by handing over to the care of our Officers, men from the Police Courts. These men are provided for in the Army's Institutions until work is secured, or those who have homes or friends are restored to them. Personal contact is maintained by visiting these persons in their homes, or meeting them at Headquarters, and this has been a great factor in their rehabilitation.

One of the difficulties that confronts discharged prisoners in obtaining employment is the lack of suitable clothing. A shabby appearance is not helpful to obtaining a job, but we do our best to remedy any defect in this direction by supplying men with presentable attire.

In addition to food and shelter, transportation—to a limited extent—is provided when work, or a home has been secured. As far as possible every man is dealt with individually, and in this way hundreds have been assisted to rehabilitate themselves.

Seeing that the Salvation Army has centres of operation in nearly all the towns and cities in Ontario, this Organization is in a position to help to restore men to their homes and friends outside the City of Toronto, and in this work the Army Officers, in the various towns and cities, splendidly co-operate with those in the Capital.

POLICE COURT CASES

It is encouraging to note that out of the many hundreds of men who pass through our hands from the Police Court only a very small percentage relapse

into crime. A number of these men have been brought to us by the police, but the only charge against them is that of being homeless. We readily receive them into our hostels.

This report deals only with Toronto Men's Police Court work and does not give an account of the work done at the Women's Police Court, or at Langstaff, Mimico or the Don Jail. These Institutions are dealt with in a further report.

How the Army's international character aids in local Police Court Work is shown by the following:

A young South African violated the law in Toronto. The magistrate, struck by his appearance, expressed to the Salvation Army Police Court Officer a desire to save this young stranger from prison, but thought that his home being in South Africa was a barrier. "Not at all," said the Salvationist. "The Salvation Army operates all over the world". For a few days the young man remained under the Army's care in Toronto while arrangements were made with the Army in Montreal where he was met and cared for prior to working his passage on a cattle boat to Cape Town, where he was also met and cared for by Salvationists ere he was sent up country to his rejoicing parents. Grateful letters for their timely aid were received by the magistrate and the Salvationist.

The attached statistics are impressive. No charge is made at any time for services rendered or for goods supplied to these men and their families.

THE SALVATION ARMY MEN'S SOCIAL DEPARTMENT REPORT ON WORK IN THE TORONTO POLICE COURTS

YEAR ENDED 1937

Visits to Police Court	728
Interviews with men—these interviews take place before the men come up for trial, in order to see whether we can be of any assistance	4,438
Number of men given to care of The Salvation Army by Police Magistrates	732
Number of letters or 'phone calls on behalf of men	999
Number of visits on behalf of men to relatives and prospective employers.	1,541
Visits are usually made to see what assistance we can be to the family, or to prospective employers, or to make reconciliation.	
Number returned to homes, friends, or work secured for	1,045
Our first effort is to get the person back home, or to get him back his old job, if lately employed.	
Meals and beds provided—just temporary assistance until we can get the man fixed up	7,534
Number provided with clothing	125
Many men who come from court are not clothed fit for work. These needs are met as far as our supplies permit.	

The above are The Toronto Police Court statistics only, and do not take in the work done at Langstaff, Mimico, Don, except as far as meals and beds are concerned.

WOMEN'S SOCIAL DEPARTMENT TORONTO POLICE COURT

YEAR ENDING SEPTEMBER 30TH, 1937

Number visits to Courts and Prisons	354
Number hours spent in Police Court	527
Number interviews	2,271
Number cases spoken for	76
Number remanded in care of The Salvation Army	68
Number handed over for outside supervision	3
Number sent to situations	24
Number sent to parents or friends	18
Number meals to Prisoners and Ex-prisoners	1,095
Number beds to Prisoners and Ex-prisoners	569
Number articles of clothing given away	154
Number carfares paid	207

THE SALVATION ARMY TORONTO POLICE COURT. MEN'S SECTION

STATEMENT OF INCOME AND EXPENDITURE FOR THE FISCAL YEAR ENDED SEPT. 30, 1937

EXPENDITURE	INCOME
To Salaries	<i>By Grant—</i>
Rents	City of Toronto
Travelling	Donations
<i>Administrative—</i>	Deficit
Printing and Stationery, Postage, Telephone, Telegram, Steno- grapher, etc.	
<u>\$2,698.13</u>	<u>\$2,698.13</u>

A REPORT OF THE PRISON, JAIL AND POLICE COURT WORK
IN THE PROVINCE OF ONTARIO

FOR THE YEAR ENDING SEPTEMBER 30TH, 1937

We herewith present a brief report of the work done by The Salvation Army in the Prisons, Jails and Courts of Ontario.

Our Officers are continuously in touch with the inmates of the Langstaff, Mimico, Guelph, Burwash, Kingston, and other penal institutions and every man on discharge—if he has no place of residence—may be accommodated in our Home during such time as he is seeking work or arranging to return to relatives. In Toronto there is a special building for the accommodation of discharged prisoners, and a number of Officers are exclusively employed in looking after the interests of discharged men and their families.

It is very difficult for a man leaving prison to regain his former place in society, but many do so, and often the way is made easier for the man by arrangements made with our Officers prior to his release, to meet and welcome him.

Of course it is generally known that in the case of law-breakers the real sufferers are the wives and children. Prisons, as a rule, are far more comfortable than many of the homes in which the families live, and prison fare is far better than that which many working men can supply their families.

PRISONERS' WELFARE WORK

It is well that even the law-breaker should be spared unnecessary punishment while in prison, but it is sad that the innocent should suffer at home for the wrong-doer. The Salvation Army, as far as the funds at its disposal will allow, strives to alleviate the condition of the dependents of prisoners. In practically every town and city our Officers are available for visiting the families of men in prison and helping the man on his return home.

The following is an extract from a report of the Superintendent of Penitentiaries:

"All wardens speak highly of the welfare work with discharged convicts which is carried on by The Salvation Army. It is apparent that the organization has increased its efforts, and is assisting more discharged prisoners in Canada than at any time during its history. On behalf of this branch, and the wardens of penitentiaries, I again desire to express our thanks and deep appreciation of this organization."

The experience of The Salvation Army goes to prove that there is no factor in the permanent reformation of the wrong-doers so powerful as the effects of religion, therefore it is to the spiritual nature of the prisoner that Salvationists urgently appeal by means of personal interviews and religious meetings. Thus to the thousand religious services conducted in the Ontario Prisons during the year, and the hundreds of personal interviews, plus the contacts in their own homes, and the Social Service Office on their release, may be attributed in a great measure the change of heart an encouraging number of discharged prisoners experience.

In closing I want to put on record our gratitude and thanks to Superintendents and Officials of the various Institutions, also to Magistrates and Crown Attorneys for their real sympathy and help in cases where they feel that mercy can be extended yet justice done. I want to refer also to the sympathy shown by the Officials of the Parliament Buildings, Honourable H. Nixon, Mr. C. F. Neelands, also the Attorney General and others who give us the opportunity of serving in this manner.

Visits to Jails, Prison and Police Courts including visits when Services are held	4,722
Interviews with men	10,563
Religious Services conducted in Prisons and Jails	1,611
Men handed to The Salvation Army, met on discharge or who have come direct to the Prison Office	2,360
Meals and Beds supplied free	9,685
Letters written, or calls made by 'phone in order to bring about reconciliation, or seek employment for discharged men	3,396
Visits to home, or prospective employers on behalf of prisoners	4,041
Employment secured, returned to former jobs or sent back to parents or friends mostly from Police Court	2,197
Number provided with clothing	942
Gifts are given to men at Christmas at all Prisons and Jails.	

PRISON AND POLICE COURT WORK IN THE PROVINCE OF ONTARIO

STATEMENT OF INCOME AND EXPENDITURE FOR THE FISCAL YEAR ENDED SEPT. 30, 1937

EXPENDITURE	INCOME
To assistance to Prisoners and dependents	<i>By grants:</i>
To expenses of Officers engaged in Prison and Police Court Work:	Province of Ontario
<i>Burwash:</i>	City of Toronto
Salaries	City of Kingston
Rents and Rates	Kingston Social Service Council
Incidentals	Donations
1,225.41	
<i>Guelph:</i>	
Salaries	
Incidentals	
572.79	
<i>Toronto—Men's Police Court:</i>	
Salaries	
Rents	
Travelling	
Incidentals	
2,698.13	
<i>Toronto—Women's Police Court:</i>	
Salaries	
Administrative and Incidentals	
974.90	
<i>Kingston:</i>	
Salaries	
Incidentals	
1,266.15	
\$ 9,043.48	Deficit
	1,539.23
	<u>\$ 9,043.48</u>

Annual Report upon the Gaols in Ontario

FOR THE YEAR ENDING MARCH 31ST, 1937

1.	City Gaols (Toronto and Hamilton)	2
	County Gaols	35
	District Gaols	10
	Total number of Gaols in Ontario	47
2.	Total expenditure for Gaol Maintenance in Ontario:	
	For year ending March 31st, 1936	\$424,968.57
	For year ending March 31st, 1937	455,043.32
3.	Average maintenance cost per day per prisoner:	
	For year ending March 31st, 1936	\$1.16
	For year ending March 31st, 1937	1.01
4.	Average dietary cost per prisoner:	
	For year ending March 31st, 1936136
	For year ending March 31st, 1937142
5.	Number of Prisoners committed:	
	For year ending March 31, 1936	24,053
	For year ending March 31, 1937	27,592
	Increase	3,539

COMMITMENTS

	1935-36	1936-37	Decrease	Increase
Murder	24	20	4	
Manslaughter	33	39		6
<i>Crimes:</i>				
Against the Person	1,101	1,336		235
Against Property	6,025	6,573		548
Against Public Morals and Decency	569	701		132
Against Public Order and Peace	12,862	15,500		2,638
Mentally Ill	401	476		75
Number of Prisoners Sentenced	16,356	20,618		4,262
Number of Days Stay of Prisoners	364,926	453,232		88,306
Escapes	15	13	2	
Escaped and Recaptured	10	11		1
Deaths in Gaols	6	17		11

The following tables show total Sex, Social Conditions, Habits, and Educational Status of all prisoners committed:

Sex

	1935-36	1936-37
Male	22,805	26,130
Female	1,248	1,462

Social Conditions

Married	8,573	9,698
Unmarried	15,480	17,857

Habits

Temperate	9,563	9,964
Intemperate	14,490	17,628

Educational

Could Read or Write	22,935	26,376
Could neither Read nor Write	1,552	1,216

The following tables show the Nationality, and Occupation of all prisoners committed:

Nationality

Canadian-born	17,193	20,187
English	1,552	1,760
Irish	711	796
Scotch	1,010	1,005
United States	526	515
Other Countries	3,061	3,329

Occupations

Agricultural	1,174	1,442
Commercial	5,509	4,527
Domestic	1,340	1,354
Labourers	12,638	14,673
Professional	416	300
No Occupation	565	820

NUMBER OF PRISONERS COMMITTED REPORTED AS DRUG ADDICTS

Cobourg	1	Peterboro	4
Hamilton	25	St. Catharines	3
London	1	Toronto	294
Milton	3	Windsor	2
Napanee	2	Woodstock	1
Owen Sound	1	North Bay	1
		Total	338

NUMBER OF TIMES COMMITTED

	1935-6	%	1936-7	%
First Time	12,633	56.6	14,199	51.4
Second Time	4,289	17.8	4,700	17.1
Third Time	2,352	9.7	3,088	11.1
Over Third Time	3,779	15.9	5,605	22.4
	<u>24,053</u>		<u>27,592</u>	

Offences for which prisoners were committed and sentenced during the year.

A. CRIMES AGAINST THE PERSON

	COMMITMENTS			SENTENCES		
	Male	Female	Total	Male	Female	Total
Abduction.....	22	5	27	4	1	5
Abortion.....	5	4	9	1	2	3
Assault, Common.....	748	21	769	467	14	481
Assault, Felonious.....	220	6	226	112	5	117
Attempted Suicide.....	42	25	67	13	9	22
Cutting and wounding and attempting same.....	46	1	47	20	20
Shooting with intent.....	15	2	17	8	2	10
Stabbing.....	1	1	1	1
Manslaughter.....	36	3	39	10	1	11
Murder.....	15	5	20	5	1	6
Carnal Knowledge.....	92	2	94	52	1	53
Rape and Assault with intent to rape	20	20	8	8
Total A.....	1,262	74	1,336	701	36	737

B. CRIMES AGAINST PROPERTY

	COMMITMENTS			SENTENCES		
	Male	Female	Total	Male	Female	Total
Arson and Incendiarism.....	49	3	52	30	2	32
Break, Enter and Theft.....	1,282	18	1,300	1,132	10	1,142
Robbery.....	135	8	143	100	4	104
Forgery.....	104	21	125	87	10	97
Fraud.....	307	10	317	232	7	239
False Pretenses.....	552	33	585	428	19	447
Larceny and Theft.....	2,765	133	2,898	2,418	73	2,491
Theft of Cars.....	252	1	253	213	213
Taking without owners consent.....	147	3	150	131	3	134
Receiving stolen goods.....	304	15	319	232	8	240
Trespass.....	431	431	358	358
Total B.....	6,328	245	6,573	5,361	136	5,497

Offences for which prisoners were committed and sentenced during the year.

C. CRIMES AGAINST PUBLIC MORALS AND DECENCY

	COMMITMENTS			SENTENCES		
	Male	Female	Total	Male	Female	Total
Bigamy.....	28	7	35	14	6	20
Indecent Assault.....	98	98	65	65
Indecent Exposure.....	101	5	106	63	4	67
Incest.....	26	1	27	17	1	18
Inmates and frequenters of Houses of ill-fame.....	75	46	121	50	29	79
Keeping Houses of ill-fame.....	38	85	123	28	57	85
Juvenile Delinquency.....	84	26	110	54	14	68
Perjury.....	17	17	10	10
Prostitution.....	5	11	16	5	10	15
Seduction.....	15	15	6	6
Buggery.....	33	33	23	23
Total C.....	520	181	701	335	121	456

D. CRIMES AGAINST PUBLIC ORDER AND PEACE

	COMMITMENTS			SENTENCES		
	Male	Female	Total	Male	Female	Total
Breaches of the Liquor Control Act.....	3,560	151	3,711	3,098	118	3,216
Breaches of the Excise Act.....	229	6	235	175	2	177
Breaches of the Narcotic and Drug Act.....	34	3	37	32	2	34
Breaches of the By-Laws (Do not include B.L.C.A.).....	319	6	325	277	5	282
Carrying unlawful weapons.....	77	2	79	57	57
Cruelty to animals.....	12	12	9	9
Drunk and Disorderly (Do not in- clude B.L.C.A.).....	6,589	309	6,893	5,733	240	5,973
Escaping from Constable.....	11	11	11	11
Escaping from prison or gaol.....	59	6	65	38	2	40
Gambling.....	248	4	252	182	3	185
Mentally Ill.....	387	89	476	355	83	438
Obstructing an Officer.....	103	3	111	78	1	79
Selling or giving liquor to Indians (Do not include B.L.C.A.).....	136	14	150	125	12	137
Vagrancy.....	2,914	224	3,138	1,861	101	1,962
Total D.....	14,683	817	15,500	12,031	569	12,600
E. OTHER OFFENCES NOT ENUMERATED ABOVE.....	3,337	145	3,482	1,267	61	1,328
GRAND TOTAL (Totals of A, B, C, D, and E).....	26,130	1,462	27,592	19,695	923	20,618

CITY and COUNTY GAOLS	Names of Officials			
	Sheriffs	Gaolers	Chief Matrons	Chief Turnkeys
Barrie.....	E. C. Drury.....	E. M. Garrity....	Mrs. E. Garrity.....	J. R. Weymouth
Belleville.....	J. D. O'Flynn.....	G. H. French.....	" E. French.....	Jos. Semain.....
Brampton.....	F. S. Hutchinson..	W. A. Partridge..	" H. Partridge..	Jas. Young.....
Brantford.....	C. S. Tapscott.....	J. Cook.....	" E. Cook.....	H. Slaught.....
Brockville.....	A. J. Traill.....	J. A. McLean.....	" M. McLean.....	J. Harrison.....
Cayuga.....	R. F. Miller.....	J. B. Smith.....	" A. Smith.....	W. J. Spittal...
Chatham.....	E. W. Hardey.....	P. J. Daigneau..	" G. Daigneau..	H. A. Ort.....
Cobourg.....	J. T. Field.....	F. J. Wight.....	" V. Wight.....	I. Palen.....
Cornwall.....	A. I. Macdonnell..	R. A. Cook.....	" I. Cowhey.....	J. Cowhey.....
Goderich.....	Robt. Johnston...	J. B. Reynolds...	" J. Reynolds...	K. White.....
Guelph.....	H. C. Waind.....	J. Clarke.....	" J. Clarke.....	J. Borland.....
Hamilton*.....	J. W. Lawrason...	F. V. Lalonde.....	" E. Lalonde.....	T. J. Hickmott..
Kingston.....	C. H. Wood.....	J. T. Hawkey.....	" G. Hawkey.....	N. Sleeth.....
Kitchener.....	G. H. Gillies.....	E. Langridge.....	" V. Langridge..	R. Schultz.....
Lindsay.....	J. Forman.....	H. W. Stone.....	" E. Stone.....	C. A. Grazelle..
London.....	D. A. Graham.....	C. H. Mitchell...	" J. North.....	W. H. Gray.....
L'Original.....	A. Landriault.....	A. Gelineau.....	" A. Gelineau...	E. Seguin.....
Milton.....	Wm. Anderson.....	F. McNiven.....	" F. McNiven...	J. C. Fleming...
Napanee.....	W. Deroche.....	W. H. Roe.....	" W. Roe.....	M. L. Roe.....
Orangeville.....	T. K. Slack.....	W. C. Barber.....	" G. Barber.....	W. R. Campbell
Ottawa.....	S. Crooks.....	A. G. Dawson.....	" M. Connell... A. Nicol	A. Nicol.....
Owen Sound.....	Wm. Breese.....	T. A. Ramage.....	" J. Ramage.....	W. H. Wright...
Pembroke.....	Alex. Morris.....	A. G. Brown.....	" M. Brown.....	C. Purpore.....
Perth.....	J. S. L. McNeely..	W. R. Somerville..	" W. Somerville..	J. Palmer.....
Peterboro.....	F. J. H. Hall.....	T. D. Johnston...	" S. Johnston...	S. D. Johnston..
Picton.....	A. E. Bowerman...	W. M. McWilliams	" V. McWilliams	
St. Catharines..	F. J. Graves.....	J. J. Dundas.....	" L. Dundas.....	A. V. Bracken..
St. Thomas.....	I. D. Cameron.....	C. P. Ermatinger.	" R. Donaldson..	R. B. Donaldson
Sarnia.....	A. J. Johnston...	E. J. Mott.....	" E. Mott.....	G. Gilbert.....
Simcoe.....	A. C. Pratt.....	G. Mercel.....	" J. Mercel.....	G. Holden.....
Stratford.....	H. D. Lang.....	A. T. Trethewy..	" A. Trethewy..	H. Brazier.....
Toronto*.....	W. H. Cane.....	H. G. Denning...	" M. Peers.....	A. Edwards.....
Walkerton.....	H. A. McGillivray.	V. M. Bell.....	" V. Bell.....	A. T. McDougall
Welland.....	V. L. Davidson...	D. Sharpe.....	" D. Stewart.....	C. Stewart.....
Whitby.....	H. Bascom.....	H. F. Lucas.....	" I. Lucas.....	W. Pellow.....
Windsor.....	A. A. Marentette..	J. W. Warden....	" J. Warden.....	J. T. Morkin...
Woodstock.....	Wm. McGhee.....	J. L. Skinner.....	" G. Skinner.....	M. Hamilton...
DISTRICT GAOLS				
Bracebridge....	C. S. Salmon.....	C. Reynolds.....	Mrs. C. Reynolds...	
Fort Frances...	W. P. Pilkey.....	J. E. King.....	" J. King.....	J. Miller.....
Gore Bay.....	W. I. Wagg.....	R. McDermid...	" R. McDermid...	
Haileybury....	Wm. Thuerck.....	C. W. Austin.....	" A. Terrill.....	J. B. Anderson..
Kenora.....	L. D. MacCallum..	E. W. Cox.....	" F. Cox.....	W. R. Warner...
North Bay.....	T. J. Bourke.....	E. J. Turner.....	" F. Valin.....	Wm. Rayner...
Parry Sound...	J. E. Armstrong...	T. W. Keating...	" T. Keating.....	W. J. Tait.....
Port Arthur....	H. Thompson.....	G. F. Lasseter...	" G. Lasseter...	C. M. Smith.....
Sault Ste. Marie	R. E. Stone.....	R. M. Hearst....	" M. Hearst.....	W. Johnson.....
Sudbury.....	M. Arthur.....	W. H. O'Leary...	" W. O'Leary...	R. Cornthwaite.

* City Gaols.

CITY and COUNTY GAOLS		Salaries of Officials					
		Gaol Surgeons	Gaolers	Matrons	Other Officers	Surgeons	Total
Barrie	Dr. Wm. Little	\$1,109.00	\$ 400.00		\$2,351.65	\$ 412.50	\$4,264.15
Belleville	" W. C. Morgan	700.00	400.00		1,820.00	250.00	3,170.00
Brampton	" D. C. Heggie	720.00	250.00		690.00	100.00	1,760.00
Brantford	" R. H. Palmer	1,500.00	500.00		3,776.52	300.00	6,076.52
Brockville	" E. B. Moles	1,150.00	200.00		915.24	150.00	2,415.24
Cayuga	" A. J. Bromley	1,030.00	180.00		924.00	160.00	2,264.00
Chatham	" J. A. Ferguson	1,100.00	400.00		3,080.00	350.00	4,930.00
Cobourg	" A. R. Richards	1,030.00	200.00		956.25	200.00	2,356.25
Cornwall	" A. R. Alguire	2,100.00	360.00		2,976.00	196.00	5,632.00
Goderich	" A. H. Taylor	950.00	225.00		1,022.50	100.00	2,297.50
Guelph	" A. B. McCarter	916.66	275.00		3,095.65	200.00	4,487.31
Hamilton*	" T. C. Gibson	1,930.00	700.00		15,965.00	1,000.00	19,565.00
Kingston	" S. E. Porter	1,350.00	538.00		2,156.00	270.00	4,314.00
Kitchener	" G. D. McTaggart	1,103.00	400.00		3,058.00	500.00	5,058.00
Lindsay	" M. F. White	1,030.00	216.00		1,400.00	75.00	2,771.00
London	" D. H. Hogg	1,620.00	750.00		10,134.32	700.00	13,204.32
L'Orignal	" R. Laviolette	900.00	270.00		992.00	250.00	2,322.00
Milton	" C. K. Stevenson	950.75	211.83		802.50	100.00	2,064.08
Napanee	" T. M. Galbraith	1,030.00	200.00		202.50	200.00	1,602.50
Orangeville	" J. W. Leach	1,202.09	354.32		1,323.36	125.00	3,004.77
Ottawa	" J. F. Argue	2,300.00	650.00		10,634.65	365.00	13,949.65
Owen Sound	" R. Howey	1,200.00	300.00		1,395.00	250.00	3,145.00
Pembroke	" A. J. Sparling	1,700.00	225.00		1,185.00	100.00	3,210.00
Perth	" A. C. Fowler	1,030.00	200.00		1,092.00	500.00	2,792.00
Peterboro	" J. A. Morgan	900.00	270.00		1,362.00	200.00	2,732.00
Picton	" G. Allison	600.00	200.00		154.25	150.00	1,104.25
St. Catharines	" L. H. Werden	1,100.00	300.00		1,100.00	135.00	2,635.00
St. Thomas	" D. L. Ewin	1,420.00			2,575.00	233.00	4,228.00
Sarnia	" W. B. Rutherford	1,075.00	300.00		2,331.00	300.00	4,006.00
Simcoe	" K. McIntosh	840.00	250.00		1,643.00	199.00	2,932.00
Stratford	" M. J. Fraser	1,100.00	450.00		1,090.75	150.00	2,790.75
Toronto*	" J. Chassels	2,400.00	1,284.80		47,247.96	1,500.00	52,432.76
Walkerton	" W. A. Hall	804.98	292.50		1,219.08	97.50	2,414.06
Welland	" M. McLean	1,620.00	202.75		3,233.21	271.00	5,326.96
Whitby	" C. F. McGillivray	765.00	225.00		2,043.90	135.00	3,168.90
Windsor	" C. J. Hemond	1,365.00	550.00		10,126.00	725.00	12,766.00
Woodstock	" C. W. McKay	847.50	90.00		1,827.45	180.00	2,944.95
DISTRICT GAOLS							
Bracebridge	Dr. P. McGibbon	1,200.00	200.00		242.00	150.00	1,792.00
Fort Frances	" L. Gun	1,600.00	300.00		2,289.25	150.00	4,339.25
Gore Bay	" A. F. Strain	755.86	300.00		219.50	200.00	1,475.36
Haileybury	" W. C. Arnold	1,600.00	300.00		7,482.28	300.00	9,682.28
Kenora	" W. J. Gunne	1,212.00	300.00		5,184.98	200.00	6,796.94
North Bay	" E. J. Brennen	1,800.00	360.00		5,701.50	300.00	8,161.50
Parry Sound	" M. H. Lambert	1,100.00	300.00		2,464.00	150.00	4,014.00
Port Arthur	" W. W. Smith	1,900.00	360.00		10,590.00	252.00	13,102.00
Sault Ste. Marie	" S. E. Fleming	1,792.53	300.00		3,721.11	300.00	6,113.64
Sudbury	" W. C. Morrison	2,100.00	300.00		7,877.00	720.00	10,997.00

TABLE
Social Status and Habits of Prisoners Committed

CITY and COUNTY GAOLS	Married			Single			Temperate		
	Male	Female	Total	Male	Female	Total	Male	Female	Total
Barrie.....	95	7	103	185	3	188	193	10	203
Belleville.....	223	8	231	302	9	311	297	11	308
Brampton.....	44	2	46	85	3	88	49	3	52
Brantford.....	94	8	102	216	3	219	137	6	143
Brockville.....	86	3	89	159	159	98	2	100
Cayuga.....	33	2	35	65	3	69	44	3	47
Chatham.....	76	14	90	459	17	476	436	24	460
Cobourg.....	74	4	78	159	4	163	110	5	115
Cornwall.....	92	2	94	208	4	212	97	4	101
Goderich.....	46	4	50	67	3	70	85	5	90
Guelph.....	96	5	101	295	3	298	213	8	221
Hamilton*.....	667	63	730	748	28	776	300	42	342
Kingston.....	84	11	95	175	3	178	43	6	49
Kitchener.....	120	10	130	298	17	315	186	23	209
Lindsay.....	40	4	44	67	67	58	3	61
London.....	374	53	427	679	40	719	302	26	328
L'Orignal.....	39	2	41	72	2	74	77	1	78
Milton.....	25	3	28	82	82	56	3	59
Napanee.....	17	1	18	64	3	67	34	3	37
Orangeville.....	21	21	41	41	57	57
Ottawa.....	601	37	638	1,504	45	1,549	601	56	657
Owen Sound.....	55	4	59	116	7	123	83	8	91
Pembroke.....	61	61	111	1	112	41	41
Perth.....	42	1	43	117	117	60	60
Peterboro.....	90	10	100	190	7	197	147	12	159
Pictou.....	25	3	28	28	28	15	3	18
St. Catharines.....	97	6	103	181	2	183	77	6	83
St. Thomas.....	95	2	97	183	1	184	232	2	234
Sarnia.....	141	10	151	178	8	186	145	10	155
Simcoe.....	101	2	103	80	3	83	65	1	66
Stratford.....	56	6	62	108	1	109	101	7	108
Toronto*.....	3,305	320	3,627	5,459	253	5,712	2,232	195	2,427
Walkerton.....	53	3	56	89	2	91	104	5	109
Welland.....	117	9	126	318	10	328	205	18	223
Whitby.....	108	5	113	216	10	226	118	5	123
Windsor.....	311	15	326	575	12	587	360	17	377
Woodstock.....	79	12	91	147	3	150	58	10	68
DISTRICT GAOLS									
Bracebridge.....	38	3	41	40	1	41	48	4	52
Fort Frances.....	49	49	100	4	104	85	1	86
Gore Bay.....	27	2	29	29	1	30	9	9
Haileybury.....	204	23	227	442	12	454	458	31	489
Kenora.....	76	4	80	238	13	251	145	16	161
North Bay.....	168	13	181	394	13	407	307	14	321
Parry Sound.....	35	6	41	56	2	58	25	2	27
Port Arthur.....	185	39	224	680	40	720	333	51	384
Sault Ste. Marie.....	87	9	96	171	18	189	73	16	89
Sudbury.....	352	41	393	1,048	55	1,103	246	41	287
Totals.....	8,905	793	9,698	17,225	669	17,894	9,245	719	9,964

* City Gaols.

No. 2

during the Year ending March 31st. 1937.

CITY and COUNTY GAOLS	Intemperate			Illiterate			Could read and write		
	Male	Female	Total	Male	Female	Total	Male	Female	Total
Barrie.....	88		88	15	1	16	266	9	275
Belleville.....	228	6	234	45		45	480	17	497
Brampton.....	80	2	82				129	5	134
Brantford.....	173	5	178	13	1	14	297	10	307
Brockville.....	147	1	148	13		13	232	3	235
Cayuga.....	55	2	57	4		4	95	5	100
Chatham.....	99	7	106	28	1	29	507	30	537
Cobourg.....	123	3	126	6		6	227	8	235
Cornwall.....	203	2	205	67		67	233	6	239
Goderich.....	28	2	30	2		2	111	7	118
Guelph.....	178		178	8		8	383	8	391
Hamilton*.....	1,115	49	1,164	11	1	12	1,404	90	1,494
Kingston.....	216	8	224	9		9	250	14	264
Kitchener.....	232	4	236				418	27	445
Lindsay.....	49	1	50	9	2	11	98	2	100
London.....	751	67	818	5	1	6	1,048	92	1,140
L'Orignal.....	34	3	37	27		27	84	4	88
Milton.....	51		51				107	3	110
Napanee.....	47	1	48	8		8	73	4	77
Orangeville.....	5		5	2		2	60		60
Ottawa.....	1,504	26	1,530	57		57	2,048	82	2,130
Owen Sound.....	88	3	91	7	1	8	164	10	174
Pembroke.....	131	1	132	6		6	166	1	167
Perth.....	99	1	100	1		1	158	1	159
Peterboro.....	133	5	138	13	3	16	267	14	281
Picton.....	38		38	7		7	46	3	49
St. Catharines.....	201	2	203	13	1	14	265	7	272
St. Thomas.....	46	1	47	1		1	277	3	280
Sarnia.....	174	8	182	34	2	36	285	16	301
Simcoe.....	116	4	120	9	1	10	172	4	176
Stratford.....	63		63	8		8	156	7	163
Toronto*.....	6,530	382	6,912	103	7	110	8,659	570	9,229
Walkerton.....	38		38	4	1	5	138	4	142
Welland.....	230	1	231	19	3	22	416	16	432
Whitby.....	206	10	216	10		10	314	15	329
Windsor.....	526	10	536	56	1	57	830	26	856
Wood stock.....	168	5	173	10		10	216	15	231
DISTRICT GAOLS									
Bracebridge.....	30		30	6		6	72	4	76
Fort Frances.....	64	3	67	4		4	145	4	149
Gore Bay.....	47	3	50	10		10	46	3	49
Haileybury.....	188	4	192	65	6	71	581	29	610
Kenora.....	169	1	170	57		57	257	17	274
North Bay.....	255	12	267	172	3	175	390	23	413
Parry Sound.....	66	6	72	8	1	9	83	7	90
Port Arthur.....	532	28	560	36	1	37	829	78	907
Sault Ste. Marie.....	185	11	196	42	1	43	216	26	242
Sudbury.....	1,156	53	1,209	141	6	147	1,261	88	1,349
Totals.....	16,885	743	17,628	1,171	45	1,216	24,959	1,417	26,376

TABLE
Number Committed to Gaol, Re-committals.

CITY and COUNTY GAOLS	Total number committed during Year			Under 16 years of Age			16 years of Age and over		
	Male	Female	Total	Male	Female	Total	Male	Female	Total
Barrie.....	281	10	291	3	3	278	10	288
Belleville.....	525	17	542	1	1	524	17	541
Brampton.....	129	5	134	6	6	123	5	128
Brantford.....	310	11	321	3	3	307	11	319
Brockville.....	245	3	248	5	5	240	3	243
Cayuga.....	99	5	104	99	5	104
Chatham.....	535	31	566	20	1	21	515	30	545
Cobourg.....	233	8	241	6	6	227	8	235
Cornwall.....	300	6	306	1	1	299	6	305
Goderich.....	113	7	120	2	2	113	5	118
Guelph.....	391	8	399	391	8	399
Hamilton*.....	1,415	91	1,506	3	3	1,412	91	1,503
Kingston.....	259	14	273	259	14	273
Kitchener.....	418	27	445	4	4	414	27	441
Lindsay.....	107	4	111	107	4	111
London.....	1,053	93	1,146	2	2	1,051	93	1,144
L'Orignal.....	111	4	115	111	4	115
Milton.....	107	3	110	1	1	106	3	109
Napanee.....	81	4	85	81	4	85
Orangeville.....	62	62	1	1	61	61
Ottawa.....	2,105	82	2,187	3	3	2,102	82	2,184
Owen Sound.....	171	11	182	1	1	170	11	181
Pembroke.....	172	1	173	172	1	173
Perth.....	159	1	160	2	2	157	1	158
Peterboro.....	280	17	297	280	17	297
Picton.....	53	3	56	53	3	56
St. Catharines.....	278	8	286	278	8	286
St. Thomas.....	278	3	281	278	3	281
Sarnia.....	319	18	337	2	2	4	317	16	333
Simcoe.....	181	5	186	181	5	186
Stratford.....	164	7	171	3	3	161	7	168
Toronto*.....	8,762	577	9,339	8,762	577	9,339
Walkerton.....	142	5	147	142	5	147
Welland.....	435	19	454	2	2	433	19	452
Whitby.....	324	15	339	4	4	320	15	335
Windsor.....	886	27	913	26	26	860	27	887
Woodstock.....	226	15	241	226	15	241
DISTRICT GAOLS									
Bracebridge.....	78	4	82	78	4	82
Fort Frances.....	149	4	153	4	4	145	4	149
Gore Bay.....	56	3	59	56	3	59
Haileybury.....	646	35	681	646	35	681
Kenora.....	314	17	331	1	1	2	313	16	329
North Bay.....	562	26	588	4	4	558	26	584
Parry Sound.....	91	8	99	91	8	99
Port Arthur.....	865	79	944	5	5	865	74	939
Sault Ste. Marie.....	258	27	285	8	3	11	250	24	274
Sudbury.....	1,402	94	1,496	2	2	4	1,398	94	1,492
Totals.....	26,130	1,462	27,592	118	16	134	26,010	1,448	27,458

* City Gaols.

No. 3

Number Over and Under Sixteen Years of Age.

CITY and COUNTY GAOLS	Number of Times Committed to Gaol							
	First Time		Second Time		Third Time		Over Three Times	
	Male	Female	Male	Female	Male	Female	Male	Female
Barrie.....	163	10	47	31	40
Belleville.....	301	15	141	2	51	32
Brampton.....	80	5	26	13	10
Brantford.....	171	8	61	34	44	3
Brockville.....	141	3	29	29	46
Cayuga.....	94	4	5	1
Chatham.....	248	17	122	5	60	2	105	7
Cobourg.....	82	5	65	46	3	40
Cornwall.....	140	3	34	1	30	1	96	1
Goderich.....	71	3	23	4	10	9
Guelph.....	219	8	72	61	39
Hamilton*.....	609	60	200	12	130	4	476	15
Kingston.....	183	10	14	2	25	2	37
Kitchener.....	210	21	46	5	71	91	1
Lindsay.....	55	4	25	10	17
London.....	517	48	137	18	62	5	337	22
L'Orignal.....	65	3	32	1	7	7
Milton.....	63	2	13	1	12	19
Napanee.....	38	4	16	8	19
Orangeville.....	60	1	1
Ottawa.....	1,875	76	119	6	50	61
Owen Sound.....	95	8	22	1	14	2	40
Pembroke.....	142	1	18	9	3
Perth.....	152	1	6	1
Peterboro.....	177	10	29	4	30	1	44	2
Picton.....	21	3	14	2	16
St. Catharines.....	90	7	33	1	22	133
St. Thomas.....	153	2	47	34	44	1
Sarnia.....	179	13	72	2	50	3	18
Simcoe.....	88	4	37	1	22	34
Stratford.....	116	4	15	1	11	1	22	1
Toronto*.....	3,131	366	1,501	74	1,228	59	2,902	78
Walkerton.....	56	5	59	13	14
Welland.....	240	17	82	2	40	73
Whitby.....	215	13	55	2	27	27
Windsor.....	682	27	106	42	56
Woodstock.....	148	14	29	1	29	20
DISTRICT GAOLS								
Bracebridge.....	52	4	16	7	3
Fort Frances.....	92	3	26	1	19	12
Gore Bay.....	30	2	14	8	1	4
Haileybury.....	378	25	136	8	51	1	81	1
Kenora.....	246	13	31	2	18	1	19	1
North Bay.....	180	11	142	9	124	3	116	3
Parry Sound.....	89	7	2	1
Port Arthur.....	794	61	45	10	26	8
Sault Ste. Marie.....	129	20	71	3	32	4	26
Sudbury.....	189	619	64	367	20	227	10
Totals.....	13,249	950	4,455	245	2,967	121	5,459	146

TABLE
Prisoners Transferred and

CITY AND COUNTY GAOLS	Sentenced to Gaol and afterwards removed to a Reformatory		Sentenced direct to a Reformatory	Sentenced to Gaol and afterwards removed to an Industrial Farm	Sentenced direct to an Industrial Farm	Sentenced direct to the Andrew Mercer Re- formatory
	Male	Female	Male	Male	Male	Female
Barrie.....	3		11	4	9	1
Belleville.....			38			
Brampton.....			23			1
Brantford.....	22		2	5		
Brockville.....			25			1
Cayuga.....			8			
Chatham.....			53			3
Cobourg.....		1	20			1
Cornwall.....			44			2
Goderich.....			6		2	
Guelph.....			46		24	5
Hamilton*.....	46		184			6
Kingston.....		1	25			1
Kitchener.....			28		3	2
Lindsay.....			22			
London.....			75			7
L'Orignal.....			7	2		
Milton.....			11		4	1
Napanee.....	2					
Orangeville.....			5			
Ottawa.....	3		53		19	7
Owen Sound.....			10		3	2
Pembroke.....			11			
Perth.....			19			1
Peterboro.....	1		19			2
Picton.....	5		6			
St. Catharines.....	25	5				
St. Thomas.....	7		12	5		
Sarnia.....	33					
Simcoe.....			14			1
Stratford.....			17			
Toronto*.....			366	2,186	268	62
Walkerton.....	10	1			6	
Welland.....		1	38			
Whitby.....	23	5		7		
Windsor.....			59		23	3
Woodstock.....	33	2			2	
DISTRICT GAOLS						
Bracebridge.....	3	1	8		1	
Fort Frances.....			2		1	
Gore Bay.....			1	1		
Haileybury.....	16	5	9	29	8	3
Kenora.....				8		
North Bay.....	38			67		6
Parry Sound.....			13			
Port Arthur.....		1		4	54	5
Sault Ste. Marie.....	3		7	1	14	12
Sudbury.....	59	6	5	154	5	3
Totals.....	327	29	1,302	2,473	446	138

* City Gaols.

No. 4

To Where Transferred.

CITY and COUNTY GAOLS	Sentenced to the Penitentiary			Sentenced to Industrial Schools			Sentenced to Industrial Refuges			Sentenced to any other place of Confinement			Total		
	M.	F.	T.	M.	F.	T.	M.	F.	T.	M.	F.	T.	Male	Fem'l	Total
Barrie.....	1		1	2		2	1		1	12	7	19	43	8	51
Belleville.....	10		10							19	1	20	67	1	68
Brampton.....	1		1	1		1				3		3	28	1	29
Brantford.....	12		12	2		2		2	2	6	1	7	49	3	52
Brockville.....	5		5	1		1	5		5	1		1	37	1	38
Cayuga.....										5	2	7	13	2	15
Chatham.....	9		9	10	1	11	2		2	2		2	76	4	80
Cobourg.....	5		5							10	2	12	35	4	39
Cornwall.....	9		9							1		1	5	2	56
Goderich.....	4		4					1	1	6	1	7	18	2	20
Guelph.....	9		9							18		18	97	5	102
Hamilton*.....	43	3	46					10	10	16	9	25	289	28	317
Kingston.....	5		5							19	1	20	49	3	52
Kitchener.....	10		10		1	1		2	2	13	7	20	54	12	66
Lindsay.....	2		2							3		3	27		27
London.....	18		18							1		1	94	7	101
L'Orignal.....	5		5							2	1	3	16	1	17
Milton.....										6		6	21	1	22
Napanee.....	1		1							9	1	10	12	1	13
Orangeville.....				2		2				1		1	8		8
Ottawa.....	27		27								2	2	102	9	111
Owen Sound.....	4		4	1		1				5	1	6	23	3	26
Pembroke.....	4		4							2		2	17		17
Perth.....	5		5	1		1	3		3				2	1	29
Peterboro.....	4		4							5	1	6	29	3	32
Pictou.....	1		1							3	1	4	10	1	11
St. Catharines.....	8		8							1		1	3	5	39
St. Thomas.....	1		1							18	1	19	43	1	44
Sarnia.....	5		5	2		2				5	2	7	45	2	47
Simcoe.....	5		5							6		6	25	1	26
Stratford.....	4		4							1		1	22		22
Toronto*.....	93	1	94					2	2	144	26	170	3,057	91	3,148
Walkerton.....	8		8							15	1	16	39	2	41
Welland.....	6		6	1		1				11	2	13	56	3	59
Whitby.....	16		16	2	2	4				18	1	19	66	8	74
Windsor.....	22		22	16		16		2	2	27	2	29	147	7	154
Woodstock.....	4		4							7	1	8	46	3	49
DISTRICT GAOLS															
Bracebridge.....	2		2							5	2	7	19	3	22
Fort Frances.....										9	1	10	12	1	13
Gore Bay.....										2		2	4		4
Haileybury.....	18		18							39	6	45	119	14	133
Kenora.....	4		4					1	1	10	4	14	22	5	27
North Bay.....	15		15	4		4				19	8	27	143	14	157
Parry Sound.....	5		5							6	3	9	24	3	27
Port Arthur.....	6		6		3	3							64	9	73
Sault Ste. Marie.....	1		1							4	2	6	30	14	44
Sudbury.....	15		15	1	1	2				51	8	59	290	18	308
Totals.....	432	4	436	46	8	54	11	20	31	566	108	674	5,603	307	5,910

TABLE
Period of Sentences; Gaols,

CITY and COUNTY GAOLS	Suspended Sentences			Under 30 days			30 days and under 60 days (2 months)		
	M.	F.	T.	M.	F.	T.	M.	F.	T.
Barrie	15	1	16	80	80	27	27
Belleville	15	2	17	180	6	186	30	1	31
Brampton	20	2	22	19	19	7	7
Brantford	12	12	81	81	19	2	21
Brockville	17	1	18	85	85	30	1	31
Cayuga	6	6	51	3	54	2	2
Chatham	92	2	94	196	7	203	25	1	26
Cobourg	46	46	36	36	29	3	32
Cornwall	15	15	114	114	33	33
Goderich	13	1	14	10	1	11	12	12
Guelph	11	11	26	26	112	112
Hamilton*	100	18	118	365	10	375	188	4	192
Kingston	11	11	96	3	99	37	3	40
Kitchener	58	3	61	52	52	122	4	126
Lindsay	10	10	21	2	23	17	17
London	380	22	402	98	15	113
L'Orignal	6	6	28	1	29	20	1	21
Milton	10	10	43	1	44	4	4
Napanee	7	3	10	28	28	11	11
Orangeville	1	1	8	8	6	6
Ottawa	1,205	25	1,230	187	6	193
Owen Sound	16	2	18	63	1	64	19	1	20
Pembroke	8	8	75	75	23	1	24
Perth	10	10	61	61	22	22
Peterboro	19	2	21	144	5	149	31	3	34
Pictou	10	1	11	18	18	5	5
St. Catharines	7	7	147	1	148	34	2	36
St. Thomas	47	1	48	95	1	96	20	20
Sarnia	71	2	73	81	5	86	25	25
Simcoe	38	38	51	1	52	5	5
Stratford	20	20	42	42	15	15
Toronto*	1,118	104	1,222	2,140	71	2,211	1,495	85	1,580
Walkerton	14	14	26	1	27	23	23
Wells	36	4	40	162	5	167	42	1	43
Whitby	20	2	22	125	125	44	44
Windsor	94	4	98	356	7	363	65	1	66
Woodstock	33	1	34	68	2	70	26	1	27
DISTRICT GAOLS									
Bracebridge	5	5	39	1	40	9	9
Fort Frances	24	1	25	53	2	55	14	1	15
Gore Bay	1	1	16	1	17	12	1	13
Haileybury	1	1	65	65	281	4	285
Kenora	10	1	11	150	150	47	5	52
North Bay	20	1	21	225	4	229	50	3	53
Parry Sound	2	1	3	22	3	25	9	1	10
Port Arthur	16	7	23	435	19	454	160	11	171
Sault Ste. Marie	35	35	62	1	63
Sudbury	44	5	49	596	10	606	134	9	143
Totals	2,149	172	2,321	8,394	221	8,615	3,688	172	3,860

* City Gaols.

No. 5

Reformatories, Penitentiaries or Elsewhere.

CITY and COUNTY GAOLS	Over 2 months and under 3 months			3 months and under 4 months			4 months and under 5 months			5 months and under 6 months		
	M.	F.	T.	M.	F.	T.	M.	F.	T.	M.	F.	T.
Barrie.....	22		22	23		23	6		6			
Belleville.....	24		24	39		39	7		7			
Brampton.....	2		2	4		4						
Brantford.....	6	1	7	20	1	21	3		3			
Brockville.....	31		31	10		10				6	1	7
Cayuga.....	1		1	4		4	3		3			
Chatham.....	19	1	20	22		22				1		1
Cobourg.....	12		12	12	1	13	1		1	1		1
Cornwall.....	21		21	24		24	7		7			
Goderich.....	6		6	4		4	1		1			
Guelph.....	27		27	28		28	4		4			
Hamilton*.....	58		58	100	6	106	17		17	3		3
Kingston.....	20	1	21	10	1	11	1		1	1		1
Kitchener.....	27	2	29	18		18						
Lindsay.....	7	2	9	9		9	3		3			
London.....	54	5	59	47	7	54	1		1			
L'Orignal.....	11		11	7		7						
Milton.....	6	1	7	4		4						
Napanee.....	6		6	7		7		1	1			
Orangeville.....	1		1									
Ottawa.....	19	1	20	56	1	57	2		2	7		7
Owen Sound.....	15	1	16	12	2	14						
Pembroke.....	7		7	11		11						
Perth.....	12		12	3		3	1		1			
Peterboro.....	12	2	14	8		8				2		2
Picton.....	3		3	2		2						
St. Catharines.....	19		19	21		21	3	1	4			
St. Thomas.....	15		15	11		11	7		7	1		1
Sarnia.....	12	3	15	12		12						
Simcoe.....	7		7	7	1	8	1		1			
Stratford.....	5		5	8	2	10	4		4			
Toronto*.....	271	24	295	327	15	342	23		23	3		3
Walkerton.....	10		10	11		11						
Welland.....	16	2	18	19		19	7		7	2		2
Whitby.....	9	1	10	15	2	17				1		1
Windsor.....	42	2	44	26	1	27	1		1			
Woodstock.....	6	1	7	11	2	13	3		3	1		1
DISTRICT GAOLS												
Bracebridge.....	6		6	5	1	6						
Fort Frances.....	7		7	9		9						
Gore Bay.....	9		9	8	1	9	1		1			
Haileybury.....	52	1	53	99	14	113	3		3	2		2
Kenora.....	16		16	20		20	5		5			
North Bay.....	37	2	39	50	1	51				2		2
Parry Sound.....	8		8	7		7	2		2			
Port Arthur.....	39	5	44	68	5	73	15		15	8		8
Sault Ste. Marie.....	17	2	19	15	1	16	1		1			
Sudbury.....	77	8	85	44		44	7		7			
Totals.....	1,109	68	1,177	1,277	65	1,342	140	2	142	41	1	42

TABLE
Period of Sentences; Gaol,

CITY and COUNTY GAOLS	6 months and under 9 months			9 months and under 12 months			12 months and under 24 months			Indeterminate and other sentences			2 years and over to Penitentiary		
	M.	F.	T.	M.	F.	T.	M.	F.	T.	M.	F.	T.	M.	F.	T.
Barrie.....	1		1				3		3	29	5	34	1		1
Belleville.....	4		4				6		6	63	2	65	10		10
Brampton.....	1		1							25	1	26	1		1
Brantford.....	11	1	12	1		1	9	1	10	12	1	13	12		12
Brockville.....	5		5	7		7	4		4	15		15	5		5
Cayuga.....										21	2	23			
Chatham.....	3		3				2		2	40	3	43	9		9
Cobourg.....	7	1	8				7		7	9	2	11	5		5
Cornwall.....	9	1	10	1		1	10		10	19	2	21	9		9
Goderich.....							2		2	5	2	7	4		4
Guelph.....	2	2	4	9		9	13		13	39	3	42	9		9
Hamilton*.....	22		22	2		2	6	1	7	180	13	193	43	3	46
Kingston.....	1	1	2				1	1	2	28	1	29	5		5
Kitchener.....	5	1	6	2		2	5		5	35	10	45	10		10
Lindsay.....	4		4	2		2	6		6	11		11	2		2
London.....	8	1	9				2		2	61	7	68	18		18
L'Orignal.....	3	1	4	1		1	1		1	9	1	10	5		5
Milton.....										17	1	18			
Napanee.....	1		1				2		2	5		5	1		1
Orangeville.....										6		6			
Ottawa.....	3		3	1	2	3		4	4	68	2	70	24		24
Owen Sound.....	1	1	2				1		1	19	1	20	4		4
Pembroke.....										13		13	4		4
Perth.....										24	1	25	5		5
Peterboro.....							1		1	24	3	27	5		5
Picton.....										4		4	1		1
St. Catharines.....	2		2	3		3	5		5	10	2	12	7		7
St. Thomas.....	8		8							20	1	21	1		1
Sarnia.....	1		1				1		1	38	2	40	5		5
Simcoe.....	5		5				3		3	12	1	13	5		5
Stratford.....	2		2							11		11	4		4
Toronto*.....	104	7	111	20	2	22	84	2	86	390	28	418	93	1	94
Walkerton.....										22	1	23	8		8
Welland.....	4	1	5	1		1	10		10	32	1	33	8		8
Whitby.....	1		1	1		1	3	7	10	41		41	16		16
Windsor.....	1		1	1		1	4	1	5	108	6	114	23		23
Woodstock.....	6		6	1		1	6	1	7	24		24	4		4
DISTRICT GAOLS															
Bracebridge.....	1		1				3		3	6	1	7	2		2
Fort Frances.....	3		3							8	1	9			
Gore Bay.....										5		5			
Haileybury.....	19	3	22	1		1	7	1	8	55	11	66	16		16
Kenora.....	7		7				4		4	14	5	19	4		4
North Bay.....	15	3	18	3		3	6	2	8	82	9	91	15		15
Parry Sound.....				1		1	3		3	12	3	15	5		5
Port Arthur.....	11	1	12	6		6	26	2	28	47	16	63	6		6
Sault Ste. Marie.....	4		4							28	12	40	1		1
Sudbury.....										95	7	102	15		15
Totals.....	285	25	310	64	4	68	246	23	269	1841	170	2011	430	4	434

* City Gaols.

No. 5 (Concluded)

Reformatories, Penitentiaries or Elsewhere.

CITY and COUNTY GAOLS	Sentenced to death and executed			Sentenced to death but commuted			Corporal punishment with imprisonment			Totals		
	M.	F.	T.	M.	F.	T.	M.	F.	T.	M.	F.	T.
Barrie.....							1		1	208	6	214
Belleville.....										378	11	389
Brampton.....										79	3	82
Brantford.....							2		2	188	7	195
Brockville.....							4		4	219	3	222
Cayuga.....							4		4	84	5	89
Chatham.....							3		3	412	14	426
Cobourg.....										165	7	172
Cornwall.....										262	3	265
Goderich.....										57	4	61
Guelph.....										280	5	285
Hamilton*.....							5		5	1,089	55	1,144
Kingston.....										211	11	222
Kitchener.....							2		2	336	20	356
Lindsay.....										92	4	96
London.....										669	57	726
L'Orignal.....										91	4	95
Milton.....										84	3	87
Napanee.....										68	4	72
Orangeville.....										22		22
Ottawa.....										1,570	41	1,611
Owen Sound.....										149	10	159
Pembroke.....							1		1	142	1	143
Perth.....										138	1	139
Peterboro.....										246	15	261
Picton.....										53	3	56
St. Catharines... 1			1							259	6	265
St. Thomas.....										225	3	228
Sarnia.....										246	12	258
Simcoe.....										134	3	137
Stratford.....										112	2	114
Toronto*.....							1		1	6,069	339	6,408
Walkerton.....										114	2	116
Welland.....							23		23	361	14	375
Whitby.....										275	12	287
Windsor.....							1		1	722	22	744
Woodstock.....										189	8	197
DISTRICT GAOLS												
Bracebridge.....										74	3	77
Fort Frances... 1			1							119	5	124
Gore Bay.....										52	3	55
Haileybury..... 1			1							602	34	636
Kenora.....										277	11	288
North Bay.....										505	25	530
Parry Sound.....										71	8	79
Port Arthur.....										821	59	880
Sault Ste. Marie.							1		1	164	16	180
Sudbury.....										1,012	39	1,051
Totals.....	3		3				48		48	19,695	923	20,618

TABLE No. 6.

Number of Cells: Greatest, Least and Average Number of Prisoners for the Year Ending, March 31st, 1937.

CITY and COUNTY GAOLS	Number of cells	Greatest No. of prisoners in year	Least No. of prisoners in year	Average daily gaol population.	Number committed during year	Number paid for by province	Number paid for by municipalities.	Number of days stay government prisoners	Number of days stay municipality prisoners	Total number of days stay of all prisoners
Barrie	29	31	10	20.6	291	93	198	3,532	3,977	7,509
Belleville	24	43	14	25.6	542	109	433	3,386	5,957	9,343
Brampton	16	12	4.4	134	46	88	1,078	546	1,624
Brantford	36	29	7	17.2	321	89	232	2,350	3,945	6,295
Brockville	32	27	5	19.1	248	97	151	3,055	3,914	6,969
Cayuga	12	14	3	6.4	104	26	78	1,352	1,002	2,354
Chatham	41	44	12	28.8	566	148	418	3,117	7,412	10,529
Cobourg	28	28	1	12.1	241	72	169	2,290	2,125	4,415
Cornwall	22	34	10	21.5	306	162	144	4,958	2,876	7,834
Goderich	13	13	3	7.1	120	71	49	1,716	874	2,590
Guelph	18	49	11	25.7	399	38	361	1,979	7,386	9,365
Hamilton*	97	116	55	87.0	1,506	519	987	12,283	19,463	31,746
Kingston	50	24	9	16.3	273	124	149	2,967	2,997	5,964
Kitchener	47	61	10	29.1	445	98	347	3,062	7,564	10,626
Lindsay	36	18	1	8.8	111	62	49	2,045	1,150	3,195
London	84	85	38	56.0	1,146	212	934	5,314	15,342	20,656
L'Orignal	6	17	2	9.2	115	69	46	2,545	821	3,366
Milton	23	13	5.5	110	39	71	1,088	915	2,003
Napanee	24	9	4.8	85	33	52	1,005	757	1,762
Orangeville	23	8	1	3.6	62	25	37	607	715	1,322
Ottawa	116	108	43	71.9	2,187	443	1,744	12,065	14,161	26,226
Owen Sound	36	24	4	11.9	182	82	100	2,303	2,037	4,340
Pembroke	32	17	3	10.0	173	65	108	2,067	1,587	3,654
Perth	24	19	2	10.1	160	45	115	1,148	2,545	3,693
Peterboro	24	26	4	15.6	297	44	253	1,678	4,033	5,711
Pictou	18	9	1	2.5	56	33	23	519	396	915
St. Catharines	43	33	7	18.7	286	41	245	1,524	5,306	6,830
St. Thomas	17	25	2	14.0	281	61	220	1,460	3,639	5,099
Sarnia	37	92	7	15.0	337	74	263	1,729	3,764	5,493
Simcoe	24	16	2	7.7	186	52	134	1,031	1,787	2,818
Stratford	27	28	2	11.7	171	62	109	2,173	2,089	4,262
Toronto*	276	292	82	212.0	9,339	2,118	7,221	19,985	57,382	77,367
Walkerton	32	22	2	9.9	147	48	99	1,405	2,205	3,610
Welland	53	41	15	25.2	454	141	313	3,479	5,726	9,205
Whitby	23	37	8	18.2	339	114	225	2,927	3,701	6,628
Windsor	111	82	34	51.9	913	219	694	10,070	8,874	18,944
Woodstock	32	24	5	13.4	241	74	167	1,949	2,924	4,873
DISTRICT GAOLS										
Bracebridge	10	9	4.6	82	82	1,667	1,667
Fort Frances	10	13	6.3	153	153	2,285	2,285
Gore Bay	12	13	1	4.8	59	59	1,743	1,743
Haileybury	32	95	46	67.2	681	681	24,513	24,513
Kenora	28	40	13	25.0	331	280	51	8,823	286	9,109
North Bay	59	56	17	32.7	588	588	11,919	11,919
Parry Sound	22	15	2	7.5	99	99	2,749	2,749
Port Arthur	73	113	43	64.7	944	153	791	6,316	17,286	23,602
Sault Ste. Marie	23	35	15	22.7	285	285	8,282	8,282
Sudbury	69	117	47	77.3	1,496	1,496	28,228	28,228
Totals	1,924				27,592	9,724	17,868	223,766	229,466	453,232

* City Gaols.

TABLE No. 7.

Maintenance and Average Cost of Each Prisoner and Total Costs for the Year
Ending March 31st, 1937.

CITY and COUNTY GAOLS	Cost of fuel, food and clothing	Total of officials' salaries	Cost of repairs	Total gaol expenditure for maintenance for the year	Average Cost of each prisoner per day	Average cost per day for fuel food and clothing	Daily per capita dietary cost
Barrie	\$ 3,738.43	\$ 4,264.15	\$ 650.79	\$ 8,653.37	\$ 1.15	\$.4979	\$.1498
Belleville	2,773.90	3,170.00	454.24	6,398.14	.68	.2969	.1294
Brampton	894.52	1,760.00	458.42	3,112.94	1.92	.5508	.1520
Brantford	2,218.18	6,076.52	300.00	8,594.70	1.37	.3524	.1555
Brockville	2,135.95	2,415.24	510.83	5,062.02	.73	.3065	.1458
Cayuga	627.74	2,264.00	2,891.74	1.23	.2667	.1484
Chatham	3,837.66	4,930.00	1,148.27	9,915.93	.94	.3645	.1193
Cobourg	2,250.88	2,356.25	675.25	5,282.38	1.19	.5098	.1118
Cornwall	3,081.25	5,632.00	1,070.79	9,784.04	1.25	.3933	.1336
Goderich	1,546.58	2,297.50	230.00	4,074.08	1.57	.5971	.1070
Guelph	3,627.23	4,487.31	8,114.54	.88	.3873	.1687
Hamilton*	8,870.00	19,565.00	860.00	29,295.00	.92	.2794	.1738
Kingston	1,868.66	4,314.00	386.16	6,568.82	1.10	.3133	.1280
Kitchener	3,847.34	5,058.00	40.72	8,946.06	.84	.3621	.1394
Lindsay	1,331.79	2,771.00	476.92	4,579.71	1.43	.4168	.1345
London	5,118.80	13,204.32	752.01	19,075.13	.92	.2478	.1262
L'Orignal	1,966.33	2,322.00	237.32	4,525.65	1.34	.5842	.1455
Milton	757.86	2,064.08	121.42	2,943.36	1.47	.3784	.1530
Napanee	718.49	1,602.50	22.82	2,343.81	1.33	.4078	.1355
Orangeville	1,262.13	3,004.77	156.35	4,423.25	3.35	.9547	.1749
Ottawa	12,409.30	13,949.65	3,854.07	30,213.02	1.19	.4732	.1664
Owen Sound	2,402.58	3,145.00	48.00	5,595.58	1.29	.5536	.1243
Pembroke	1,173.76	3,210.00	4,383.76	1.20	.3212	.1393
Perth	1,832.54	2,792.00	247.42	4,871.96	1.31	.4962	.1352
Peterboro	2,234.39	2,732.00	617.67	5,584.06	.98	.3912	.1322
Pictou	653.32	1,104.25	7.00	1,764.57	1.94	.7140	.1835
St. Catharines	3,115.24	2,635.00	75.00	5,825.24	.85	.4561	.1430
St. Thomas	1,986.47	4,228.00	174.65	6,389.12	1.25	.3896	.1676
Sarnia	1,762.51	3,889.11	312.38	5,964.00	1.09	.3209	.1355
Simcoe	1,813.60	2,932.00	293.69	5,039.29	1.79	.6436	.1579
Stratford	1,856.27	2,790.75	80.98	4,728.00	1.11	.4355	.1144
Toronto*	16,003.08	53,974.53	1,245.67	71,223.28	.93	.2068	.1280
Walkerton	1,217.02	2,414.06	3,631.08	1.01	.3371	.1225
Welland	4,205.68	5,326.96	349.44	9,882.08	1.07	.4569	.1635
Whitby	4,036.23	3,168.90	107.34	7,312.47	1.10	.6090	.1457
Windsor	5,947.64	12,766.00	262.55	18,976.19	1.00	.3140	.1279
Woodstock	2,164.40	2,944.70	944.53	6,053.63	1.24	.4442	.1150
DISTRICT GAOLS							
Bracebridge	490.04	1,642.00	207.57	2,339.61	1.40	.2940	.1417
Fort Frances	551.50	4,339.25	25.00	4,915.75	2.15	.2414	.1358
Gore Bay	754.96	1,475.36	6.20	2,236.52	1.28	.4331	.1496
Haileybury	2,772.99	9,682.28	12,455.27	.51	.1131	.1368
Kenora	4,841.98	6,796.94	23.78	11,662.70	1.28	.5316	.1434
North Bay	3,345.20	8,161.50	142.57	11,649.27	.98	.2807	.1177
Parry Sound	921.82	4,014.00	30.00	4,965.82	1.81	.3353	.1664
Port Arthur	10,024.87	13,102.00	23,126.87	.98	.4247	.1475
Sault Ste. Marie	3,817.51	6,113.64	9,931.15	1.20	.4609	.1459
Sudbury	8,641.36	10,997.00	100.00	19,738.36	.70	.3061	.1524
Totals	\$153,449.98	\$283,885.52	\$17,707.82	\$455,043.32	1.01	.3385	.142

TABLE
MOVEMENT OF

CITY and COUNTY GAOLS	Number remain- ing in custody on remand Mar. 31st, 1936			Number remain- ing in custody awaiting trial Mar. 31st, 1936			Number remain- ing in custody serving unexpired sentences or for other reasons Mar. 31st, 1936			Number committed during the year ending March 31st, 1937		
	M.	F.	T.	M.	F.	T.	M.	F.	T.	M.	F.	T.
Barrie.....	2		2				16		16	281	10	291
Belleville.....	4		4				12		12	525	17	542
Brampton.....							1		1	129	5	134
Brantford.....							8		8	310	11	321
Brockville.....							7		7	245	3	248
Cayuga.....							4		4	99	5	104
Chatham.....	4		4				21		21	535	31	566
Cobourg.....							6		6	233	8	241
Cornwall.....	1		1				10		10	300	6	306
Goderich.....	3		3				3		3	113	7	120
Guelph.....							14		14	391	8	399
Hamilton*.....	10	5	15				52	3	55	1,415	91	1,506
Kingston.....				1		1	11		11	259	14	273
Kitchener.....	3	1	4				23	1	24	418	27	445
Lindsay.....							4		4	107	4	111
London.....	2		2				47		47	1,053	93	1,146
L'Orignal.....							2		2	111	4	115
Milton.....							4		4	107	3	110
Napanee.....	1		1				8		8	81	4	85
Orangeville.....							2		2	62		62
Ottawa.....	16		16				32		32	2,105	82	2,187
Owen Sound.....							4		4	171	11	182
Pembroke.....	1		1				5		5	172	1	173
Perth.....							2		2	159	1	160
Peterboro.....	4		4				5	2	7	280	17	297
Picton.....	2		2	1		1	1		1	53	3	56
St. Catharines.....	2		2				8	3	11	278	8	286
St. Thomas.....				1		1	6		6	278	3	281
Sarnia.....	6	2	8				12		12	319	18	337
Simcoe.....	1		1				5		5	181	5	186
Stratford.....	4		4				16		16	164	7	171
Toronto*.....	33	3	36	6		6	97	9	106	8,762	577	9,339
Walkerton.....	2		2	1		1	8		8	142	5	147
Welland.....	2		2				28		28	435	19	454
Whitby.....	4		4				7	1	8	324	15	339
Windsor.....	12	2	14	2		2	30	1	31	886	27	913
Woodstock.....	1		1				11	1	12	226	15	241
DISTRICT GAOLS												
Bracebridge.....							3		3	78	4	82
Fort Frances.....				2	1	3	2		2	149	4	153
Gore Bay.....							1	1	2	56	3	59
Haileybury.....	6		6				73	1	74	646	35	681
Kenora.....	1		1				18		18	314	17	331
North Bay.....							30	1	31	562	26	588
Parry Sound.....							3		3	91	8	99
Port Arthur.....	6		6	2		2	58	1	59	865	79	944
Sault Ste. Marie.....				3		3	15	3	18	258	27	285
Sudbury.....	6	3	9				66	1	67	1,402	94	1,496
Totals.....	139	16	155	19	1	20	801	29	830	26,130	1,462	27,592

* City Gaols.

No. 8.

GAOL POPULATION.

CITY and COUNTY GAOLS	Total number in custody during year			Number discharged on bail			Number acquitted and discharged			Number discharged by order of judge or court without trial		
	M.	F.	T.	M.	F.	T.	M.	F.	T.	M.	F.	T.
Barrie.....	299	10	309	29	1	30	23	...	23	3	...	3
Belleville.....	541	17	558	24	1	25	1	...	1	25	...	25
Brampton.....	130	5	135	5	...	5	8	...	8	5	1	6
Brantford.....	318	11	329	21	...	21	80	4	84
Brockville.....	252	3	255	7	...	7	14	...	14
Cayuga.....	103	5	108	4	...	4	11	...	11
Chatham.....	560	31	591	30	2	32	4	1	5
Cobourg.....	239	8	247	36	1	37	25	...	25
Cornwall.....	311	6	317	17	...	17	20	1	21	1	...	1
Goderich.....	119	7	126	38	2	40	1	...	1
Guelph.....	405	8	413	59	3	62	19	...	19
Hamilton*.....	1,477	99	1,576	59	5	64	235	28	263	14	...	14
Kingston.....	271	14	285	2	...	2	19	3	22	...	1	1
Kitchener.....	444	29	473	5	...	5	76	8	84	3	...	3
Lindsay.....	111	4	115	7	...	7	4	...	4
London.....	1,102	93	1,195	37	2	39	262	32	294
L'Orignal.....	113	4	117	14	...	14	2	...	2	1	...	1
Milton.....	111	3	114	7	...	7
Napanee.....	90	4	94	5	...	5	3	...	3
Orangeville.....	64	...	64	15	...	15	2	...	2	19	...	19
Ottawa.....	2,153	82	2,235	66	7	73	330	21	351	29	1	30
Owen Sound.....	175	11	186	8	1	9	7	...	7	5	...	5
Pembroke.....	178	1	179	11	...	11	1	...	1
Perth.....	161	1	162	3	...	3	14	...	14
Peterboro.....	289	19	308	6	...	6	28	2	30	1	...	1
Picton.....	57	3	60	...	1	1	1	...	1	2	...	2
St. Catharines.....	288	11	299	17	3	20	18	2	20
St. Thomas.....	285	3	288	17	...	17	8	...	8	3	...	3
Sarnia.....	337	20	357	26	2	28	47	5	52	4	...	4
Simcoe.....	187	5	192	33	...	33	1	...	1
Stratford.....	184	7	191	9	...	9	4	...	4
Toronto*.....	8,898	589	9,487	1,388	137	1,525	1,641	194	1,835
Walkerton.....	153	5	158	15	...	15	4	2	6	1	...	1
Welland.....	465	19	484	31	2	33	24	2	26
Whitby.....	335	16	351	20	1	21	12	1	13	5	...	5
Windsor.....	930	30	960	74	4	78	57	2	59	6	...	6
Woodstock.....	238	16	254	25	5	30	2	1	3
DISTRICT GAOLS												
Bracebridge.....	81	4	85	2	...	2	5	...	5
Fort Frances.....	153	5	158	17	...	17	9	...	9
Gore Bay.....	57	4	61	3	...	3
Haileybury.....	725	36	761	12	...	12	20	...	20	13	4	17
Kenora.....	333	17	350	14	...	14	21	6	27	2	...	2
North Bay.....	592	27	619	17	...	17	37	1	38
Parry Sound.....	94	8	102	5	...	5	13	...	13	1	...	1
Port Arthur.....	931	80	1,011	1	1	2	29	10	39
Sault Ste. Marie.....	276	30	306	3	...	3	87	11	98
Sudbury.....	1,474	98	1,572	73	18	91	1	1	2	133	19	152
Totals...	27,089	1,508	28,597	2,290	196	2,486	1,506	134	1,640	2,027	233	2,260

TABLE
MOVEMENT OF

CITY and COUNTY GAOLS	Number who paid option of fine and were discharged			Number discharged on suspended sentences			Number discharged for any other reason		
	M.	F.	T.	M.	F.	T.	M.	F.	T.
Barrie	23		23	15	1	16	13		13
Belleville	12	1	13	15	2	17	109	5	114
Brampton	26	1	27	16	2	18	10		10
Brantford	10		10	13		13	4	1	5
Brockville	21	1	22	16	1	17	5		5
Cayuga	12		12	7		7			
Chatham	21		21	99	2	101	36		36
Cobourg	8	1	9	47		47	1		1
Cornwall	12		12	13		13	4	2	6
Goderich	10		10	8	1	9			
Guelph	17		17	11		11	7		7
Hamilton*	42	1	43	103	19	122	1		1
Kingston	14	2	16	11		11	15		15
Kitchener	39	1	40	58	3	61	1		1
Lindsay	9	2	11	10		10	5		5
London	51	9	60				96	1	97
L'Orignal	2		2	6		6	7	1	8
Milton	6	1	7	10		10	1		1
Napanee	3		3	7	3	10	2		2
Orangeville	3		3	1		1			
Ottawa	28		28	129	11	140	81		81
Owen Sound	11		11	16	2	18	2		2
Pembroke	9		9	8		8	19	1	20
Perth	8		8	10		10	4		4
Peterboro	11		11	19	2	21	5		5
Picton	2		2	10	1	11	7		7
St. Catharines	7		7	1		1	198	1	199
St. Thomas	18		18	41		41	23	1	24
Sarnia	27	1	28	72	2	74			
Simcoe	15	1	16	27		27	36	2	38
Stratford	6	2	8	24		24	31	5	36
Toronto*	297	29	326	108	2	110	51	1	52
Walkerton	4		4	14		14	3		3
Welland	24	1	25	36	4	40	7	2	9
Whitby	11		11	19	3	22	2		2
Windsor	33	4	37	83	4	87	38		38
Woodstock	19	1	20	33	1	34	1	2	3
DISTRICT GAOLS									
Bracebridge	7		7	5		5			
Fort Frances	48		48	24	1	25	1		1
Gore Bay	6	2	8	1		1			
Haileybury	7		7	1		1	8	1	9
Kenora	8	1	9	10	1	11	1		1
North Bay	13	2	15	20	1	21	10		10
Parry Sound	10	2	12	2	1	3			
Port Arthur	107	18	125	16	7	23	31	12	43
Sault Ste. Marie	19		19				1		1
Sudbury	101	16	117	44	5	49	21	7	28
Totals	1,197	100	1,297	1,239	82	1,321	898	45	943

* City gaols.

No. 8 (continued)

GAOL POPULATION.

CITY and COUNTY GAOLS	Number discharged on expiration of sentence			Number transferred to Provincial Penal Institutions			Number sentenc- ed and deported direct from gaol		
	M.	F.	T.	M.	F.	T.	M.	F.	T.
Barrie	132		132	43	8	51	1		1
Belleville	264	5	269	67	1	68			
Brampton	26		26	28	1	29			
Brantford	125	2	127	49	3	52	1		1
Brockville	131		131	37	1	38			
Cayuga	45	3	48	13	2	15			
Chatham	264	20	284	76	4	80			
Cobourg	70	2	72	35	4	39	2		2
Cornwall	173		173	54	2	56			
Goderich	39	2	41	18	2	20			
Guelph	153		153	97	5	102			
Hamilton*	642	15	657	289	28	317	4		4
Kingston	145	4	149	49	3	52	1		1
Kitchener	184	5	189	54	12	66			
Lindsay	44	1	45	27		27			
London	506	40	546	94	7	101			
L'Orignal	62	2	64	17	1	18			
Milton	57		57	21	1	22		1	1
Napanee	50		50	12	1	13			
Orangeville	15		15	8		8			
Ottawa	1,371	31	1,402	113	8	121			
Owen Sound	94	5	99	23	3	26			
Pembroke	99		99	17		17			
Perth	84		84	28	1	29			
Peterboro	175	12	187	29	3	32			
Picton	23		23	10	1	11			
St. Catharines	34	5	39						
St. Thomas	119	1	120	43	1	44	4		4
Sarnia	96	7	103	45	2	47	2		2
Simcoe	47	1	48	25	1	26			
Stratford	79		79	22		22			
Toronto*	2,184	124	2,308	3,057	91	3,148	11	1	12
Walkerton	62	1	63	39	2	41			
Welland	244	5	249	56	3	59	3		3
Whitby	180	3	183	66	8	74			
Windsor	441	7	448	147	7	154	4	1	5
Woodstock	101	3	104	46	3	49	1		1
DISTRICT GAOLS									
Bracebridge	42	1	43	19	3	22			
Fort Frances	31	3	34	12	1	13	1		1
Gore Bay	37	2	39	8		8			
Haileybury	476	14	490	119	14	133	1		1
Kenora	240	4	244	22	5	27	1		1
North Bay	324	9	333	143	14	157	2		2
Parry Sound	36	2	38	24	3	27			
Port Arthur	618	20	638	64	9	73			
Sault Ste. Marie	109	5	114	30	14	44	1		1
Sudbury	720	10	730	290	18	308		2	2
Totals	11,193	376	11,569	5,585	301	5,886	40	5	45

TABLE
MOVEMENT OF


CITY and COUNTY GAOLS	Died before trial			Died while undergoing sentence			Escaped and not recaptured during year			Number remain- ing in custody on remand March 31st, 1937		
	M.	F.	T.	M.	F.	T.	M.	F.	T.	M.	F.	T.
Barrie.....										1		1
Belleville.....				2		2				4	1	5
Brampton.....												5
Brantford.....										5		5
Brockville.....	1		1							3		3
Cayuga.....										1		1
Chatham.....										4	2	6
Cobourg.....										2		2
Cornwall.....										3		3
Goderich.....							1		1	2		2
Guelph.....										1		1
Hamilton*.....	1		1							14	2	16
Kingston.....										1		1
Kitchener.....										3		3
Lindsay.....												
London.....										8		8
L'Orignal.....												
Milton.....										2		2
Napanee.....										4		4
Orangeville.....												
Ottawa.....										5	3	8
Owen Sound.....				1		1				1		1
Pembroke.....										1		1
Perth.....										1		1
Peterboro.....												
Picton.....												
St. Catharines.....										1		1
St. Thomas.....										2		2
Sarnia.....										3	1	4
Simcoe.....												
Stratford.....										3		3
Toronto*.....										49	1	50
Walkerton.....										2		2
Welland.....	2		2							9		9
Whitby.....										5		5
Windsor.....										14		14
Woodstock.....										3		3
DISTRICT GAOLS												
Bracebridge.....												
Fort Frances.....				1		1						
Gore Bay.....												
Haileybury.....	1		1	1		1						
Kenora.....												
North Bay.....	2		2							1		1
Parry Sound.....												
Port Arthur.....	1		1				1		1			
Sault Ste. Marie.....	1		1							3		3
Sudbury.....				2		2				4	1	5
Totals.....	9		9	7		7	2		2	165	11	176

* City Gaols.

No. 8 (Concluded).

GAOL POPULATION

CITY and COUNTY GAOLS	Number remaining in custody awaiting trial March 31, 1937			Number remaining in custody serving unexpired sentences or for other reasons March 31, 1937			Totals		
	M.	F.	T.	M.	F.	T.	Male	Female	Total
Barrie.....	1		1	15		15	299	10	309
Belleville.....				18	1	19	541	17	558
Brampton.....				6		6	130	5	135
Brantford.....				10	1	11	318	11	329
Brockville.....				17		17	252	3	255
Cayuga.....	1		1	9		9	103	5	108
Chatham.....				26		26	560	31	591
Cobourg.....				13		13	239	8	247
Cornwall.....				14	1	15	311	6	317
Goderich.....				2		2	119	7	126
Guelph.....	4		4	37		37	405	8	413
Hamilton*.....	4		4	69	1	70	1,477	99	1,576
Kingston.....				14	1	15	271	14	285
Kitchener.....				21		21	444	29	473
Lindsay.....				5	1	6	111	4	115
London.....				48	2	50	1,102	93	1,195
L'Original.....				2		2	113	4	117
Milton.....				7		7	111	3	114
Napanee.....				4		4	90	4	94
Orangeville.....				1		1	64		64
Ottawa.....	1		1				2,153	82	2,235
Owen Sound.....	1		1	6		6	175	11	186
Pembroke.....	1		1	12		12	178	1	179
Perth.....	3		3	6		6	161	1	162
Peterboro.....				15		15	289	19	308
Picton.....				2		2	57	3	60
St. Catharines.....				12		12	288	11	299
St. Thomas.....				7		7	285	3	288
Sarnia.....				15		15	337	20	357
Simcoe.....				3		3	187	5	192
Stratford.....				6		6	184	7	191
Toronto*.....	5		5	107	9	116	8,898	589	9,487
Walkerton.....				9		9	153	5	158
Wellsand.....	3		3	26		26	465	19	484
Whitby.....				15		15	335	16	351
Windsor.....	1		1	32	1	33	930	30	960
Woodstock.....				7		7	238	16	254
DISTRICT GAOLS									
Bracebridge.....				1		1	81	4	85
Fort Frances.....	2		2	7		7	153	5	158
Gore Bay.....				2		2	57	4	61
Haileybury.....	3		3	63	3	66	725	36	761
Kenora.....				14		14	333	17	350
North Bay.....				23		23	592	27	619
Parry Sound.....	1		1	2		2	94	8	102
Port Arthur.....				63	3	66	931	80	1,011
Sault Ste. Marie.....				22		22	276	30	306
Sudbury.....				85	1	86	1,474	98	1,572
Totals.....	31		31	900	25	925	27,089	1,508	28,597



REPORT
OF THE
Minister of Public Welfare
Province of Ontario

FOR FISCAL YEAR
1936 - 1937

PRINTED BY ORDER OF
THE LEGISLATIVE ASSEMBLY OF ONTARIO
SESSIONAL PAPER No. 19, 1938



T O R O N T O

Printed and Published by T. E. BOWMAN, Printer to the King's Most Excellent Majesty
1 9 3 8



TO THE HONOURABLE

The Lieutenant-Governor of the Province of Ontario.

MAY IT PLEASE YOUR HONOUR:

The undersigned has the honour to present to Your Honour the Report of the Department of Public Welfare for the Fiscal Period April 1st, 1936 — March 31st, 1937.

Respectfully submitted.

ERIC CROSS.

Minister.

TABLE OF CONTENTS

1. REPORT OF THE MINISTER.....	Page 5
--------------------------------	-----------

APPENDICES

PART I

APPENDIX A—Old Age Pensions Commission.....	11
APPENDIX B—Mothers' Allowances Commission.....	14
APPENDIX C—Report of the Medical Officer.....	17
APPENDIX D—Children's Aid Branch.....	18
APPENDIX E—Report of the Unemployment Relief Branch.....	20
APPENDIX F—Report of the Soldiers' Aid Commission.....	21
APPENDIX G—Report of Refuges.....	24
APPENDIX H—Report of Orphanages and Charitable Institutions.....	25
APPENDIX I—Industrial Schools	
1. St. Mary's, Toronto.....	26
2. St. John's, Toronto.....	28
3. St. Joseph's, Alfred.....	29
4. Report of the Industrial Schools Advisory Board.....	31
APPENDIX J—Ontario Training Schools	
1. Boys, Bowmanville.....	35
2. Girls, Galt.....	44
APPENDIX K—Ontario Society for Crippled Children.....	47

FINANCIAL REPORTS

PART II

1. Department of Public Welfare.....	51
2. Old Age Pensions Commission.....	54
3. Mothers' Allowances Commission.....	57
4. Soldiers' Aid Commission.....	59
5. Ontario Society for Crippled Children.....	62

STATISTICAL REPORTS

PART III

1. Old Age Pensions Commission (new applications).....	64
2. Mothers' Allowances Commission.....	67
3. Children's Aid Branch.....	70
4. Soldiers' Aid Commission.....	76
5. Industrial and Training Schools.....	78
6. Refuges.....	87
7. Orphanages and Charitable Institutions.....	94
8. Ontario Society for Crippled Children.....	100

Report of
THE MINISTER OF PUBLIC WELFARE
1936 - 1937

In presenting this report to His Honour, the Lieutenant-Governor, May I be permitted to point out that this is the Sixth Annual Report of the Department of Welfare.

During the year the various branches of the department have been reviewed with the object of promoting more efficient administration, and detailed reports of the work accomplished in each branch are submitted herewith.

As in former years, it has been the aim of this department to administer relief and welfare without undermining the self-reliance and independence of recipients, and to maintain and encourage, as well, close co-operation between organizations for private benevolence and the various branches of the department.

OLD AGE PENSIONS

It does not appear that we have yet attained the peak load of pensioners. During the fiscal year the Commission dealt with 9,019 new applications, of which 8,166 were granted full or part pension and 853 refused. There were also 487 reinstatements and transfers, and 6,743 cancellations through death or other causes, leaving a net increase of 1,910 pensioners over the previous year. It might be noted that in 1929, when pensions were first granted, the peak load was estimated at approximately 23,000, and today the number stands at 55,950. A graph view of the increase will be found on page 13. There is a steady flow of requests for increase of pensions where full pension was not originally granted, the reasons for these increases being small savings exhausted and, not infrequently, the inability of children to provide further help. These appeals receive careful consideration and, where justified, an increase is granted.

The Department feels that there will be greater efficiency in the administration of this Act with the establishment of the local boards, as provided by the amendments of the recent session of the Provincial Parliament, also with investigators assigned to all sections of the province.

The Department anticipates the continued co-operation of the municipalities in establishing these local boards and also in assuming responsibility for additional aid which may be required.

MOTHERS' ALLOWANCES

The statistics on Mothers' Allowances show a steady increase in the number of applications for allowances, although the increase was not so great this year as it was during the first year of the one-child-family inclusion. We feel that the trend will recede to the previous normal, prior to the one-child legislation, probably next year. The Commission has dealt with 2,408 new cases this year, of which 1,007 were granted full or part allowance and 1,401 refused. There were also 1,436 cancellations leaving a total of 11,420 beneficiaries in the province. A graph illustrating the increase in the new allowances will be found on page 16.

One of the chief functions of the Commission is dealing with the numerous problems which naturally arise among so many families.

The Department feels that the Act will be administered more efficiently and will be of more benefit to the families receiving the allowance since the appointment of investigators to each section of the province. It is also felt that with the added investigation staff the Commission will be able to direct additional attention along the lines of vocational guidance to the children of beneficiaries as they are about to leave school.

MEDICAL OFFICER

The Medical Officer has given considerable time to the problems arising from the incapacitation of the husbands of applicants for Mothers' Allowance. Every application has been examined and cases where the wife is already in receipt of an allowance have been reviewed. His work has brought him into close contact with the Tuberculosis Prevention Division of the Department of Health in its fight against Tuberculosis. Arrangements have been made whereby the Division has been notified when a husband is incapacitated through Tuberculosis; and supplied with the names of all contacts, etc. Furthermore, every possible effort has been made to have cases admitted to Sanatoria when such care was indicated.

The Medical Officer has given considerable time to the problems arising in the Industrial and Training Schools and valuable service has been rendered by the Officer to the Inspector of Refuges.

CHILDREN'S AID

Improvement in several Societies is reported, as fourteen improved their grade standing during the year.

The Societies dealt with 19,769 children in their protective work and of this number only 1,076 new commitments were made, which indicates the value of the preventive services these Societies render to their communities.

There was a reduction in the number of children under direct care of the Societies (not in their own homes), which indicates further the result of preventive services tending to reduce the number of children for whom the Societies have to provide care.

There was a slight decrease in the number of completed adoptions as compared with the previous year. Close supervision and strict adherence to the two year probation period no doubt has postponed certain adoptions which, in other circumstances, would have appeared in this year's figures.

The report shows an increase in the number of Unmarried Parents cases dealt with this year. While the social implications of this problem are still of great importance to Child Welfare Organization, it is gratifying to note that collections for the support of these children born out of wedlock have substantially increased during the year.

SOLDIERS' AID COMMISSION

Captain E. A. Baker, O.B.E., M.C., Chairman of the Soldiers' Aid Commission, reports that the Commission has followed with keen interest all developments affecting the welfare of veterans and their dependents throughout the province and that a better understanding of the Commission's interests and activities has been developed. 1,357 emergency grants were distributed during the fiscal year, as compared with 969 in the previous year. The increase in the number of grants is due to a more widespread knowledge of the scope of the Commission's work for Ex-Service men and the distribution of 800 copies of "A Handbook of Information for Veterans," thus bringing the total distribution up to 4,300 copies.

The Commission has purchased a section of muck soil on the Barrie-Camp Borden Road, two miles from Barrie, which is to be used for a "Garden Land Settlement Scheme." The Commission intends to commence operation as early in the spring as possible.

The Trust funds in the hands of the Commission are in excellent shape and the continued activity of the Commission is guaranteed.

REFUGES

The Refuges, seventy-seven in number, throughout the Province, are, in a general way, well managed — discipline good — dietary well prepared, and all sanitation and fire prevention facilities well looked after. Because of the disastrous fires throughout the Dominion in the last year, the installation of Fire Annunciator Systems is being recommended. Some of the Buildings have been erected over eighty years ago and are anything but fire proof.

Farm acreage in a number of County Refuges has been increased to better provide for sufficient pasturage and proper crop rotation. A number of new barns have been built. Cattle have been tested and accredited and a daily record of production is being kept.

Generally speaking the refuges are well maintained and supervised. The officials in charge are to be congratulated on their good work and for the co-operation extended the Department of Public Welfare.

INDUSTRIAL SCHOOLS

The three Roman Catholic Industrial Schools have a combined total of approximately 250 residents.

The St. Mary's Industrial School, Toronto, reports that on April 1, 1936, there were 65 pupils in residence. There were 31 admissions and 36 dismissals during the year, leaving 60 in residence on March 31, 1937.

The Sisters of Our Lady of Charity report that they hope, before another year, to commence work on their new building. It would be a great advantage to have a modern school to assist in this vocational training.

Brother Cyril, Superintendent of the St. John's School, reports that the average daily registration of the school this year was 97, and 21 boys in boarding homes. He also reports that the usual good spirit is maintained by the boys and the occupational training offered is very satisfactory.

Brother Jerome, Superintendent of St. Joseph's Industrial School at Alfred, reports that the average daily attendance was 78. During the twelve months under consideration, 46 pupils were admitted, 23 paroled and 4 transferred to other institutions, leaving 92 on March 31, 1937. The vocational training of the boys was reorganized, resulting in a greater degree of proficiency in the work, and the development of initiative in the boys.

All the reports indicate that the staff is keenly interested and try to meet the situation in the most efficient manner possible.

TRAINING SCHOOLS

The Training School for Girls at Galt had an enrolment of 46 at the end of the year, while at the Boys' Training School, Bowmanville, there were 183 in residence.

As a result of the transfer of the girls from Alexandra Industrial School to the School at Galt, a double cottage to accommodate about 50 girls is under construction

and should be in use before the end of next year. A course has been provided to give practical training to the older girls to prepare them for domestic employment.

A new feature at the Training School, Bowmanville, during the year has been the opening of a Reception Hospital where each boy on entering the School is detained until examined by the School Physician and his case thoroughly considered by the staff in order to determine the best course of training and discipline to be pursued.

INDUSTRIAL SCHOOLS ADVISORY BOARD

The Industrial Schools Advisory Board, under the Chairmanship of Mr. C. L. Burton, held 46 meetings during the year and reviewed 3,377 cases. As usual the record of every boy and girl in the Industrial Schools is reviewed at quarterly intervals and more frequently when special attention is required. The valuable assistance rendered by this Board, which is comprised of persons who are interested in Social Welfare, is entirely voluntary.

ONTARIO SOCIETY FOR CRIPPLED CHILDREN

The Ontario Society for Crippled Children is not a department of the Government. However, it is assisted by a substantial provincial grant and, therefore, its activities are included in this report. It is distinctly a co-operative enterprise and is concerned with the prevention of those conditions which produce deformity as well as the provision of suitable treatment for children who are suffering from physical disabilities. It is gratifying to note that during the year 1936 the Society, through Service Clubs, has provided some form of care for 3,779 children. New activity was noticed in the Society this year, as its first clinics for crippled children were opened in Timmins, Kirkland Lake and Haileybury. A special clinic was also arranged at Blind River, where children from that district as well as Manitoulin Island were examined.

The Society reports that there is no need for any crippled child in Ontario to be neglected, as the assistance given gratis by the medical profession includes the best medical and surgical services obtainable.

ERIC CROSS.

APPENDICES

Part 1



PART 1

APPENDIX A**Report of****The Old Age Pensions Commission****April 1st, 1936 — March 31st, 1937**

There were 55,950 pensioners on the pay-roll as of March 31st, 1937, an increase of 1,910 on the fiscal year, exclusive of deaths, cancellations, etc. The total sum paid to these pensioners for the year was \$12,087,177.14, of which the municipalities paid 10 per cent., the province 15 per cent., and the Dominion Government 75 per cent. The total sum, including the Dominion's share, paid to the pensioners through this department since the pension was first granted on November 1st, 1929, was \$72,149,921.82. The statistical totals submitted herewith give further information respecting administration of the Old Age Pensions Act in the province. From these it will be observed that the average monthly payment to pensioners has been somewhat increased, as is also the amount paid to other provinces for pensioners who have a claim on this province on account of their residence here during the twenty years preceding their application for pension.

The Municipal Clerks have performed their duties, such as inspecting all cases and forwarding their reports with the applications, in a very commendable manner, and the Commission desires to express its appreciation of the support and co-operation received from the municipal authorities in assisting the applicants to present their applications.

The Provincial Treasury Department maintains an independent daily audit and the auditors representing the Dominion Government have made periodical examinations of our records and accounts.

The proper administration of the Old Age Pensions Act is neither a simple nor an easy task. Reliable information is not always obtainable. In many cases it is most difficult to determine accurately the income of an applicant. Cash income is often a very small part of a pensioner's means of livelihood, but many applicants consider only their cash receipts. The regulations respecting income state, among other things, that the Commission shall take into account other means of livelihood, whether in money or in kind, which the pensioner may reasonably be expected to receive. This would obviously include what contribution in cash or in kind the children should make towards the support of their parents. The application of the Parents' Maintenance Act has been one of the most serious problems during the past year.

The transfer of property, wages or earnings of pensioners after the granting of a pension, and the receipt of bequests or other gifts, bring up many complex problems for solution. There seems to be an epidemic of transferring property.

There are numerous difficulties with respect to proof of age. Many applicants are without proper certificates of date of birth and will dispute the Dominion Census records, which are often the only source of information available.

Residence is a matter of vital importance and gives rise to much correspondence and inquiry.

We have reviewed and reconsidered numerous cases where amended or additional information has been received. We give to all cases our best and most sympathetic consideration. However, we must be constantly on our guard to see that applicants meet the requirements of the Act, and that pensions are properly paid. We consider it our duty, not only to safeguard the public treasury, but at the same time to see that justice is done to all applicants.

The matter of collecting claims from estates of deceased pensioners is more thoroughly handled. An inspector has been appointed and he is devoting his entire time to this important work. By personally contacting the executors, we are able to collect many accounts that would otherwise be lost. In order to assist in collection, we register a caution in the Registry Office against the real estate of the pensioner.

A number of Old Age Pensioners are taking advantage of the accommodation provided by various institutions for aged people. The pensioners residing in such Homes pay a portion of their pension for maintenance and use the balance for personal needs. This enables them to maintain a degree of independence which otherwise might not be possible. As the number of Old Age Pensioners who receive hospitalization is increasing, this problem is one of the greatest that the Commission is faced with at the present time. Many municipalities come to the rescue of the pensioner by granting free hospitalization and thereby allowing the pensioner to have a certain amount of cash when he is discharged from the hospital.

It is our pleasure to report several instances of pensioners whose circumstances have improved and who, of their own accord, have asked that their pension be discontinued, or an adjustment made to fit in with the better circumstances that they are enjoying.

Judging from letters received in the office and from opinions expressed by many citizens, Old Age Pensions have accomplished much good in this province. The municipalities have been relieved of the support of many indigent citizens, and numerous homes have been made more comfortable for their aged occupants. The pension brings much joy to these old people in the eventide of their lives and adds substantially to their material comforts. The regularity of the monthly cheque provides a dependable income which, though not large, is a very decided factor in contributing to the peace of mind of those who have passed their "three score years and ten." We are confident that the money expended on Old Age Pensions is deeply and gratefully appreciated by the recipients.

The Commission earnestly and sincerely seeks the co-operation and assistance of all citizens in the performance of its duty, and in carrying out the wishes of the people, as expressed by Parliament and the Legislature in the Old Age Pensions Act.

J. A. FAULKNER, *Chairman.*


G. S. TATTLE, *Vice-Chairman.*

C. H. GREEN, *Commissioner.*

OLD AGE PENSIONERS

PROVINCE OF ONTARIO

NUMBER OF PENSIONERS AT END OF EACH FISCAL YEAR



APPENDIX B

Report of The Mothers' Allowances Commission April 1st, 1936 — March 31st, 1937

The fiscal year under review is the second year in which one-child families were included in the provisions of the Act. While the increase in the number benefiting was much higher than the normal increase under ordinary circumstances, it was thirty per cent. less than the previous year, or the first year of the one-child family inclusion. The Commission is quite convinced that next year will see a return to the normal increase, as experienced prior to the above mentioned period.

Perhaps the most notable event of the year as it affects municipalities is the action of the government in assuming the full cost of Mothers' Allowances, so that it is the last year in which the following large amounts will be collected from Cities, Counties and Separated Towns.

Without taking into consideration the anticipated increase each year, and based on the amounts collected during the year under review, the municipalities will save the following amounts:

Cities.....	\$1,255,360.44
Counties.....	834,128.20
Separated Towns.....	28,652.00
	or a total of.....\$2,118,140.64

The amount saved by municipalities will increase each year as the number of beneficiaries under the Act increases.

The Commission hopes that the government's generous act will not be interpreted by local municipalities as meaning that they are relieved of all responsibility for the welfare of families benefiting under the Act.

Local organizations, both public and private, should realize that occasions may arise when these families will be in need, and should be given additional assistance through the same channels as any other family which may require help. For a local organization to discriminate to the detriment of the family simply because such a family is in receipt of an allowance is quite unjustified.

The unit on which the rate of allowance is based is the mother and child or children under sixteen years of age in her care. It is not, in itself, considered to be adequate to supply all the family's needs. Under ordinary circumstances the families under Mothers' Allowance manage fairly well, and it is only in families where sickness or unemployment exist that additional help sometimes is needed. It does seem unfair for an organization to refuse such additional help on the pretence that it cannot assist because the family is on Mothers' Allowance.

Let us suppose for a moment that there was no Mothers' Allowances Act in Ontario, and that approximately five million dollars was withdrawn from the 12,586 mothers with their 28,000 children. One can readily conceive the added burdens that would be thrust upon local public and private organizations.

It is very remarkable the amount of real constructive work that is being accomplished each year in the families, not only financially, but in the assistance and advice given to the mothers to help them solve the problems thrust upon them.

The very low percentage of unsatisfactory cases is evidence that the help given these people is fully appreciated.

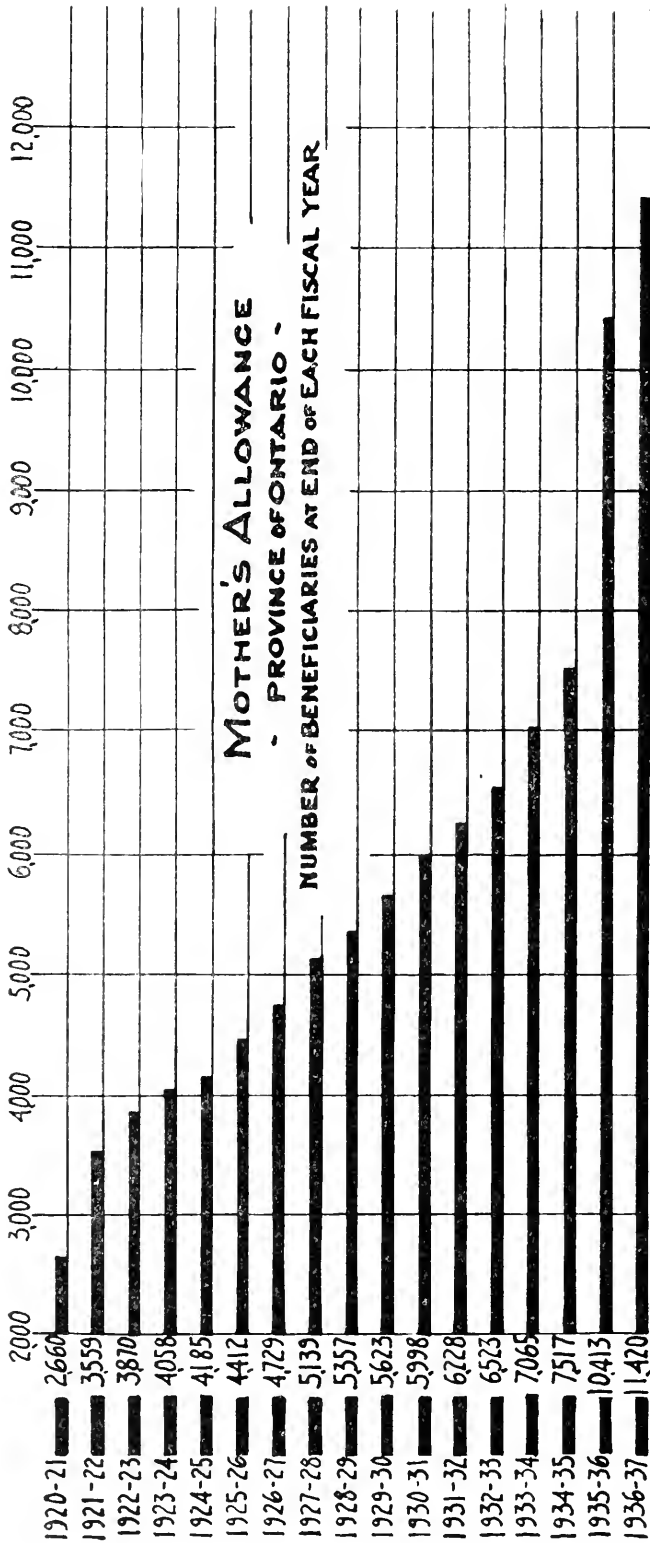
The Commission is indebted to the members of Local Boards for their services which have been of great assistance in the administration of the Act, as well as to the Service Clubs and Social Service Organizations for their help and co-operation.

The Commission appreciates the complete freedom of action that it enjoys in its endeavour to give to the Act the type of administration to which such a piece of legislation is entitled.

J. A. FAULKNER. *Chairman.*

H. BENTLEY. *Commissioner.*

E. V. McKECHNIE. *Commissioner.*



NOTE: LARGE INCREASE IN 1935-36 DUE TO ALLOWANCES
BEING GRANTED TO MOTHERS WITH ONE CHILD.

APPENDIX C

**Report of
Medical Officer****April 1st, 1936 — March 31st, 1937**

MOTHERS' ALLOWANCES.

During the year all applications for Mothers' Allowances, based upon the incapacitation of the husband, have been carefully examined. There has been the finest co-operation from the medical profession generally and their clinics and hospitals have aided greatly in the work.

All incapacitation cases already in receipt of allowance have been carefully reviewed during the year, and frequent reports and examinations have been made where the disability was total but held out hope for at least partial recovery. Medical Officers, when possible, arranged with the municipalities concerned for treatment.

There has been an ever increasing realization on the part of the municipal authorities that it is more economical to arrange for treatment than to maintain the family at the expense of the state.

In spite of the fact that pulmonary tuberculosis is neither necessarily fatal nor chronic, the nature of the disease is such that, even in minimal cases of tuberculosis, treatment extends over a long period of time with the result always in doubt.

Cases of active pulmonary tuberculosis have been considered as coming properly within the provisions of this section. The Medical Officer has endeavoured to co-operate with the Tuberculosis Prevention Division of the Department of Public Health in its fight against tuberculosis. The Division has been notified when the husband is incapacitated through tuberculosis, and the names of all contacts given. Furthermore, every possible effort has been made to have cases admitted to Sanatoria when such care was indicated.

I would like to point out that the Tuberculosis Prevention Division has arranged for examinations of contacts and for treatment when necessary, as well as periodical examinations of the incapacitated husbands. I would also like to mention that the Superintendents of the Sanatoria and their staffs have been most co-operative and helpful.

INDUSTRIAL AND TRAINING SCHOOLS.

Close medical supervision has been exercised over these institutions and the Medical Officer has co-operated with the school physicians in co-ordinating the services of the Department of Public Health, and also in arranging for special medical care when indicated.

HOUSES OF REFUGE.

The Medical Officer has consulted frequently with the Inspector of Refuges regarding medical care of the inmates and special institutionalization. He has also acted in an advisory capacity to the Inspector of Refuges regarding residents of unorganized territory who require House of Refuge care.

G. G. CLEGG, *Medical Officer.*

APPENDIX D

**Report of
The Children's Aid Branch
April 1st, 1936 — March 31st, 1937**

The continued co-operation toward a general improved programme of child welfare on the part of the Children's Aid Societies in the province is noted. Continued progress enabled fourteen Societies to increase their grade standing during the year.

Recognizing the importance of strengthening the natural family ties, wherever possible, from a desire to implement sound protective child welfare services as well as maintaining private philanthropic participation, 19,769 children were given service in their own homes. Of this number it was only necessary to have 574 children made temporary wards and 502 children made permanent wards. There were also 489 extensions of wardship. Only 1,076 new commitments out of a total of 19,769 children dealt with is indicative of the value of the strong programmes of prevention sponsored by the Societies — a value that is not only measured in a large number of well adjusted family homes left intact but in actual dollars and cents saving to the taxpayers, as each child committed as a ward is a direct charge on the municipality. Only children committed as wards are so chargeable to the municipality. Therefore, each Society through participation of private philanthropy has the opportunity of rendering a very valuable public service.

The effectiveness of the strong protective programme is evidenced further by the total of 10,701 children under direct care of the Societies (not in their own homes.) This figure represents a reduction from 12,187 reported in the last Annual Report; of the 10,701 children in direct care, 5,420 were in free care (adoption, probation, wage homes, free homes.) Those in wage homes, 1,050, were definitely earning. In addition, most of the 788 children listed under "other Societies' wards" were in free homes. This would further increase the total in free homes.

Since children are only chargeable to a municipality while in "pay care" such free home placements as indicated above represent the further successful efforts of the Societies to provide the best possible care for children at the lowest possible cost.

Completed adoptions indicate a slight falling off from the previous year. The results are gratifying, however. Since there are 1,490 in adoption probation homes (awaiting the passing of the required two year probationary period) this reduction may be due to increased supervision and a more careful selection and placement which affords greater protection to the adoptive parents.

The increase noted in the number of cases dealt with under the Children of Unmarried Parents' Act is a matter for some concern. The social implications of this problem are still of paramount concern to child welfare organizations.

While there is no gratification in recording such an increase, there is some satisfaction in being able to report that collections for the support of the children born out of wedlock have increased from \$76,783.13 for the year ending March 31st, 1936, to \$83,521.00 for the year ending March 31st, 1937.

B. W. HEISE, *Provincial Superintendent.*

DIRECTORY

CHILDREN'S AID OFFICIALS, ONTARIO

LOCAL SUPERINTENDENTS

Algoma	J. P. Reed	Sault Ste. Marie.
Brant	J. P. Temple	Brantford.
Bruce	D. W. Cameron	Walkerton.
Cochrane	A. G. Carson	Timmins.
Dufferin	Dr. W. J. Price	Orangeville.
Elgin	Mrs. E. H. Caughell	St. Thomas.
Fort William	Frank Blain	Fort William.
Frontenac	W. A. Morrison	Court House, Kingston.
Grey	A. E. Trout	Owen Sound.
Haldimand	C. R. Bilger	Dunnville.
Halton and Peel	G. F. Thompson	Milton.
Hamilton	B. Beaumont	47 King St., E., Hamilton.
Hastings	T. D. Ruston	256 ½ Front St., Belleville.
Huron	H. T. Edwards	Goderich.
Kenora	W. S. Carruthers	Kenora.
Kent	F. Appleyard	Chatham.
Lambton	James Crockard	Sarnia.
Lanark	Miss Jessie MacPherson	Perth.
Leeds and Grenville	C. A. Winters	Brockville.
Lennox and Addington	W. F. Barrett	Napanee.
Lincoln	H. Fonger	St. Catharines.
London and Middlesex	W. E. Kelly	City Hall, London.
Manitoulin	C. A. S.	Gore Bay.
Muskoka	W. D. Forrest	Huntsville.
Niagara Falls	W. E. Jones	830-6th St., Niagara Falls, Ont.
Nipissing	John Brown	North Bay.
Norfolk	Children's Aid Society	Simcoe.
Northumberland and Durham	K. J. Hodgert	Port Hope.
Ontario	O. M. Alger	Oshawa.
Ottawa and Carlton	Miss Janet Long	412 MacLaren St., Ottawa.
Oxford	Eric I. Smit	Woodstock.
Parry Sound	John Hartill	Burks Falls.
Perth	Hugh Ferguson	Stratford.
Peterboro	C. A. S.	Peterboro.
Port Arthur	George Gibbon	Port Arthur.
Prescott and Russell	Mos. Lacasse	Wendover.
Prince Edward	R. W. Hubbs	Pictou.
Rainy River	Mrs. Florence Tibbetts	Fort Frances.
Renfrew	J. C. Simpson	Renfrew.
Simcoe	W. J. Justice	Barrie.
Stor., Dundas and Glengarry	H. C. Nugent	Cornwall.
Sudbury	I. S. Davidson	Sudbury.
Temiskaming	J. R. McCracken	Haileybury.
Toronto	R. E. Mills	22 Isabella St., Toronto.
Victoria and Haliburton	Allan Blewett	Lindsay.
Waterloo	Arthur Pullam	City Hall, Kitchener
Welland	Mrs. D. E. Young	R. R. No. 5, Fenwick.
Wellington	H. D. C. Crooks	Guelph.
Windsor and Essex	George Sinclair	44 Wyandotte St., Windsor
Wentworth	J. Peart, Secretary	Court House, Hamilton.
York	Mrs. J. S. Driscoll	73 St. Clair E., Toronto.
Roman Catholic Children's Aid Society of St. Vincent de Paul	J. G. Mallon	469 Sherbourne St., Toronto.
Windsor and Essex (Roman Catholic)	R. J. Bondy	211 Guaranty Trust Bldg., Windsor.

Provincial Superintendent—B. W. Heise, Box 246B, Parliament Buildings, Toronto, AD. 1211

APPENDIX E

Report of
The Unemployment Relief Branch
April 1, 1936 — March 31, 1937

Ways and means of more effectively controlling this major problem have occupied our closest attention and it is gratifying indeed to report considerable improvement in the manner of administration and distribution of relief. Continued improvement in this direction is also anticipated in the future.

Municipal officials and relief administrators have shown every indication of a keen desire to co-operate with the Department in the administration of the unemployment relief problem. The Department wishes at this time to express its appreciation of this co-operation.

A general decline in the number of persons assisted has been experienced throughout the year and with conditions generally seeming on the upward trend it is expected that this reduction will continue during the coming fiscal year. The outlook in this direction is promising and generally indicative of marked improvement over the years of the depression. The reasonable expectancy of increased activity in business and industry, as well as in the building trades, should bring with it a reduction in relief rolls in the next fiscal year.

This expected improvement will, it is hoped, be quite general throughout the province and particularly in the Territorial Districts of Northern Ontario, where very marked improvement has been noted monthly in employment conditions in the mining and lumbering industries. It can also be stated that, due to the general upward trend in employment in the north, a considerable number of jobs have been made available to persons from other parts of the province.

The aim of the Unemployment Relief Branch is to co-operate with the municipalities to the fullest extent. This measure of mutual co-operation has permitted the solving of many of the problems which concern direct relief administration.

Appreciation is also extended to the Ontario Employment Service, a Branch of the Department of Labour. The District Employment Service Offices have been most helpful in placing of relief recipients in gainful occupation.

E. A. HORTON.

Deputy Minister of Public Welfare.

APPENDIX F

**Report of
The Soldiers' Aid Commission of Ontario
April 1st, 1936, to March 31st, 1937**

COMMISSION MEMBERSHIP.

During the period under review no change occurred in the membership of the Commission; all members continued to take a keen interest in the various phases of the Commission's activities and were active in attendance at meetings and furthering the services of the Commission throughout the Province.

Members are as follows: Captain E. A. Baker, O.B.E., M.C., Chairman, Toronto; Major General V. A. S. Williams, C.M.G., Toronto; Colonel T. J. Rutherford, E.D., Owen Sound; Lt.-Col. J. A. Dewart, M.C., Peterborough; Major F. R. Palmer, St. Thomas; Charles J. Brown, Esq., Toronto; Dr. Walter F. Charteris, Chatham; T. Summers Wilson, Esq., Sudbury.

COMMISSION MEETINGS.

Three General Meetings and one Special Meeting were held during the year. In addition to the General Meetings of the Commission, Committee Meetings to deal with special activities of the Commission, were called by the Chairman concerned.

COMMISSION STAFF.

One staff change occurred during the period, namely the retirement of Miss G. Atkey, Social Service Worker, concerned with Female Wards of the Commission, as of September 30th. Miss Atkey's resignation was occasioned by her marriage.

Since the Special Adjustment Work for which she had been engaged was considered to be practically completed in respect to problem cases, no replacement was made.

No other staff changes occurred.

All members of the staff, with the exception of the Director, were by arrangement with the Minister, Department of Welfare, and by Order-in-Council, dated June 26th, 1935, brought under the provisions of the Civil Service Act of Ontario.

AUDIT.

In compliance with a request of the Soldiers' Aid Commission, a duly authorized representative of the Provincial Auditor's Department conducted a thorough Audit of the Books and Accounts of the Commission, which were found to present a correct statement or financial transactions of the Commission for the year.

WARDS.

An appended Statistical Statement presents a detailed record of services to wards in general.

On April 1st the number of wards under the care of the Commission was 133, but during the year, due to wards attaining the full age of 21 years; marriages and one death, this was reduced to 84, as of March 31st, 1937.

Welfare investigations, placements, etc. for the period numbered 543, as compared to 942 for the previous year; this reduction was due to the reduced number of wards and stabilization of individual wards.

GENERAL.

1. *Emergency Grants* for the period number 1,357, as compared with 969 in previous period.
2. *General Information* and advice services rendered to ex-service men and dependents totalled 1,781, as compared to 1,416 for previous year.
3. *Office Interviews* for this period were 5,971, as compared with 4,360 for previous year.
4. *Special Information and Advice* re Pension Claims procedure numbered 251, as compared to 452.

HANDBOOK OF INFORMATION FOR VETERANS.

During this period 300 additional copies of the Handbook were distributed to Veterans and those interested in their welfare throughout the Province, bringing total distribution up to 4,300 copies.

The beneficial effects of the "Handbook of Information for Veterans," may be readily discerned by developments recorded in the previous item, since the number of inquiries relative to Pensions Claims procedure has dropped substantially due to applicants and their advisors proceeding directly to Pensions Advocates; on the other hand emergency assistance and general adjustment have risen in number due to Veterans in scattered parts of the Province learning of assistance available.

Thus through improved information and understanding, Veterans throughout the Province of Ontario are receiving more general equitable service.

KATHLEEN HAMMOND ESTATE.

The assistance from this Fund to widows on pension under the Pension Act, served 112 cases of emergency or special need during the past year, as compared with 91 in the previous year.

The Corpus of this Fund was subject to a substantial increase during the year.

CROFT ESTATE.

During this year a further lot on Eglinton Avenue, comprising part of this estate, was sold, the amount received being utilized to aid in clearing back taxes on the remaining lot of this estate.

GARDEN LAND SETTLEMENT SCHEME.

During this year extensive investigations were conducted as to the possibility of a Small Holdings Garden Land Settlement Scheme. Investigations were pressed, and finally led to the selection of a suitable muck soil area on the Barrie-Camp Borden Road, 2 miles from Barrie. In accordance with authorization from the Minister of the Department, the Commission took an option on this property, and completed purchase before March 31st, 1937, in preparation for development of the Settlement Scheme in the spring as soon as ground conditions would permit.

GENERAL.

In general, the Commission has followed with keen interest all developments affecting the welfare of Veterans and their dependents throughout the Province. Members of the Commission, the Director and his staff have visited or been in touch with many Branches of the Canadian Legion, and other Veterans' Organizations throughout the Province.

A better understanding of the Commission's interests and activities has been developed.

The Commission has been careful to advise that facilities or assistance available to Veterans or their dependents should be utilized whenever possible, but has undertaken to directly assist where other means could not be found or be made available with sufficient promptitude to meet existing emergencies.

The co-operation of the Minister, Department of Welfare and staff members of the Department has been appreciated.

The Commission also desires to gratefully acknowledge the co-operation of Veterans' Organization; the Canadian Red Cross Society; the I. O. D. E.; Soldiers Comforts; the Last Post Fund and all other Organizations and individuals who have in numerous ways been helpful during the year.

Respectfully submitted.

E. A. BAKER, *Chairman.*

APPENDIX G

Report on Refuges**January 1st, 1936 — December 31st, 1936**

For the calendar year closing December 31st, 1936, there were under the inspection of the Department of Public Welfare forty-three (43) City, three (3) District and thirty-one (31) County, or a total of seventy-seven (77) Refuges. There were 3,329 residents in the City, 135 in the District and 2,164 in the County Refuges, or a total of 5,588 for the year 1936. This is an increase of 49 over the year 1935.

The cost of maintenance for City Refuges was \$1,004,001.93; District, \$44,126.29, and County, \$480,650.24 or a total of \$1,528,778.46.

The average per diem cost per resident in City Refuges was \$1.00, in District Refuges, 78c, and County Refuges, 62c. The average cost for maintenance of a City Refuge was \$23,348.88, for a District, \$14,708.76, and for a County \$15,573.99.

Additional acreage has been secured for many of the County Refuges which makes better provision for proper pasturage for cattle and for crop rotation. As a result of keeping tested and accredited cattle and daily individual productive records — one junior Holstein of the York County Refuge has produced 21,541 pounds of milk in 365 days. This is the second highest production in Canada.

The standards established three years ago have been very seriously lived up to and real improvement has been shown in nearly all the Refuges. Additions are being built, sun parlors provided, new barns and out-buildings erected and the inside and outside of old buildings have been renovated, painted, etc.

The Department of Public Welfare appreciates the co-operation and assistance given by all Committees, Boards, Superintendents and Matrons.

S. L. CHARLTON, *Inspector.*

APPENDIX H

Report on
Orphanages and Charitable Institutions
January 1, 1936 — December 31, 1936

There are in the Province of Ontario, subject to the supervision of the Department of Public Welfare, 36 Orphanages and Charitable Institutions. These organizations vary from those with a small number of residents in institutions to organizations having under their care large numbers of children who are placed in private boarding homes under the supervision of the Society which is responsible for their care. As of December 31st, 1936, there were in residence at the various institutions 2,716 persons.

In the supervision of each of these organizations that operate an institution, care has been given to assure reasonable safeguards in their operation for the prevention of fires, sanitation, ventilation, etc. There has been encouragement to assure proper dietary and to assist the institutions to create as homelike an atmosphere as possible for the persons under their care.

The several organizations under supervision gave a total of 945,859 days' care during the year, with a total cost of \$760,765.92, or an average cost of 80c per day. This amount was not entirely contributed by municipalities and philanthropic persons but was offset by payment of \$80,081.85 by the persons in residence or their relatives, which would indicate the desire on the part of many of these persons to assist with their maintenance. As the total number of beds available was 3,407 and as the number of inmates at any one time has been less than this total, there seems to be indicated a lesser use of institutions for child care across the province than in the past.

B. W. HEISE, *Provincial Superintendent,*
Children's Aid Societies.

APPENDIX I

**Report of
St. Mary's Industrial School
April 1, 1936, to March 31, 1937**

The narrative submitted for March 31, 1936, brought the history of our School up to that date. The twelve months immediately following, which period forms the subject matter of this survey, have a singular resemblance and continuity. On the surface of the daily routine there was an apparent calm or monotony but a current or tidal wave of tremendous energy surged beneath. Each child was a world for exploration, excavation, construction; each one set free her eager, restless, questing ego to grasp, to acquire, to retain or to discard at pleasure. This is a transition time of life where girlhood and womanhood meet. Unlike children whose innocence is guarded our pupils attain knowledge while yet of tender years. Their inner problems are momentous. One can feel, at times, the intensity of these unexpressed urgings and decisions.

The Academic year was one of unusual interest. Co-operation and enthusiasm among the students did not flag. It was remarked that pupils with mental disadvantages roused to greater effort. The teachers in charge find an interesting line of mental philosophy here. One term will be empty of any great effort on the part of the students, another term with identical setting and circumstances will carry through with banners flying. Five pupils passed the Entrance test, eight pupils were successful in the Lower School Department Examinations, three passed the Junior Stenography test and three passed the Senior Stenography test. The lower grades did more than would be expected of the course proposed.

Vocational training always attracts. The hours in any one week devoted to vocational training are comparatively few but they are very profitable. More freedom and mobility of speech and action are permitted and this gives opportunity for the individual temperament to be studied and moulded. Personal cleanliness is the first study and with a number it is quite novel. They are instructed in the care of a household, and this comprises sleeping apartments, drawing room, living rooms, dining room, sewing rooms, kitchen and store rooms. The linen assigned to each of these must be made, marked, mended, sorted and kept in good order. They are taught dress-making, hand sewing, machine sewing, power machines and other, knitting, darning, embroidery, lace-making, mending, repairing and making over wearing apparel. They knit sweaters and pull-overs very well and these, when finished, are the property of the one who accomplished. They are instructed in all duties connected with the kitchen and the dining room. It is obvious that a girl of sixteen or seventeen cannot become a finished cook during her course here. Time does not permit. They are trained to a solid knowledge of the fundamentals, with cleanliness and economy stressed. It is a matter of ease to complete the training as they grow older and more experienced. They are taught the duties of a sick room and are shown the way to apply first aid. Those who are gifted with the artistic powers are taught the use of oil, water color, and crayon. Some of this work is excellent. With pen and brush they display considerable skill and the several portfolios are worthy of commendation. Vocal and instrumental music is taught daily, except Sunday. The choral singing is very fine. Those who take lessons in instrumental music make excellent progress.

Very little sickness visited the School during the period under observation and nothing developed of a serious nature. Dr. Hamlin saw each child for a general examination and test once each month. Eighteen tonsillectomy patients made good recovery and there was no other trouble of a surgical nature. Dr. Sullivan attends to this work, and he comes whenever he is required. Dr. Colin Campbell looked after all trouble in connection with the eyes. He gave careful attention and nothing abnormal escaped his watchfulness. The School dentist, Dr. Temple, gave a general examination every six months and he gave particular examinations to new arrivals, to emergency calls, to fillings, extractions and plates. The teeth were carefully and scrupulously treated by the doctors in charge.

Religious training was emphasized. Without this the work would have neither growth nor endurance. There is found a variety of racial elements at all times, and this, in instances, is supplemented by a strain which comes down from the Moslem occupation in Southern Europe. It is necessary to train the reason and to aim at securing conviction. Many lack fixed belief in any revealed truth and a few were imbued with Communistic ideas. These endeavored to form a group and vigilance here could not be relaxed. These ideas are insurrectionary and they are so easily communicated when the right type of listener is located.

A spirit of peace, union and mutual respect reigned among the children. There was very little dispute, wrangling, or quarrelling. At times in conversation there was a startling frankness of criticism. A few instances may be cited:

1. Heard during a pause in the voice training: "You play the white keys and you play the black keys and they sing in the cracks."
2. Overheard during classes; "Susan, "I'm wise, but I keep my wise in." Jane, "You must. No one here ever saw it."
3. Overheard during recreation: "Catherine I look into your eyes for the longest time and I see — nothing."

No offence is taken at these criticisms but everything carries on quite companionably.

Placement at initial good wages was easy. There was little difficulty finding suitable positions for our wards. Great patience was needed in getting them adjusted happily but results were satisfactory in most cases. An obstacle of some consequence was encountered and still exists. Many ill-advised or ill-informed persons assure these young girls that they are free from control as soon as they pass the eighteenth birthday. That, of course, leads to breaking the terms of parole, and this is a communicable malady.

Every effort is made in our system of training to equip these young girls for the responsibility of life. They must occupy a very modest and unassuming niche but if they can cast a radiance from this niche it will brighten the way for some one else.

We hope before another year to commence our new building. It will be a tremendous advantage to have a modern school and spacious recreation grounds. We trust that no fresh obstacle will interfere with this programme. We are grateful to the Department for bearing so patiently with the inadequate space surrounding our School.

On April 1, 1936, there were 65 pupils in residence. There were 31 changes on the side of admissions in the twelve months following and there were 36 changes on the side of dismissals. On March 31, 1937, there were 60 pupils in residence.

Report of St. John's Industrial School

April 1st, 1936, to March 31st, 1937

The high standard of health that has been maintained in the school for over forty years has been a matter of great satisfaction to the actual staff members and of no little pride to the attending physician, Dr. P. J. Brown, whose death occurred on August 10th. From the earliest days of the institution until the time of his death, Dr. Brown gave generously of his time, and medical skill. His name is indelibly associated with that of the founders and chief benefactors of the school. The funeral service was attended by several members of the staff and a large delegation of boys.

During the past year there was an average daily registration of 97 boys in the school and 21 boys in boarding homes. There was no contagious disease to report and no serious illness apart from one case of rheumatic fever that required hospitalization and one case of acute appendicitis. A fractured nose and a fractured ankle, sustained during the recreational programme, were also given attention. The recovery in each case was highly satisfactory.

All new boys were given a physical examination shortly after admission and all were tested for tuberculosis but no active cases were discovered. Eleven boys had tonsils removed; two were circumcised; one was given surgical treatment for double hernia and one for correction of left eye. Five boys were supplied with glasses. From September to March Dr. W. R. Boyden was in weekly attendance at the school and was on call whenever his services were required.

Every boy was given the benefit of careful dental attention. Thirty-seven half-day clinics were held in the school and in addition a number of cases were treated in the Dentist's city office. The records show 121 extractions under novacaine anaesthetic; 211 restorations; 2 inlays; 1 partial denture; 63 x-rays and 13 cases involving dental surgery.

Religious and moral training have continued to hold a place of paramount importance in our daily programme. By means of prayer, Mass, formal instruction, private interviews, selected readings, annual spiritual retreat and frequent opportunities for the reception of the Sacraments, we have endeavoured to build up desirable moral habits, to give the boys a real understanding of their obligations to God and to society and to convince them that their religion is a life to be lived. On June 21st the entire school population of boys and staff marched in the demonstration of some 20,000 Catholic men and boys in honour of the Holy Name of Jesus. In this annual demonstration, St. John's has long been recognized as one of the outstanding units on parade.

The academic work of the school is based on the course of study outlined by the Department of Education and includes all grades from primer to first year high school. Many of the boys are two and three years retarded but with few exceptions applied themselves to their work with commendable earnestness. Six boys secured High School Entrance standing. The more backward boys were given special attention in the opportunity class.

Eighty-five per cent. of the boys devoted half of each school day to academic work and the remainder of the day to occupational training which embraced: baking, tailoring, printing, shoemaking, barbering, plant maintenance, garden and greenhouse work. Apart from the practical nature of the work and the quality of workmanship produced, no small contribution is made to the character-building phase of

our programme by the interests created; the habits of industry established; the responsibilities accepted and the satisfaction of personal accomplishment.

Considerable emphasis is placed on our recreational programme not only as a means of activity but as one of our most constructive training forces. Many boys received in the school have lacked normal recreational activities either because the facilities did not exist or because they lacked the incentive to participate. Our programme provides active participation for all according to age and ability. Each seasonal sport sees our boys participating in their own school leagues. Gymnastics, swimming, track and field events, hobbies, reading, singing and harmonica all find a place on our programme. Our boys have competed very creditably with other schools or club organizations in baseball, softball, hockey, rugby and lacrosse. Our playground has become a sort of community centre and our boys recognized as real contenders in all forms of athletics.

On February 8th, the interior of our recreation building was damaged by fire resulting from a defective chimney. Some of the boys and members of the staff fought the blaze until the arrival of the firemen. Following an inspection by the fire marshal's department the entire chimney was rebuilt and the interior of the building redecorated.

A full time placement officer keeps contact with the boys after placement from the school. Over 750 visits were made during the year. Additional follow-up work was provided by means of correspondence, supervision of Big Brothers and in some instances by having the boys report periodically to probation officers or priests of their own parish church.

We gratefully pay tribute to the splendid support, understanding and devotion of our staff and to the usual good spirit and friendly attitude maintained by the boys themselves.

BROTHER CYRIL, *Superintendent.*

Report of
St. Joseph's Industrial School
April 1st, 1936, to March 31st, 1937

During the twelve months under consideration, forty-six pupils were admitted; twenty-three were paroled; four transferred to other Institutions, leaving ninety-two inmates on March 31st, 1937; the average daily attendance was (78) seventy-eight.

HEALTH:

The health of the boys in general was good. Dr. J. R. Tittley ensured the medical help. One of our young pupils died at the hospital in Ottawa, during November; two other pupils required hospitalization in Ottawa. Seventeen boys were given the benefit of tonsilectomy; four were circumcised. Dr. H. H. Kirby ensured the dental needs of the boys. Every Tuesday he was in attendance at the School. There were (156) one hundred and fifty-six fillings; (74) seventy-four extractions and (5) five cleanings during the year.

ACADEMIC TRAINING:

The academic year was satisfactory and the pupils, with a few exceptions, enjoyed the course. Our small pupils, too young to follow a vocational training, attended their regular schooling all day.

VOCATIONAL TRAINING:

The vocational subjects were: carpentry, basketry, smithy, tailoring, shoemaking, haircutting, farming, baking, kitchen and laundry work.

The tailoring department occupied from thirty to thirty-six pupils. They have ensured the mending of the clothes and manufactured 182 suits of clothes, 246 pair of trousers, 174 shirts, 235 sheets, 87 pillow slips, 75 coverlets, 30 curtains.

Our shoeshop provided labour shoes for the whole community. An average of twelve boys found work the whole year round.

The farm yielded 53 tons of hay; 1,200 bushels of cereals; 800 bags potatoes; 500 bushels vegetables; 80 tons of corn. The work of our boys was also much appreciated on the neighbouring farms, especially for the crop of the hop at Fournierville.

At the Alfred Regional Exhibition last Fall, our School obtained 33 prizes i.e.:—

Farming and gardening: 15 first prizes, 7 second prizes, 2 third prizes.

Flowers: 1 first prize, 1 second prize.

Shoemaking: 2 first prizes..

Tailoring: 3 first prizes.

Carpentry: 1 first prize.

Smithy: 1 second prize.

PHYSICAL TRAINING:

Gymnastics—Gymnastics is ranked among the main organizations of the School. More than half of the boys willingly devote hours of their recreation to physical training. Many pupils feel the good effects of it. Two brothers are here, one is a gymnast the other is not. The younger is a driller and after more than a year of training he is much stronger and taller than his brother. Another one had a "chicken-chest" and after a few months of practice the chest is becoming normal. The program is quite extensive. It includes exercises on the floor; the march and double march; on the vaulting horse; on the parallel bars. Tumbling, however, is the main part of the program. A few dances and the building of pyramids follow. The acrobats, as they are often called, are well known in the surrounding cities now. Hull, L'Original, Vankleek Hill, Alfred, Moose Creek, St. Isidore, in turn invited the gymnasts to perform during their social meetings.

Sports—For the last year St. Joseph has kept the sport activities at high degree. 1936 has seen the best baseball team the college ever had since the opening of the School. Our players met amateur teams like Alfred, Lefavre, Hawkesbury, Casselman, Wrightville.

Twelve teams were engaged in three leagues of hard and soft ball.

Our hockey season was active in the utmost. Two leagues were put up and eleven teams were working hard to reach the championship. A winter sport-day ends the activities of the cold season.

Our swimming pool was very popular during the months of warm season.

Contests have been organized in tennis, golf, horseshoe, pool, checkers, cards and other tables games.

MORAL TRAINING:

In moral and religious training every effort was made to instruct the pupils in their obligations to God and to society.

Daily Mass was held in our chapel, while instructions were given in our classrooms and assemblies.

The spiritual direction of our two devoted priests have a telling effect on the general behaviour of the boys.

BROTHER JEROME. *Superintendent.*

Report of Industrial Schools Advisory Board

We have the honour to present the sixth annual report of the Industrial Schools Advisory Board, covering the period from April 1st, 1936, to March 31st, 1937.

The policy adopted by the Department of Welfare of merging the Industrial Schools with the Training Schools has resulted in increased demands upon the efforts of the Advisory Board.

In both cases the accommodation furnished by the Training Schools was not sufficient to house those transferred to them. This resulted in a wider use of foster homes and work placement. Both of these modes of dealing with the boys and girls of the schools involved a closer study of foster homes, and a closer study of the children as to their readiness for foster home placement. As a result we have associated with the work of the schools a growing use of foster homes.

Increased accommodation required is under construction at Bowmanville, including a Reception Hospital in the one section of which new commitments or admissions will be placed and where they will remain until the staff and the medical attendants have had an opportunity to make a thorough study of the boy. The hospital section will give increased accommodation for medical care.

At Galt a double cottage is under construction, capable of housing fifty or more girls and adding materially to the possible effectiveness of the school.

During the year we have held 46 meetings and reviewed 3,377 cases. As usual, the record of every boy and girl in the Industrial Schools is reviewed at quarterly intervals, and more frequently when special attention is required. The health, conduct and general progress of the pupils have in this way come under regular review.

Arrangements were made for a conference of the Superintendents of the various schools, in order that the courses of study used in the schools could be given consideration. It was provided that the Superintendents should have their courses of study put into form and that these should be sent to the members of the Board and after some study the Superintendents should be called together to discuss the work of the schools as revealed in the courses of study.

The policy of the Board is to reduce as far as possible the period of school residence, to place younger children in foster homes, and to procure employment for the older pupils as soon as their general improvement appears to warrant such action. It is satisfactory to note that only twelve per cent. of the total population of the institutions failed to make good in their first placement, and were returned for a

further period of training. The policy of boarding home placement after a short period of correction has tended to shorten the stay of the children in the schools, and the problem of rehabilitation has been lightened.

Each school now has a full time Placement Officer, which facilitates greatly the placing of children in boarding and other homes, and has also been the means of providing supervision after such placement.

We must report, however, that eight per cent. of the present population are children under the age of twelve, and our efforts to return them to some form of normal family life as soon as it is feasible must be continued.

The Industrial and Training Schools of the Province are not penal institutions and should be looked upon as educational in their function, and this principle is observed in deciding the course of training, treatment, and length of stay of each pupil in the schools.

Pupils who are received into the schools receive thorough physical and mental examinations. The physical examination includes tuberculin tests, schick test for diphtheria, and if positive, immunization, Dick test for scarlet fever and vaccination against small pox. Any pupil who is tuberculin positive is subjected to an X-ray examination of the chest. These pupils who are underweight receive special attention to their diet. The mental examination may show personality traits which point to definite needs in the training course, or it may show variations in intelligence which call for special methods also. The fact that some seventeen per cent. of the population of the schools are mental defectives, constitutes a serious problem for your Board, who wish to express gratification to the Department of Health for co-operation in receiving, when accommodation was available, certain of such pupils into Ontario Hospital Training Schools. It may be possible that the defective delinquent does not fit into the Industrial and Training School programme, or to the Ontario Hospital Training School programme, but that a separate plan combining features of both of these programmes may be better.

The Board wishes to stress the need for the co-ordination of technical training and planned vocational guidance with academic training. Such a plan should, it is felt, take account of the age, the mentality and the needs of the individual child.

The properties at Bowmanville and Galt and Alfred are admirably suited to various forms of instruction in agricultural and horticultural work, and for instruction in animal husbandry, poultry raising, household science, etc. While the opportunity for such training is now recognized, and to some extent given, the possibility of development on a wider scale than at present should be carefully studied.

During the year the Board has established the fact that no court record of children's convictions and commitments is available in cases of subsequent convictions in adult courts. Since last report your Board found a number of cases of juvenile commitments for definite short periods, as if to a penal institution. It is manifestly unwise to assume that correction by training can be within any prescribed short period, as it is impossible to establish correct habits in any given period. Court authorities should be informed and instructed that committals to the Schools without specific terms being designated is the correct procedure.

Your Board has in its previous reports recommended that serious consideration be given to the possibilities of extending the Juvenile Court System. It is felt that Juvenile Courts should be established in any suitable locality, with adequate voluntary agencies co-operating. We feel that many children of tender age who find their way into custodial care, do so where there are no social agencies in their community to adjust their problems locally under expert guidance. We are confident that social agencies can save many of these youthful offenders, without recourse to

custodial care and at the same time relieve the taxpayer of the cost of care in public institutions.

We would draw special attention to the disadvantage of permitting too many repeated probations of those appearing in courts time after time. Even in some of our largest centres, where Juvenile Courts are most completely equipped, and where generally effective and useful private social agencies are actively in support of the public authorities, there are too many cases of boys and girls being finally committed at fourteen, fifteen and sixteen years of age, whose delinquency record would have justified them being sent to our Training Schools two or three years earlier than their eventual commitment. It can be confidently stated that the academic and vocational training and health development is more effective between the ages of twelve to fourteen than between the ages of fourteen to sixteen. Those in the higher age group whose confirmed delinquency is of some years' standing can only be effectively handled by being committed to our Schools at earlier ages, and their rehabilitation would be at a much less cost of school time and public outlay than at present. Confirmed delinquents whose commitment is unwisely delayed until say fifteen years and over, are potential prospects for senior penal care and their influence upon the juniors in the schools is most dangerous and destructive. In such cases the training of the school along constructive lines is more or less in danger of being offset by contact with those considerably older whose experience in delinquency is more varied and advanced. Whatever provisions may be thought advisable for delinquents over sixteen years of age, your Board is strongly of the opinion that the Industrial and Training Schools for Boys and Girls are not the proper places for such older delinquents.

Your Board has continuously adhered to the policy of removing older delinquents from these juvenile institutions. Of the present population over the age of eighteen, all are pupils whose problems are difficult of solution because of social and mental disease and other defects, which make it inadvisable to replace them in society. Our Schools are not equipped to deal adequately with many of these problems. These older boys and girls exercise a disturbing influence upon the younger inmates, and in almost every escape and conduct problem the initiative can be traced to one of this older defective group.

Your Board is still studying the subject of escapes. While it is true that the number of escapes is not above that of similar institutions in the United States, yet it is too high to be regarded as negligible. Escaping has a bad effect upon both the pupils who escape and on those who stay behind, and creates a suspicion of slackness of discipline in the minds of the public.

The difficulties inherent in the problem are obvious. Most of the pupils in the schools are there because they have not learned to obey either the rules of the home or the laws of the community. Almost all of them began their life of delinquency along the lines of truancy and vagrancy. They are committed or admitted to the Training Schools directly from a life where authority is flouted. They find no physical barriers — high walls, barbed wire fences or barred windows — to prevent their escape; and when discipline becomes irksome, they run away from it, as they have done all their lives. Some children run away because they are homesick — even for very poor homes; some are tempted away by older pupils in search of adventure; some just yield to "Wanderlust" and wander away to enjoy freedom at any cost, and often for only a short period.

The effort to hold the pupils in the schools by making these institutions too attractive to leave, brings down the criticism that these delinquents are being "Petted" and rewarded for being unruly. Severe punishment as a deterrent, on the other hand, attracts even more general censure as being yet another injustice inflicted on those who are already "Underprivileged." The problem is not easily solved, but your Board believes the frequent escapes from custodial institutions present a real chal-

lenge to the Superintendents of the Schools as well as to the Advisory Board; and has held conferences with the Superintendents with a view to discovering a solution to the problem by the study of the pupils themselves and also of the conditions of life in these school communities. The Board hopes that through the provision of increased accommodation in the school buildings, it will be possible to offer a more varied and practical vocational training for both girls and boys, which will add to the interest of life and prevent the vague daydreaming which often leads to wandering habits.

The problem involved in bi-lingualism occurs at the St. Joseph's Industrial School, situated as it is at Alfred in the Ottawa Valley and serving a considerable portion of Northern Ontario. Registered there are boys who speak only French and boys who speak only English. To meet the situation it was necessary that the staff should be capable of teaching both languages and that sufficient time should be given for instruction in both languages. On a visit to the School the Deputy Minister of Welfare found that every care was being given to provide a proper solution for this problem. Several of the teachers had an excellent command of English and at least one had taught English in a wholly French institution. It was also found that considerable pains had been taken to re-organize the vocational training of the boys. An apprenticeship system had been introduced and several apprentices were attached to the instructor in each vocational department. It was found that the boys were attaining a quite satisfactory degree of proficiency in the work, and initiative in attacking new projects. The report further showed a great willingness on the part of the Superintendent to co-operate and bring the school up to the highest possible standing.

Some difficulty has been experienced in regard to the training of Indian boys and girls, who cannot always be habilitated through the same channels as other juvenile delinquents. Your Board earnestly recommends that suitable arrangements be made between the Provincial and the Dominion Governments to permit all Indian delinquents to be transferred from the Provincial authority to Dominion authority. These Indian juveniles should receive training in Indian Schools where the staffs are accustomed to deal with Indian problems.

INDUSTRIAL SCHOOLS ADVISORY BOARD.

C. L. BURTON, *Chairman.*
ADELAIDE M. PLUMPTRE.
W. T. KERNAHAN.
GEORGE W. HAMBLY.
W. R. COCKBURN.
E. P. LEWIS, M.B.

APPENDIX J

Report of
The Ontario Training School for Boys, Bowmanville
April 1st, 1936 — March 31st, 1937

ANALYSIS OF RESIDENCE

In Residence April 1, 1936.....	172	
Absent without leave, April 1, 1936.....	15	
No. admitted during year.....	136	
Re-admissions.....	31	
Discharges.....		144
Placed on Working Agreements.....		17
Absent without leave, March 31, 1937.....		5
In Residence, March 31, 1937.....		188
	354	354

ACADEMIC DEPARTMENT

Course Taught:

The course laid down by the Department of Education must of necessity be followed as those boys in the Entrance Class write the Departmental Examinations and boys from other grades must take their places in the grades of other schools when they are paroled.

The smaller auxiliary boys and all boys under twelve years of age attend school the full day. All others with the exception of Full Time Workers and those in the Special Group have half-day schooling and half-day vocational work.

This plan eliminates much time being spent on subjects considered of lesser importance but all teachers strive to cover as much of the course as possible. Besides the regular curriculum much time is spent on manners and deportment. We must attempt to interest the boys (a great many of whom have been truants) in Academic work by much concrete material and drawing on life activities. All modern methods possible are employed in the classes: e.g. sand tables, pictures, project maps, etc. Pupils are encouraged to contribute to the concrete material used. Contests to stir up interest are conducted in the majority of classrooms.

Individual Classes.

(a) Full Time Academic—is the only class in the School operating under normal school conditions. The members of this class are all 12 or under and of normal intelligence. This class at present includes boys in the First, Second and Third grades.

(b) The Auxiliary Class—has had another successful year. The teacher of this class at a special course last Summer obtained a certificate for the teaching of this work. Many attractive and useful articles have been produced by the boys of this grade. Two looms were added to the equipment during the year. The majority of these mentally low boys have been successful in mastering some reading, arithmetic

and language work and have progressed sufficiently to be placed on part time vocational work.

(c) High School—The course in some subjects is followed according to regulations. It is doubtful if any of the eight pupils in this class will continue academic work on leaving the school. Hence, much time is spent on current events, world affairs, vocational guidance, etc.

(d) Entrance Class—Enrolment in this group is now 36 but with the probability of demotions and paroles the number of candidates for Entrance will be in the neighborhood of 26 or 28.

During the year the Library was augmented by thirty books.

Two members of this staff resigned during the year.

PHYSICAL DEPARTMENT REPORT

All boys with the exception of those on special duty, attended regular periods of instruction in the gymnasium and swimming pool. The minimum for any boy was four hours per week; the maximum nine hours, and the average six and one-half hours.

Championships. Special Events. Organizations:

Annual Track and Field Championships were held in the month of October, 1936. There were 37 events — 84 boys competed.

Burketon to Bowmanville 12 mile relay race, won for the second consecutive year by our team. 68 boys tried out — 25 trained regularly — 15 qualified for the team.

Annual Swimming and Diving Championships were held in March, 1937. 21 events — 54 boys competed.

Annual Gymnastic Championships were held in the Spring. Every boy in the School was examined on the four pieces of apparatus (excepting very small boys in South Lodge and special duty group). 136 boys competed — 28 competed in the semi-finals — 16 in the finals.

Two teams were again entered in the Town Basketball League. 49 boys tried out — 28 were given special training — 20 qualified and played. 14 games were played by the two teams.

Leaders' Corps suffered more than in any other year due to the rapid moving out of boys possessing qualities of leadership and because of the low mental calibre of a goodly percentage of those who were admitted. 41 members were enrolled during the year.

Remedial group for boys with minor physical defects attended weekly until a change in the programme forced the abandonment of this activity in December.

Non-Swimmers attended a special weekly class of instruction as well as regular periods of instruction with their gym groups. 78 boys were taught to swim.

The Annual Demonstration of Physical Training was the outstanding event of the year. The programme consisting of 11 numbers covered every phase of training carried out during the year. 145 boys took part.

Organized League Sports:

Softball—14 teams, 138 boys, 91 games. Two leagues at Summer Camp, 24 teams, 155 boys.

Football—Early Fall league, 12 teams, 154 boys, 48 games. Late Fall league, 12 teams, 146 boys, 15 games.

Basketball—Fall league, 26 teams, 143 boys, 32 games. Winter league, 25 teams, 168 boys, 36 games. Spring league, 26 teams, 172 boys, 36 games.

Hockey—25 teams, 137 boys, 13 games.
 Boxing—2 tournaments at Camp, 66 boys taking part.
 Wrestling—2 tournaments at Camp, 73 boys competed.
 Tennis—2 tournaments at Camp, 74 boys competed.
 Field Day at Camp—36 events.
 Horse Shoe Pitching—2 tournaments at Camp, 86 boys competed.

METAL WORKING DEPARTMENT

Apprentices:

April	26	December	34
May	14	January, 1937	27
June	14	February	28
September	29	March	29
October	27		—
November	32	Total for 10 months	260
		Average roll	26

Average hours of Shop Work per boy per month — 69

As the Metal Working Department combines both Sheet Metal Work and Machine Shop it covers a large variety of projects and operations, a summary of which follows:

The Sheet Metal unit has proven a great help to the School, both from the standpoint of interest and useful occupational training for the boys, and from an economic angle. The projects are so designed that the boys receive the maximum of training and experience, and at the same time the objects completed are as far as possible articles that can be used throughout the School. This type of work has a great deal of effect on the social attitude of the boy, inasmuch as he is able to accomplish something, giving him pleasure and satisfaction of having completed a useful article closely resembling a commercial product. The Sheet Metal unit keeps the School supplied with waste paper baskets, dust-pans, pails, snow shovels and garbage cans. In addition to these articles, cookie cutters, bread boxes, trays, decorative flower pots, eave troughing, stools, radiator covers or humidifiers have been made.

The Machine Shop unit, while more difficult to master, has produced a very fine selection of projects. This type of training offers a great incentive for boys mechanically inclined to the finer type of finished article. The work of this unit demands a greater degree of accuracy and finish than sheet metal work. Since all projects are made from blueprints, this encourages the boy to think for himself, and doing this, gives him a sense of self assurance and security necessary to his satisfactory adjustment.

Evening classes in hobby work were carried on two nights per week from October until Christmas. The Shoe Shop and Woodworking apprentices are given two periods per week on sheet metal work.

April 27th, 1936, the metal working group went to the Camp to put it in shape for the Summer season. One new cabin was erected; the food and ice storage plant was completely remodelled and rebuilt. The water supply was rearranged and a motor driven pump installed on No. 2 drive well. The waste disposal system from the Dining Hall was re-arranged and 200 feet of additional tile added. All camp buildings received two coats of paint and trim. Eave trough that had previously been made at the School Shop was hung on the Dining Hall, and the grass kept mowed ready for camp opening.

The servicing of school cars and trucks is done by the metal working group. The old Chevrolet truck, which is a 1929* model, was completely overhauled by the boys and the cab rebuilt.

The following is a summary of practical work done by the Metal Working Department:

450 feet of 10 in. galvanized eave trough made and hung on Camp Dining Hall and Darch Poultry Houses.

Making a single V belt pulley for pump motor.

Painting interior of new piggery.

Building three chariots for physical display.

Hauling gravel from lake and repairing drives around School Buildings. also spreading three tons of calcium chloride on drives.

Moving shrubs, making up flower beds, building up lawn, putting in concrete curb and supplying U bolts and clamping plates for Power House.

Made 42 heavy dust-pans — put into stores.

Six candy trays for kitchen.

Built a steel grill for road drain cover.

Made new pump rod clamp and repairs to rod for power house.

Boring out conduit boxes, cutting pipe, altering brackets, special bolts, twelve brackets, truss rods, bridge plates and special bolts for Darch bridge for Public Works' Department.

Built up a snow plow and assembled same on old Chev. truck. Built a dollie for handling heavy timbers on bridge.

Supplied 38 heavy galvanized scrub pails to stores, also three garbage cans.

Prepared 47 tins for kitchen for Christmas puddings.

Made 8 snow scrapers for Rink.

Built three steel serving trucks for dining hall complete with four trays each.

Made up four humidifier radiator covers for residence of Superintendent.

Made up sheet metal cover for stoker pit on new boiler. Rebrushing motor pulley for Power House.

Repairing hockey nets for rink.

Repairing and repainting six iron beds.

Four dozen snow shovels put in stores.

Supplied one dozen decorative metal flower pots for North Lodge.

Repairs to hydraulic hoist on Ford truck.

Making up metal framed fly screens for new Hospital Building.

AGRICULTURAL DIVISION

General Farm Conditions:

The past season was exceptionally dry. This materially reduced the yield of all crops except hay. The hay crop was good and harvested under ideal conditions. One hundred and fifty tons were stored in the barns and standing hay was sold in the field to the value of one hundred and twenty dollars.

The grain crop suffered from the dry season. The kernels were lighter in weight and not as plump as usual. Even under these conditions a crop of 2,500 bushels of grain was harvested.

During the year the old Guernsey herd was disposed of and ten good pure bred Holstein cows were secured for foundation stock. It is the intention to raise the heifer calves from these and build up a creditable herd of Holsteins at the School. Our stable accommodation is limited, and with Holsteins a greater volume of milk can be produced from a smaller number of cows. A bull is being loaned by the Ontario Agricultural College. This bull is from one of the best cows in the College herd and has exceptionally good backing of high production ancestors on both sides. He should prove of real value to the School.

The boys are doing an increasing amount of work on the farm and are getting a good general training so that they can go out and be useful help to any farmer. In addition to the practical work, they are given classroom instruction during the Fall.

Winter and Spring months. This serves to give them a fair grounding in theory and makes their practical work more interesting.

Farm Apprentices:

Eighty-one boys were apprenticed to the Farm Department during the year. All of these were called upon to help out with the general farm work. In this way they were taught to do the various kinds of work found on the average farm. They learned how to harness, hitch up horses and drive, and the handling of horses on all the common farm implements.

The milking was done by the boys, as well as cleaning the stables, grooming the cows, and the preparation of the feed. They looked after the poultry and swine and thus received a good general training in the care of all branches of livestock.

The gardening, seeding, haying and harvesting operations were all carried on with boy help, and they are deserving of credit for the amount of work done. It must be remembered that for the most part they are city boys who have had no previous farm experience and to be called upon to do the heavy manual labor on a farm is quite different from anything they ever had to do before.

Farm Apprentice Class Room Work:

The necessary manual labor of farm life may appear as drudgery to an uninitiated city boy. He does not understand why certain work is necessary and why it has to be done in a certain way. To give him a better understanding of the why of things on the farm, definite instruction is given in the theory of the various farm practices. Classroom talks are given and demonstration material used to illustrate the following subjects: Botany, Field Crops, Livestock, Poultry, Insects and Fungus Diseases, Bacteria, Friends and Foes, Fertilizers and Manures, Milk and Cream Testing, Gardening and Soils.

Farm Placements:

A total of twenty-six boys were placed on outside farms during the year and in general the reports of the progress of these boys have been quite satisfactory. While these boys may not all remain on the farm, even if a year or two is so spent, it will have the effect of adding stability to their habits of life. It will also serve to tide them over a restless period of life. The year or two added to their age will make it more likely that they will settle down even should they return to the city.

It is gratifying to note the large number of boys since the School started who have remained permanently on the farm and are making good.

Entrance Class Agriculture:

One forty minute period a week was given to teaching Agriculture to the Entrance Class of thirty-five pupils. The subjects covered were those outlined by the Department of Education in order to receive credit on the Entrance Certificate.

Agricultural Projects for Farm Boys:

Poultry—Hatching and rearing of chicks, egg and feed records.

Dairy—Daily weighing of milk and yearly computation of individual cow records. Testing butter fat of individual cows in herd.

Garden—Testing varieties of strawberries. Testing varieties of potatoes. Fertilizer and Spraying experiments on Potatoes.

Seed Cleaning Plant:

Fifty farmers used the facilities of the Power Seed Cleaning Plant at the School to clean up their seed grain, grass and clover seed. A revenue of \$106.90 was obtained from this source. The value of this plant is not so much the revenue produced as the contacts it makes with the farmers of the community. They come and see our boys at work and this often leads to placement of boys on their farms. It also provides employment for part of a man's time and a number of boys during the slack winter months.

The Horticultural Department has care of the grounds and greenhouse. The grounds are quite extensive and entail considerable work during the Summer months. About ten acres has to be cut with the lawn mowers and in addition the shrubbery and flower beds have to be kept clean.

During the year the ravine north of the School Building was levelled, seeded and trees planted. This has added a great deal to the appearance of the grounds.

A truck load of shrubbery was secured from the Alexandra School and replanted around the grounds where needed. The trees and shrubbery which were planted a number of years ago have now attained considerable growth and the landscape is beginning to take on an appearance of permanence.

Landscape Work:

A perennial border was planted out at the Entrance of the grounds and should make a good showing during the coming season. This border has a natural setting, banked by evergreens and will make one of the beauty spots of the School.

Two ravines were ploughed and levelled. One has been completed with seed sown, trees and shrubbery planted.

A parking station for staff cars was made in front of the School Building. This moved the cars from the driveways and gave more room in getting around.

Greenhouse Work:

A seasonal display of flowers was kept growing in the greenhouse throughout the year: such as chrysanthemums, snapdragon, calendula, kalanche, schizanthus, pelargonium, and a large number of such well known potted plants as geranium, coloes, begonia, patience plant, fuscia, ivy, ferns, cactus, etc. These not only kept us a display, but also provided regular routine work of a practical nature for the boys.

The greenhouse was also used to full capacity for growing early vegetable plants for the garden and bedding annuals for the flower beds.

Plants Started in the Greenhouse:

FLOWERS

<i>Variety</i>	<i>Number</i>	<i>Variety</i>	<i>Number</i>
Aster	1,000	Salpiglosis	300
Alyssum	800	Zinnias	300
Snapdragon	1,000	Poppy	400
Calendula	1,000	Verbena	500
Candytuft	500	Balsam	400
Cosmos	300	Sweet Peas	200
Dianthus	500	Morning Glory	100
Larkspur	200	Celosia	200
Marigold, French	500	Cornflower	500
Marigold, African	500	Portulacia	300
Nasturtium	200	Nicotina	500
Petunias	1,500	Agesatium	500
Phlox	500	Delphinium	300
Stocks	500		
			13,500

VEGETABLES

<i>Variety</i>	<i>Plants</i>	<i>Variety</i>	<i>Plants</i>
Tomato	800	Sweet Pepper	100
Cabbage	1,000	Hot Pepper	50
Cauliflower	500	Head Lettuce	500
Egg Plant	100		
			3,050

POTTED PLANTS FOR BEDDING AND WINDOW BOXES

<i>Variety</i>	<i>Plants</i>	<i>Variety</i>	<i>Plants</i>
Geranium	1,000	Ivy	200
Coleos	800	Patience Plant	200
Begonia	300	Fuscia	50
Dusty Miller	500	Tuberous Begonia	50
Cannas	200		
			3,300

Window boxes to the number of thirty-five were planted and cared for, also fifteen hanging baskets.

Horticulture Apprentices:

Fifty-one individual boys were apprenticed to the Horticultural Department during the year. Each boy had a section of a bench allotted to him in the Greenhouse. He had to do his own taking of cuttings, propagating in sand, potting, and had the general care of the plants in his own section. This made a definite project for each boy in order to have enough plants coming along to keep his section filled. They also helped with the general care of the greenhouse during the winter months.

The Spring and Summer work consisted of starting the seeds and the transplanting in flats of seedlings; the setting of these in beds and general care of flower beds, shrubbery and lawns during the Summer: the digging of the flower beds and planting of bulbs in the Fall.

Classroom:

Regular periods of classroom instruction were held during the Fall and Winter months. The following subjects were taken up: Botany, Insects and Fungus Diseases, Plant Propagation, Soils, Manures, Fertilizers, Hot Beds, Landscape Gardening, Growing of small fruits and vegetables.

PRODUCTION REPORT, 1936

FEED AND FODDER

Oats and Barley, Mixed	1,600 bus. @	\$.45	\$ 720.00
Oats	450 bus. @	.40	180.00
Wheat, Fall	300 bus. @	1.00	300.00
Wheat, Spring	75 bus. @	1.00	75.00
Barley	75 bus. @	.75	56.25
Hay	150 tons @	10.00	1,500.00
Straw	100 tons @	6.00	600.00
Mangels	15 tons @	4.00	60.00
Turnips	6 tons @	4.00	25.00
Ensilage	75 tons @	5.00	375.00

\$ 3,890.25

GARDEN AND ORCHARD

Potatoes	600 bags @	\$ 1.00	\$ 600.00
Cabbage	4,000 lbs. @	.01	40.00
Cauliflower	200 lbs. @	.02	4.00
Beets	1,000 lbs. @	.01	10.00
Carrots	3,000 lbs. @	.01	30.00
Parsnips	1,000 lbs. @	.01	10.00
Tomatoes	2,000 lbs. @	.01	20.00
Lettuce	300 lbs. @	.05	15.00
Beans	100 lbs. @	.02	2.00
Corn, Sweet	2,000 lbs. @	.02	40.00
Chard	200 lbs. @	.03	6.00
Rhubarb	1,000 lbs. @	.01	10.00
Radish	400 lbs. @	.02	8.00
Onions, Green	300 lbs. @	.02	6.00
Onions	1,000 lbs. @	.02	20.00
Strawberries	100 lbs. @	.10	10.00
Cucumber	1,200 lbs. @	.01	12.00
Squash	500 lbs. @	.01	5.00
Citron	200 lbs. @	.02	4.00
Apples	85 bbls. @	3.00	255.00

\$ 1,107.00

LIVESTOCK AND POULTRY

Dairy, Milk and Cream.....	\$ 3,331.08
Cows, 3 old, sold for.....	74.60
Calves, 12 sold for.....	71.35
Poultry, 2827 1/2 doz. eggs.....	661.59
Dressed Poultry.....	306.14
Swine, 37 pigs sold for.....	668.55
Sheep, 12 sheep and lambs sold for.....	92.80
Wool.....	29.81
	<hr/>
	\$ 5,235.92

SEED CLEANING PLANT

Customs Cleaning for Farmers.....	\$ 106.90
Sale of Seed Wheat.....	10.00

RECAPITULATION

Feed and Fodder.....	\$ 3,890.25
Garden and Orchard.....	1,107.00
Livestock and Poultry.....	5,235.92
Seed Cleaning Plant and Seed.....	116.90
Sale of Hay.....	126.00
	<hr/>
	\$10,476.07

PRODUCTS SOLD FROM FARM FOR CASH

Cows and Calves.....	\$ 145.95
Poultry, Old Hens.....	34.00
Swine.....	668.55
Sheep, Lambs and Wool.....	122.61
Seed Cleaning and Seed Wheat.....	116.90
Hay sold.....	126.00
Cream, Sold to Glen Rae Dairy.....	40.87
	<hr/>
	\$ 1,254.78

WOODWORKING REPORT

Apprentices:

April, 1936	33	December	23
May	29	January, 1937	20
June	25	February	24
September	28	March	30
October	26		<hr/>
November	26		264

Average monthly roll—26.

Average hours per boy per month—60.

Class Projects:

Bench work—Teapot stands, taborets, door stops, book ends, end tables.

Machine work—Candlesticks, table lamps, smokers' stands, plant stands, fruit bowls and fern stands, tables.

Maintenance Work:

Made 150 greenhouse flats, 2 ladders, 2 step ladders, 14 Indian clubs, 6 dumbbells. Painting and grass cutting at the Camp. Made and fitted expanded metal screens for Jury Lodge. Repaired tables, lockers and benches. Made benches, work benches and folding tables for Work Shop. Made tool handles and mallets. Made 20 tool boxes for shoe shop. During the holiday period the edges of the drive ways were trimmed and the halls, stairway and assembly room of the School Building were painted.

SHOE DEPARTMENT

During the year additions to the equipment have made it possible to accommodate larger classes and provide a more extensive programme of instruction and production.

Classes are arranged in three sections: (1) a rotary group for experience in different operations (2) a class for retarded boys (3) the advanced group.

During the year this Department made 590 pairs of boots and repaired 716 pairs. In addition to this, we assisted in the maintenance work by repairing harness for the Agricultural Department, belting for the Power House and repairs to the gymnasium equipment.

Hobby Classes in leather craft were conducted for a period of three months in the evenings. Forty-five pupils were enrolled and many articles made, consisting of purses, wallets, cushions, hockey crests, etc. Picture framing was quite popular with this group and seventy-five pictures were completed during this period.

Two apprentices studied Orthopedic work and completed three projects for one of our students with deformed feet.

The general spirit and co-operation of the pupils throughout the year has been good.

A. R. VIRGIN, *Superintendent.*

MEDICAL REPORT

No. of boys seen at Clinic.....	938
No. of boys visited in cottages or in hospital.....	947
No. of boys given complete physical examination.....	207
No. of boys given re-check examination.....	404
Operations:	
Tonsillectomies.....	21
Circumcisions.....	3
Reduction of Fractures.....	3
Miscellaneous.....	5
	— 32
Sera, Toxoids, Tests, etc.:	
Staphylococcus Tox.....	207
Tetanus Antitoxin.....	4
Schick Tests.....	45
Diphtheria Toxoid.....	22
Tuberculin Tests.....	137
	— 415

(*This last does not include tuberculin tests done by Department of Tuberculosis Prevention*).

W. H. BIRKS, M.D.,
School Physician.

DENTAL REPORT

No. of Amalgam Fillings.....	244
No. of Synthetic Porcelain Fillings.....	57
No. of Porcelain Crowns.....	3
No. of Root Treatments.....	12
No. of Root Fillings.....	12
No. of Prophylactic Treatments.....	44
No. of Gum Treatments.....	45
No. of Extractions.....	142
	— 564

There was also a complete oral survey made at the School on September 5, 1936.

R. E. DINNIWELL, D.D.S.

Report of
The Ontario Training School for Girls, Galt, Ontario
April 1st, 1936, to March 31st, 1937

ATTENDANCE REPORT

Number of girls in residence, April 1, 1936.....	52
Admitted during the year.....	28
Re-admitted during the year.....	38
Discharged during the year.....	42
Absent without leave.....	24
Transferred to other Institutions.....	6
In residence, March 31, 1937.....	46
	118
	118
Average Daily Attendance.....	49.94

The work of the school during 1936-1937 was colored by the change in program made necessary by the number of older girls who, for one reason or another, showed school retardation. For the first time in the School's history, more children were in attendance in the Elementary School than in the High School course.

A practical course in Household Arts, Laundry, Sewing, etc., was instituted to meet the needs of these older girls who were designated as "Specials." The course provided practical training for these girls to fit them for Domestic employment.

EXTRA-CURRICULAR.

The extra-curricular program included such activities as sculpturing, handicraft, dramatics and music. Attendance at these classes was optional, but the fact that two-thirds of the girls availed themselves of the opportunity to join in these activities bespeaks the interest which each aroused.

CAMP.

For the fourth year the girls had the opportunity of ten days at camp. Activities included swimming, boating, hiking and camp procedures. The School Staff was ably assisted during this period by volunteer students from the University of Toronto and Macdonald Institute, Guelph.

MEDICAL.

Each girl on entering the School was given a complete physical examination. Any findings requiring treatment were reported and the recommendations for treatment were carried out.

The School had its first and only case of Scarlet Fever, contracted during the girl's visit home at Christmas. An early diagnosis of the condition and the preventive measures taken with the other girls proved successful in checking further contagion.

Following is an analysis of the surgical and medical treatment given:

SURGICAL

1. Appendectomies	8	5. Tonsils, adenoids removed	1
2. Abscesses opened	2	6. Ribs broken	1
3. Infections	6	7. Ingrown toe nails	1
4. Lacerations	1	8. Ovaryectomy	1

MEDICAL

1. Tonsillitis	2	20. Dizziness	1
2. Impetigo	2	21. Chorea	1
3. Appendicitis	8	22. Synovitis	1
4. Influenza	19	23. Burns	1
5. Rheumatism	3	24. Cystitis	1
6. Colds	7	25. Menorrhagia	1
7. Sprains	4	26. Heart Trouble	4
8. Gastritis	5	27. Hay Fever	1
9. Eyes Tested	1	28. Haemorrhage	1
10. Abdominal Soreness	6	29. Hospital examination	1
11. Menstrual Trouble	5	30. Nervous trouble	3
12. Strapped Shoulders	2	31. Goitre trouble	3
13. Injuries	6	32. Tonic	1
14. Drooping distal phalanx	2	33. Anaemia	1
15. Bites on legs	1	34. Mental Deficiency	4
16. Pyelitis	2	35. Urinalysis	3
17. Pain in neck	1	36. Eczema	2
18. Pain in back	2	37. Scarlet Fever	1
19. Indigestion	6	38. Acne	1

S. E. CHARLTON, M.D.,
School Physician.

DENTIST

A Dentist was in attendance one-half day each week. Each girl on entrance to the School was given an oral examination and the necessary treatment given.

PLACEMENT OFFICER'S REPORT

Number of visits to girls.....	1,734
Attendance at Clinics and Social Agencies.....	178
Homes and positions investigated.....	377
Girls discharged—	
Placed in foster homes.....	11
Placed in other Institutions.....	1
Placed in positions.....	12
Returned home.....	2
Mileage covered during the year.....	26,403
Girls receiving supervision at the beginning of the year....	131
Discharged during the year.....	35
Discharged during the year from Alexandra Industrial School — replacements.....	99
Total receiving supervision outside the School.....	166
Girls employed in Laundries.....	2
Girls re-admitted.....	18
Girls employed in Shops.....	2
Girls employed in Domestic Work.....	61
Girls employed in Factories.....	2
Girls employed in Hospitals.....	1
Girls employed in Restaurants.....	3
Girls deported to the United States of America.....	1
Girls released from Guardianship.....	44
Girls receiving active supervision at the end of the year...	122
Girls in Foster Homes.....	29
Girls in Own Homes.....	21

Girls in School.....	19
Girls Released.....	44
Married.....	13
Other Institutions.....	4
Ontario Hospital.....	5
Doing well.....	15
Not located after runaway.....	6
Died.....	1

J. D. MURRAY. *Placement Officer.*

ONTARIO TRAINING SCHOOL FOR GIRLS — GALT

ANALYSIS OF ADMISSIONS

April 1st, 1936 — March 31st, 1937

County	Location				Cause of Admission					Age on Admission						Total	
	City	Town	Village	Township	Incorrigibility	Truancy	Vagrancy	Immorality	Theft	Neglected Child	12	13	14	15	16*		17*
Brant.....	1				1						1						1
Carleton.....	1								1			1					1
Cochrane.....		1			1							1					1
Essex.....	1				1								1				1
Hastings.....	1		2		2	1					1	1		1			3
Middlesex.....	1								1							1	1
Oxford.....		1							1			1					1
Perth.....	1						1									1	1
Simcoe.....			2						1	1				1		1	2
Temiskaming.....				2	1	1						1	1	1			2
Thunder Bay.....		2			2							1			1		2
Victoria.....			1					1				1					1
Welland.....	1				1										1		1
Wellington.....	2						2						1	1			2
Wentworth.....	2				1		1							1	1		2
York.....	6				4	1		1			1		4	1			6
Total.....	19	4	3	2	14	3	3	3	4	1	2	4	9	7	3	3	28

* These girls were wards of the Alexandra Industrial School, and it was necessary to admit them here.

APPENDIX K

**Report of
Ontario Society for Crippled Children
1936 — 1937**

CO-OPERATION.

The Ontario Society for Crippled Children was organized in November, 1922. The Board of Directors includes representatives from thirty service clubs distributed geographically, the Junior Red Cross, the Shrine Temples at Toronto and London, the Provincial Departments of Welfare and Health and the Ontario Medical Association. It is distinctly a co-operative enterprise. It is particularly concerned with the prevention of those conditions which produce deformity and the obtaining of suitable treatment for children up to eighteen years of age who are suffering from physical disability.

The Society was organized by ten service clubs which were caring for a total of seventy-five crippled children in the year 1922. Since that time the work has been extended to all parts of the province. During the year 1936, 87 organizations provided some form of care for 3,779 children. Of this number, 1,739 were orthopaedic cases: that is, they were children who had disabilities which would class them as "crippled children." The remainder, 2,040, had other disabilities, including eyesight, throat infections, etc.

The tremendous amount of detail required in the discovery, transportation, treatment and follow-up of these cases involved a great deal of voluntary service on the part of the members of the various organizations. The success which attended these efforts was made possible by one outstanding feature of all of our work for handicapped people in the Province of Ontario. This is the time which the surgical staffs of the various hospitals are willing to give in the treatment of these conditions. These doctors make no charge for their work. It should be noted that we have in Ontario the finest hospital service, as well as the best medical and surgical facilities, that are obtainable anywhere. The whole program is made possible by the generosity of these members of the medical profession who have specialized in the treatment of orthopaedic disabilities.

The success of work of this character depends upon the willing co-operation of a great many people. In addition to the surgeons and the other members of the hospital staffs, and the members of the service clubs already mentioned, frequent demands are made upon Public Health Nurses, officials of various government departments, school teachers, social workers and others.

As an evidence of the co-operation which is the key-note of the program of the whole scheme of caring for crippled children in Ontario, we would mention the arrangements under which the Ontario Society for Crippled Children works. The Society is a "private" one; that is, it operates by virtue of a charter provided by the Provincial Government. Its Board of Directors, however, is made up largely of service club representatives. The Society has an office, provided through the courtesy of the Provincial Government, at 15 Queen's Park. Cases requiring care, which come to the attention of any of the government departments, are referred to the Society and followed up, either by them or one of their member organizations. The Society is

financed by a grant from the Provincial Government and contributions from other sources. For the year ending February 28th, 1937, the grant from the Provincial Government was \$6,000, and the total receipts were \$19,682.28.

SERVICES OF THE SOCIETY.

In conformity with one of the principal objects, namely, the prevention of crippling, the Society published a number of articles in its own magazine THE HORIZON, dealing with various aspects of this general subject. The subject of prevention was also presented to the public in a number of addresses and special newspaper articles.

During the year the Society stimulated new activity in a number of communities. First clinics for crippled children were held in Timmins, Kirkland Lake and Haileybury. A special clinic was also arranged at Blind River, to which children from the surrounding district, as well as Manitoulin Island, were taken for examination. All of the needy cases from this clinic were given treatment, and any appliances needed were provided by the Society. Through the Society's assistance a crippled children survey was undertaken by the Kenora Rotary Club. A great deal of intensive work was done in the older parts of Ontario and considerable progress has been noted in all areas. When a particular case is referred to the Society for its attention, it is assigned to the appropriate club or organization, if there is one in the vicinity in which the child lives. In any case, the child receives the attention required, and if assistance cannot be secured from other sources, this Society pays what is necessary. There is no need for any crippled child in Ontario to be neglected.

The opening of an office in London during the previous year continued to prove a success, and the Society planned for the extension of its nursing service through the opening of other district offices during the succeeding year.

The key-note of the work of the Ontario Society for Crippled Children for the year was consolidation, a greater emphasis on public education and the stimulation of new work in outlying districts.

The officers of the Ontario Society for Crippled Children are:

President.....	Dr. Fred A. Logan, Lindsay
First Vice-President...	Major E. H. Lancaster, K.C., St. Catharines
Honourary Treasurer.....	Mr. John J. Gibson, Toronto
Honourary Secretary.....	Mr. J. C. McRuer, K.C., Toronto
Executive Secretary.....	Mr. R. W. Hopper, Toronto

FINANCIAL REPORTS
Part II



Department of Public Welfare

FINANCIAL REPORTS

Year Ended March 31st, 1937

DISBURSEMENTS

Branch	Ordinary Expenditure	Capital Payments
MAIN OFFICE		
Minister's Salary.....	\$ 8,000.00	
Permanent Salaries.....	28,924.31	
Temporary Salaries.....	70.00	
Travelling Expenses.....	3,226.81	
Purchase of Equipment.....	124.35	
Stationery and Printing.....	2,571.16	
Telegraph and Telephone.....	1,587.94	
Miscellaneous.....	442.30	
Maintenance of Indigents.....	3,681.69	
Burial of Indigents.....	2,783.30	
GRANTS		
Refuges.....	88,509.35	
Orphanages.....	52,423.50	
Industrial Schools.....	51,236.00	
Soldiers' Aid Commission.....	29,959.81	
	<u>\$ 273,540.52</u>	
CHILDREN'S AID		
Permanent Salaries.....	\$ 34,242.15	
Temporary Salaries.....	206.25	
Travelling Expenses.....	4,215.50	
Purchase of Equipment.....	181.00	
Stationery, Printing.....	1,650.97	
Telegraph, Telephone.....	75.87	
Miscellaneous.....	206.00	
C. U. P. A. Travelling Expenses.....	8,338.08	
C. U. P. A. Maintenance.....	40,381.42	
C. U. P. A. Legal Costs.....	2,708.25	
C. U. P. A. Miscellaneous.....	.50	
Salaries of local Superintendents, etc.....	41,624.95	
	<u>\$ 133,830.94</u>	
TRAINING SCHOOL FOR BOYS		
Permanent Salaries.....	\$ 46,809.18	
Temporary Salaries.....	1,275.83	
Travelling Expenses.....	2,695.91	
Medicines.....	2,952.30	
Groceries and Provisions.....	15,213.81	
Fuel, Light and Water.....	10,741.74	
Clothing.....	10,072.63	
Laundry and Cleaning.....	5,100.21	
Furniture and Furnishings.....	1,024.36	
Office Expenses.....	1,946.87	
Farm Expenses.....	3,355.10	
Contingencies.....	19,647.27	
Maintenance and Repairs to Bldgs.....	8,074.67	
Car allowances.....	400.00	
	<u>\$ 129,309.88</u>	

Branch	Ordinary Expenditure	Capital Payments
TRAINING SCHOOL FOR GIRLS		
Permanent Salaries.....	\$ 16,576.34	
Travelling Expenses.....	2,703.31	
Medicines.....	3,089.93	
Groceries and Provisions.....	6,240.64	
Fuel, Light and Water.....	4,940.47	
Clothing.....	3,044.40	
Laundry and Cleaning.....	1,291.50	
Furniture and Furnishings.....	403.97	
Office Expenses.....	863.38	
Farm Expenses.....	532.78	
Contingencies.....	10,473.14	
Maintenance and Repairs to Bldgs.....	817.14	
	<u>\$ 50,977.00</u>	
MOTHERS' ALLOWANCES		
Permanent Salaries.....	\$ 51,912.83	
Temporary Salaries.....	396.36	
Travelling Expenses.....	22,718.05	
Purchase of Equipment.....	849.76	
Stationery and Printing.....	4,131.83	
Telephone and Telegraph.....	34.05	
Local Board Expenses.....	5,127.62	
Miscellaneous.....	104.29	
Allowances, Provincial and Municipal.....	\$ 2,477,971.29	\$ 2,104,553.32
	<u>\$ 2,563,246.08</u>	<u>\$ 2,104,553.32</u>
OLD AGE PENSIONS		
Permanent Salaries.....	\$ 34,254.07	
Temporary Salaries.....	187.50	
Travelling Expenses.....	6,463.12	
Purchase of Equipment.....	1,394.79	
Stationery and Printing.....	7,081.72	
Telephone and Telegraph.....	33.22	
Registration Fees.....	1,452.88	
Miscellaneous.....	423.21	
Pensions, Dominion, Provincial and Municipal ...	\$ 1,882,713.46	\$10,046,095.20
	<u>\$ 1,934,003.97</u>	<u>\$10,046,095.20</u>
SPECIAL WARRANTS		
Memorial Wreaths.....	\$ 2,174.75	
Housing Competition Prizes.....	2,139.23	
Services R. M. Smith.....	2,500.00	
Society for Crippled Children.....	6,000.00	
	<u>\$ 12,813.98</u>	
	<u>\$ 5,097,722.37</u>	<u>\$12,150,648.52</u>

RECEIPTS

Branch	Ordinary Revenue	Capital Receipts
CHILDREN'S AID		
Revenue Deceased Children Est.....	\$ 1,303.82	
BOYS' TRAINING SCHOOL		
Maintenance of Boys.....	\$ 57,470.25	
Perquisites.....	5,925.80	
Sale of Produce, Livestock, etc.....	1,781.79	
Interest on bonds.....		460.00
	<u>\$ 64,277.84</u>	<u>\$ 460.00</u>
GIRLS TRAINING SCHOOL		
Maintenance of Girls.....	\$ 21,314.25	
Perquisites.....	2,573.47	
Sale of Produce, etc.....	95.40	
Alexandra School, fees, etc.....	2,769.25	
	<u>\$ 26,752.37</u>	
MOTHERS' ALLOWANCES		
Accounts Receivable, Municipalities.....		\$ 1,811,990.93
OLD AGE PENSIONS		
Accounts Receivable:		
Municipalities.....		\$ 948,721.94
Dominion of Canada.....		9,146,837.58
Other Provinces.....		39,017.43
		<u>\$10,134,576.95</u>
TOTAL RECEIPTS.....	<u>\$ 92,334.03</u>	<u>\$11,947,027.88</u>

S. J. GADSBY,
Accountant.

DETAIL OF RECEIPTS AND DISBURSEMENTS
For Old Age Pensions

Total cheques issued.....	\$12,119,928.01
Less cancelled cheques.....	94,612.47
	\$12,025,315.54
Less cash refunds.....	96,506.88
	\$11,928,808.66
Net Pensions paid.....	
Payable by Municipalities.....	\$ 1,089,401.57
Payable by other Provinces.....	30,483.36
Payable by Dominion of Canada.....	8,926,210.27
Payable by Province of Ontario.....	1,882,713.46
	\$11,928,808.66
Payments received from municipalities.....	\$ 948,721.94
Payments received from other Provinces.....	39,017.43
Payments received from Dominion of Canada.....	9,146,837.58
	\$10,134,576.95

OLD AGE PENSIONS — FISCAL YEAR 1936-1937

COUNTIES	Total	Municipal Share
Brant	\$ 81,911.60	\$ 8,191.16
Bruce	135,650.56	13,565.06
Carleton	137,834.40	13,783.44
Dufferin	49,497.96	4,949.80
Elgin	140,122.94	14,012.29
Essex	176,761.09	17,676.11
Frontenac	98,995.69	9,899.57
Grey	155,074.34	15,507.43
Haldimand	67,113.77	6,711.38
Halton	86,238.57	8,623.86
Hastings	195,130.42	19,513.04
Huron	174,358.69	17,435.87
Kent	144,292.78	14,429.28
Lambton	117,607.41	11,760.74
Lanark	109,663.17	10,966.32
Leeds and Grenville	171,696.94	17,169.69
Lennox and Addington	92,472.18	9,247.22
Lincoln	109,161.69	10,916.17
Middlesex	174,160.18	17,416.02
Norfolk	131,077.62	13,107.76
Northumberland and Durham	241,345.83	24,134.58
Ontario	160,084.04	16,008.40
Oxford	92,529.63	9,252.96
Peel	90,972.87	9,097.29
Perth	83,801.31	8,380.13
Peterborough	89,702.21	8,970.22
Prescott and Russell	174,316.04	17,431.60
Prince Edward	97,543.76	9,754.38
Renfrew	188,515.88	18,851.59
Simcoe	369,226.97	36,922.70
Stormont, Dundas and Glengarry	267,488.64	26,748.86
Victoria	95,028.86	9,502.89
Waterloo	128,405.95	12,840.59
Welland	141,907.55	14,190.75
Wellington	115,595.99	11,559.60
Wentworth	115,017.02	11,501.70
York	574,151.96	57,415.20
	\$ 5,574,456.51	\$ 557,445.65

CITIES	Total	Municipal Share
Belleville	\$ 50,759.00	\$ 5,075.90
Brantford	163,877.02	16,387.70
Chatham	67,837.38	6,783.74
Fort William	42,888.39	4,288.84
Galt	65,518.18	6,551.82
Guelph	79,149.18	7,914.92
Hamilton	537,415.44	53,741.54
Kingston	98,899.13	9,889.91
Kitchener	77,109.27	7,710.93
London	302,821.16	30,282.12
Niagara Falls	47,351.89	4,735.19
North Bay	42,236.24	4,223.62
Oshawa	62,875.69	6,287.57
Ottawa	461,013.39	46,101.34
Owen Sound	61,537.15	6,153.71
Peterborough	90,432.94	9,043.29
Port Arthur	40,898.59	4,089.86
St. Catharines	84,827.09	8,482.71
St. Thomas	60,509.47	6,050.95
Sarnia	58,783.92	5,878.39
Sault Ste. Marie	65,994.18	6,599.42
Stratford	73,364.78	7,336.48
Sudbury	37,551.68	3,755.17
Toronto	2,325,280.45	232,528.04
Welland	19,816.76	1,981.67
Windsor	261,470.79	26,147.08
Woodstock	39,513.56	3,951.36
	<u>\$ 5,319,732.72</u>	<u>\$ 531,973.27</u>

TOWNS

Brockville	\$ 48,330.57	\$ 4,833.06
Gananoque	19,756.66	1,975.67
Ingersoll	21,800.25	2,180.02
Prescott	11,447.97	1,144.80
St. Mary's	16,990.59	1,699.06
Smith's Falls	26,889.99	2,689.00
Timmins	17,655.16	1,765.51
Trenton	33,270.35	3,327.04
	<u>\$ 196,141.54</u>	<u>\$ 19,614.16</u>

DISTRICTS

Algoma	\$ 117,647.79
Cochrane	68,858.50
Haliburton	38,015.16
Kenora	51,107.86
Manitoulin	29,087.07
Muskoka	94,256.20
Nipissing	113,978.11
Parry Sound	114,697.49
Rainy River	65,467.13
Sudbury	94,969.42
Thunder Bay	33,336.62
Temiskaming	91,506.36
Pelee Island	3,766.00
	<u>\$ 916,693.71</u>

OTHER PROVINCES

Alberta	\$ 10,753.36
British Columbia	7,328.35
Manitoba	16,482.98
Saskatchewan	31,985.40
Nova Scotia	826.00
Quebec	1,240.00
Ontario	11,536.57
	<u>\$ 80,152.66</u>

INTER-PROVINCIAL ACCOUNTS

New Brunswick	\$ 43.69
Quebec	222.70
Alberta	6,601.44
British Columbia	9,462.53
Manitoba	7,257.39
Saskatchewan	8,550.64
Nova Scotia	572.90
Prince Edward Island.....	39.58
	<u>\$ 32,750.87</u>

DETAIL OF RECEIPTS AND DISBURSEMENTS

For Mothers' Allowances

Total cheques issued.....	\$ 4,603,915.23	
Less cancelled cheques.....	18,177.24	
	<hr/>	\$ 4,585,737.99
Less cash refunds.....		3,213.38
		<hr/>
Net Allowances paid.....		\$ 4,582,524.61
		<hr/>
Payable by Municipalities.....	\$ 2,104,553.32	
Payable by Province of Ontario.....	2,477,971.29	
	<hr/>	\$ 4,582,524.61
		<hr/>
Payments received from Municipalities:		
On account 1935-36.....	\$ 180,854.93	
On account 1936-37.....	1,631,136.00	
	<hr/>	\$ 1,811,990.93
		<hr/>

MOTHERS' ALLOWANCES — FISCAL YEAR, 1936-1937

COUNTIES	Total	Municipal Share
Brant	\$ 17,640.00	\$ 8,797.50
Bruce	33,460.00	16,695.00
Carleton	36,570.00	18,237.50
Dufferin	8,775.00	4,377.50
Elgin	23,895.00	11,895.00
Essex	55,880.00	27,835.00
Frontenac	15,559.00	7,752.00
Gray	41,017.00	20,436.00
Haldimand	19,693.00	9,789.00
Haliburton	11,605.00	5,792.50
Halton	20,662.00	10,263.50
Hastings	52,144.00	25,834.50
Huron	35,695.00	17,757.50
Kent	37,365.00	18,597.50
Lambton	21,305.00	10,632.50
Lanark	25,310.00	12,610.00
Leeds and Grenville	35,055.00	17,487.50
Lennox and Addington	17,245.00	8,547.50
Lincoln	25,455.00	12,630.00
Middlesex	36,661.40	18,170.70
Norfolk	26,260.00	13,090.00
Northumberland and Durham	52,415.00	26,147.50
Ontario	31,775.00	15,820.00
Oxford	18,775.00	9,340.00
Peel	21,094.00	10,537.00
Perth	13,240.00	6,577.50
Peterborough	28,110.00	13,965.00
Prescott and Russell	84,850.00	42,400.00
Prince Edward	12,665.00	6,290.00
Renfrew	75,660.00	37,655.00
Simcoe	128,562.00	64,073.50
Stormont, Dundas and Glengarry	120,615.00	60,160.00
Victoria	27,800.00	13,810.00
Waterloo	33,140.00	16,457.50
Welland	53,642.00	26,653.50
Wellington	27,067.00	13,501.00
Wentworth	23,732.00	11,856.00
York	317,863.00	158,619.00
	<hr/>	<hr/>
	\$ 1,668,256.40	\$ 831,090.70
		<hr/>

CITIES	Total	Municipal Share
Belleville	\$ 29,451.00	\$ 14,650.50
Brantford	53,848.00	26,871.50
Chatham	27,417.00	13,626.00
Fort William	50,750.00	25,300.00
Galt	17,710.00	8,807.50
Guelph	33,315.00	16,587.50
Hamilton	270,383.00	134,599.00
Kingston	47,190.00	23,540.00
Kitchener	43,430.00	21,630.00
London	108,556.00	54,045.50
Niagara Falls	31,119.48	15,481.12
North Bay	39,185.00	19,540.00
Oshawa	37,946.00	18,908.00
Ottawa	213,529.00	106,507.00
Owen Sound	27,752.00	13,853.50
Peterborough	45,420.00	22,625.00
Port Arthur	33,250.00	16,592.50
St. Catharines	56,327.50	27,881.25
St. Thomas	27,995.00	13,997.50
Sarnia	21,420.00	10,670.00
Sault Ste. Marie	35,980.00	17,877.50
Stratford	31,342.00	15,611.00
Sudbury	29,600.00	14,755.00
Toronto	1,025,112.00	510,523.50
Welland	18,485.00	9,222.50
Windsor	143,002.90	71,271.45
Woodstock	11,205.00	5,550.00
	<u>\$ 2,510,720.88</u>	<u>\$ 1,250,524.32</u>

TOWNS

Brockville	\$ 12,510.00	\$ 6,235.00
Gananoque	5,050.00	2,507.50
Ingersoll	8,983.00	4,396.50
Pelee Island	360.00	180.00
Prescott	3,650.00	1,810.00
Smith's Falls	7,235.00	3,595.00
St. Marys	4,800.00	2,385.00
Trenton	7,455.00	3,712.50
Indian Reserves	7,261.00	3,600.50
	<u>\$ 57,304.00</u>	<u>\$ 28,422.00</u>

DISTRICTS

Algoma	\$ 22,855.00
Cochrane	66,302.00
Kenora	19,080.00
Manitoulin	10,011.00
Muskoka	29,440.00
Nipissing	45,845.00
Parry Sound	34,065.00
Rainy River	23,085.00
Sudbury	46,280.00
Temiskaming	54,980.95
Thunder Bay	15,690.00
	<u>\$ 367,633.95</u>

Soldiers' Aid Commission

STATEMENT OF RECEIPTS AND EXPENDITURES

No. 1 Account (Operating)

APRIL 1st, 1936. TO 31st MARCH, 1937

RECEIPTS

Balance in hand:			
Balance at Bank	\$	2,597.53	
Imprest Account		150.00	
Petty Cash		111.67	
		<u> </u>	\$ 2,859.20
Provincial Treasurer	\$	9,680.00	
		<u>11,320.00</u>	
			<u>\$ 21,000.00</u>
			<u>\$ 23,859.20</u>

EXPENDITURES

Office Salaries	\$	11,320.00	
Postages		150.00	
Car Tickets		80.00	
Stationery		277.95	
Telegraph and Telephone		50.32	
Travelling Expenses		1,862.53	
Miscellaneous Expense		119.69	
		<u> </u>	\$ 13,860.49
RE WARDS.			
Clothing	\$	381.23	
Maintenance		2,412.80	
Medical and Dental		176.50	
Miscellaneous Expense		44.10	
		<u> </u>	3,014.63
Purchase of Barrie Property			2,993.00
			<u>\$ 19,868.12</u>
Balance at Bank			3,991.08
			<u>\$ 23,859.20</u>

RELIEF, ESTATES AND TRUST FUNDS

Accounts No. 2 and 8 (Hammond Estate), Childrens (Wards) Trust Account and Estates of Hales, Croft, McNab and Scott

APRIL 1st, 1936. TO 31st, MARCH, 1937

STATEMENT OF RECEIPTS

Balance in hand (Cash in Bank, Investments, etc.)		\$ 94,021.25
LESS Sale of Bonds	\$ 12,403.75	
do. re Selley	2,644.68	
		<u>15,048.43</u>
		\$ 78,972.82
RELIEF ACCOUNT No. 2		
Canteen Fund	\$ 295.25	
Provincial Treasurer	9,000.00	
Sundry Sources	298.00	
Scott Bequest	201.12	
Croft Estate, Repayment of Loan	900.00	
Handbooks	11.88	
		<u>\$ 10,706.25</u>
HALES ESTATE		37.50
CROFT ESTATE	\$ 3,053.25	
Fryers Mortgage	2,450.00	
S. half of Lot 5, Plan 818 (W. Yonge St.)		
Assessed value	16,000.00	
		<u>21,503.25</u>
SCOTT ESTATE		201.12
McNAB ESTATE		2,013.39
HAMMOND ESTATE No. 8 Account		
Hammond Estate	\$ 21,175.53	
Bank interest	179.93	
Bond Coupons	2,684.00	
		<u>24,039.46</u>
WARDS TRUST ACCOUNT		
Interest from Bonds	\$ 1,616.15	
Department of Pensions and National Health	706.47	
Incidentals (Wages, etc.)	194.43	
		<u>\$ 2,517.05</u>
Receipt on sale of Bonds (including Selleys)	12,403.75	
		<u>14,920.80</u>
		<u>73,421.77</u>
		<u><u>\$152,394.59</u></u>

STATEMENT OF EXPENDITURES

APRIL 1st, 1936, TO 31st MARCH, 1937

RELIEF			
Gratuities	\$	9,227.89	
Canteen Account		404.43	
Other Sources		298.00	
Handbooks		5.00	
Scott Bequest (Transferred to Scott Este.) ..		201.12	
		<u>10,136.44</u>	\$ 10,136.44
CROFT ESTATE			
Repayment of Loan to No. 2 Account	\$	900.00	
Commission on sale of property		142.27	
Taxes re Lot 5, Plan 818		1,592.34	
		<u>2,634.61</u>	2,634.61
McNAB ESTATE			
Gratuity			25.00
No. 8 ACCOUNT (HAMMOND ESTATE)			
Grants to Widows	\$	2,548.26	
Legal Fees		5,270.93	
Interest on Purchase of Bond		19.28	
		<u>7,838.47</u>	7,838.47
WARDS TRUST ACCOUNT			
Children's Trust		14,752.22	
		<u>35,386.74</u>	\$ 35,386.74

ASSETS

CROFT ESTATE			
Real Estate, S. half Lot 5, Plan 818, W. side of Yonge St., Assessed Value	\$	16,000.00	
Fryers Mortgage on Lots 4 and 5, Plan 542 E. (N. Eglinton Ave.)		2,450.00	
		<u>18,450.00</u>	\$ 18,450.00
INVESTMENTS			
Hammond Estate	\$	71,404.95	
Wards. (Children's Trust Account)		17,590.90	
		<u>88,995.85</u>	\$ 88,995.85
Balance at Bank			9,562.00
			<u>\$ 152,394.59</u>

Ontario Society for Crippled Children

RECEIPTS AND DISBURSEMENTS

YEAR ENDED FEBRUARY 28, 1937

RECEIPTS

Subscriptions and donations.....	\$ 3,355.47
Province of Ontario Grant.....	6,000.00
Interest on bank account.....	15.78
Membership fees as per schedule attached.....	1,157.50
Revenue from Foundation Fund.....	3,402.71
Revenue from Advertising in Horizon.....	1,710.54
Contributions—Blind River Children.....	427.45
Proceeds from Colleen Moore's Doll House.....	3,612.83
	\$19,682.28

DISBURSEMENTS

Subscriptions and memberships.....	\$ 18.99
Salaries	10,191.00
Travelling expenses—Secretary	\$1,589.61
Directors	776.49
	2,366.10
Postage, telephone and telegraph.....	\$1,107.31
Printing, stationery and booklets.....	4,500.73
General expenses	514.87
Bank charges	6.93
	6,129.84
Medical supplies	861.92
Furniture	36.50
Payments on car	133.76
Equipment—Duplicator	100.00
Movie projector	168.00
Commission re "Horizon".....	495.34
	1,795.52
	20,501.45
Excess of disbursements over receipts for year.....	\$ 819.17
Add bank overdraft carried forward from February 28, 1936.....	466.08
	\$ 1,285.25

CERTIFIED PER REPORT ATTACHED.

JENKINS AND HARDY,
Auditors.

STATISTICAL REPORTS

Part III

STATISTICAL REPORT OF OLD AGE PENSIONS 1936—1937 (Fiscal) NEW APPLICATIONS

Countries	Eligible	Reasons for Ineligibility							Reconsidered & granted	Part Pension	Full Pension	Status					Age				Canadian Born	British Born	Foreign Born	Naturalized		
		Assets	Assets—Not Dis.	Age	Parents' Main. Acc.	Residence	Earnings	Property				Transfer of Propy.	Naturalization	Other Reasons	Male	Female	Bachelor	Widower	Spinster	Widow					Couple	70 to 75
Braut	48	1		1					1	33	19	1						1	5	1	1	1	37	10	1	1
Bruce	118	17	1	6	10					65	60	32	31	8	1	32	50	24	13	5	12	66	31	6	4	
Carleton	82	1	4	1	4	1				30	40	12	10	1	8	33	33	21	11	5	12	61	43	1	1	
Clifferton	42	1		1		3				23	19	18	15	3	1	15	26	15	18	5	5	40	20	1	1	
Dalton	101	1		1		1	1			31	56	11	13	3	1	18	43	36	11	3	12	48	31	5	1	
Dogbin	122	15	4	4	1	4	1			70	31	6	6	5	1	28	58	45	13	10	14	39	21	7	1	
Essex	109	1		1		1	1			22	30	6	5	1	7	37	27	16	12	4	12	43	28	5	1	
Frontenac	56	1	6	1	3	1	1			24	32	6	6	3	1	26	26	22	10	8	12	37	18	6	1	
Grey	112	14	1	6	6	3	3			18	64	10	19	10	5	19	57	32	22	8	16	21	18	5	1	
Haldimand	39	6	1	1	1	1	1			21	20	1	1	7	1	13	17	4	10	8	2	27	15	6	1	
Hatton	72	1		1		1	1			18	21	3	2	1	2	17	22	24	14	17	1	20	16	4	1	
Hastings	133	2	1	1	1	1	1			34	38	2	4	1	7	45	52	32	10	10	10	51	31	1	1	
Huron	118	14	1	3	1	4	1			76	68	6	11	1	9	16	16	4	13	11	11	37	14	1	1	
Kent	109	6	3	1	1	1	1			41	50	14	11	5	4	22	38	22	15	11	12	45	21	7	1	
Leamington	111	1		1		1	1			61	48	11	11	1	3	36	40	11	11	1	1	48	16	1	1	
Lambton	91	10	1	1	1	1	1			62	49	5	7	1	2	22	32	11	11	1	1	47	27	1	1	
Laurik	114	21	1	1	1	1	1			51	30	3	13	1	11	21	26	15	16	4	4	46	11	1	1	
Leeds and Grenville	85	1	1	1	1	1	1			52	61	9	9	3	4	26	40	2	13	1	1	51	14	1	1	
Lennox and Addington	81	10	1	1	1	1	1			51	31	4	4	3	2	24	40	4	5	1	1	41	10	1	1	
Lincoln	72	13	1	1	2	1	1			41	30	42	39	3	1	16	22	11	11	5	5	27	11	1	1	
Madison	104	1	1	1	1	1	1			60	41	57	53	6	3	36	41	69	11	12	3	22	22	1	1	
Midsex	72	13	1	1	1	1	1			40	32	39	33	3	1	15	17	51	12	3	3	27	13	1	1	
Norfolk	158	14	1	1	1	1	1			90	68	74	51	1	5	26	34	79	17	6	6	53	20	1	1	
Northumberland and Durham	105	12	1	1	1	1	1			67	38	51	33	3	1	26	34	54	13	3	3	33	23	1	1	
Ontario	68	9	4	1	1	1	1			37	31	24	24	1	1	17	33	49	15	1	1	34	14	1	1	
Oxford	77	1	1	1	1	1	1			39	16	31	31	1	1	9	9	9	9	1	1	34	20	1	1	
Perth	56	1	1	1	1	1	1			38	39	38	39	1	6	22	39	51	16	1	1	41	4	1	1	
Peterborough	54	6	1	1	1	1	1			32	22	22	22	1	1	16	30	40	3	3	6	27	3	1	1	
Prescott and Russell	95	20	1	1	1	1	1			44	51	51	44	1	4	19	50	30	8	1	1	34	13	1	1	
Prince Edward	62	10	1	1	1	1	1			37	30	35	32	1	6	16	35	43	5	5	4	33	3	1	1	
Renfrew	256	25	6	16	16	16	16			86	76	83	72	2	27	120	120	22	29	12	20	120	59	1	1	
Simcoe	167	1	1	1	1	1	1			110	104	136	120	3	7	111	111	69	12	5	4	120	33	1	1	
Stromont, Dundas & Glengarry	206	19	1	3	3	3	3			98	108	120	105	1	5	141	141	102	33	8	5	190	133	1	1	
Victoria	83	7	1	1	1	1	1			46	37	41	42	3	4	22	22	48	10	9	1	65	9	1	1	
Wagawag	82	6	1	1	1	1	1			47	36	36	40	1	3	19	56	39	6	6	1	79	13	1	1	
Welland	102	11	1	1	1	1	1			44	42	46	40	7	3	29	31	65	13	17	1	75	8	1	1	
Wentworth	92	6	1	1	1	1	1			48	44	42	40	4	4	48	47	76	10	10	1	101	18	1	1	
York	414	32	9	16	16	16	16			139	207	207	217	1	14	285	285	209	40	16	8	209	191	1	1	
TOTALS	10021	431	80	2136	6648	1014	63	3	9	210	2149	18553	2027	1975	258	533	196	1052	1963	3099	572	252	3250	622	130	130

CITIZENS

Cities	Reasons for Ineligibility										Status						Age					Nationality			Naturalized		
	Assets	Assets not Dis.	Parents' Main. Act	Residence	Earnings	Property	Trans. of Property	Naturalization	Other Reasons	Reconsidered and Granted	Part Pension	Part Pension	Male	Female	Bachelor	Widower	Spinster	Widow	Couple	70 to 75	76 to 80	81 to 85	86 and Over	Canadian Born		British Born	Foreign Born
Bellefleur	1						1		8	80	15	11	13	4	1	2	6	1	6	76	5	2	2	63	8	1	2
Bramford									3	41	15	41	19	1	1	1	1	1	1	22	3	1	1	28	12	1	1
Chatham									5	31	6	22	11	1	1	1	1	1	1	20	2	1	1	1	1	1	1
Fort William									5	26	6	22	11	1	1	1	1	1	1	20	2	1	1	1	1	1	1
Galt									5	31	17	25	12	1	1	1	1	1	1	21	3	1	1	1	1	1	1
Ganong									1	21	21	20	11	1	1	1	1	1	1	11	1	1	1	24	16	1	1
Hamilton								3	19	20	105	163	82	11	19	17	10	10	17	170	308	28	2	147	184	13	13
Kingston									9	27	15	41	32	1	1	1	1	1	1	15	1	1	1	58	23	1	1
Kitchener									1	32	25	32	17	1	1	1	1	1	1	26	46	1	1	43	55	4	6
London									1	126	38	176	80	1	1	1	1	1	1	136	136	10	1	103	55	1	1
Niagara Falls								6	11	1	1	1	1	1	1	1	1	1	1	13	10	1	1	17	21	1	1
Niagara Falls									9	1	1	1	1	1	1	1	1	1	1	13	10	1	1	17	21	1	1
North Bay									1	24	19	12	1	1	1	1	1	1	1	18	30	1	1	29	21	1	1
Oshawa									2	23	19	21	11	1	1	1	1	1	1	26	39	1	1	27	17	1	1
Ottawa									4	248	50	130	150	41	22	90	128	249	301	15	4	3	1	211	30	13	1
Owen Sound									3	29	17	20	28	1	1	1	1	1	1	38	38	1	1	34	12	1	1
Peterborough									4	36	21	32	28	1	1	1	1	1	1	35	35	1	1	42	11	1	1
Port Arthur									1	25	13	26	11	1	1	1	1	1	1	16	16	1	1	14	11	1	1
St. Catharines									4	43	7	23	22	1	1	1	1	1	1	35	35	1	1	28	20	1	1
St. Catharines									3	30	14	24	20	1	1	1	1	1	1	38	38	1	1	29	14	1	1
St. Thomas									3	18	18	18	14	1	1	1	1	1	1	16	27	1	1	20	14	1	1
Sarnia									1	22	11	19	13	1	1	1	1	1	1	13	13	1	1	23	8	1	1
Sault Ste. Marie									1	22	10	19	24	3	6	2	2	2	2	16	27	1	1	20	14	1	1
Sault Ste. Marie									1	17	9	15	11	1	1	1	1	1	1	22	35	1	1	25	5	1	1
Sudbury									2	11	8	15	17	1	1	1	1	1	1	9	25	1	1	19	4	1	1
Toronto									7	11,22,31	651	812	69	198	106	457	636	1278	130	1278	130	43	15	706	622	138	138
Toronto									1	5	8	9	5	1	1	1	1	1	1	10	10	1	1	124	35	20	20
Welland									1	11	8	9	8	1	1	1	1	1	1	98	161	1	1	124	35	20	20
Windsor									1	17	10	13	14	1	1	1	1	1	1	10	13	1	1	22	5	1	1
Wookestock									1	17	10	13	14	1	1	1	1	1	1	10	13	1	1	22	5	1	1
TOTALS	78	41	44	30	26	31	37	1	32	170	2577	812	1619	1800	151	166	212	963	1627	2935	320	120	44	1948	1221	250	250

Eligible

Ineligible

T O W N S

Town	Reasons for Ineligibility										Status					Age			Nationality										
	Eligible	Ineligible	Assets	Assets Not Disclosed	Age	Parents' Maint. Act	Residence	Earnings	Property	Trans. Of Property	Other Reasons	Reconsidered & granted	Full Pension	Part Pension	Male	Female	Bachelor	Widower	Spinster	Widow	Couple	70 to 75	76 to 80	81 to 85	86 and Over	Canadian Born	British Born	Foreign Born	Naturalized
Brockville	17	3	1	1	1	1	1	1	1	1	1	14	13	9	18	1	3	1	13	10	21	3	3	3	25	2	2	2	2
Gananoque	9	4	1	1	1	1	1	1	1	1	1	5	6	6	3	1	1	1	4	3	6	2	1	1	9	3	3	3	3
Ingersoll	12	1	1	1	1	1	1	1	1	1	1	7	5	5	3	1	1	2	4	3	11	5	2	1	9	3	3	3	3
Prescott	6	1	1	1	1	1	1	1	1	1	1	4	4	4	2	1	1	1	1	1	5	4	2	1	6	1	1	1	1
St. Mary's	8	1	1	1	1	1	1	1	1	1	1	4	4	4	1	1	1	1	1	1	1	1	1	1	16	1	1	1	1
Smith Falls	19	3	1	1	1	1	1	1	1	1	1	8	11	9	10	1	2	1	4	12	17	1	1	1	16	1	1	1	1
Timmins	10	1	1	1	1	1	1	1	1	1	1	6	4	3	3	1	1	1	1	1	17	10	3	3	10	2	2	2	2
Trenton	22	2	1	1	1	1	1	1	1	1	1	14	8	12	10	1	4	2	4	11	19	3	3	3	20	2	2	2	2
TOTALS	113	16	2	2	3	4	2	1	2	2	7	62	51	56	57	6	17	5	28	57	93	13	7	105	8	8	8	8	8

D I S T R I C T S

District	Reasons for Ineligibility										Status					Age			Nationality											
	Eligible	Ineligible	Assets	Assets Not Disclosed	Age	Parents' Maint. Act	Residence	Earnings	Property	Trans. Of Property	Other Reasons	Reconsidered & granted	Full Pension	Part Pension	Male	Female	Bachelor	Widower	Spinster	Widow	Couple	70 to 75	76 to 80	81 to 85	86 and Over	Canadian Born	British Born	Foreign Born	Naturalized	
Algoma	94	11	2	2	4	3	3	3	2	1	1	7	61	33	67	27	16	16	15	47	82	11	1	1	73	18	3	3	3	
Cochrane	50	7	4	4	3	3	3	3	1	1	1	6	23	16	37	19	6	6	9	25	43	3	1	1	43	4	3	3	3	
Haliburton	26	4	1	1	1	1	1	1	1	1	1	2	27	15	24	8	3	3	5	13	29	3	1	1	22	3	1	1	1	
Kenora	32	7	1	1	1	1	1	1	1	1	1	3	17	13	21	6	6	6	18	32	15	1	1	1	18	7	7	7	7	
Manitoulin	16	1	1	1	1	1	1	1	1	1	1	3	13	13	24	4	4	1	2	34	48	7	1	1	34	22	1	1	1	
Muskoka	57	1	1	1	1	1	1	1	1	1	1	3	33	34	53	24	5	5	15	52	76	8	1	1	78	4	4	4	4	
Nipissing	85	9	3	3	2	1	1	1	1	1	1	4	28	32	52	12	12	12	13	36	58	8	1	1	51	13	3	3	3	
Parry Sound	68	1	1	1	1	1	1	1	1	1	1	1	40	28	41	27	7	7	17	25	37	3	1	1	18	10	13	13	13	
Rainy River	41	1	1	1	1	1	1	1	1	1	1	10	00	33	63	28	9	9	14	25	37	3	1	1	84	4	4	4	4	
Sudbury	93	1	1	1	1	1	1	1	1	1	1	3	11	12	33	10	10	15	11	21	31	2	2	2	13	7	3	3	3	
Thunder Bay	23	2	1	1	1	1	1	1	1	1	1	4	23	23	23	3	3	3	6	26	44	1	1	1	34	8	8	8	8	
Temiskaming	46	9	2	2	3	1	2	1	1	1	1	1	1	1	1	1	1	1	1	1	1	1	1	1	1	1	1	1	1	1
Pelée Island	1	1	1	1	1	1	1	1	1	1	1	1	1	1	1	1	1	1	1	1	1	1	1	1	1	1	1	1	1	1
TOTALS	632	86	14	14	36	11	9	5	8	3	43	569	263	411	221	50	125	1	1103	353	558	56	10	8	484	102	46	46	46	

RECAPITULATION OF NEW APPLICATIONS RECEIVED FOR THE FISCAL YEAR ENDING MARCH 31st, 1937

	Eligible	Ineligible
Counties	4,002	431
Cities	3,419	320
Towns and Districts	745	102
Total	8,166	853

Mothers' Allowances Commission

STATISTICAL REPORT

APRIL 1st, 1936 — MARCH 31st, 1937

STATEMENT REGARDING ALL BENEFICIARIES ON THE ALLOWANCE PAY LIST DURING THE YEAR ENDING MARCH 31st, 1937

Number of beneficiaries on the allowance list March 31st, 1936.....	10,413
Number of beneficiaries on the allowance list March 31st, 1937.....	11,420
Increase in beneficiaries during the fiscal year.....	1,007 or 9.68%

Number of beneficiaries on allowance list March 31st, 1937.....	11,420
Number of beneficiaries on allowance list part of the year but later cancelled..	1,436
	12,856
Number of applicants ineligible March 31st, 1937.....	1,401

Cause of Dependency	No. of families	No. of children
Death of father (widow).....	8,142	17,188
Incapacitation:—		
(a) Insanity (husband in asylum).....	421	1,131
(b) Other causes.....	2,994	8,026
Desertion.....	910	1,642
Death of both parents (Foster-mother).....	389	731
	12,856	28,700

Number of children in these families	No. of families	No. of children
Families with 1 child under 16 years.....	5,069	5,069
“ “ 2 children under 16 years.....	3,647	7,294
“ “ 3 “ “ “ “.....	2,036	6,108
“ “ 4 “ “ “ “.....	1,073	4,292
“ “ 5 “ “ “ “.....	571	2,855
“ “ 6 “ “ “ “.....	255	1,530
“ “ 7 “ “ “ “.....	124	868
“ “ 8 “ “ “ “.....	52	416
“ “ 9 “ “ “ “.....	23	207
“ “ 10 “ “ “ “.....	5	50
“ “ 11 “ “ “ “.....	1	11
	12,856	28,700

Average number of children in these families	No. of families	No. of children	Average No. of children per family
Cities.....	6,429	12,951	2.01
Towns.....	187	448	2.39
County:—			
Counties.....	5,089	12,254	2.40
Judicial Districts.....	1,151	3,047	2.64
	12,856	28,700	2.23

NATIONALITY BY BIRTH OF BENEFICIARIES

British:	
Canadian	8,168
English	2,111
Scottish	689
Irish	302
Other British	162
	11,432
Others of Foreign Birth now Naturalized:	
American	307
Russian	121
Italian	215
Polish	250
Finnish	70
Austrian	87
Swedish	25
German	19
Norwegian	9
Galician	29
Others	292
	1,424
	12,856

NATIONALITY BY PERCENTAGES

British:	
Canadian	63.53%
Other British	25.39%
	88.92%
Foreign (Now Naturalized)	11.08%
	100%

CAUSES OF CANCELLATION

No children under 16 years or not at school	632
Beneficiary re-married	123
Should be self supporting	124
Unsatisfactory home conditions	112
Husband no longer totally and permanently incapacitated	134
Beneficiary no longer resident in Province of Ontario	25
Children not in beneficiary's care	72
Husband no longer in an asylum	5
Beneficiary died	57
Now in possession of assets of a disqualifying amount	22
Now in receipt of allowance from other funds	10
Now in possession of disqualifying equity in property	1
False information at time of application	8
Voluntary withdrawal	8
Beneficiary in an institute	6
Residence of husband now known (desertion cases)	31
Address of beneficiary not known	21
Held for further information	5
Other reasons	40
	1,436

CAUSES OF INELIGIBILITY

Value of property and other assets disqualify	80
Applicants husband not totally and permanently incapacitated	308
Not eligible under desertion clause	222
No children under 16 years of age or not at school	73
Residence requirements not fulfilled	45
Unsatisfactory home conditions	54
Sufficient income to maintain the home	240
Children not with mother	20
Applicant not a British Subject	11
Applicant divorced or legally separated	23
Foster-mother applicant ineligible as children not orphans	30
Applicant's husband in prison	13
Qualifying child not born under lawful wedlock	3

No proof of marriage.....	36
Applicant re-married.....	1
Application withdrawn.....	17
Deferred for further information.....	116
Man not in an institute (mental).....	1
Not approved by W. V. A.....	13
Other reasons.....	90
	1,401

CAUSES OF DEATH OF FATHER

Widow cases on the allowance list March 31st, 1937.....	7,255
Widow cases on the allowance list part of the year but later cancelled.....	887
	8,142

Diseases of the respiratory system.....	1,306
“ “ “ circulatory system.....	1,840
“ “ “ nervous system and organs of special sense.....	635
“ “ “ digestive system.....	630
“ “ “ genito, urinary and adnexa (non-venereal).....	499
“ “ “ bones and organs of locomotion.....	19
“ “ “ skin and cellular tissue.....	14

External causes:

Motor car accident.....	207
Railway accident.....	52
Drowning accident.....	141
Poisoning accident.....	62
Other accidents.....	324
Murder.....	18
Suicide.....	209
Other sudden deaths.....	12

Epidemic—Endemic and Infectious Diseases:

Typhoid.....	60
Smallpox.....	4
Scarlet fever.....	5
Diphtheria.....	10
Influenza.....	86
Erysipelas.....	16
Tuberculosis.....	734
Venereal diseases.....	30
Septicaemia.....	30
Other causes.....	60

General diseases:

Cancer.....	821
Anaemia.....	66
Alcoholism.....	24
Arthritis.....	3
Goitre.....	13
General debility.....	2
Senility.....	8
Tumerous growths.....	106
Other causes.....	96
	8,142

ANNUAL REPORT
Children's Aid Branch of Province of Ontario

INVESTIGATION REPORT

For Fiscal Period April 1st, 1936, to March 31st, 1937

Total cases open at the beginning of the year (exclusive of U. P. A.)	4,597
Number of new complaints	5,851
Number of re-opened cases	1,488
Number of cases closed	6,526
Total cases open at end of year	5,410

FACTORS:

Delinquency	1,506
Feeble-mindedness	274
Insanity	65
Desertion	273
Drunkenness	409
Medical neglect	173
Moral neglect	634
Non-support	411
Physical neglect	744
Separation of parent	572
Specific disease	18
Violation of Chastity	59
One parent deceased	239
Illness of parent	182
Divorce	23
Death of only parent	53
Out of town enquiry	370
Imprisonment	77
Unwarranted complaint	234
Sundry	1,023
Number of complaints investigated	8,237
“ “ visits re above	36,415
“ “ office interviews re above	21,532
“ “ clinics attended	
Mental	478
Medical	425
“ “ Court attendances	5,065
“ “ children involved during year	19,769
“ “ children made wards	
(a) Temporary	574
(b) Permanent	502
“ “ children for whom wardship extended for further period	489

REPORT RE CHILDREN UNDER CARE

Total number of children under care of first of year	10,205
Number of children admitted to care during year	3,141
Number closed or discharged during year	2,645

TYPE OF CARE:	1st of year	End of year
Shelter	725	577
Boarding Home	2,495	2,824
Adoption Probation	1,227	1,490
Wage Home	942	1,050
Free Home	2,951	2,880
Other Institutions	785	810
Non-wards	199	282
Other Societies wards	881	788
Total number of children under care at end of year as above		10,701

Number of Investigations (Adoption and Foster homes).....	5,702
“ “ Investigations for Industrial Schools	387
“ “ Visit to Home or Institutions of children placed.....	51,054
“ “ above visits where the children were seen	19,757
“ “ office interviews.....	26,177
“ “ children seen in office	5,130
“ “ Clinics attended	
Mental	1,519
Medical	4,548
“ “ Meetings or Conferences attended	3,628
“ “ Meetings addressed	523
“ “ new placements of children	2,989
“ “ Re-placements of children (one home to another home).....	1,741
“ “ children returned to shelter	1,807
“ “ Legal adoptions completed	597

Children's Aid Branch

THE CHILDREN OF UNMARRIED PARENTS' ACT

Comparative report showing number of cases dealt with from July, 1921, to March 31st, 1937.

1921	
July 1st, 1921, to October 31st, 1921.....	102 cases
1921-1922	
October 31st, 1921, to October 31st, 1922.....	672 “
1922-1923	
October 31st, 1922, to October 31st, 1923.....	1,162 “
1923-1924	
October 31st, 1923, to October 31st, 1924.....	1,205 “
1924-1925	
October 31st, 1924, to October 31st, 1925.....	1,347 “
1925-1926	
October 31st, 1925, to October 31st, 1926.....	1,705 “
1926-1927	
October 31st, 1926, to October 31st, 1927.....	1,724 “
1927-1928	
October 31st, 1927, to October 31st, 1928.....	1,865 “
1928-1929	
October 31st, 1928, to October 31st, 1929.....	1,886 “
1929-1930	
October 31st, 1929, to October 31st, 1930.....	2,180 “
1930-1931	
October 31st, 1930, to October 31st, 1931.....	2,250 “
1931-1932	
October 31st, 1931, to October 31st, 1932.....	2,148 “
1932-1933	
October 31st, 1932, to October 31st, 1933.....	2,248 “
1933-1934	
October 31st, 1933, to October 31st, 1934.....	1,954 “
1934-1935	
October 31st, 1934, to March 31st, 1935.....	798 “
1935-1936	
March 31st, 1935, to March 31st, 1936.....	2,166 “
1936-1937	
March 31st, 1936, to March 31st, 1937.....	2,203 “
	27,615 “

NEW CASES FOR THE YEAR

From March 31st, 1936, to March 31st, 1937.....2,203 cases
(Including 761 from Toronto district)

Of these..... 579 were pending.
 " " 409 have been settled.
 " "1,215 have been closed.

Of the cases settled.....340 were by agreements with the Provincial Officer.
 " " " " 58 by Court Orders.
 " " " " 11 by private agreement approved by the Judge.

Of the cases closed.....519 no action was desired.
 " " " " 22 were dismissed by the court for lack of sufficient
 corroborative evidence.
 " " " "247 were closed for lack of sufficient corroboration.
 " " " " 63 there was no data.
 " " " " 57 couples married.
 " " " " 86 man unknown.
 " " " "129 man's whereabouts unknown.
 " " " " 24 man outside of Province.
 " " " " 12 man dead.
 " " " " 43 man worthless.
 " " " " 13 criminal action taken.

There were 3 appeals to the Appellate Division, all being made by the father, in
 2 the notice of appeal was refused, one appeal was abandoned.
 " " 40 Varied Agreements.
 " " 36 Varied Orders.
 " " 103 applications for orders on Agreements on which 53 Affiliation
 Orders were made.
 " " 114 Summons issued.

There were no records kept for the months of November, December and January.

CHILDREN'S AID BRANCH

ADOPTION STATISTICS

MARCH 31st, 1936, TO MARCH 31st, 1937

Years	Children's Aid Wards	Soldiers' Aid Commission Wards	Wards of other Organizations	Children of unmarried Parents	Abandoned children Foundlings	Orphaned Children	Children born out of wedlock before U.P. Act of 1921	One parent living	Both parents living	Husband adopts wife's child	Parents divorced	Stepfather adopts	Children adopted a second time	Children over 21 years of age	Born out of wedlock not under Ontario U.P. Act	Married	Total
April, 1936	7	..	1	21	..	3	2	1	2	5	1	43
May, 1936	15	14	1	..	6	2	7	45
June, 1936	17	21	..	1	1	5	8	4	2	..	59
July, 1936	5	18	..	2	1	..	2	4	32
Aug., 1936	3	12	5	3	23
Sept., 1936	17	30	..	2	1	3	7	2	1	2	..	1	2	..	68
Oct., 1936	20	50	..	3	1	3	5	3	2	..	87
Nov., 1936	13	..	2	21	..	1	1	5	2	8	1	54
Dec., 1936	9	..	1	32	1	2	..	5	3	2	2	2	1	..	60
Jan., 1937	22	29	..	2	1	3	2	3	1	1	1	..	65
Feb., 1937	13	22	4	5	7	1	52
Mar., 1937	12	26	6	7	2	4	1	58
Total...	153	..	4	296	2	16	8	46	48	47	5	5	2	1	12	1	646

AGES OF CHILDREN LEGALLY ADOPTED

MARCH 31st, 1936, TO MARCH 31st, 1937

Born 1936	7
" 1935	15
" 1934	118
" 1933	110
" 1932	67
" 1931	63
" 1930	51
" 1929	35
" 1928	35
" 1927	19
" 1926	18
" 1925	20
" 1924	11
" 1923	9
" 1922	13
" 1921	6
" 1920	10
" 1919	4
" 1918	9
" 1917	3
" 1916	4
" 1915	5
" 1914	2
" 1913	2
" 1912	3
" 1910	1
" 1908	1
" 1907	1
" 1906	2
" 1904	1
" 1900	1
Total	646

FINANCIAL

RECEIPTS

	From Municipality	Outside Municipality	Parents and Others	Prov. Grant	Prov. Mileage	Prov. Wards	Municipality Grants
Agoma	\$ 9,336.50	\$ 252.00	\$ 231.50	\$ 1,000.00		\$ 4,248.13	
Arant	10,302.56	169.12	93.46	541.65	\$ 34.50		\$ 150.00
Bruce			199.77		16.66		5,200.00
Cochrane	2,881.50	2,477.25		500.00	272.10	7,545.00	750.00
Dufferin	2,107.59	380.60		1,000.00	20.00	450.88	776.00
Elgin	6,526.05		276.48	500.00	85.90		900.00
Frontenac	11,908.03		77.39	500.00			694.45
St. William	4,634.40		10.00	500.00		1,534.25	2,595.00
Grey	4,896.00			1,000.00			4,700.00
Haldimand	8,400.00	191.08		1,000.00	57.60	19.75	
Hamilton	61,424.59	2,074.65	1,072.54	1,500.00	273.85	24.54	
Hastings	17,677.20	366.00		1,000.00		146.25	
Huron	3,855.00			458.33	240.60		
Kenora				99.96		600.00	
Kent	4,288.73			766.65	165.30		6,200.00
Leamington	25.00		68.71	100.00	161.85	273.00	4,000.00
Lebanon		411.00		458.37	79.95		3,151.62
Leeds and Grenville	23,541.12	330.27	222.96	2,000.00		116.82	270.00
Lennox and Addington	8,197.25	740.00		500.00			
Lincoln	10,155.29	644.60	141.42	1,000.00	59.80		
London and Middlesex	44,584.39	433.27	626.49	1,000.00			
Manitoulin							
Manuskota	720.00	37.50		1,000.00	583.64		195.00
Niagara Falls			17.45	100.00	35.25		3,500.00
Nipissing	6,580.00	591.14		1,000.00	510.58	1,500.75	
North York	14,354.77	676.63		1,000.00			
Northumberland and Durham	5,637.91	979.10	212.00	1,000.00	182.95		
Ontario	16,284.10	1,577.44		1,000.00			
Ottawa and Carleton (1)	11,485.00	2,186.75	5,647.76	1,375.00	12.10		4,700.00
Oxford	10,916.26	417.95	380.68	1,000.00	90.15		1,059.03
Parry Sound	1,409.21			1,000.00	788.70	3,424.41	
Peel and Halton	8,187.00	297.75	129.82	1,000.00	211.75		
Peterborough			101.25	500.00			4,350.00
Peterborough	2,388.93	3,676.63	960.31	500.00			
Port Arthur	3,000.00			500.00		1,077.09	
Prescott and Russell	8,825.38		144.35	500.00			
Prince Edward	6,154.50	332.25	6.00	1,000.00			
Queens	2,303.75	1,048.00		100.00		1,159.50	
Renfrew	10,172.46	420.24	125.69	500.00	8.75		265.03
Simcoe	22,115.27	281.00	49.13	500.00	98.37		
Stormont, Dundas and Glen	6,139.49	150.00		470.37	76.69		
Stratford	6,103.75	1,254.25	157.62	1,500.00	415.06	7,964.33	
Thames Valley	3,662.71			1,000.00	421.60	3,515.25	750.00
Toronto	219,226.00	9,824.00	9,365.00	1,500.00		1,167.00	
Victoria and Haliburton	10,719.64	1,155.26		500.00	63.35		
Waterloo	13,714.16		507.00	1,000.00	589.10	5.25	
Welland	17,655.90	621.75	954.44	1,043.75			
Wellington	9,267.96			1,000.00			
Weston				500.04			
Windsor and Essex, Prot.	19,120.58			1,000.00			2,965.75
Windsor and Essex, R. C.	23,277.61			1,000.00			
York	42,800.00	1,562.64	1,673.00	1,500.00	239.78	1,381.43	5,133.16
Yvesville	72,292.73	3,350.55		1,458.30		780.50	
TOTAL	\$ 809,256.27	\$ 38,910.67	\$ 23,452.22	\$ 42,472.42	\$ 5,795.93	\$ 36,931.13	\$ 52,305.04

xTotal amount of expenditure, only, given—included in grand total of expenditures.

(1) No Shelter—Correct figures not available.

STATEMENT

DISBURSEMENTS

Donations and Interest	Other	Total Receipts	Days' Care		Total Expenditure		Cost per day Shelter	Cost per day Bdg. Ho.
			Shelter	Bdg. Ho.	Shelter	Bdg. Homes		
\$ 2,229.58		\$ 17,297.71	\$ 11,485	\$ 9,612	\$ 6,852.96	\$ 4,770.51	59.	50.
2,607.04	\$157.71	14,056.04	6,544	7,305	5,175.79	5,399.15	79.09	73.91
483.68		5,900.11	3,197	64	2,687.80	39.50	84.07	61.72
3,891.36		18,317.21	8,500	9,627	6,311.46	5,998.03	74.2	62.5
181.04		4,916.11		4,385		2,023.33		46.1
2,240.05	40.65	10,569.13	3,622	5,693	3,105.99	3,887.76	88.5	68.3
133.00		13,312.87				13,703.93		
210.61	6.71	9,490.97	5,871	1,460	3,670.73	540.00	62.	37.
729.13		11,325.13	4,900	2,177	1,778.97	1,538.70	36.	71.
243.00		9,911.43		10,893		8,797.24		80.760
10,685.68		77,055.85	2,900	78,854	1,719.08	45,387.54	87.	87.
44.00		19,233.45	1,990	25,649	3,127.99	10,234.75	1.57.	46.11
96.04		4,649.97	2,993	622	1,237.28	308.25	41.3	49.5
		699.96		1,825		600.00		32.877
86.04		11,506.72	6,189	1,420	5,864.08	710.14	94.	50.
242.34		4,870.90		3,682		1,841.00		50.
41.54	49.90	4,192.38	1,484	2,406	1,187.01	1,311.30	79.98	54.5
2,008.53		28,489.70	10,931	13,416	10,610.24	13,704.30	98.25	1.02.15
601.64		10,038.89		11,718		8,738.07		74.5
40.74		12,041.85	2,861	12,052	2,304.22	8,637.09	81	72.
3,084.93	247.00	49,976.08	12,759	33,143	10,108.88	19,753.68	79.25	59.70
663.29		3,199.43		396		727.50		
97.70		3,750.40	2,721	506	1,374.28	314.77	50.5	62.2
352.29		10,534.76	4,939	4,636	1,753.04	2,474.48	35.5	53.
3,699.33		19,730.73	1,519	18,234	1,840.09	9,465.22	1.21	51.9
918.69		8,930.65	4,282	5,788	2,837.61	2,955.47	66.27	51.06
		18,861.54	9,600	6,598	9,779.98	8,993.76	1.01.8	1.36.3
12,500.00		37,906.61						
235.16		14,099.23	4,632	12,924	4,064.97	7,649.92	87.54	59.19
731.26		7,353.58	3,586	3,478	1,608.37	1,537.78	42.	44.
382.19		10,208.51	2,161	8,755	2,628.07	5,748.78	1.2160	65.72
897.60		5,848.85	1,575		1,159.81		.74	
579.61		8,105.48	6,482	917	2,722.53	488.60	.42	53.28
124.86		4,701.95				5,071.11x		
45.04		9,514.77		17,902		6,253.70		53.1
118.04		7,610.79		8,629		4,881.86		56.58
		4,611.25		8,760				
92.04		11,584.21	3,968	9,920	2,677.24	4,429.95	.67.4	44.6
105.86		23,149.63	6,407	32,323	4,512.65	13,989.81	.70.4	43.3
11.00		6,847.55		8,764		3,028.13		34.55
610.09		18,005.10	13,746	6,186	10,892.88	4,820.94	79.25	78.
2,822.66		12,172.22	4,870		9,127.04	3,886.41	.85	75.
63,469.00		304,551.00			10,831.00	220,401.00	1.71	.81
36.04		12,474.29	3,079	11,754	2,274.42	6,171.40	73.8	52.5
436.04		16,251.55	10,028	9,871	6,144.14	5,521.28	61.26	56.94
1,386.68		21,662.52	11,685	11,026	6,194.78	10,816.02	53.	99.
4,910.17		15,178.13	8,443	3,831	4,486.53	2,612.52	53.	68.2
		500.04	7,985	3,061	3,066.15	2,060.90		
195.72		23,282.05		23,888		24,857.58		87.4
1,187.00		25,464.61	11,595	24,796	4,989.03	19,711.24	43.0	79.5
3,865.95		58,155.96	6,636	50,667	5,670.20	37,390.43	85	74
11,413.48		89,295.56	933	94,006		86,049.77x	83	83
\$141,766.76	\$501.97	\$ 1,151,395.41	\$ 217,098	\$ 623,619	(166,377.29)	569,113.72)		
				Grand Total	\$826,611.89			

Soldiers' Aid Commission

STATISTICAL REPORT

APRIL 1st, 1936, to MARCH 31st, 1937

Month	A Child Welfare	B Nos. 2 & 3 Accts.	C No. 8 Account	D Canteen Fund	E Pension & Service	F Misc.	Total
1936							
April	45	116	9	53	21	197	441
May	62	110	4	49	11	174	410
June	58	90	8	52	47	184	439
July	41	75	5	44	44	153	362
August	46	115	6	41	18	134	360
September	75	120	7	38	24	136	400
October	33	118	14	49	14	158	386
November	51	141	6	34	19	170	421
December	56	170	25	55	10	114	430
1937							
January	24	85	10	47	12	98	276
February	22	107	9	49	19	143	349
March	35	110	9	38	12	120	324
Total	548	1,357	112	549	251	1,781	4,598

NOTE:—

- A. Investigations and Service on account of Wards of the Commission.
- B. Emergency assistance granted.
- C. Kathleen Hammond Bequest Trust Fund, emergency assistance to pensioned widows of veterans.
- D. Administration of Special Grants from the Canteen Fund.
- E. Information, Advice and Assistance in respect to claims for Treatment and Pensions by veterans.
- F. General Advice given on matters relating to Public and Private Welfare Facilities for veterans or their dependents.

NUMBER OF OFFICER INTERVIEWS.....5,971

PLACEMENT OF WARDS

Number of Wards placed in Positions.....	32
Number of Wards placed in Boarding Homes.....	17
Number of Wards attaining the age of 21 years.....	43
Number of Wards taken to Hospitals and Clinics.....	27
Number of Wards Married.....	5
Number of Wards Legally Adopted.....	1

Total Number of Wards under Commission's care on April 1st, 1936.....133
 Net Total, March 31st, 1937..... 84

FINANCIAL ASSISTANCE GRANTED

APRIL 1st, 1936, TO MARCH 31st, 1937

Month	Nos. 2 & 3 Accts.	No. 8 Account	Canteen Fund	Outside Sources	Total
1936					
April	\$ 689.16	\$ 85.00	\$ 46.00	\$	\$ 820.16
May	798.85	90.25	69.50	155.00	1,113.60
June	782.92	145.66	71.50	25.00	1,025.08
July	636.48	253.00	889.48
August	874.87	78.50	25.00	978.37
September	845.39	280.00	20.00	15.00	1,160.39
October	856.13	234.50	9.25	1,099.88
November	879.33	199.85	6.00	98.00	1,183.18
December	898.35	321.25	39.00	2.00	1,260.60
1937					
January	529.37	230.00	44.00	3.00	806.37
February	582.55	273.75	35.00	891.30
March	1,021.49	356.50	64.18	1,442.17
Total	\$9,394.89	\$2,548.26	\$ 404.43	\$ 323.00	\$12,670.58

ANALYSIS OF ASSISTANCE RENDERED FROM Nos. 2 AND 3 ACCOUNTS,
KATHLEEN HAMMOND FUND AND OUTSIDE SOURCES

APRIL 1st, 1936, TO MARCH 31st, 1937

Hospital, Medical and Surgical Supplies	43
Fuel, (Emergency)	44
Men's, Women's and Children's Clothing, Underwear, etc.	198
Special Diet and Emergency Food	234
Bedding and Household Supplies	43
Transportation	56
Truck, Car and Chauffeur Licenses, etc.	18
Glasses, Repairs and Dentures	247
Layettes	7
Material, Supplies and Stock-in-Trade	618
Unclassified	9

TABLE 1
SUMMARY OF ATTENDANCE IN INDUSTRIAL AND TRAINING SCHOOLS
APRIL 1st, 1936, TO MARCH 31st, 1937

Name of School	SUMMARY OF PLACEMENTS															Reason for return from parole							
	Number in residence, April 1, 1936	New commitments or admissions	Number returned from parole during period	Number of Placements	Number away without leave during period	Number returned from escape during period	Number of deaths	Number in residence March 31st, 1937	Number returned Home	Number placed in Foster Homes	Number placed out occupationally	Number placed in other Institutions	Number placed in Working Boys' Home	Number remaining out for Whole Period	Number placed out and returned during period	Number placed out during previous years and returned during period	Not satisfactory	Violation of parole	Services no longer required	Pupils dissatisfied	Re-placement	Further Trainings	Court Order
St. Mary's Indust. School.	65	22	8	36	3	3	59	7	2	27	33	3	5	1	3	1	1	1
St. John's Indust. School.	102	60	9	59	22	17	107	30	17	12	54	5	4	1	4	1	1	1	2
St. Joseph's Indust. Sch.	69	46	7	31	26	1	93	14	2	6	1	18	5	2	1	4	1	1
Girls' Training Sch., Galt	52	22	18	40	27	21	46	4	15	18	3	38	2	16	1	14	1	2	1
Boys' T. S. Bowmanville.	172	136	30	144	85	79	188	68	28	22	19	7	130	14	16	16	2	17	1	4	6
TOTAL.....	460	286	72	302	168	146	493	123	64	85	23	7	273	29	43	43	6	42	2	7	5	9

INDUSTRIAL AND TRAINING SCHOOLS
 COMMITTALS—APRIL 1st, 1936, TO MARCH 31st, 1937

Counties and Districts	Sex		Cause of Committal										Age	Total									
	City	Township	Male	Female	Aison	Assault	Destruction	Immorality	Incuriall day	Theft	Tramway	Vagrancy			8	9	10	11	12	13	14	15	16
Algoma		1	1					1												1		1	
Brant	5		4	1					1	3	1								2	1	2	5	
Bruce	1	1	2							2					1				1			2	
Carleton	13	1	13	1	1				1	10	2			1			3	3	3	4		14	
Cochrane		6	3	8	1				3	6							3	4	2			9	
Elgin	1		1							1					1							1	
Essex	19	1	5	22	3	1	1		5	17	1			2	2		1	5	4	9	2	25	
Frontenac	4		4							3	1						2	1		1		4	
Grey	1		1							1									1			1	
Haldimand		1	1							1										1		1	
Halton		2	2							2						1	1					2	
Hastings	6	5	3	11	3		1	1	4	3	4	1					4	1	4	5		14	
Kent	2	5	1	8				1	1	2	4						1	1	5	1		8	
Lambton	1		1							1							1					1	
Leeds and Grenville		3		3						3						1	1		1			3	
Lincoln	4		4							4							1	1	1	1		4	
Middlesex	8	2	9	1	1	1		1	2	4	1					1	1	3	2	3		10	
Nipissing	2	1	4	5	2				1	5		1			1	1	1	2	1			7	
Northumberland & Durham		2	2	4		1			1	2						2				2		4	
Ontario	1	1	2							2									1	1		2	
Oxford		3	2	1						3		1				1		1				3	
Peel		1		1						1										1		1	
Peterborough		2		2						2									2			2	
Renfrew		2	2	4						4					2	1			1			4	
Simcoe		7	4	8	3				1	2	7	1					1	1	2	5	2	11	
Stormont, Dundas & Gengarry		12	1	13						13					3	3	2	3	2			13	
Sudbury	1		8	8	1		2		1	4	2				1	1	2	2	2	1		9	
Temiskaming		9	4	5			1		4	2	1	1					2	4	3			9	
Thunder Bay	4		1	2	3					3		2				2	1	1		1		5	
Victoria			2	1	1				1	1									2			2	
Waterloo	8	1		9					1	8					1	1		2	1	4		9	
Welland		1	4	5						5									3	2		5	
Wellington		5	1	4	2					4		2							2	4		6	
Wentworth	13		1	11	3				1	4	6	3					3	4	2	5		14	
York	29	3	9	32	9				6	25	7	3			1	5	1	5	14	15		41	
	130	62	60	211	41	4	5	2	10	37	160	23	11	1	3	13	21	26	43	67	74	4252	

ADMISSIONS TO TRAINING SCHOOLS

Middlesex	1			1						1						1						1
Oxford	1	1		2					2										1	1		2
Peterborough	1			1					1										1			1
Wentworth	1			1					1						1							1
York	28		1	26	3				1	15	7	3	3			4	1	5	6	9	4	29
	32	1	1	31	3				1	20	7	3	3			5	2	5	7	10	5	34
Total of Commitments and Admissions	162	63	61	242	44	4	5	2	11	57	167	26	14	1	3	18	23	31	50	77	79	4286

ONTARIO TRAINING SCHOOL FOR BOYS—BOWMANVILLE

ANALYSIS OF ADMISSIONS

APRIL 1st, 1936—MARCH 31st, 1937

County	City		Township		Truancy	Incorrigible	Breaking and Entering	Arson	Vagrancy	Indecent Assault	Immorality	Assault	Eight Years	Nine Years	Ten Years	Eleven Years	Twelve Years	Thirteen Years	Fourteen Years	Fifteen Years	Sixteen Years	Total
Brant	4			2	1	1												1	1	2		4
Bruce		1	1	1		1									1			1	1			2
Carleton	2					2																2
Durham and Northumberland		4	2	2	1	1				1	1					2	1	1	1	2		6
Essex	9			2		3	3	1						2			1		2	3	1	9
Frontenac	3	1			1	1											4					4
Grey	1			1															1			1
Haldimand		1				1														1		1
Halton		2				2									1			1	1			2
Hastings	2	2				4											1	1	1	1		4
Kent	4	1		3		1					1							1	3	1		5
Leeds and Grenville	2	1		3												1	1					3
Lincoln	3			2		1												1	2			3
Middlesex	7		1	3	1	2	1				1				2	2		2	2	2		8
Nipissing	2			2												1						2
Ontario	1	1		1		1													1	1		2
Oxford		3		2		1						1			1				1			3
Peel		1		1																1		1
Peterborough	2				1	1												1	1			2
Renfrew		1	2	3											2	1						3
Simcoe		2		1		1											1			1		2
Stormont, Dundas & Glengarry	1			1													1					1
Unorganized Territory		2	3	2		3								1				1	1	2		5
Victoria		1				1												1				1
Waterloo	2			2														1		1		2
Welland	1	1				2													2			2
Wellington	3	1		3		1												1		3		4
Wentworth	8			4		1	2		1					1		2	2	2	2	1		8
York	35	1	8	21	7	12	2	1	1	1					3	3	6	8	12	11	1	44
Total	92	27	17	64	11	30	22	2	1	1	2	3	1	2	8	12	20	22	36	33	2	136

Ontario Training School for Boys, Bowmanville

PLACEMENT OFFICER'S REPORT

April 1st, 1936 — March 31st, 1937

No. of visits to boys	886	
Attendance at Clinics and Social Agencies	109	
Attendance at Court	41	
Homes investigated	152	
Boys discharged		161

Placed in foster homes	29	
Placed on farms	26	
Placed in sanatoria	17	
Home to attend school	32	
Placed in Working Boys' Home	8	
Other institutions	5	
Messengers	8	
Factory work	10	
Machine Shop	1	
Office position	1	
Miscellaneous positions	6	
Unemployed	8	
Whereabouts unknown	10	
	<u>161</u>	<u>161</u>

Mileage covered during period	34,989 miles	
Boys receiving supervision at the beginning of the period		212
Boys discharged during period		161

Boys re-admitted	31	
Employed on farms	40	
Boys in sanatoria	14	
In Working Boys' Home	10	
Attending school	103	
Other institutions	10	
Machine Shops	5	
Factory work	16	
Messengers	14	
Office positions	2	
Miscellaneous positions	12	
Whereabouts unknown	2	
Released from guardianship	114	
	<u>373</u>	<u>373</u>

Receiving supervision end of period		218
---	--	-----

Placement Officer was assisted two days per week for seven months by Mr. H. B. Pollock.

J. J. BROWN.
Placement Supervisor.

STATISTICAL REPORT INDUSTRIAL SCHOOLS ADVISORY BOARD
 ANALYSIS OF RESIDENTS OF INDUSTRIAL SCHOOLS AS OF MARCH 31st, 1937
 NUMBER OF CASES REVIEWED

SCHOOL	Designations	Applications for Schools Approved	Applications for Schools Refused	Returns to Institutions	Paroles Recommended to Minister	Paroles Refused	Transfer of Wardship from Alexandra School to Galt Training School	Attendance Reports	Placement Reports	Wardship Terminated	Requests for Termination Refused	Deaths Reported	TOTAL
Girls' Training School, Galt	21	4	2	18	148	9	30	106	184	47	1	1	570
St. Mary's Industrial School, Toronto	22	6	61	19	219	75	12	414
St. John's Industrial School, Toronto	51	8	73	6	210	166	35	579
St. Joseph's Industrial School, Alfred	40	7	30	26	199	70	25	1	398
Boys' Training School, Bowmanville	138	32	29	212	16	379	495	110	4	1	1,416
	272	36	2	68	524	76	30	1,143	990	229	4	3	3,377

Number of meetings held.....46
 Average number of cases reviewed at each meeting.....73

ANALYSIS OF PAROLES

To boarding home to attend school.....	89
To boarding home to learn domestic work or trade.....	11
To boarding home to seek employment.....	10
To boarding home as health measure.....	15
To free home to continue schooling.....	4
To employers on working agreements.....	182
To own home to attend school.....	40
To own home to assist parents.....	25
To own home to accept position already waiting.....	20
To own home to seek employment.....	86
To Sacred Heart Convent.....	10
To Working Boys' Home.....	13
To Other Institutions.....	19
	524

AVERAGE LENGTH OF STAY IN INSTITUTIONS

St. Mary's Industrial School.....	3 years and 2 months
St. John's Industrial School.....	2 years and 1 month
St. Joseph's Industrial School.....	2 years
Ontario Training School for Girls, Galt.....	1 year and 6 months
Ontario Training School for Boys, Bowmanville.....	1 year and 6 months

SCHOOL ROLL AND COMPARISON

	Capacity	In Attendance Oct. 31, 1933	In Attendance Oct. 31, 1934	In Attendance Mar. 31, 1935	In Attendance Mar. 31, 1936	In Attendance Mar. 31, 1937
Alexandra (Closed Mar., 1936).....	143	118	101	107
St. Mary's.....	90	78	68	71	65	59
St. John's.....	185	95	87	90	102	107
St. Joseph's.....	150	47	60	64	69	93
Victoria (Closed Nov., 1934)....	280	165	92
Galt.....	50	25	47	46	52	46
Bowmanville.....	180	116	138	194	172	188
Total	1,078	644	593	572	460	493
Girls.....		221	216	224	117	105
Boys.....		423	377	348	343	388

AGES OF RESIDENTS OF SCHOOLS AS OF MARCH 31, 1937

Age	St. Mary's	St. John's	St. Joseph's	Galt	Bowmanville	Total	Percentage
8.....	1	1	.2
9.....	2	2	.4
10.....	...	2	2	...	4	8	1.6
11.....	1	7	9	...	15	32	6.5
12.....	1	10	6	...	17	34	6.9
13.....	4	14	19	6	23	66	13.4
14.....	5	19	12	11	39	86	17.4
15.....	13	31	20	18	45	127	25.8
16.....	20	19	14	8	38	99	20.1
17.....	10	4	9	1	4	28	5.7
18.....	4	...	2	2	...	8	1.6
19.....	1	1	2	.4
	59	107	93	46	188	493	100%

NUMBER OF COURT APPEARANCES PRIOR TO COMMITMENTS OR
ADMISSIONS

SCHOOL	None	1	2	3	4	5 or over	Total
St. Mary's	43	10	4	1	1	...	59
St. John's	27	25	16	18	6	15	107
St. Joseph's	33	30	12	6	4	8	93
Galt	31	12	1	2	46
Bowmanville	59	48	32	21	12	16	188
Total	193	125	65	46	23	41	493
Percentage	39.1	25.4	13.2	9.3	4.7	8.3	100%

FACTORS CONTRIBUTING TO DELINQUENCY

	St. Mary's School	St. John's School	St. Joseph's School	Galt School	Bowmanville School	Total	Percentage
Alcoholic parents	4	2	1	3	10	20	4.0
Desertion in the home	1	1	9	1	3	15	3.0
Either parent immoral	8	8	...	5	16	37	7.5
Either parent a mental defective	2	8	3	1	7	21	4.3
Either parent with court record	3	7	1	3	6	20	4.0
Father dead	2	10	7	1	13	33	6.7
Mother dead	7	10	16	6	12	51	10.4
Both Parents dead	1	1	...	4	6	1.2
Fair home but no control	6	25	24	8	43	106	21.5
Poor home and no control	20	26	23	12	51	132	26.8
Parents separated	6	9	8	6	23	52	10.6
	59	107	93	46	188	493	100%

NUMBER OF RETURNS TO SCHOOLS

School	Continuous Residence	Returned Once	Returned Twice	Returned Three Times	Total
St. Mary's	55	4	59
St. John's	101	3	1	2	107
St. Joseph's	87	5	1	...	93
Galt	41	5	46
Bowmanville	160	20	7	1	188
Total	444	37	9	3	493
Percentage	90.0	7.5	1.9	.6	100%

NUMBER OF ESCAPES DURING ENTIRE RESIDENCE

SCHOOL	Never Escaped	1 Escape	2 Escapes	3 Escapes	4 Escapes	5 Escapes	Total
St. Mary's	57	1	1	59
St. John's	104	2	1	107
St. Joseph's	72	14	4	1	1	1	93
Galt	32	7	5	2	46
Bowmanville	118	33	16	12	1	8	188
Total	383	57	27	15	2	9	493
Percentage	77.7	11.6	5.5	3.	.4	1.8	100%

ACTIVITIES OF RESIDENTS

	St. Mary's School	St. John's School	St. Joseph's School	Galt School	Bowmanville School	Total	Percentage
Number of Inmates spending full time in the classrooms	22	17	26	...	41	106	21.5
Number of Inmates spending part time in the classrooms	35	86	52	37	128	338	68.6
Number of Inmates spending full time in vocational shops	2	4	15	9	19	49	9.9
Number of Inmates spending part time in vocational shops	35	86	52	37	128	338	68.6
Girls' Occupational Activities:							
Cooking and Sewing	34
General Domestic	37	8
Hairdressing	4
Boys' Occupational Activities:							
Barber Shop	...	1
Basketry	1
Carpentry	16
Culinary	...	24	1	...	5
Farming and Horticulture	...	11	2	...	47
House Maintenance	...	2	3	...	3
Leather Work	1
Metal Work	27
Printing	...	11
Shoemaking and Repairing	...	18	31
Tailoring	...	23	32	...	6
Woodworking	27

MENTALITY OF RESIDENTS AS OF MARCH 31st, 1937

	I.Q.	St. Mary's	St. John's	St. Joseph's	Galt	Bowmanville	Total	Percentage
Morons	45-60	4	7	7	...	5	23	4.7
High-Grade Morons	60-70	6	5	17	6	27	61	12.4
Borderline	70-80	24	31	39	9	30	133	27.0
Dull Normal	80-90	14	34	16	20	63	147	29.8
Normal	90-100	8	19	12	9	42	90	18.2
Normal	100-110	3	7	2	1	17	30	6.1
Superior 110 and over	4	...	1	4	9	1.8
		59	107	93	46	188	493	100%

COMMITMENTS AND ADMISSIONS

	St. Mary's School	St. John's School	St. Joseph's School	Galt School	Bowmanville School	Total	Percentage
Courts	59	107	93	33	145	437	88.6
Minister of Public Welfare	12	43	55	11.2
Provincial Supt. C.A.S.	1	...	1	.2
Total	59	107	93	46	188	493	100%

WHERE COMMITTED FROM

	St. Mary's School	St. John's School	St. Joseph's School	Galt School	Bowmanville School	Total	Percentage
Border Cities	4	23	...	4	12	43	8.7
Hamilton	8	9	...	5	8	30	6.1
London	3	2	...	3	8	16	3.3
Ottawa	1	...	26	1	5	33	6.7
Toronto	10	19	...	8	47	84	17.0
Other Points	33	54	67	25	108	287	58.2
Total	59	107	93	46	188	493	100%

RACE OF RESIDENTS

	St. Mary's School	St. John's School	St. Joseph's School	Galt School	Bowmanville School	Total	Percentage
Caucasian	58	107	92	46	176	479	97.2
Indian	1	...	1	...	4	6	1.2
Hebrew	4	4	.8
Negro	4	4	.8
Total	59	107	93	46	188	493	100%

MISCELLANEOUS INFORMATION

	St. Mary's School	St. John's School	St. Joseph's School	Galt School	Bowmanville School	Total	Percentage
Child a ward of C.A.S. when committed	10	9	4	11	29	63	12.8
Illegitimate birth	3	7	...	4	11	25	5.1

CAUSES OF DELINQUENCY

	St. Mary's School	St. John's School	St. Joseph's School	Galt School	Bowmanville School	Total	Percentage
Associations	12	30	24	5	48	119	24.1
Heredity	1	2	1	2	3	9	1.8
Home Conditions	43	67	67	38	127	342	69.4
Mentality	3	8	1	1	10	23	4.7
Total	59	107	93	46	188	493	100%

STATISTICAL REPORT OF COUNTY HOUSES OF REFUGE — RECEIPTS AND DISBURSMENTS

County	Location	Approximate Value of Buildings	Approximate Value of Contents	Approximate Value of Land	Number of Acres	RECEIPTS				EXPENDITURES			Average Number of Residents	Average Weekly Cost Per Resident	Average Daily Cost Per Resident
						Receipts from Farm Sold and Consumed	Receipts from Paying Residents	Receipts from Old Age Pensioners	Received from Treasurer	Total Receipts	Total Cost of Maintenance				
Brantford	Brantford	\$ 120,000.00	\$ 5,000.00	\$ 20,000.00	45	2,022.74	1,437.50	4,779.25	11,466.22	16,877.71	15,287.42	75	5.18	\$ 5.18	
Bruner	Walkerton	36,000.00	5,550.00	1,000.00	62	2,216.72	565.41	3,812.62	7,418.72	11,972.04	11,972.04	45	5.12	\$ 5.12	
Elgin	St. Thomas	42,000.00	2,000.00	1,700.00	100	864.75	3,977.93	1,328.29	6,632.56	10,871.74	10,871.74	32	5.07	\$ 5.07	
Essex	Leamington	25,000.00	7,000.00	13,000.00	65	3,975.03	413.05	2,225.51	10,636.84	15,805.37	15,805.37	60	2.76	\$ 2.76	
Grey	Markdale	77,000.00	4,000.00	3,500.00	91	2,296.64	1,754.33	1,754.33	6,793.48	11,311.70	11,311.70	79	2.70	\$ 2.70	
Haldimand	Dunnville	35,000.00	11,500.00	7,000.00	100	984.69	701.00	1,754.00	4,073.15	8,112.83	8,112.83	38	4.10	\$ 4.10	
Hastings	Bellville	75,000.00	6,000.00	20,000.00	75	1,923.52	882.39	5,598.13	7,941.41	14,807.28	16,345.45	86	3.48	\$ 3.48	
Huron	Clinton	70,000.00	10,000.00	5,000.00	151	6,707.38	2,625.88	6,761.22	11,414.44	20,950.65	18,648.21	92	3.59	\$ 3.59	
Kent	Chatham	33,000.00	3,000.00	7,500.00	50	859.83	2,657.15	4,327.33	9,663.30	15,033.98	15,033.98	69	4.19	\$ 4.19	
Lambton	Sarnia	70,000.00	9,000.00	6,000.00	60	722.63	1,033.26	3,105.00	7,521.96	12,442.25	12,442.25	52	4.00	\$ 4.00	
Lanark	Perth	48,000.00	7,000.00	3,000.00	60	10,797.95	1,470.14	5,470.97	1,428.34	18,824.40	17,396.06	80	4.07	\$ 4.07	
Leeds and Grenville	Missis	50,000.00	10,000.00	3,000.00	100	1,009.80	1,200.00	1,108.66	3,498.80	6,817.26	6,817.26	36	3.61	\$ 3.61	
Lincoln	St. Catharines	62,500.00	12,900.00	15,000.00	70	5,075.57	2,991.68	1,500.00	5,707.02	12,584.20	12,584.20	63	3.84	\$ 3.84	
Middlesex	Strathroy	55,500.00	16,500.00	6,000.00	135	1,690.51	385.00	2,615.54	6,767.22	13,734.58	13,734.58	74	3.57	\$ 3.57	
Norfolk	Simcoe	71,000.00	10,000.00	3,000.00	100	3,353.03	508.00	3,893.70	12,930.07	17,278.01	17,278.01	62	5.36	\$ 5.36	
Northumberland and Durham	Cobourg	60,000.00	5,000.00	8,000.00	70	3,210.77	508.00	4,762.75	20,333.40	25,812.93	25,812.93	75	6.80	\$ 6.80	
Ontario	Whitby	30,000.00	3,500.00	5,000.00	28	2,226.34	488.14	4,935.94	8,179.10	16,569.86	16,569.86	78	4.08	\$ 4.08	
Oxford	Woodstock	74,000.00	6,000.00	10,000.00	100	4,960.79	2,952.50	7,581.63	2,000.00	13,795.42	13,795.42	93	4.17	\$ 4.17	
Peel and Halton	Brampton	50,000.00	3,000.00	5,000.00	53	663.58	1,482.51	3,120.00	5,250.35	10,519.44	10,519.44	60	3.38	\$ 3.38	
Perth	Stratford	30,000.00	2,000.00	5,000.00	96	845.84	346.50	2,503.33	2,639.31	6,071.42	6,071.42	16	7.27	\$ 7.27	
Preferborough	Lakeland	35,000.00	1,000.00	3,500.00	100	2,040.00	269.00	3,484.16	10,143.27	14,055.58	14,055.58	62	4.17	\$ 4.17	
Prescott and Russell	L'Orignal	35,000.00	7,000.00	3,500.00	45	2,040.00	269.00	3,484.16	10,143.27	14,055.58	14,055.58	62	4.17	\$ 4.17	
Prince Edward	Pictou	35,000.00	11,000.00	3,500.00	100	2,040.00	269.00	3,484.16	10,143.27	14,055.58	14,055.58	62	4.17	\$ 4.17	
Simcoe	Berton	53,000.00	9,900.00	8,000.00	45	2,040.00	269.00	3,484.16	10,143.27	14,055.58	14,055.58	62	4.17	\$ 4.17	
Stormont, Dundas, Glengarry	Cornwall	52,000.00	13,000.00	5,000.00	200	1,626.56	856.01	4,828.00	16,723.23	20,058.29	20,058.29	103	3.74	\$ 3.74	
Victoria	Lindsay	92,450.00	11,900.00	8,000.00	140	1,626.56	856.01	4,828.00	16,723.23	20,058.29	20,058.29	103	3.74	\$ 3.74	
Waterloo	Windsor	195,000.00	20,000.00	15,000.00	65	11,711.77	2,172.52	7,447.50	25,853.47	47,085.33	47,085.33	172	6.27	\$ 6.27	
Welland	Kitchener	42,000.00	12,000.00	9,000.00	105	3,003.27	1,692.99	3,450.00	16,089.98	16,408.94	16,408.94	62	5.09	\$ 5.09	
Wellington	Perth	80,000.00	65,000.00	5,000.00	60	1,692.99	2,749.32	3,450.00	16,089.98	16,408.94	16,408.94	62	4.51	\$ 4.51	
Wentworth	Dundas	14,000.00	6,000.00	13,000.00	188	1,692.99	2,749.32	3,450.00	16,089.98	16,408.94	16,408.94	62	4.26	\$ 4.26	
York	New Market	150,000.00	6,000.00	13,000.00	130	1,439.25	955.00	6,626.99	6,387.65	14,509.70	14,509.70	93	3.02	\$ 3.02	
Total		\$1,927,250.00	\$22,450.00	\$25,200.00	2,801	\$83,812.27	\$16,421.26	\$124,527.81	\$253,945.68	\$483,110.44	\$480,650.24	70	4.37	\$ 4.37	

The Haven.....	2,643.62	1,666.50	4,749.23	1,601.88	8,226.92	18,888.15
House of Industry.....	778.00	4,778.53	4,420.60	227.78	16,611.93
House of Providence.....	15,687.77	17,741.20	63.31	3,107.72	113,081.82
Humewood House.....	758.90	689.60	135.49	6,287.08	7,995.23
Ind. Order of Oddfellows Home.....	350.00	7,317.50	2,157.26	5,019.60	278.56	36,847.53
Industrial Refuge.....	2,519.90	2,038.00	2,122.40	332.18	30,498.82
Jewish Old Folks Home.....	4,222.92	623.80	3,140.77	13,300.60	28,918.59
Julia Green Shields Home.....	1,130.68	290.50	1,231.75	4,657.15	14,996.24
Pentecostal Bethel.....	6,561.45	598.25	1,219.27	2,943.10
St. Mary's Convalescent Home.....	593.18	1,950.00	60.00	450.00	9,117.77
Salvation Army Aged Men's Home.....	3,795.41	890.35	541.62	5,976.54
Salvation Army Rescue Home.....	807.55	826.55	361.68	12,448.04
Victor Home.....	1,174.10	1,843.54	4,527.64
Monastery of Our Lady of Charity.....	7,717.56	21,468.76
Total.....	\$ 177,937.40	\$ 161,934.91	\$ 74,754.30	\$ 53,878.65	\$ 115,537.90	\$ 993,364.60

DISTRICT HOUSES OF REFUGE

District of Nipissing House of Refuge.....	\$ 134.00	\$ 2,611.11	\$ 8,192.79	\$ 234.35	\$ 13,122.65
Parry Sound District House of Refuge.....	765.22	2,178.15	498.10	18.00	8,470.57
District of Algoma House of Refuge.....	781.00	3,816.00	13,823.71	22,533.07
Total.....	\$ 1,680.22	\$ 8,605.26	\$ 25,429.61	\$ 252.35	\$ 44,126.29

CITY REFUGES
COST OF MAINTENANCE

Name of Refuge	Location	Total Collective Days Stay of Residents	Total Cost of Dietaries	Other Maintenance Cost	Total Maintenance Cost	Average cost of each Resident per day
		\$	\$	\$	\$	\$
Belleville Home for the Aged	Belleville	5,107	725.88	2,233.35	2,959.23	.58
Widows' Home	Brantford	5,547	709.56	5,858.44	6,568.00	1.20
Home for the Friendless	Chatham	8,358	1,759.79	5,234.83	6,994.62	.83
St. Paul's Home	Cornwall	24,082	4,130.36	14,172.62	18,302.98	.76
House of Providence	Dundas	45,344	11,343.45	28,609.83	39,953.28	.88
Elliot Home	Guelph	7,801	3,923.86	11,933.36	15,857.22	2.07
House of Providence	"	11,446	2,500.74	12,050.90	14,551.64	1.29
Aged Women's Home	Hamilton	18,623	3,303.55	10,306.19	13,609.74	.73
Home for the Aged and Infirm	"	75,402	15,151.11	37,596.33	52,747.44	.70
Home for Friendless Women and Infants	Kingston	14,825	1,517.44	3,061.94	4,579.38	.31
House of Providence	"	65,129	20,535.79	31,260.72	51,796.51	.79
House of Refuge	"	9,638	2,736.56	6,487.16	9,223.72	.97
House of Providence	London	57,003	16,887.99	17,869.60	34,757.59	.61
McCormick Home for the Aged	"	33,103	5,961.46	27,051.36	33,012.82	.99
The Agnes Stroud Home	"	14,191	2,338.48	27,198.92	29,537.40	2.07
Bronson Memorial Home	Ottawa	"	3,057.66	7,718.28	10,775.94	1.11
May Court Club Convalescent Home	"	9,526	1,461.27	4,146.06	5,607.33	1.92
Monastery of Our Lady of Charity	"	2,977	6,457.25	22,732.31	29,189.56	.62
Protestant Home for the Aged	"	47,433	1,418.58	5,517.61	6,936.19	.79
St. Charles Hospice	"	8,686	31,421.65	62,643.19	94,064.84	.81
St. Mary's Home	"	116,063	2,680.88	5,544.52	8,225.40	.66
St. Patrick's Home (Refuge)	"	12,404	4,965.80	8,624.25	13,590.05	.39
Anson House	Peterborough	34,977	2,849.04	8,482.94	11,331.98	.91
St. Joseph's House of Providence	"	12,501	5,935.37	18,175.34	24,110.71	1.07
Thomas Williams Home	"	22,703	1,740.55	6,418.86	8,159.41	.93
Aged Men's Home	St. Thomas	8,602	1,740.55	6,418.86	8,159.41	.93
Aged Women's Home	Toronto	20,757	5,734.75	13,507.71	19,242.46	.92
Church Home for the Aged	"	43,947	11,131.15	25,289.10	36,420.25	.85
Good Shepherd Industrial Refuge	"	15,660	6,139.53	14,156.71	20,296.24	1.29
The Haven	"	58,705	17,062.18	41,282.90	58,345.08	.99
		16,388	2,563.19	16,324.96	18,888.15	1.15

House of Industry	Toronto	57,033	7,798.31	8,813.62	16,611.93	.29
House of Providence	"	152,567	38,337.95	74,743.87	113,081.82	.74
Humewood House	"	9,565	1,903.84	6,091.39	7,995.23	.84
Industrial Refuge	"	20,880	5,131.97	25,363.85	30,498.82	1.47
Jewish Old Folks Home	"	28,159	7,746.63	21,171.96	28,918.59	1.03
Julia Greenshields Home	"	14,303	3,619.65	11,376.59	14,996.24	1.42
Ontario Oldfellows Home	"	13,432	6,025.46	29,717.43	35,742.59	2.65
Pentecostal Bethel Home	"	3,428	713.70	2,229.40	2,943.10	.90
St. Mary's Convalescent and Rest Home	"	12,641	2,874.75	6,243.02	9,117.77	.71
Salvation Army Aged Men's Home	"	8,370	1,718.36	4,257.88	5,976.24	.71
Salvation Army Rescue and Receiving Home	"	12,200	2,335.28	10,152.76	12,488.04	1.04
Victor Home	"	9,697	1,502.31	3,025.33	4,527.64	.48
Our Lady of Charity Refuge	Windsor	12,301	1,664.38	19,804.38	21,468.76	1.73
TOTAL		1,181,707	\$279,250.46	\$ 724,481.47	\$1,004,001.93	\$1.00

DISTRICT REFUGES

District of Nipissing House of Refuge	North Bay	15,767	2,724.93	10,397.72	13,122.65	.84
Parry Sound District House of Refuge	Powassan	10,287	1,939.77	6,530.80	8,470.57	.83
District of Algoma House of Refuge	Sault Ste. Marie	33,844	5,910.19	16,622.88	22,533.07	.66
TOTAL		59,898	\$ 10,574.89	\$33,551.40	\$44,126.29	.78

CITY REFUGES
RESIDENTS

Name of Refuge	Location	Number of Beds	Number of Residents on January 1st, 1936	Number Admitted During Year	Total Number Under Lodgement During Year	Total Number Discharged During Year	Number of Deaths During Year	Number Remaining in on December 31, 1936
Belleville Home for the Aged	Belleville	23	12	11	23	7	1	15
Widows' Home	Brantford	16	15	3	18	3	0	15
Home for the Friendless	Chatham	50	26	8	34	12	1	21
St. Paul's Home	Cornwall	100	62	38	100	25	10	65
House of Providence	Dundas	170	136	84	220	74	25	121
Elliott Home	Guelph	40	24	15	39	13	4	22
House of Providence	"	36	33	30	63	22	7	34
Aged Women's Home	Hamilton	52	51	7	58	0	6	52
Home for the Aged and Infirm	"	220	211	67	278	43	35	200
Home for the Friendless Women and Infants	Kingston	45	38	48	86	47	1	38
House of Providence	"	220	175	159	334	101	35	198
House of Refuge	"	50	23	24	47	11	0	36
House of Providence	London	200	155	84	239	60	20	159
McCormick Home for the Aged	"	100	87	35	122	28	7	87
The Agnes Stroud Home	Ottawa	43	38	103	141	112	0	29
Bronson Memorial Home	"	32	29	6	35	10	3	22
May Court Club Convalescent Home	"	18	8	138	146	138	0	8
Monastery of Our Lady of Charity	"	250	126	73	199	70	0	129
Protestant Home for the Aged	"	44	26	8	34	7	4	23
St. Charles Hospice	"	380	305	125	430	50	65	315
St. Mary's Home	"	50	18	56	74	52	0	22
St. Patrick's Home (Refuge)	"	118	106	19	125	22	9	94
Anson House	Peterborough	45	36	63	99	59	4	36
St. Joseph's House of Providence	"	74	68	24	92	21	8	63
Thomas Williams Home	St. Thomas	28	22	7	29	1	2	26
Aged Men's Home	Toronto	59	58	31	89	19	12	58
Aged Women's Home	"	122	122	29	151	15	17	119
Church Home for the Aged	"	44	43	13	56	10	4	42
Good Shepherd Industrial Refuge	"	190	163	61	224	59	1	164
The Haven	"	55	42	57	99	48	0	51
House of Industry	"	178	157	98	255	86	13	156
House of Providence	"	514	419	427	846	364	42	440

Hamewood House.....	Toronto.....	20	27	71	98	70	0	28
Independent Order of Odd Fellows (Refuge).....	".....	70	40	4	44	2	7	35
Industrial Refuge.....	".....	90	52	51	103	48	0	55
Jewish Old Folks Home.....	".....	82	73	36	109	5	19	85
Julia Greenshields Home.....	".....	30	27	5	32	2	0	30
Pentecostal Bethel Home.....	".....	14	3	38	41	31	1	6
St. Mary's Convalescent and Rest Home.....	".....	40	33	42	75	35	1	39
Salvation Army Aged Men's Home.....	".....	33	22	16	38	11	2	25
Salvation Army Rescue and Receiving Home.....	".....	33	30	455	485	453	0	32
Victor Home.....	".....	50	30	79	109	96	0	13
Our Lady of Charity Refuge.....	Windsor.....	40	37	15	52	21	0	31
TOTAL.....		4,068	3,208	2,763	5,971	2,306	366	3,239

DISTRICT REFUGES

District of Nipissing House of Refuge.....	North Bay.....	60	42	32	71	11	11	52
Parry Sound District House of Refuge.....	Powassan.....	37	26	22	48	6	5	37
District of Algoma House of Refuge.....	Sault Ste. Marie.....	96	95	20	115	12	7	96
TOTAL.....		193	163	74	237	29	23	185

ORPHANAGES
RESIDENTS

Name of Orphanage	Location	Number of Beds	Number of Residents on January 1, 1936	Number Admitted During Year	Total Number Under Lodgement During Year	Total Number Discharged During Year	Number of Deaths During Year	Number Remaining in on December 31, 1936
St. Joseph's Orphanage	Cobourg	35	26	10	36	13	23
Nazareth Orphanage	Cornwall	60	47	29	76	25	51
St. Joseph's Orphanage	Fort William	132	112	110	222	91 2	129
Boys' Home	Hamilton	60	25	4	29	4	25
Girls' Home	"	45	45	15	60	19	41
Home of the Friendless and Infants' Home	"	120	75	135	210	122 1	87
St. Mary's Orphanage	"	140	114	95	209	80	129
Salvation Army Rescue Home	"	20	16	117	133	111	22
St. Joseph's Orphanage	Hearst	87	69	48	117	32	85
Orphans' Home and Widows' Friend Society	Kingston	20	21	32	53	35	18
St. Mary's of the Lake Orphanage	"	100	66	27	93	43 1	49
Kitchener Orphanage	Kitchener	30	19	17	36	15	21
Mount St. Joseph Orphanage	London	150	86	34	120	27	93
Protestant Orphans' Home	"	55	46	8	54	9	45
Ronald and Roy Gray Memorial Home	"	35	26	13	39	16	23
Salvation Army Rescue Home	"	25	35	128	163	129	34
Protestant Children's Village	Ottawa	50	29	67	96	72	24
St. Joseph's Orphanage	"	270	207	111	318	69	249
St. Patrick's Home (Orphanage)	"	80	56	29	85	25	60
Salvation Army Rescue Home	"	60	53	124	177	133 3	41
St. Vincent's Orphanage	"	25	16	16	32	32
Loyal True Blue and Orange Home	Peterborough	200	123	64	187	49	138
St. Agatha Orphans' Home	Richmond Hill	86	51	27	78	19	59
Protestant Orphans' Home	St. Agatha	36	20	7	27	2	25
D'Youville Orphanage	St. Catharines	54	53	25	78	24 1	53
Boys' Home	Sudbury	55	38	32	70	27	43
Carmelite Orphanage	Toronto	58	44	8	52	11	41
Catholic Welfare Bureau	"	319	287	132	419	99 1	319
Independent Order of Odd Fellows Orphanage	"	20	15	13
Infants' Home and Infirmary	"	307	372	520	892	585	307

Jewish Children's Bureau.....	285	101	72	173	74	99
Protestant Children's Homes.....	178	237	216	453	275	178
Sacred Heart Orphanage.....	85	38	22	60	13	47
Salvation Army Girls' Home.....	40	28	25	53	18	35
St. Mary's Infants' Home.....	37	34	119	153	115	37
Working Boys' Home.....	48	44	95	139	97	41
TOTALS.....	3,407	2,674	2,533	5,207	2,480	2,716
					11	

ORPHANAGES
RECEIPTS

Name of Orphanage	Location	Receipts from Paying Residents	Receipts from Municipalities for Indigent Residents	Grants from Municipalities— Federal Government, Etc.	Provincial Grant	Receipts, Investments, Endowments, etc.	Total Receipts
St. Joseph's Orphanage	Cobourg	1,870.00	\$ 96.00	\$ 1,152.00	\$ 546.85	\$ 5,283.55	\$ 7,078.40
Nazareth Orphanage	Cornwall	2,073.75	750.00	11,692.87	934.75	9,187.79	13,215.33
St. Joseph's Orphanage	Fort William	1,091.48		3,080.25	1,782.85	3,151.54	19,451.01
Girls' Home	Hamilton	516.00		2,021.00	834.00	4,861.84	9,867.97
Boys' Home	"	6.00	1,142.25	10,180.80	455.25	4,461.48	7,576.91
Home of the Friendless and Infants' Home	"	4,563.95		6,932.58	1,883.15	3,804.39	17,016.59
St. Mary's Orphanage	"	3,789.38	66.00	100.00	2,293.90	13,180.75	40,907.86
Salvation Army Rescue Home	Hearst	1,227.51			175.00	2,386.35	8,179.03
St. Joseph's Orphanage	Kingston	402.00			1,148.90	6,547.85	11,924.26
Orphans' Home and Widows' Friend Society	"	1,393.39			974.30	6,392.33	9,450.79
St. Mary's of the Lake Orphanage	"	1,130.31		325.00	1,249.45	10,982.96	26,179.53
Kitchener Orphanage	Kitchener	931.00	1,619.06	2,400.00	307.95	5,243.26	7,006.55
Mount St. Joseph Orphanage	London	1,427.50		1,200.00	1,711.65	28,886.97	43,952.73
Protestant Orphans' Home	"	2,631.09			932.70	6,734.15	10,294.55
Ronald and Roy Gray Memorial Home	"	7,774.71	114.75	566.66	1,150.75	4,983.10	14,735.71
Salvation Army Rescue Home	"	1,331.27		1,383.40	508.70	10,982.78	14,206.15
Protestant Children's Village	Ottawa	3,891.75		18,871.64	4,489.60	17,442.42	46,697.43
St. Joseph's Orphanage	"	2,684.30		251.20	1,073.30	3,917.30	7,926.10
St. Patrick's Home (Orphanage)	"	1,742.40	688.30		1,127.70	3,312.24	9,004.14
Salvation Army Rescue Home	"	144.00		200.00	298.00	3,560.00	4,552.00
St. Vincent's Orphanage	Peterborough	1,687.34			2,425.60	32,856.61	36,969.55
Loyal True Blue and Orange Home	Richmond Hill	769.00		1000.00	976.35	8,860.13	11,605.48
St. Agatha Orphans' Home	St. Agatha	559.85			319.60	5,205.91	7,077.61
Protestant Orphans' Home	St. Catharines	1,317.75		1,053.05	1,053.05	3,350.56	5,721.36
D'Youville Orphanage	Sudbury	2,626.81		774.90	746.70	8,352.85	12,922.80
Boys' Home	Toronto	1,590.95			918.75	18,072.36	21,282.15
Carmelite Orphanage	"	4,675.63		8,800.40	3,317.60		16,794.63
Catholic Welfare Bureau	"				300.50	16,466.00	16,856.50
Independent Order of Odd Fellows Orphanage	"				7,073.90	51,806.67	124,782.20
Infants' Home and Infirmary	"	11,774.31	51,732.87				

Jewish Children's Bureau.....	1,543.60	3,407.60	13,600.12	1,953.10	12,708.80	33,295.82
Protestant Children's Bureau.....	15,863.39	4,710.95	46,999.57	67,573.91
Sacred Heart Orphanage.....	488.83	820.15	11,483.49	12,792.47
Salvation Army Girls' Home.....	1,269.23	605.80	2,842.36	7,653.15
St. Mary's Infants' Home.....	471.33	1,574.00	6'9 42	1,046.15	10,204.41	15,730.37
Working Boys' Home.....	7,715.38	500.00	1,368.10	2,132.27	11,715.75
Total.....	\$ 80,081.85	\$ 80,084.22	\$ 85,732.24	\$ 52,359.35	\$ 389,116.53	\$ 739,339.87

ORPHANAGES
COST OF MAINTENANCE

Name of Orphanage	Location	Total Collective Days Stay of Residents	Total Cost of Dietaries	Other Maintenance Cost	Total Maintenance Cost	Average Cost of Each Resident Per Day
St. Joseph's Orphanage	Cobourg	9,544	1,312.53	\$ 5,704.29	\$ 7,016.82	\$0.74
Nazareth Orphanage	Cornwall	17,013	3,284.65	9,930.68	13,215.33	.78
St. Joseph's Orphanage	Fort William	37,273	6,059.57	13,397.83	19,457.40	.52
Boys' Home	Hamilton	8,687	1,707.53	5,869.41	7,576.94	.87
Girls' Home	"	15,919	3,265.33	6,602.04	9,867.37	.62
Home of the Friendless and Infants' Home	"	31,861	6,198.08	10,818.51	17,016.59	.53
St. Mary's Orphanage	"	45,779	10,689.09	30,218.77	40,907.86	.89
Salvation Army Rescue Home	"	7,570	1,717.58	6,461.45	8,179.03	1.08
St. Joseph's Orphanage	Hearst	21,736	4,112.24	7,435.31	11,547.55	.47
Orphans' Home and Widows' Friend Society	Kingsston	7,986	752.30	8,698.49	9,450.79	1.18
St. Mary's of the Lake Orphanage	"	20,755	4,999.98	21,179.55	26,179.53	1.26
Kitchener Orphanage	Kitchener	7,652	1,000.11	6,006.41	7,006.55	.92
Mount St. Joseph Orphanage	London	33,132	6,923.01	37,029.72	43,952.73	1.33
Protestant Orphans' Home	"	17,248	2,238.01	8,056.31	10,294.35	.59
Ronald and Roy Gray Memorial Home	"	8,369	2,242.99	5,100.26	7,343.25	.88
Salvation Army Rescue Home	"	14,843	3,201.95	11,533.76	14,735.71	.99
Protestant Children's Village	"	10,562	2,409.19	11,796.96	14,206.15	1.35
St. Joseph's Orphanage	Ottawa	91,202	13,098.13	33,599.30	46,697.43	.51
St. Patrick's Home (Orphanage)	"	21,079	2,755.95	3,613.19	6,369.14	.30
Salvation Army Rescue Home	"	16,965	2,061.77	6,942.37	9,004.14	.53
St. Vincent's Orphanage	Peterborough	5,691	746.70	3,805.80	4,552.50	.81
Loyal True Blue and Orange Home	Richmond Hill	48,376	6,412.12	30,557.43	39,969.55	.76
St. Agatha Orphans' Home	St. Agatha	18,518	927.14	10,678.34	11,605.48	.63
Protestant Orphans' Home	St. Catharines	6,279	1,155.63	5,921.98	7,077.61	1.13
D'Youville Orphanage	Sudbury	19,355	1,485.45	4,235.91	5,721.36	.30
Boys' Home	Toronto	14,788	3,230.62	9,692.18	12,922.80	.87
Carmelite Orphanage	"	15,666	2,612.70	18,669.45	21,282.15	1.36
Catholic Welfare Bureau	"	70,161	9,878.97	29,195.13	39,074.10	.56
Infants' Home and Infirmary	"	119,973	357.94	124,424.26	124,782.20	1.04

Independent Order of Odd Fellows Orphanage.....	"		3,012.72	14,948.72	17,961.44	3.46
Jewish Children's Bureau.....	"	5,195	11,289.10	22,006.72	33,295.82	.91
Protestant Children's Homes.....	"	36,526	446.81	67,127.10	67,573.91	.85
Sacred Heart Orphanage.....	"	79,637	3,729.75	9,062.72	12,792.47	.80
Salvation Army Girls' Home.....	"	16,055	2,005.48	5,647.67	7,653.15	.63
St. Mary's Infants' Home.....	"	12,145	5,842.22	9,888.15	15,730.37	1.10
Working Boys' Home.....	"	14,265	4,276.64	7,439.11	11,715.75	.78
		15,054				
Total		945,859	\$137,470.64	\$623,295.28	\$760,765.92	\$.80

CARE OF HANDICAPPED CHILDREN - 1936

Names of Organizations Reporting	ORTHOPAEDIC CASES										NON-ORTHOPAEDIC CASES							Disposition of all Cases	
	Cases Examined			Causes of Disabilities					Cases Examined				Causes of Disabilities			Admitted to hospital	Treated as out-patients		Appliances supplied
	Old	New	Total	Potmyelitis (Paralysis)	Congenital (from birth)	Rickets	Tuberculosis	Accidents	Others and unclassified	Old	New	Total	Nose, throat and ears	Eyes	Others and unclassified				
				Admitted to hospital															
Total of All Cases for 1936	Old	New	Total	Potmyelitis (Paralysis)	Congenital (from birth)	Rickets	Tuberculosis	Accidents	Others and unclassified	Old	New	Total	Nose, throat and ears	Eyes	Others and unclassified				
Alexandria Catholic Women's League.....	7	10	17	3	8	1	4	1	1	1	4	1	25	4	1	1	2	3	2
Amherstburg Rotary Club.....	2	2	4	1	1	1	1	1	1	1	1	1	40	3	25	2	2	2	3
Aylmer Rotary Club.....	4	3	4	2	1	1	1	1	1	1	1	1	14	14	14	14	14	14	12
Barrie Kiwanis Club.....	4	4	4	1	1	1	2	2	1	1	1	1	7	8	2	4	2	4	4
Belleville Kiwanis Club.....	5	14	19	2	1	2	4	10	13	13	13	13	21	21	21	21	21	21	7
Belleville Rotary Club.....	25	4	4	1	2	1	1	1	1	1	1	1	21	15	5	1	2	1	1
Blenheim Rotary Club.....	33	1	1	5	1	1	1	1	1	1	1	1	25	28	24	4	33	30	2
Bowmanville Rotary Club.....	14	1	1	1	1	1	1	1	1	1	1	1	13	13	6	7	7	7	1
Brampton Lions Club.....	38	19	18	9	14	3	2	3	6	6	6	6	1	1	1	1	5	32	35
Brantford Rotary Club.....	12	11	1	1	7	1	1	1	2	1	1	1	12	12	12	12	12	12	4
Brockville Shrine.....	13	1	1	1	1	1	1	1	1	1	1	1	2	2	2	2	2	2	1
Burlington Lions Club.....	3	1	1	1	1	1	1	1	1	1	1	1	2	2	2	2	2	2	1
Caledonia Club.....	2	1	1	2	2	2	2	2	2	2	2	2	2	2	2	2	2	2	1
Campbellford Rotary Club.....	96	4	34	38	36	2	2	2	2	2	2	2	58	58	49	8	1	24	10
Carleton Place "100" Club.....	8	4	4	4	3	3	3	3	3	3	3	3	4	4	4	4	4	4	3
Chatham Rotary Club.....	32	2	7	9	3	3	1	1	1	1	1	1	22	23	20	2	1	30	2
Cobalt Kiwanis Club.....	6	3	3	3	2	2	2	2	2	2	2	2	25	25	6	17	2	19	3
Cobourg Rotary Club.....	32	2	5	7	4	4	4	4	4	4	4	4	25	25	6	17	2	19	2
Cornwall Kiwanis Club.....	35	1	1	2	1	1	1	1	1	1	1	1	24	33	33	33	33	34	3
Dunnville Lions Club.....	16	2	3	5	3	1	1	1	1	1	1	1	11	11	11	11	11	11	1
Fort Erie Lions Club.....	16	8	4	12	2	3	2	1	1	3	3	3	4	4	4	4	4	4	3
Gananoque Rotary Club.....	16	8	4	12	2	3	2	1	1	3	3	3	4	4	4	4	4	4	1
Goderich Lions Club.....	44	15	8	23	11	6	1	1	1	3	3	3	12	21	6	10	5	19	16
Guelpch Rotary Club.....	27	16	10	26	12	8	1	1	1	3	3	3	12	21	6	10	5	19	5
Hamilton Big Sister Association.....	31	21	10	31	16	13	1	1	1	6	6	6	1	1	1	1	1	4	34
Hamilton Rotary Club.....	16	12	4	16	7	7	2	2	2	2	2	2	35	35	6	4	25	6	10
Hawkesbury Rotary Club.....	46	3	8	11	5	5	2	2	2	2	2	2	6	6	6	6	6	6	3
Huntsville Rotary Club.....	6	3	10	13	3	1	1	1	1	9	9	9	9	9	9	9	9	9	2
Kemptville Rotary Club.....	22	3	10	13	3	1	1	1	1	9	9	9	9	9	9	9	9	9	1
Kingston Rotary Club.....	41	4	4	8	35	3	1	4	31	5	5	5	17	22	1	6	15	26	45
Kitchener-Waterloo Rotary Club.....	104	4	4	8	35	3	1	4	31	5	5	5	17	22	1	6	15	26	45

Lindsay Rotary Club.....	20	7	9	16		11						4	4	7	1	4	4	5	3	2	4
London Kiwanis Club.....	7	4	12	16	5	9						1	1	7	1	1	1	5	3	3	3
London Rotary Club.....	16	6	10	16	7	4	2	1					19	20	3	12	5	14	5	13	18
Midland Kiwanis Club.....	36	4	6	10	3	2							27	32	32	32	8			32	42
Mimico-New Toronto Rotary Club.....	42												40	40	44	44					8
New Liskeard Kiwanis Club.....	40												51	51	50						
New Toronto Lions Club.....	41												144	214							
Niagara Falls Kiwanis.....	51											70									120
Niagara Falls Lions Club.....	214																				14
Niagara Falls Rotary Club.....	60	52	8	60	26	28		2	2	2										1	6
North Bay Rotary Club.....	9	9		9	2	7															9
Oakville Rotary Club.....	12																				
Ontario Society for Crippled Children.....	64	40	17	57	20	16	1	5	10	5				11	11	7	4				
Orillia Kiwanis Club.....	7	1	3	4	1	3							3	3	3	1	5			28	22
Oshawa Rotary Club.....	65	31	5	36	13	12		2	1	8	20			9	29	4	13	12	16	35	39
Ottawa "100" Club.....	2			1	1									1	1					1	
Ottawa Lions Club.....	52													52	52						52
Ottawa Rotary Club.....	86	78	8	86	47	27	1	11						28	30	28				28	76
Owen Sound Kiwanis Club.....	30																				
Owen Sound Rotary Club.....	37	10	9	19	12	4			3					7	11	18	4	6	8	6	13
Pembroke Kiwanis Club.....	61													61	61	50	10	1	51		11
Peterboro Kinsmen Club.....	87													53	87						
Peterboro Kiwanis Club.....	3			1	1					1				2	2					3	86
Peterboro Rotary Club.....	35	18	9	27	14	6	2	1	2	2	7			1	8	2				5	6
Petrolia Lions Club.....	21			5			4	1						16	16	5	10	1	6	6	3
Pictou Kiwanis Club.....	1																				
Port Arthur-Fort William Kiwanis Club.....	43	1	4	5	1									38	38					1	39
Port Colborne Lions Club.....	23	1												22	22	18	4			16	4
Port Hope Rotary Club.....	10			1	1									9	9					10	
Preston Rotary Club.....	34	22	7	29	3	5	2		2	17				5	5	3	2			18	4
Red Cross, Junior.....	105	11	25	36	6	14								10	59	69	12	38	19	28	46
Renfrew Rotary Club.....	68	6	4	10	4	4			1					58	58	43	15			49	17
Ridgetown Rotary Club.....	40	3	3	6	1	3			2					34	34	26	8			37	3
Ridgeway Lions Club.....	30													28	30	2	17	11	2	11	15
St. Catharines Rotary Club.....	61	34	18	52	19	21	2	1	4	5	5			4	9	7			2	24	16
St. Mary's Rotary Club.....	35	5	3	8	2	6								27	27	18				20	15
St. Thomas Kiwanis Club.....	39	18	18	36	9	15			1	6	5	2		1	3				3	9	4
Sarnia Rotary Club.....	46	34	11	45	8	20	1	6	4	6	1			1	1					19	20
Sault Ste. Marie Rotary Club.....	43	12	20	32	12	12	2	3	1	2	1			10	11	3			8	3	9
Seaforth Lions Club.....	35	12	12	24	11	5			6	2				11	11	7	4			23	13
Shrine—Mocha Temple.....	16	5	11	16	1	14															
Shrine—Rameses Temple.....	95	54	32	86	4	80			2					3	9	6				86	74
Simcoe Lions Club.....	65													59	65						65
Simcoe Rotary Club.....	23	11	9	20	4	7	1			7				3	3					3	2

CARE OF HANDICAPPED CHILDREN 1936—Continued

Names of Organizations Reporting	Total of All Cases for 1935			ORTHOPAEDIC CASES										NON-ORTHOPAEDIC CASES							Disposition of All Cases			
	Old	New	Total	Causes of Disabilities						Cases Examined				Causes of Disabilities			Admitted to Hospital	Treated as out-patients	Appliances supplied					
				Poliomyelitis (Infantile Paralysis)	Congenital (From birth)	Rickets	Tuberculosis	Accidents	Others and unclassified	Old	New	Total	Nose, throat and ears	Eyes	Others and unclassified									
Smith's Falls Rotary Club.....	7	4	2	2	1	1	1	1	1	1	1	1	1	1	1	1	1	1	1	1	2	5	5	
Stratford Rotary Club.....	46	17	15	15	2	2	2	2	2	2	2	2	2	2	2	2	2	2	2	2	29	17	16	
Sudbury Rotary Club.....	1	1	1	1	1	1	1	1	1	1	1	1	1	1	1	1	1	1	1	1	1	1	1	1
Tillsonburg Lions Club.....	7	1	1	1	1	1	1	1	1	1	1	1	1	1	1	1	1	1	1	1	1	1	1	1
Toronto Optimist Club.....	32	130	48	130	6	6	6	6	6	6	6	6	6	6	6	6	6	6	6	6	6	6	6	6
Toronto Rotary Club.....	368	292	76	368	8	8	8	8	8	8	8	8	8	8	8	8	8	8	8	8	8	8	8	8
Trenton Rotary Club.....	14	5	8	5	5	5	5	5	5	5	5	5	5	5	5	5	5	5	5	5	5	5	5	5
Weston-Mount Dennis Rotary Club.....	12	3	3	3	2	2	2	2	2	2	2	2	2	2	2	2	2	2	2	2	2	2	2	2
Whitby Rotary Club.....	4	3	3	3	1	1	1	1	1	1	1	1	1	1	1	1	1	1	1	1	1	1	1	1
Windsor Lions Club.....	360	122	32	122	27	27	27	27	27	27	27	27	27	27	27	27	27	27	27	27	27	27	27	27
Windsor Rotary Club.....	122	90	32	90	3	3	3	3	3	3	3	3	3	3	3	3	3	3	3	3	3	3	3	3
Woodstock Rotary Club.....	48	36	11	47	9	9	9	9	9	9	9	9	9	9	9	9	9	9	9	9	9	9	9	9
Totals.....	3,779	1,110	629	1,739	529	622	50	78	103	357	391	1,649	2,040	593	1,183	264	971	1,233	1,793					

SUPPLEMENTARY REPORT, 1936

Names of Organizations Reporting	Dental	Blind	Summer Camp	Extra Nourishment	Various Community Welfare Services	Names of Organizations Reporting	Dental	Blind	Summer Camp	Extra Nourishment	Various Community Welfare Services
Amherstburg Rotary Club						Ont. Society for Crippled Children					
Barrie Kiwanis Club						Oshawa Kiwanis Club					
Belleville Rotary Club						Oshawa Rotary Club					
Caledonia Club						Ottawa Rotary Club					
Campbellford Rotary Club						Port Arthur-Fort William Kiwanis					
Chatham Kiwanis Club						St. Thomas Kiwanis Club					
Hamilton Big Sister Association						Simcoe Lions Club					
Hamilton Gyro Club						Strathroy Lions Club					
Hamilton Lions Club						Toronto Civitan Club					
Hamilton Rotary Club						Toronto Kiwanis Club					
Kitchener-Waterloo Kiwanis Club						Toronto Rotary Club					
Listowel Community Club						Windsor Kinsmen Club					
London Rotary Club						Windsor Kiwanis Club					
Midland Kiwanis Club						Woodstock Rotary Club					
North Bay Lions Club											

Dental 2 clubs
 Blind 4 clubs
 Summer Camp 8 clubs
 Extra Nourishment 10 clubs
 Various Community Services 22 clubs

Note: A number of other clubs are known to come under this classification, but failure to send in their reports necessitated their names being left off this list.

ELEVENTH REPORT
OF THE
LIQUOR CONTROL BOARD
OF
ONTARIO

From April 1st, 1936 to March 31st, 1937

PRINTED BY ORDER OF
THE LEGISLATIVE ASSEMBLY OF ONTARIO
SESSIONAL PAPER No. 20, 1938



TORONTO .

Printed and Published by
T. E. Bowman, Printer to the King's Most Excellent Majesty

1 9 3 8

TORONTO, FEBRUARY 18th, 1938.

TO THE HONOURABLE ALBERT MATTHEWS,

Lieutenant-Governor of the Province of Ontario.

MAY IT PLEASE YOUR HONOUR:

The undersigned has the honour to transmit to Your Honour the Eleventh Report of the Liquor Control Board of Ontario for the year ended 31st March, 1937.

Respectfully submitted,

M. F. HEPBURN,

Prime Minister and President of the Council.

INDEX

	PAGE
Authorities for the Sale of Beer and Wine	11, 24 to 37
Breweries	8, 20 and 21
Brewers' Warehouses	8, 19 and 20
Druggists	12
Employees	16
Financial Statement	5, 6, 14, 15 and 16
Hotels	11
Payments to Municipalities	11
Permits	12
Permits and Licenses issued	22
Sales	7, 8, 10 and 15
Stores	8, 17 and 18
Summary by Municipalities of number of Authorities, and Standard Hotel Licenses issued, cancelled, etc.	24 to 37
Wineries	9, 10, 21 and 22

Liquor Control Board of Ontario

454 UNIVERSITY AVENUE, TORONTO 2, ONTARIO,
December 2nd, 1937.

TO THE HONOURABLE MITCHELL F. HEPBURN,
Prime Minister and Provincial Treasurer of Ontario,
Parliament Buildings, Toronto 5, Ontario.

Sir,—

I have the honour to submit herewith the Eleventh Report of the Liquor Control Board of Ontario for the twelve months' fiscal period which ended the 31st of March, 1937.

FINANCIAL STATEMENT

Included therewith is the Balance Sheet in which are set forth the assets and liabilities of the Board as of March 31st, 1937. Profit and Loss Account, and Surplus Account, prepared and certified to by Messrs. Brokenshire, Scarff and Company, Chartered Accountants, who conduct a current and extensive audit of all of the Board's activities.

The Balance Sheet shows the amount of fixed assets to be \$129,275.45. This item includes the value of the Board's real estate, consisting of the land and buildings situated at No. 154 Wellington Street West, Toronto, and No. 201 Victoria Avenue, Fort William, occupied as warehouses, less the depreciation on buildings which since the commencement of the Board's operations in June, 1927, until March 31st, 1937, has been provided, out of the Board's profits, to an extent of \$197,550.89. Included also is the value of furniture, fixtures, equipment and alterations in the various premises occupied by the Board, less the amount written off.

Other assets totalled \$2,392,889.24, being comprised of the following items:—

Cash on hand and in transit from branch banks	\$ 216,960.13
Accounts Receivable—hospital charge sales, beer levies, duty recoverable items, freight claims, fines, etc.	195,901.40
Inventories of liquors and supplies	1,961,548.05
Prepaid items	18,479.66

Liabilities amounted to \$1,565,795.94, as follows:—

Accounts Payable—for liquors and supplies, accrued charges, etc.....	\$1,555,289.33
Due Provincial Treasurer—(for permit sales and confiscated stock)	10,506.61

It will be observed that sales of permits during the twelve months amounted to a net figure of \$495,065.68 which with the amount unpaid from the previous year of \$7,350.45, totalled \$502,416.13, of which \$500,000.00 was remitted to the Provincial Treasurer, in accordance with the requirements of the Liquor Control Act of Ontario, Section 17 (2).

The item of \$8,090.48 represents a balance due to the Provincial Treasurer for forfeited liquor which was purchased by the Board after careful examination, and in accordance with the provisions of Section 114 (2) of the Act.

Contingent liabilities amounted to \$1,082,365.23. These items comprise the value of undelivered orders and, also, the amount of customs or excise duties which will have to be paid on the goods which were in bond on our premises on March 31st, when the same are cleared. These items are not chargeable against, nor do they affect the operations of the Board for the period under review.

The Profit and Loss Account shows sales for the twelve months from Liquor Control Board stores of \$20,733,367.71.

The Account shows a gross trading profit of \$7,610,228.86 and a net trading profit of \$5,869,206.77. This latter sum together with other revenue which amounted to \$3,091,394.19 resulted in a total profit of \$8,960,600.96, which is carried to the Surplus Account.

For the purpose of comparison, the percentage that the cost of stock sold, miscellaneous earnings and expenses and other revenue bear to the sales are given for the fiscal year of 1936 and the twelve months' period herewith reported upon.

The Surplus Account shows a balance at the commencement of the period of \$1,494,161.48, this being the amount of accumulated profits from previous years' operations which had not been transferred to the Provincial Treasurer. Added to this is the twelve months' profit of \$8,960,600.96 and \$1,606.31 covering sundry adjustments which resulted in an amount of \$10,456,368.75. From this amount \$9,500,000.00 was remitted to the Provincial Treasurer. The total payments to the Provincial Treasurer during the twelve months were, therefore:—

On Account of Profits	\$ 9,500,000.00
On Account of Permits	500,000.00
	\$10,000,000.00

Besides the Balance Sheet, Profit and Loss Account, and Surplus Account, statements showing summary of sales and the expenses of administration and operation for the twelve months are also attached. Again, for the purpose of comparison, the individual percentage which these expenses bear to the total sales is given for the twelve months and also for the preceding fiscal period, on the expense statement. The total expenses, including depreciation and items written off, for the twelve months amounted to \$1,741,022.09, as against \$1,768,401.75 for the preceding year; a decrease of \$27,379.66, or 1.5%. On March 31st, 1937, the staff comprised 830 employees as against a staff of 801 one year previously.

In addition, all Liquor Board stores, brewers' warehouses, breweries, and wineries privileged to sell alcoholic beverages in Ontario, as of March 31st, 1937, are set forth on Schedule III attached; a classification of permit and license sales appears on Schedule IV, and a summary of Authorities, Standard Hotel Licenses and Light Beer Permits issued, cancelled, suspended, surrendered, and reinstated during the year, with the number operative on March 31st, is set forth on Schedule V.

SALES

The sale of spirits, beer and wine from liquor stores during the twelve months amounted to \$20,733,367.71. Sales of beer from breweries and brewers' warehouses totalled \$31,621,194.25, and the sales of native wines made direct to customers from the Licensed native wine sales offices, and, where permitted, from the winery premises, amounted to \$1,660,637.35.

The following comparative sales statistics are given for the fiscal year under review and also for the preceding twelve months:—

VALUE

	Twelve Months ending March 31, 1936	Twelve Months ending March 31, 1937	Increase or Decrease	Percentage
Domestic Spirits.....	\$10,756,171.98	\$12,266,537.33	\$1,510,365.35	Inc. 14.0
Imported Spirits.....	4,309,782.45	5,183,489.91	873,707.46	Inc. 20.3
Domestic Wines.....	1,582,489.95	1,445,688.80	136,801.15	Dec. 8.6
Imported Wines.....	586,593.33	644,276.72	57,683.39	Inc. 9.8
Domestic Beers.....	1,219,758.15	1,114,811.45	104,946.70	Dec. 8.6
Imported Beers.....	75,862.30	78,563.50	2,701.20	Inc. 3.6
Total Sales from Liquor Stores..	\$18,530,658.16	\$20,733,367.71	\$2,202,709.55	Inc. 11.9
B. & B. W. Sales (Domestic Beer).....	29,396,420.28	31,621,194.25	2,224,773.97	Inc. 7.6
Wineries' Sales (Domestic Wines).....	1,407,932.97	1,660,637.35	252,704.38	Inc. 17.9
Total.....	\$49,335,011.41	\$54,015,199.31	\$4,680,187.90	Inc. 9.5

GALLONAGE

	Twelve Months ending March 31, 1936	Twelve Months ending March 31, 1937	Increase or Decrease	Percentage
Domestic Spirits.....	948,634	1,095,546	146,912	Inc. 15.5
Imported Spirits.....	245,550	298,925	53,375	Inc. 21.7
Domestic Wines.....	649,547	670,783	21,236	Inc. 3.3
Imported Wines.....	68,796	71,747	2,951	Inc. 4.3
Domestic Beers.....	751,570	689,545	62,025	Dec. 8.2
Imported Beers.....	19,836	20,869	1,033	Inc. 5.2
Total Sales from Liquor Stores..	2,683,933	2,847,415	163,482	Inc. 6.1
B. & B. W. Sales (Domestic Beer).....	20,874,503	22,606,732	1,732,229	Inc. 8.3
Wineries' Sales (Domestic Wines).....	557,645	737,673	180,028	Inc. 32.2
Total.....	24,116,081	26,191,820	2,075,739	Inc. 8.6

STORES

The number of liquor stores in operation on March 31st, was one hundred and twenty-six; no change in location or number having occurred during the year.

BREWERIES AND BREWERS' WAREHOUSES

On March 31st, 1937, there were twenty-six Ontario; four Quebec, and one Manitoba breweries licensed to sell their products in Ontario; a reduction of three licenses from the preceding year, due to the following amalgamations:—

On October 1st, 1936, Taylor and Bate, Ltd., of St. Catharines, acquired the Regal Brewing Company, Ltd., of Hamilton, and transferred their manufacturing operations to the plant of the latter Company in Hamilton.

On October 1st, 1936, Cosgrave's-Dominion Brewery, Ltd., acquired the Dominion Brewery Co., Ltd., and the Cosgrave Export Brewery Co., Ltd., of Toronto, and on November 2nd, 1936, Carling-Kuntz Breweries, Ltd., acquired the Carling Breweries, Ltd., of London, and the Kuntz Brewery, Ltd., of Waterloo. Manufacturing operations of the Cosgrave and Dominion Breweries were centralized at the Cosgrave plant and those of the Carling and Kuntz Breweries at Waterloo.

On October 15th, 1936, the corporate name of Heuther Brewing Co., Ltd., Kitchener, was changed to Blue Top Brewing Company, Ltd.

The gallonage of domestic strong beer sold in Ontario during the years 1933 to 1937 inclusive, as computed from the sales records of the Board and with respect to sales to destinations outside Ontario from the monthly reports of the Ontario brewers, was, as follows:—

	1933 (12 months) Gallons	1934 (12 months) Gallons	1935 (5 months) Gallons	1936 (12 months) Gallons	1937 (12 months) Gallons
Sales from Liquor Stores' stock	682,810	896,529	291,430	730,535	668,137
Beer orders taken at Liquor Stores for delivery by brew- eries and brewers' ware- houses.....	59,638	58,162	10,564	21,035	21,408
Sales from breweries and brew- ers' warehouses.....	6,724,222	10,936,751	6,410,474	20,874,503	22,606,732
Total Ontario Sale of Domestic Beer.....	7,466,670	11,891,442	6,712,468	21,626,073	23,296,277
Sales to other Provinces.....	1,467,854	1,444,135	394,722	1,360,366	1,650,344
Export Sales.....	143,182	63,207	10,569	3,396	3,410
Total.....	1,611,036	1,507,342	405,291	1,363,762	1,653,754

The number of Brewers' Warehouses in operation at the year end totalled one hundred and three. During the year two warehouses moved to new locations, and at the close of business on March 31st, 1937, the Brewers' Warehouse at 426 Bank Street, Ottawa, ceased operations.

WINERIES

During the year a marked improvement in manufacturing facilities resulted from substantial expenditures having been made for the construction of new plant and equipment.

There has been evidence of an increased application of technical knowledge in connection with native wine production, such as the installation of equipment for the reduction of tartrates by refrigeration, secondary fermentation prevention by pasteurization and improvements in clarification.

A systematic inspection of all wineries, which consists of periodically checking the financial records as well as processing, was instituted during the year in place of the former method whereby one visit annually was made by a Board official. As a result, more information is available to the Board with respect to wineries and proper payment of the Board's 5% levy on all direct sales of native wine is assured.

The Provincial Department of Health, in co-operation with the Board, continued its work of periodically analyzing the various brands of Native Wines which are offered for sale in Ontario so as to ensure that such wines conform to satisfactory wine standards. This practice has done much toward obtaining uniformity in the quality of Native Wine sold in Ontario. A total of four hundred and sixty-four analyses were carried out.

As usual, the Department, when requested, provided wineries with yeast cultures; sixty-nine being sent to sixteen wineries.

From April 1st, 1936, to the fiscal year end, the following Native Wine Licenses were purchased by other Licensees and surrendered to the Board. In each case the Board in accordance with the provisions of Regulation No. 97A sanctioned the operation of a retail sales shop in an approved location by the licensee who surrendered the license.

Date	License	Purchased and Surrendered by	Retail Sales Shop Authorized at
April 30th, 1936	Lincoln Wines, Ltd.	Canadian Wineries Ltd.	299 St. Paul Street, St. Catharines
July 7th, 1936	Fort William Wine Co., Ltd.	Barnes Wines Ltd.	16 Main St. East, North Bay
July 14th, 1936	French-Italian Winery	T. G. Bright & Co., Ltd.	91 King St. East, Hamilton
September 1st, 1936	Ascot Wine Co., Ltd.	T. G. Bright & Co., Ltd.	33 Elm Street, Sudbury
October 26th, 1936	Toronto Wineries Ltd.	St. Catharines Wine Co., of Canada, Ltd.	8-10 Lisgar Street, Sudbury
February 17th, 1937	Dominion Wine Growers, Ltd.	Canadian Wineries Ltd.	840 St. Clair Ave. West, Toronto
March 1st, 1937	Beaverdam Cataract Winery Ltd.	Danforth Wine Co., Ltd.	1426 Yonge Street, Toronto
March 4th, 1937	Robinson Wine Corp., Ltd.	T. G. Bright & Co., Ltd.	24 King Street West, Hamilton
March 31st, 1937	Adelaide Winery, Ltd.	London Winery Ltd.	623 Dundas Street, London

The Board, during the year, authorized the following transfers of sales offices:—

Licenses	From	To	Opening Date of New Shop
T. G. Bright & Co., Ltd.	31 John Street, South, Hamilton	91 King Street East, Hamilton	July 24th, 1936
Barnes Wines Ltd.	Fort William	16 Main Street East, North Bay	August 1st, 1936
St. Catharines Wine Co. of Canada, Ltd.	1682 Queen Street W., Toronto	8-10 Lisgar Street, Sudbury	October 24th, 1936
T. G. Bright & Co., Ltd.	1121 Yonge Street, Toronto	33 Elm Street East, Sudbury	November 10th, 1936

From the monthly reports submitted to the Board by the respective wineries, the following statistics of gallnage of Native Wine sold have been compiled:—

	1933 (12 months) Gallons	1934 (12 months) Gallons	1935 (5 months) Gallons	1936 (12 months) Gallons	1937 (12 months) Gallons
Sale at Wineries.....	442,754	390,106	219,645	557,645	737,673
Sales to the Board.....	1,065,340	942,064	404,102	637,521	675,551
Total Ontario Sales.....	1,508,094	1,332,170	623,747	1,195,166	1,413,224
Sales to other Provinces.....	931,428	1,443,320	546,738	1,159,010	1,014,810
Export Sales.....	792	35,041	3,807	2,483	4,520
	2,440,314	2,810,531	1,174,292	2,356,659	2,432,554

During the year, the tonnage of grapes used by the wineries in the manufacture of wine, concentrates, grape juice, and brandy, was 4,483 tons for wine; 438 tons for concentrates and 355 tons for grape juice.

Three hundred and seventy-seven tons of cherries were also used for wine making.

During the 1936 Session, the Dominion Parliament passed an amendment to the Excise Act of Canada, effective as from May 22nd, 1936, which removed the tax of \$1.00 per gallon on grape spirit used in the fortification of native wine. As a result, a greater quantity of grape spirit has been used for this purpose during the past year than previously.

During the preceding year, 44,085 gallons of native wine were distilled into grape spirit for wine fortification, while during the year under review, 179,898 gallons were used for such purpose.

It is interesting to note that the increased sale of Canadian Brandy—a product of the Ontario grape—indicates its favorable acceptance by the Ontario purchaser. In the year ending March 31st, 1936, 7,427 gallons were sold, while 12,196 gallons were sold during the past year.

At the close of the year there were thirty-one winery licenses operative, compared with forty at the end of the previous year, direct sale to customers being made from the premises of ten wineries and thirty-nine branch retail sales shops.

AUTHORITIES FOR THE SALE OF BEER AND WINE

Complete details by Municipalities of the number of Authorities which were issued, cancelled, suspended or surrendered during the year, together with reinstatements, are set forth on Schedule V.

On March 31st, 1937—the end of the fiscal year—there were one thousand, one hundred and forty-three Hotel Authorities in operation, two hundred and eighteen Club Authorities, one hundred and twenty-nine Military Mess Authorities and one Railway Authority.

During the period under review, Authorities were issued for six months to fifty-four Summer Hotels. Of these, eight were extended to an annual basis.

The fee for Hotel and Railway Authorities was continued at six cents per gallon of beer purchased and five per cent. of the value of wine bought, payable monthly with a minimum fee of \$300.00 per annum for full year Authorities and \$150.00 for the six months' Summer Hotel Authorities.

For Social Club Authorities the annual fee was \$100.00; for Soldier and Labour Clubs, \$50.00; Military Mess Authorities \$10.00 and Steamship Authorities \$50.00.

Authorized premises were visited regularly and Inspectors kept in close contact with Municipal and Provincial police in reference to the operation of all authorized premises.

PAYMENTS TO MUNICIPALITIES

The Order-in-Council passed pursuant to the Amendment to the Liquor Control Act of Ontario which was enacted during the 1935 Session of the Legislative Assembly, provided for payment to organized Municipalities of an amount equal to twenty per cent. of all fees paid to the Board by the Hotel Authority-Holders in such Municipalities from November 1st, 1934.

As a result, the Board remitted to the various Municipalities, for the twelve months reported herein, amounts totalling \$174,957.27. Payment was made during May, 1937.

HOTELS

At the close of the fiscal year, one thousand three hundred and twenty-eight Standard Hotel Licenses were effective, of which one thousand one hundred and forty-three possessed an Authority to sell beer and wine; fifty-six were holders of Light Beer Permits and one hundred and twenty-nine held only the Standard Hotel License. There was no change in fees.

The Board receives a detailed annual report from its twenty-three Inspectors covering all hotels in the Province, and in addition to these, conduct reports were received at least once a month. The same intensive inspection service has continued in operation with respect to all authorized premises, and further progress has been made towards the improvement of hotel accommodation throughout the Province. Special attention was given to the question of fire prevention and the safety of guests.

PERMITS

During the period from April 1st, 1936, to March 31st, 1937, there were issued 50,839 Individual Annual Liquor Permits. The sales of Single Purchase Permits totalled 2,729,566. Individual Permits sold to non-residents, valid for a period not exceeding one month, numbered 44. In addition, 2,193 Special Permits were issued to Physicians, Druggists, Hospitals, etc.

The co-operation of the Permit Department was given to various Municipal Relief officers and Departments throughout the Province whenever requested.

It is the Board's view that the purchase of alcoholic beverages by persons on relief should not be permitted.

In accordance with the requirements of the Act, and following the receipt of information, requests or recommendations from the individuals' relatives or friends, police officers, physicians, lawyers, Relief Boards, hotel-keepers, etc., and after thorough investigation, it was deemed advisable during the year to issue 2,274 Prohibitory Orders, an increase of 368 over the preceding year. These Prohibitory Orders comprised 398 full Board Orders, which precluded the individual concerned from purchasing alcoholic beverages from any source, 26 of these resulted from Judges' Orders of Interdiction.

The remaining 1,876 were Orders which cancelled the individual's privilege to purchase alcoholic beverages for home consumption.

With respect to the 1,876 cases referred to, 489 were the result of convictions having been registered against them under the Criminal Code of Canada for intoxication while in charge of an automobile. A further 725 followed the conviction of the individual for violation of the Liquor Control Act, and the premises of 453 of these were declared a "public place" within the meaning of the Act.

In some of the above-mentioned cases, it was deemed advisable to afford the individual restricted purchasing privileges, such as allowing the purchase for home consumption, from a specified store, of a limited quantity per week or month.

During the twelve months under review, and after full investigation and consideration, it was decided to revoke 127 of the Prohibitory Orders which had been made effective at some prior date.

During the year 1571 Special Permits were issued to Druggists. These permits constituted authority for the druggist to purchase alcohol in limited quantities for compounding and pharmaceutical purposes and also accorded him the privilege of buying rubbing alcohol for re-sale. The premises of holders of Druggists' Special Permits were subject to periodical inspection, and, in addition, Druggists were required to file monthly with the Board, a report of all rubbing alcohol sales.

A constant endeavour was made to prevent the use of rubbing alcohol as a beverage and during the year the names of 93 addicts were posted with all druggists in nineteen large centres of population.

For failure to comply with the Board's Regulations it became necessary, during the year, to cancel five and to suspend three Druggists' Special Permits.

GENERAL

The Dominion, Provincial and Municipal Police continued their close co-operation with the Board throughout the year, with satisfactory results, and for which the Board desires to record its appreciation.

In conclusion, it is with considerable pleasure that the Board is able to express, through the medium of this report, its thanks to the staff for their loyal assistance throughout the year.

I have the honour to be, Sir,

Your obedient servant,

E. G. ODETTE.

Chief Commissioner.

BALANCE SHEET

March 31st, 1937

ASSETS

Land, Buildings, Furniture, Equipment, Fixtures and Alterations to rented premises, less amounts written off	\$ 129,275 45
Cash on hand, in transit, and in banks	\$ 216,960 13
Accounts Receivable	195,901 40
Inventories of liquor and supplies in warehouses and stores	1,961,548 05
	<u>\$2,374,409 58</u>
Prepaid Charges	18,479 66
	<u>\$2,522,164 69</u>

LIABILITIES

Accounts Payable, accrued charges, deferred revenue, etc.....	\$ 1,555,289 33
Provincial Treasurer:	
Permit Sales—Balance from March 31st, 1936....	\$ 7,350 45
Permit Sales—April 1st, 1936, to March 31st, 1937 (Net)	495,065 68
	<u>\$502,416 13</u>
Less: Paid to Provincial Treasurer	500,000 00
	<u>2,416 13</u>
Confiscated Liquor Stocks	8,090 48
	<u>\$1,565,795 94</u>
Surplus:	
Balance carried from Surplus Account	\$10,456,368 75
Less: Paid to Provincial Treasurer	9,500,000 00
Balance March 31st, 1937	<u>956,368 75</u>
	<u>\$ 2,522,164.69</u>

Contingent Liabilities:

Liquor ordered but not delivered.....	\$699,534 18
Duty on stocks in Bond	351,195 14
Consignment Stock	<u>31,635 91</u>

AUDITORS' CERTIFICATE

We report that we have audited the books and accounts of the Liquor Control Board of Ontario for the year ended March 31st, 1937, and, in our opinion, the above Balance Sheet exhibits a true and correct view of the position of its affairs on that date.

BROKENSHIRE, SCARFF & COMPANY,

Chartered Accountants.

Toronto, Ontario, May 18th, 1937.

PROFIT AND LOSS ACCOUNT

For Year Ending March 31st, 1937

		Percentage to Sales	
		1936-1937	1935-1936
Sales by Vendors — Schedule I	\$20,733,367 71	100.00%	100.00%
Stock on hand, April 1, 1936.....	\$ 1,932,709 21		
Purchases	13,133,722 94		
	<u>15,066,432 15</u>		
Less: Stock on hand March 31st, 1937	1,934,456 48		
Cost of Sales by Vendors.....	<u>13,131,975 67</u>	63.33%	63.90%
Miscellaneous Earnings	8,836 82	.04%	.08%
	<u>\$7,610,228 86</u>	<u>36.71%</u>	<u>36.18%</u>
Expenses:			
Administering and Operating Head Office, Warehouses and Stores, Schedule II	\$ 1,722,750 22		
Items written off	2,301 50		
Depreciation on Buildings, Furniture, Equipment, Fixtures and Alterations to rented premises written off and reserved for \$	27,211 61		
Less: Included with Administration and Operating Expenses (Maintenance)	<u>11,241 24</u>		
	<u>15,970 37</u>		
	<u>\$1,741,022 09</u>	<u>8.40%</u>	<u>9.54%</u>
	<u>\$5,869,206 77</u>	<u>28.31%</u>	<u>26.64%</u>
Other Revenue:			
Brewery Warehouse License Fees	\$ 158,000 00		
Brewery License Fees	106,625 00		
Malt Tax	1,549,216 40		
Gallorage Tax	356,272 04		
Authority Holders Fees	779,877 01		
Light Beer Licenses, etc	26,200 00		
Fines (Net)	33,123 57		
Native Wine Tax	82,080 17		
	<u>\$3,091,394 19</u>	<u>14.91%</u>	<u>15.79%</u>
Carried to Surplus Account	<u>\$8,960,600 96</u>	<u>43.22%</u>	<u>42.43%</u>

SURPLUS ACCOUNT

March 31st, 1937

Balance April 1st, 1936	\$ 1,494,161 48
Sundry Adjustments	1,606 31
Profit for year ended March 31st, 1937	8,960,600 96
Balance carried to Balance Sheet	<u>\$10,456,368 75</u>
	<u>\$10,456,368 75</u>
	<u>\$10,456,368 75</u>

SCHEDULE I

SUMMARY OF SALES

For Year Ended March 31st, 1937

Store counter and mail order sales of wines, spirits and beer	\$20,700,945 61
Beer orders taken at stores for delivery by breweries and brewery warehouses...	32,422 10
	<u>\$20,733,367 71</u>

SCHEDULE II

ADMINISTRATION AND OPERATING EXPENSES
HEAD OFFICE, WAREHOUSES AND STORES

For Year Ended March 31st, 1937

and

Number of Employees on the Staff at March 31st, 1937

		Percentage to Total Sales	
		1936-1937	1935-1936
Salaries	\$1,034,443 21	4.99%	5.89%
Legal and Audit Fees	14,551 92	.07%	.06%
Rentals paid, less received	211,810 25	1.02%	1.14%
Superannuation	51,654 88	.25%	.17%
Travelling	50,132 86	.24%	.26%
Insurance	11,245 48	.06%	.07%
Postage	11,117 05	.05%	.07%
Telephone and Telegraph	12,863 40	.06%	.06%
Stationery	42,759 11	.21%	.23%
Protection Service	5,077 08	.02%	.03%
Breakage	3,098 54	.01%	.01%
Light, Heat and Power	29,473 38	.14%	.17%
Repairs and Maintenance	27,677 20	.13%	.18%
Sundries	13,581 76	.07%	.07%
Freight and Cartage	124,013 44	.60%	.61%
Terminal Warehouse Charges	35,027 92	.17%	.14%
Discounts to Hospitals, etc.	2,287 72	.01%	.02%
Truck Maintenance	19,403 80	.09%	.10%
Packing Materials	22,531 22	.11%	.11%
	<u>\$1,722,750 22</u>	<u>8.30%</u>	<u>9.39%</u>

NUMBER OF EMPLOYEES ON STAFF

(Including 21 temporary employees whose services are either part time or seasonal.)

Commissioner's Staff	3
Director of Hotels and Personnel	31
Comptroller's Staff	11
Legal Department	1
Accounting Department	65
Beer and Wine Department	24
Permit Department	20
Purchasing and Supply Department	9
Traffic Department	3
Customs Department	4
Stock Supervision Department	14
Brewery Inspection Department	33
Winery Inspection Department	3
Store Inspection Department	13
Supervision of Stores and Properties	4
Head Office Maintenance Staff	4
Garage	8
Stores	512
Warehouses	68
	<u>580</u>
Total	830

SCHEDULE III

LIQUOR STORES, LICENSED BREWERS' WAREHOUSES, BREWERIES AND
WINERIES IN ONTARIO AT 31st MARCH, 1937.

LIQUOR STORES

Store No.

1	Lombard and Church Streets	Toronto
2	122 Wellington Street West	Toronto
3	1271 Dundas Street West	Toronto
4	170 Danforth Avenue	Toronto
5	1881 Queen Street East	Toronto
6	1271 Queen Street West	Toronto
7	2223 Dundas Street West	Toronto
8	928 St. Clair Avenue West	Toronto
9	959 Bloor Street West	Toronto
10	543 Yonge Street	Toronto
11	949 Gerrard Street East	Toronto
12	402 Parliament Street	Toronto
13	1448 Danforth Avenue	Toronto
14	454 Spadina Avenue	Toronto
15	292 Dupont Street	Toronto
16	106 Richmond Street West	Toronto
18	Midland Avenue and Kingston Road	Scarboro Bluffs
19	Rogers Road and Blackthorn Avenue	Toronto
20	802 Lake Shore Road	New Toronto
21	29 Charles Street	Hamilton
22	673 King Street East	Hamilton
23	1057 Barton Street East	Hamilton
24	88 Frazer Street	Port Colborne
25	81 King Street West	Dundas
26	419 Talbot Street	London
27	629 Dundas Street	London
28	12 Canal Street	Dunnville
29	Berford Street	Warton
30	82 Durham Street	Walkerton
32	94 Wyandotte Street East	Windsor
33	241 Drouillard Road	Windsor
34	628 Chilver Road	Windsor
35	3236 Sandwich Street West	Windsor
36	272 Queen Street	Ottawa
37	685 Bank Street	Ottawa
38	188 Rideau Street	Ottawa
39	36 King Street East	Cobourg
40	Market Square	Kingston
41	209 Victoria Avenue	Fort William
42	101 King Street West	Brockville
43	137 King Street East	Kitchener
44	69 Dalhousie Street	Brantford
45	408 George Street	Peterborough
46	224-6 Front Street North	Sarnia
47	23 Ontario Street	St. Catharines
48	937 Victoria Avenue	Niagara Falls
49	66 Pitt Street	Cornwall
50	Cedar and Elgin Streets	Sudbury
51	72 Carden Street	Guelph
52	269 Main Street East	Welland
53	66 Cumberland Street South	Port Arthur
54	88 Main Street East	North Bay
55	185 Alexandria Street	Pembroke
56	Water Street	Prescott
57	52 Bridge Street North	Belleville
58	4 Balsam Street North	Timmins
59	72 Collier Street	Barrie
60	88 Ontario Street	Stratford
61	210 King Street West	Chatham
62	314 Talbot Street	St Thomas
63	343 Queen Street East	Sault Ste. Marie

LIQUOR STORES—Continued

Store No.		
64	516 Dundas Street	Woodstock
65	Front Street	Trenton
66	6th Avenue North	Cochrane
67	Main and Ferguson Streets	Haileybury
68	214 Main Street South	Kenora
69	Church and Mowat Streets	Fort Frances
70	22 Beckwith Street	Smith's Falls
71	King and Main Streets	Gananoque
72	34 Gore Street	Perth
73	610 King Street	Preston
74	61 Robinson Street	Simcoe
75	226 Devonshire Avenue	Iroquois Falls
76	Prospect and Silver Streets	Cobalt
77	121 Main Street	Penetang
78	Wellington Street	New Liskeard
79	79 Walton Street	Port Hope
80	Parry Sound Road	Parry Sound
81	Main and Queen Streets	Sturgeon Falls
82	79 Kent Street	Lindsay
83	31 Main Street West	Hawkesbury
84	Main Street	Picton
85	Daniel and Elgin Streets	Arnprior
86	Queen and White Streets	Dryden
87	Front Street	Sioux Lookout
88	4 River Street East	Paris
89	Main and Mattawa—Pembroke Highway	Mattawa
90	68 Simcoe Street North	Oshawa
91	29 Duncan Avenue	Kirkland Lake
92	91 Fourth Avenue	Englehart
93	Gilmour Road	Fort Erie
94	Bridge Street North	Eganville
95	21 Water Street North	Galt
96	112 Main Street	Deseronto
97	Dundas Street	Napanee
98	22 Main Street	Alexandria
99	Emard Street	Embrun
100	25 Albert Street	Thorold
101	48 Main Street West	Grimsby
102	Muskoka Street	Gravenhurst
103	Tudhope Street	Espanola
104	Main Street East	Thessalon
105	Concession Street	Tamworth
106	Main Street	Huntsville
107	Main Street	Palmerston
108	Woodward Avenue	Blind River
109	Murray and Bathurst Streets	Amherstburg
110	46 Wallace Street	Wallaceburg
111	Bedford Street	Westport
112	37 Government Road	Kapuskasing
113	Opongo Street	Barry's Bay
114	Corner Fourth Street and Broadway	Rainy River
115	43 King Street North	Waterloo
116	26 Arthur Street South	Elmira
117	17 Birch Street	Chapleau
118	114 Yonge Street	Capreol
119	9 Main Street	Merrickville
120	West Dock	Pelee Island
121	1008 Wellington Street West	Ottawa
122	George Street	Hearst
123	Main Street	Lancaster
124	Corner Picton and King Streets	Niagara-on-the-Lake
125	99 Laurier Street	Rockland
126	Queen Street	Tilbury
127	Main Street	Morrisburg
128	Bruce Avenue	South Porcupine

BREWERS' WAREHOUSES

Warehouse No.

1W	351 Front Street East	Toronto
2W	74 King Street East	Toronto
3W	581 Queen Street West	Toronto
4W	398 College Street	Toronto
5W	699 Bloor Street West	Toronto
6W	1267 Queen Street West	Toronto
7W	2160 Dundas Street West	Toronto
8W	1083 St. Clair Avenue West	Toronto
9W	440 Danforth Avenue	Toronto
10W	1852 Danforth Avenue	Toronto
11W	145 John Street North	Hamilton
12W	1080 Barton Street East	Hamilton
13W	84 Carling Street	London
14W	665 Dundas Street	London
15W	413 Hamilton Road	London
16W	1573 McDougall Street	Windsor
17W	1350 Ottawa Street East	Windsor
18W	2131 Wyandotte Street West	Windsor
19W	268 Queen Street	Ottawa
20W	Broad and Wellington Streets	Ottawa
21W	208 Wellington Street	Kingston
22W	670 Bridge Street	Niagara Falls
23W	78 Niagara Street	St. Catharines
24W	11 College Street	Kitchener
25W	217 Talbot Street	St. Thomas
26W	271 Ambrose Street	Port Arthur
27W	269 Water Street	Peterborough
28W	131 Wellington Street	Brantford
29W	113 Quebec Street East	Guelph
30W	East Market Street	Brockville
31W	6 Dover Street	Chatham
32W	221 Sherman Avenue North	Hamilton
33W	155 Front Street	Belleville
34W	68-72 Pitt Street	Cornwall
35W	University and Spring Streets	Cobourg
36W	177 Main Street	Prescott
37W	22 Lorne Street	Sudbury
38W	143 Victoria Avenue	Sarnia
39W	107 Oak Street West	North Bay
40W	2 King Street East	Lindsay
41W	Railway Street	Cochrane
42W	605 Bay Street	Sault Ste. Marie
43W	Beckworth Street	Smiths Falls
44W	Front Street	Trenton
45W	15 Riverbank St.	Welland
46W	492 Peel Street	Woodstock
47W	32 Erie Street	Stratford
48W	Killally Street	Port Colborne
49W	1 Second Street	Timmins
50W	17 Norfolk Street	Simcoe
51W	269 Mill Street	Port Hope
52W	19 Main Street	Penetanguishene
53W	193 Victoria Street	Pembroke
54W	553 King Street	Preston
55W	27 Cockburn Street	Perth
56W	Railway Street	Kenora
57W	620 Mowat Street	Fort Frances
58W	187 King Street	Gananoque
59W	5 Gilmour Street	Fort Erie
60W	16 Bayfield	Barrie
61W	966 Drouillard Road	Windsor
62W	Main Street	Huntsville
63W	82 Amwell Street	Haileybury
65W	Elgin and Harriett Streets	Arnprior
66W	156 Lake Shore Road	Mimico
67W	Ross Street	Picton
68W	Murray and Dalhousie Streets	Amherstburg

BREWERS' WAREHOUSES—Continued

Warehouse No.		
69W	North Cayuga Street	Dunnville
70W	Main Street	Belle River
71W	Main Street	Glencoe
72W	Champagne Street	Parry Sound
73W	Main Street	Ridgetown
74W	Queen Street South	Tilbury
75W	First Avenue	Schumacher
76W	897 Queen Street East	Toronto
77W	59 King West	Dundas
78W	499 James Street North	Hamilton
80W	269 Dalhousie Street	Ottawa
81W	161 King Street West	Oshawa
82W	24 St. Paul Street	St. Catharines
83W	9 Market Street	Thorold
84W	4 Dunn Street	Oakville
85W	Front Street	Sioux Lookout
86W	Berford Street	Wiarton
87W	35 Prospect	Kirkland Lake
88W	Durham Street	Walkerton
89W	39 Dickson Street	Galt
90W	Muskoka Road and Main Street	Gravenhurst
91W	Mill Street	Napanee
92W	162 Wyandotte Street East	Windsor
93W	Nelson Street	Wallaceburg
94W	1395 Gerrard Street East	Toronto
95W	Goderich Street	Port Elgin
96W	Marlborough Street South	East Cornwall
97W	1 Main Street	Morrisburg
98W	2422 Dufferin Street	York Township
99W	1133 Yonge Street	Toronto
100W	Norman Street	Palmerston
102W	3333 Danforth Avenue	Scarboro
103W	Government Road	Kapuskasing
104W	Nation Street	Casselton
105W	141 Hardesty Avenue	Fort William

BREWERIES

Bixel Brewing & Malting Company, Ltd.	Brantford
Blue Top Brewing Company, Limited	Kitchener
Brading Breweries, Limited	Ottawa
British American Brewing Company, Ltd	Windsor
Canada Bud Breweries, Limited	Toronto
Capital Brewing Company, Limited	Ottawa
Carling-Kuntz Breweries, Limited	London
Copland Brewing Company, Limited	Toronto
Cosgrave-Dominion Brewery, Limited	Toronto
City Club Breweries, Limited	Toronto
Formosa Springs Brewery, Limited	Formosa
Fort Frances Brewing Company, Limited	Fort Frances
Gold Belt Brewery, Limited	Timmins
Hofer Brewing Company, Limited	La Salle
Jockey Club Brewing Corporation, Ltd	Guelph
Kakabeka Falls Brewing Company, Ltd.	Fort William
John Labatt, Limited	London
Lake of the Woods Brewing Company, Limited	Kenora
O'Keefe Beverages, Limited	Toronto
Perth Brewery	Stratford
Port Arthur Beverage Company, Limited	Port Arthur
Reinhardt Brewing Company, Limited	Toronto
Soo Falls Brewing Company, Limited	Sault Ste. Marie
Sudbury Brewing & Malting Company, Limited	Sudbury
Taylor & Bate Limited	Hamilton
Walkerville Brewery, Limited	Walkerville

LICENSED BREWING COMPANIES LOCATED OUTSIDE THE PROVINCE OF ONTARIO, THE
PRODUCTS OF WHICH ARE SOLD THROUGH ONTARIO BREWERS'
WAREHOUSES

Molson's Brewery, Limited	Montreal, Que.
Frontenac Breweries, Limited	Montreal, Que.
National Breweries, Limited	Montreal, Que.
(Wm. Dow & Co.—Montreal)	
(Dawes Breweries—Montreal)	
Drewry's Limited	Winnipeg, Man.

WINERIES

SALES OFFICES

Acme Wine Co. Ltd., 889 Queen St. W., Toronto	708 Danforth Ave., Toronto
Badalato, S., R.R. No. 9, Dundas Highway, London	356 Richmond St., London
Barnes Wines Ltd., Grantham Twp., St. Catharines	701 Yonge St., Toronto
	16 Main St. E., North Bay
Bordeaux Wines Ltd., 187 Parliament St., Toronto	689 Queen St. E., Toronto
Bright, T. G. & Co. Ltd., Stamford Township, Niagara Falls	223½ Yonge St., Toronto
	78 Sparks St., Ottawa
	91 King St. E., Hamilton
	33 Elm St., Sudbury
	24 King St. W., Hamilton
Canada Wine Products Ltd., 1328 Bloor St. W., Toronto..	1328 Bloor St. W., Toronto
Canadian Wineries Ltd., Stamford Township, Niagara Falls	878 Yonge St., Toronto
	378 Talbot St., St. Thomas
	299 St. Paul Street, St. Catharines
	940 St. Clair W., Toronto
Cooksville Wine Vaults, Dundas Highway, Cooksville	Dundas Highway, Cooksville
(Alex. Thomas, Prop.)	
Danforth Wine Co. Ltd., Lakeshore Rd. and 19th St., New Toronto	Lakeshore Rd. & 19th St., New Toronto
	26 Queen St. E., Toronto
	1854 Danforth Ave., Toronto
	43 Market Sq., Stratford
Grimsby Wines Ltd., Niagara Highway, Grimsby	427 Spadina Ave., Toronto
Hamilton, J. S. & Co. Ltd., 44-46 Dalhousie St., Brantford..	44-46 Dalhousie St., Brantford
Hamilton-Niagara Wines Ltd., Burlington	15 King William St., Hamilton
Hamilton Winery, 164 York St., Hamilton, (Nicholas Rizzo, Prop.)	164 York St., Hamilton
Hillrust Wine Co. Ltd., R.R. No. 4, St. Catharines	224 Charlotte, Peterboro
Jordan Wine Co. Ltd., Main St., Jordan. Business Office and Plant No. 2, St. Catharines	169 Sparks St., Ottawa
Kitchener Winery, Preston Highway, R.R. 3, Kitchener, (Bruno Huehnergard, Prop.)	60 Queen St. S., Kitchener
London Winery Ltd., Lambeth Highway, Westminster Twshp., London	409 Ridout St., London
	268 Princess St., Kingston
	52 Rideau St., Ottawa
	623 Dundas St. E., London
Marsh, Fred Winery Ltd., 749 Park St., Niagara Falls	73 Bank St., Ottawa
	Capitol Theatre Bldg., Second St., Cornwall
National Wine Co. Ltd., 27-31 Brock Ave., Toronto	27 Brock Ave., Toronto
Old Battlefield Wine Co., Saltfleet Township, Stoney Creek, (A. Samborski, Prop.)	744 Barton St. E., Hamilton
Old Fort Wine Co. Ltd., Garrison Rd., Fort Erie	537 Bloor St. W., Toronto
Parkdale Wines Ltd., 181-185 Bathurst St., Toronto	181 Bathurst St., Toronto
	1165 St. Clair Ave. W., Toronto
	42 Government Road, Kirkland Lake
Peerless Wine Mfg. Ltd., 448 Queen St. E., Toronto.....	448 Queen St. E., Toronto

WINERIES—Continued

Rossoni's Winery, 1216-1218 Tecumseh Rd., Windsor, (Carlo Rossoni, Prop.)	266 King St. W., Chatham
Royal City Winery, 32 Wilson St., Guelph (John Tantar- dini, Prop.)	32 Wilson St., Guelph
Sunnybank Winery, R.R. No. 2, Grantham Township (F. L. Furminger, Prop.)	189 Front St., Belleville
St. Catharines Wine Co. of Canada Limited, Woodburn Ave., St. Catharines	25 Fourth Ave., Timmins 10 Lisgar St., Sudbury
Turner Wine Company, 104-106 Front E., Toronto, (Mrs. H. Padden Robinson, Prop.)	198 Queen St. W., Toronto
Twin City Wine Co., 514 McTavish Street, Fort Wil- liam (Pietro Belluz, Prop.)	287 Bay Street, Port Arthur
Welland Winery, 268 King St., Welland (Louis Banko, Prop.)	268 King St., Welland
Windsor Co. Limited, Walker Rd. and Edna Sts., Walk- ville	488 Ouelette St., Windsor

SCHEDULE IV

STATEMENT SHOWING THE NUMBER OF PERMITS AND LICENSES
WHICH WERE ISSUED DURING THE TWELVE MONTHS' PERIOD
ENDING MARCH 31st, 1937

PERMITS


CLASS	
Resident	50,839
Duplicate	1,725
Physician	86
Druggist	1,571
Dentists and Veterinary Surgeons	41
Manufacturers	174
Mechanical and Scientific	103
Hospital	218
Special Duplicate	5
Temporary	44
Single Purchase	2,729,566

Licenses

Brewers'	31
Brewers' Warehouses	1,628
Native Wine	39
Sacramental Wine Vendorships	7
Non-Potable Alcohol	3
Picnic	2

Light Beer Permits

Brewers' Light Beer Permits	8
Brewers' Light Beer Warehouse Permits	3
Restaurant Light Beer Permits	49
Shop Light Beer Permits	10





Ontario Department of Agriculture

REPORT

OF THE

Minister of Agriculture

Province of Ontario

FOR THE YEAR ENDING MARCH 31st, 1937

Printed by Order of
THE LEGISLATIVE ASSEMBLY OF ONTARIO
SESSIONAL PAPER No. 21, 1938



TORONTO

Printed and Published by T. E. Bowman, Printer to the King's Most Excellent Majesty
1937



DEPARTMENT OF AGRICULTURE
PROVINCE OF ONTARIO

TO THE HONOURABLE HERBERT ALEXANDER BRUCE,
Colonel in the Royal Army Medical Corps, F.R.C.S. (England)
Lieutenant-Governor of Ontario.

MAY IT PLEASE YOUR HONOUR:

I have the honour to submit the Report of the Department of
Agriculture for the year 1936-37.

I have the honour to be, Sir,

Your obedient servant,

DUNCAN MARSHALL,

Minister of Agriculture.

Toronto, March 31, 1937.



PRINCIPAL OFFICERS OF THE DEPARTMENT
OF AGRICULTURE

THE HONOURABLE DUNCAN MARSHALL, Minister

JAMES B. FAIREAIRN, Deputy Minister

MISS M. VIRTUE, Secretary to the Minister

MISS M. S. MARTIN, Accountant

- G. I. CHRISTIE, B.S.A., D.Sc.President, Ontario Agricultural College, Guelph.
- C. D. MCGILVRAY, M.D.V., D.V.Sc.Principal, Ontario Veterinary College, Guelph.
- J. S. SHEARER, B.S.A.Principal, Kemptville Agricultural School.
- E. F. PALMER, B.S.A.Director Horticultural Experimental Station,
Vineland.
- W. R. REEK, B.S.A.Director Western Ontario Experimental Farm,
Ridgetown.
- S. H. H. SYMONS, B. Comm., F.S.S.....Principal Clerk, Statistics and Publications
Branch.
- J. A. CARROLL, B.S.A.Superintendent, Agricultural and Horticultural
Societies Branch.
- L. E. O'NEILL, B.S.A.Director, Live Stock Branch.
- MISS BESS McDERMAND, B.Sc.Superintendent, Women's Institutes Branch.
- P. W. HODGETTS, B.S.A.Director, Fruit Branch.
- G. H. BARRDirector, Dairy Branch.
- R. S. DUNCAN, B.S.A.Director, Agricultural Representative Branch.
- J. D. SMITHDirector, Crops Seeds and Weeds Branch.
- J. O. FRASEROntario Commissioner of Agricultural Loans.
- W. B. SOMERSETOntario Commissioner of Marketing.
- L. CAESAR, B.A., B.S.A.Provincial Entomologist.
- L. STEVENSON B.V. Sc., M.S.Provincial Zoologist.
- L. H. HANLAN, B.S.A., M.S.A.Fieldman, Northern Ontario.
- J. E. HOUCK, B.Sc.Chairman, Milk Control Board of Ontario.



ONTARIO AGRICULTURAL COLLEGE

ATTENDANCE

Registration in the longer courses is being well maintained. The short courses and the summer courses have shown a marked increase during the past year. The total attendance was 2981, as against 2545 for the previous year.

The following outline of registrations includes all students in attendance during the period April 1, 1936, to March 1, 1937.

General Course	570		
Specialists in General Course Work	4		
Poultry Specialists (One Year Course)	1		
Animal Husbandry Specialists (One Year Course)	1		
Dairy Courses (to March 31)	108		
Live Stock and Field Crops	206		
Poultry Raising	51		
Horticulture	104		
Apiculture	52		
Farm Mechanics	243		
Baking School	10		
	—		1350
Domestic Science (at Macdonald Institute)			228
Girls' Conference (Junior Women's Institute)			578
Home Economics (2 weeks)			9
Summer Courses—			
Intermediate Course.			
1st year	79		
2nd year	75	154	
Elementary Courses:			
1st year	414		
2nd year	223	637	
Farm Mechanics		25	816
		—	—
TOTAL			2981

The residential accommodation as well as laboratory and class room space are taxed to capacity. In some departments the lack of space results in over-crowding.

Analysis of College Roll, General Course, 1936-37

Algoma	2	Kenora	1	Prescott	0
Brant	7	Kent	9	Perth	8
Bruce	6	Lambton	11	Prince Edward	5
Carleton	29	Lanark	14	Rainy River	3
Cochrane	4	Leeds	4	Renfrew	2
Dufferin	0	Lennox & Addington	6	Russell	1
Dundas	6	Lincoln	20	Simcoe	8
Durham	5	Manitoulin	0	Stormont	0
Elgin	22	Middlesex	24	Sudbury	3
Essex	21	Muskoka	2	Thunder Bay	8
Frontenac	3	Nipissing	1	Victoria	9
Glangarry	5	Northumberland	7	Waterloo	22
Grenville	2	Norfolk	2	Welland	18
Grey	5	Ontario	12	Wellington	48
Haldimand	9	Oxford	14	Wentworth	22
Halton	11	Parry Sound	0	York	58
Hastings	11	Peel	21		
Huron	10	Peterborough	6		
				Total from Ontario	527

	From Other Provinces of the Dominion		
Alberta	2	New Brunswick	2
British Columbia	6	Nova Scotia	1
Manitoba	2	Quebec	6
		Prince Edward Is.	3
		Saskatchewan	3
		Total from other	—
		Provinces	25
	From Other Countries		
Br. West Indies	2	Ireland	1
England	8	Newfoundland	1
Holland	1	Scotland	1
		U.S.A.	4
		Total from other	—
		Countries	18
	Total		570

TWO WEEKS' SHORT COURSE

The two weeks' Short Course in Agriculture continues to make a strong appeal to the young men of the Province. The attendance this year reached 605. Large numbers of students who had attended the first and second courses were enrolled again. The plan of having a student take a definite line of work one year and another line the second year has proved very satisfactory. It is hoped that this course is filling a real need.

SUBJECTS OF STUDY AND INSTRUCTION

An extensive field is covered by the wide range of subjects taught at the Ontario Agricultural College. The curriculum, which includes Animal Husbandry, Chemistry, Entomology and Zoology, Botany, Poultry, Horticulture, Field Husbandry, Mathematics, English, French, German, Bacteriology, History, Dairy Husbandry, Genetics, General Physics, Apiculture, Economics, Veterinary Science, Physical Training, is designed to give the students a balanced course of study which will not only train them for their life's work, but also give them a wider outlook on life in general.

The course in Agriculture includes the study of heat, light and moisture, mechanics and motive power, soil composition and foods, reproduction, growth, habits and uses of plants and animals. And in order that the more cultural aspects of education may not be neglected, the study of English, not only through the direct exercise in speaking and writing, but also through the study of the works of the best English authors, is a part of the regular course.

Graduate Studies

Despite the fact that several students have had to discontinue graduate work temporarily, a large group of graduate students were registered during the year. Graduate work in Agriculture is under the direction of a joint committee of the College Faculty of the School of Graduate Studies of the University of Toronto. The immediate supervision of the student research work is undertaken by those departments of the two institutions which are directly interested.

During the past year two students successfully completed the work leading to the degree of Master of Science in Agriculture (M.S.A.)

RESEARCH AND SERVICE

In addition to giving instruction in the regular and short courses, the various departments of the College are constantly helping the farmers of Canada in the solution of their problems. Research and service activities

continue throughout the year. Some projects of interest are summarized below.

Survey of Pasture and Forage: A study of the mineral content of grasses and clovers taken from pastures and cultivated fields is being carried on in order to obtain information which will aid in solving mineral nutrition problems in Ontario. Results to date show that there is a wide difference in mineral content in the crops. This is directly related to the soil and type of crop and has a definite effect on the health and productivity of live stock.

Potato Investigations: In co-operation with the Central Experimental Farm at Ottawa special investigations are being carried on in the Caradoc district of Middlesex County in regard to various problems in connection with potato growing. The relation of soil fertility and fertilizer treatments to the size, shape and quality of the potatoes is being studied.

Mineral Deficiency in Growing Calves: Experimental work was carried out with a group of growing calves approximately three months old which showed signs of mineral deficiency. By a proper type of ration combined with free choice of minerals in different forms the trouble appeared to be corrected, and a marked increase in the rate of growth and bloom was made.

Ground Soya Beans for Milking Cows: Trials with ground soya beans as the sole protein supplement in the ration of milking cows have indicated that this feed is very satisfactory, and where it can be grown to maturity it may find an important place in the dairy cow ration.

O.A.C. Honey Strainer: The need of some form of equipment that will satisfactorily strain cold honey has long been evident. The O.A.C. Honey Strainer, developed during the past year, consists of a series of cylindrical metal cloth screens arranged vertically in a tank fitted with a baffle board. Owing to the arrangement of the screens, surface tension is reduced, making possible a continuous and rapid flow of cold, well-strained honey. Keen interest has been taken in this strainer, and many will be put into use during this coming season.

Ailsa Craig Beef Pasture: The results of four years' work have shown that fertilized areas have increased in grazing capacity per acre by over 50 per cent., and the increased yield of beef produced has paid for the investment in fertilizer and left a net profit of nearly \$2.00 per acre when the cattle were bought at 4c and sold at 6c per pound.

The sod is nearly twice as thick on the treated area as that on the check, with a higher percentage of clover. The mineral content of the plant ash also is slightly higher in calcium and phosphorus.

Holyrood Beef Pasture: This project was established to determine whether improving the fertility of the soil by fertilizers would increase the phosphorus content of the herbage and improve the quality of the cattle. As a check against this, another group received bone meal and salt in the trough and a third was on ordinary pasture.

Results to date show that the bone meal and salt group made better gains than the check group. The fertilized area increased the grazing capacity 50 per cent., with larger individual gains and with a higher dressing percentage.

Neubauer Laboratory: In the hope of determining more effectively the nutritional deficiencies of Ontario soils a Neubauer Laboratory has been established at the College. This laboratory employs one of the few biological methods yet developed for soil testing. Its installation was made possible by the generous co-operation of the American Potash Institute.

Field Crop Tests and Demonstrations: Demonstration plots of soy beans were conducted in nearly every county of the Province. Over forty tests were reported with an average yield of fodder of around two tons and 17.5 bushels of seed per acre. Oat and barley demonstration plots were located on seventeen farms for tests of five varieties of oats and two of barley. The favourable showing of the new Erban Oats was gratifying.

Through the Ontario Experimental Union, 2738 tests were carried out during the 1936 growing season. These tests included 26 varieties of grain and 36 varieties of fodder crops.

Insulated Greenhouse: An insulated greenhouse which, it is believed, will be a considerable improvement on the ordinary type is now being tested by the Department of Horticulture. This project has been made possible by the generous co-operation of the H.E.P.C. of Ontario. Glass is used only on the south side of the greenhouse; the remaining walls and the roof are insulated with rock wool and the house is heated by electricity.

A similar type of greenhouse has given satisfactory results at the Boyce Thompson Institute, Yonkers, N.Y., and it is hoped that after some adaptation to Ontario climatic conditions the insulated greenhouse may prove equally satisfactory here.

Waxing Fruits and Vegetables: The increasing use of wax as a means of preserving fruits and vegetables in preparing them for marketing or storage has led to many demands for information on this subject. Experiments have been carried on to determine the most effective and economical methods for the use of wax with parsnips, turnips, beets, carrots, and other fruits and vegetables.

Control of Cheese Mites: The increasing damage caused by the cheese mite within the last few years has led to a special investigation of it. The conditions favouring its increase have been studied, and comparatively easy methods of control have been worked out; this information has been made available in a popular bulletin on the subject.

Canning Tomatoes in Eastern Ontario: Tests carried out during the past year have shown that several of the more recently introduced varieties give quite satisfactory marketable yields. Experimental work in disease control was continued. Results indicate that spraying in the frame is the best treatment yet tried for Early Blight, Late Blight or Leaf Spot, and that Leather End in field crops may be reduced by proper preparation of the soil and the use of a complete fertilizer.

Poultry Breeding Station Programme: Under the Ontario Breeding Station programme 613 flocks were accepted for examination during the past year. A total of 213,591 birds of these flocks were banded and tested. The demand for this service continues to show rapid increase.

Poultry Nutrition: The value of fortified cod liver oil as a vitamin D supplement in the rations prepared with special reference to the hatching qualities of the eggs was studied in comparison with several similar

types of vitamin D supplement. On the whole the fortified cod liver oil proved slightly more efficient than the others on a unit basis.

A study of grass products in the ration of battery chicks has shown that the grass products are excellent conditioners of chicks raised indoors.

Blue Cheese Investigations: Experimental work has been carried out in regard to the best method of growing the mould required for the production of this cheese. Various strains of mould have been tested and other investigations have been conducted designed to give greater uniformity and higher quality to the product.

Demonstrations in Soil Fertility: Demonstration plots were operated in thirty-two counties in 1936, and twelve different crops were grown. Treatments were made to suit the requirements of both crops and soils. Farmers' meetings were held at many of these demonstration fields and proved an effective medium for directing attention to the importance of soil fertility and for discussing fertilizer problems.

Soil Survey: A large proportion of the beef grazing area in Western Ontario was included in the approximately sixteen hundred square miles which were mapped during the past year. Mapping was completed for three quarters of the County of Huron and about one-half of the County of Perth. Samples were also taken from the Counties of Bruce, Essex, and Haldimand.

Survey of Milk Costs: A study of the cost of milk production which is to be carried on for at least three years has been begun by the Ontario Milk Producers' Associations. In this study the Agricultural Economics Department of the College and the Economics Branch of the Federal Department of Agriculture are closely co-operating. The yearly records of all milk costs are to be kept by sixteen hundred and twenty farmers selected in various parts of Ontario.

Drainage Activities: Owing to the unusual dryness of the early summer, requests for advice and technical assistance in drainage were confined chiefly to the late summer and early fall. During that season the rush was greater than usual and, on the whole, interest in drainage work has been well maintained in all sections of the Province.

Root Rot in Stored Celery: The question of the proper handling of celery in storage is being reviewed by outstanding storage men and growers in co-operation with the Department of Horticulture. Some effective treatment which can be used after harvesting to avoid the development of rot as a result of the activity of bacteria or fungi is necessary. Experimental work is being carried on with various chemicals in the hope of discovering some satisfactory treatment.

Lettuce Disease: Investigations extending over several years with regard to the causes of disease in greenhouse-grown lettuce in the London area have been completed. Commercial control has been obtained and control practices are described in available mimeographed bulletins.

ADDITIONS TO HERDS AND FLOCKS

Many valuable animals have been added to the herds and flocks of the College through generous gifts from interested friends. On the initiative of the Honourable the Minister of Agriculture, Mr. Duncan Marshall, a group of Toronto business men subscribed funds for the purchase of *Mill-*

hills Ransom, Grand Champion at the Perth Sale in Scotland. Another acquisition of first importance during the year was a flock of Kerry Hill sheep, which was presented to the College. Mr. Rupert Davies of Kingston, Ontario, and Mr. J. J. Bortwick, Chairman of the Council of Newton, North Wales, with the financial support of the Kerry Hill Book Society, were instrumental in securing this valuable flock for the College. Such animals are of inestimable value for instructional and experimental purposes, and great benefit should accrue to the farmers of the Province from the continued breeding and sale of superior stock.

Mr. Marshall has had the support and co-operation of a great number of individual breeders and Breeders' Associations in his efforts to promote the live stock production at the College. In addition to those mentioned above, the following animals have been donated to the College:

Millhills Missie 21st (imp.)—269998—, Shorthorn heifer, donated by D. M. Stewart, Millhills Crief, Perthshire, Scotland.

Annandale Ayr Pilot—179244—, Ayrshire bull calf, donated by The Lieutenant--Governor of Ontario, Dr. H. A. Bruce.

Dunlop Reflection—110286—, Ayrshire aged bull, donated by Senator Frank P. O'Connor, Maryvale Farms.

Collynie Electress (Imp.)—275327—, Shorthorn heifer, donated by Duthie Webster, Tarves, Aberdeenshire, Scotland.

Briarcliff Eisa 22nd—54816—and

Briarcliff Quality 8th—54817—, Aberdeen Angus heifers, donated by Oakleigh Thorne, Briarcliff Farms, Pine Plains, New York.

Design Hussar—81828—, Jersey bull calf, donated by W. B. Cleland, Troy, Ontario.

GIFTS AND AWARDS

Joseph Webb Prize in Agricultural Engineering: The late Rev. Charles Wesley Webb, B.A., M.A., D.D., in his will bequeathed Five Hundred Dollars (\$500) to the O.A.C. for the purpose of establishing an annual prize in the Department of Agricultural Engineering. This prize is to be awarded to the candidate for the B.S.A. degree who, in the opinion of the Demonstrator in the Department of Agricultural Engineering, has the most thorough knowledge of the farm machinery used in the operation of an Ontario farm.

The Captain E. T. Goring Shield: This trophy was donated by Captain E. T. Goring upon his vacating command of the O.A.C. Contingent, C.O.T.C., in 1933. The trophy, consisting of a silver copy of the official badge mounted on an attractive shield, is awarded annually to the outstanding Section Commander for leadership.

Student Gifts: The Students' Co-operative Association, the Union Literary Society, and the 1937 Short Course group made donations amounting to several hundred dollars for the purpose of promoting music on the campus, securing books for the library, etc.

.. *Books from the Carnegie Endowment*: As a result of the establishment of a Public Speaking Club in the College, the Carnegie Endowment for International Peace presented a number of books to the College Library. The Endowment will continue its contributions from year to year.

CONFERENCES AND VISITS

Last year again a large number of organizations visited the College to make or to renew contact with members of the Faculty and to study the work of the various departments. Associated Countrywomen of the World sent six thousand representatives to a convention sponsored by the Women's Institute Branch. The Clydesdale Field Day drew a great number of Ontario Clydesdale Club members to the College; and Pharmacists and Teachers from Toronto accepted invitations to visit the College, to mention only a few.

OUTSTANDING EVENTS AT THE COLLEGE DURING YEAR

Farm and Home Week

The increasing interest aroused among the rural people of the Province by Farm and Home Week has been very strikingly shown in the greatly increased attendance of the past few years. The total this year was 16,400 farm visitors as compared with 13,500 for the corresponding week last year.

Judging Teams

Each year arrangements are made for groups of senior students to take short trips whereby they may increase their practical knowledge and learn something of the work being carried on at other agricultural institutions. Prominent among these groups are the judging teams which take part in the international competitions held in the United States. During the past year the College was represented at the International Live Stock Judging Contest and at the Intercollegiate Meat Judging Contest, both in Chicago, Illinois, and also at the National Dairy Show in Dallas, Texas. In preparation for these contests the members of the teams visited a great number of the leading live stock farms and several universities in the United States, accompanied by a member of the staff who provided the necessary advice and instruction.

Parties of students specializing in Horticulture and Field Husbandry spent a week travelling to points of importance in Canada and the United States under the guidance of members of their departments.

Presentation of Millhills Ransom.

Several hundred interested live stock men gathered at the College on Saturday, June 13, to witness the presentation of this bull to the College. The bull which was purchased on the initiative of the Minister of Agriculture, Mr. Duncan Marshall, with funds subscribed by Toronto business men, is an excellent Shorthorn specimen of high-class breeding. The pedigree of the animal together with transfer papers was handed to Dr. Christie, President of the College, by Sir Joseph Flavelle. Following the presentation luncheon was served for the guests in Creelman Hall.

Student Appointed to Royal Winter Fair Board

As a result of action taken by the Executive of the Royal Winter Fair, a student of the Senior Class was appointed to the Board of Directors of the Fair. This directorship signifies recognition of the student body of the Ontario Agricultural College and forms a desirable and important link between the students of the College and the Royal Winter Fair. It is another step in recognizing youth in agriculture.

ONTARIO VETERINARY COLLEGE

CONVOCATION AND COMMENCEMENT EXERCISES

At a special Convocation of the University of Toronto held on May 8, 1936, the degree of Bachelor of Veterinary Science (B.V.Sc.) was conferred on forty-five graduates by the Chancellor, The Rt. Hon. William Mulock, P.C., K.C.M.G., M.A., L.L.D.

The Annual Commencement Exercises were held on November 12, 1936, in the Assembly Hall of the College, at which the Honourable Duncan Marshall, D.Sc., Minister of Agriculture, presided.

STUDENT ENROLMENT

The number of students in attendance has been satisfactorily maintained during the current year. A total of 218 students were enrolled, this being an increase over the previous year. The attendance has reached the highest level since 1915 and is now up to capacity. To provide for any larger attendance, additional accommodation and staff would be required. In the meantime it would still seem desirable to keep the enrolment at a suitable level within the limits of capacity by a careful selection of applicants. As in previous years the majority of the students are residents of Ontario, but there are also in attendance a number of students from each of the other Provinces, from Great Britain, as well as from the United States.

COURSES OF STUDY AND INSTRUCTION

General Course

The general course of instruction is being arranged as appears most desirable to meet the general requirements. Until the time is considered opportune to extend the length of the course, as much time as possible is being devoted to basic subjects and to laboratory work in each department.

Anatomy: In the Department of Anatomy the work of dissection has been expanded to include horses, cattle, sheep, swine, dogs and cats. Since radiography (X-ray) is being more extensively used in veterinary practice, more attention is given to the dissection of those regions that may be most concerned. A series of normal photographs is being prepared for comparative examination in X-ray work on animals. A set of dissected regional specimens is being built up, and when completed this will make a permanent collection of considerable value. Coloured charts have also been prepared, illustrating various structures of special importance, such as udder structure and conformation, the generative organs, the vascular and nervous systems.

Parasitology: This course has been so arranged that the lectures are supplemented by special laboratory exercises, use of lantern slides and examination of museum specimens. Students are also required to make a collection of parasites to gain practical experience in conducting post-mortem examinations and at the same time to become familiar with the common parasites of the domestic animals.

Milk Hygiene: More consideration is being given to milk hygiene. The course includes lectures and practical work, such as visits to dairies and dairy farms, and bacteriological and chemical examination of samples of milk submitted for analysis.

Poultry Diseases: Owing to the ample material received for laboratory diagnosis, it was possible to make the course in poultry diseases a practical one by having the students conduct ante-mortem and post-mortem examinations of diseased birds and make bacteriological studies where necessary. Certain phases of the practical work were studied on large up-to-date poultry farms.

Zoology, Embryology and Histology: The work in these subjects has been co-ordinated so as to furnish a preparatory course for scientific studies and laboratory work in the applied fields of parasitology, pathology, bacteriology and clinical medicine.

Pathology and Bacteriology: The course in pathology and bacteriology is comprehensive and consists of lectures and laboratory exercises designed to give the student the best possible training in these subjects. Many post-mortem examinations are made, providing much valuable material for study. An increasing number of pathological specimens are being added to the museum, which greatly facilitates the teaching in pathology.

Therapeutics, Medicine and Surgery: In these departments the lectures and clinical instruction have been correlated so that the student receives definite training in diagnosis, clinical work, proper administration of medicine, methods of restraint and surgical manipulations, and in the general care and management of sick animals.

Special Courses

During the month of June a short course relating to the fur farming industry was conducted in co-operation with the Ontario Silver Fox Breeders' Association. The course, consisting of lectures and demonstrations, dealt with such problems as distemper, grading of pelts, ailments affecting the fox ranch, feeding of mink, general principles of feeding, nutrition of pregnant animals and its relation to reproduction, breeding of foxes, conservation of animal health, invisible causes of disease, tuberculosis in foxes and mink.

During the month of July a special course was given in co-operation with the Ontario Veterinary Association. The programme comprised the following topics: mastitis, field tests and clinical examinations; prevailing diseases of swine; anatomy and histology of the udder; prevention, control and treatment of mastitis; pathology and bacteriology of mastitis; physiology of milk secretion.

PUBLIC EXTENSION WORK

Research and Investigational Projects

Owing to the increased student enrolment and the additional amount of routine work, less time could be devoted to essential research than would be desirable. However, much of the routine work is related to laboratory examination of specimens and to investigation of diseases and will be of value in research which may be undertaken as opportunity permits. A partial list of titles of reports on investigations and experiments follows:

Studies in Joint-III of Foals.
Joint-III in Foals.
Anemia in Piglets.
Acute Fatal Rhinitis in Calves.
An Obstinate Case of Warts.
Suspected Forage Poisoning.
Pyelonephritis.
Diseases of Swine.
Tuberculosis in a Horse.
Tattooing of Animals.

Animal Clinics

In this Department the practical application of veterinary medicine and surgery is demonstrated. Cases for the clinic come from many parts of the Province, being brought in at the suggestion of practicing veterinarians and others. In addition to those brought from a distance, the Agricultural College live stock and other animals in the immediate vicinity of Guelph are frequently presented for clinical observation and treatment.

The nature of these cases is quite varied and all kinds of domestic animals are submitted. This is revealed in the following data taken from the 1936-1937 records of the clinical Department. In the past year 202 horses were submitted to the clinic. Surgical cases were preponderant but there were also a number of disease conditions and, in a few instances, cases of an infectious nature representing ailments affecting a number of animals in the same quarters. There were 130 cattle submitted and in this species sterility cases and breeding abnormalities were most numerous. There were also a number of herd conditions such as abortion, mammitis, sterility, mange, and hemorrhagic septicemia under surveillance. Representative cases from affected herds of calf scours, calf pneumonia, Johne's disease, actinomycosis, and tuberculosis were brought in for diagnosis and used for demonstration purposes.

Upwards of 90 swine were submitted for examination. In reference to the swine clinics, there were a considerable number of surgical cases such as hernias, cryptorchidism and other congenital aberrations. These provide interesting and useful clinics because surgical treatment of these abnormalities is attended with good results in most instances and can be clearly demonstrated. Many of the swine cases, however, are disease conditions representative of some affection of a litter or a herd of pigs, and because the history of these outbreaks, the clinical aspects of the case, the post mortem examination (in some instances) and the subsequent bacteriological findings can be followed through, they make exceptionally useful clinics. The diseases most commonly observed are anemia of suckling pigs, gastro-enteritis, pneumonic affections, parasitism and nutritional

disturbances. Such infections as those responsible for hemorrhagic septicemia, swine erysipelas, necrotic enteritis and general sepsis are frequently isolated.

The sheep clinics are not so numerous as those of swine, but here again certain cases are brought in as examples of flock conditions and include such diseases as parasitism, pregnancy diseases, hemorrhagic septicemia, lambing troubles and nutritional imbalances.

The small animal clinic is well patronized, dogs, cats, and other pets being submitted for examination and treatment. Many of the cases are surgical in character, but there are a considerable number of patients suffering from the various ailments peculiar to the canine and feline species, mange, distemper, chorea, gastritis, eczema, fractures and dietary errors being illustrative of the most common disease conditions encountered.

The greater part of the foregoing activities of this Department falls within the instructional period of the College. In the interim the work is confined to occasional examinations of exceptional cases, to extension service in the form of investigations of outbreaks of disease and assistance to practitioners in a consultative capacity.

Preparation of Biological Products

A total of 75,700 test doses of *S. pullorum* antigen and positive and negative control sera was distributed to veterinarians for the agglutination test for *S. pullorum* infection, and 18,815 test doses of *Br. abortus* antigen were also sent out for use by veterinary surgeons. It is gratifying to note that each year more veterinarians are qualifying themselves to conduct the agglutination test for *S. pullorum* and *Br. abortus* infection. In addition to the instruction offered at the usual conferences at the College, instruction in performing these tests has also been given at other times by appointment.

Routine Examination of Specimens

This work is increasing enormously and occupies a major part of the time. It consists of routine examination of samples of cattle blood, and bacteriological or such other examination as is required, of other specimens.

Serological Tests

These tests are commonly known as blood tests and are widely used for the diagnosis of Bang's Disease in cattle (contagious abortion). For the diagnosis of Bang's Disease 20,753 blood samples were submitted to the agglutination or blood test for *Br. abortus* infection. Included in this number were 4054 purebred cows intended for export to the United States. The results of these tests are outlined in the following table:

BLOOD SERUM EXAMINATION OF CATTLE FOR BANG'S DISEASE

Number of Samples Received	Positive	Doubtful	Negative	Unfit for Testing
20,753	2,547	522	17, 537	147

Laboratory Examinations

During the year specimens were received for laboratory examination as indicated in the following tables:

PATHOLOGICAL EXAMINATIONS

Nature of Case	Cattle	Sheep	Horses	Swine	Dogs	Cats	Rabbits	Birds	Fox	Mink	Fish	Total
Tuberculosis	3	—	—	—	—	—	1	—	—	—	—	4
Neoplasm	3	—	1	2	26	2	—	—	—	—	—	34
Parasites	1	4	4	3	8	5	—	3	12	3	—	43
Enteritis	5	—	2	4	2	—	—	—	4	1	—	18
Pneumonia	7	2	—	17	3	1	1	—	4	—	—	35
Nephritis	5	—	2	1	2	1	—	—	—	—	—	11
Tissue from												
Operations	3	1	12	—	5	—	—	—	—	—	—	21
Hemorrhagic												
Septicemia	5	3	—	7	—	—	—	—	—	—	—	15
Gastritis	—	—	1	1	5	—	—	—	2	—	—	9
Food Poisoning ..	—	—	—	—	1	—	—	—	1	3	—	5
Abortion	2	—	2	—	—	—	—	—	—	—	—	4
Anemia	—	—	—	7	—	—	—	—	—	—	—	7
Pericarditis	3	—	—	2	—	—	—	1	1	—	—	7
Mastitis	8	—	—	—	—	—	—	—	—	—	—	8
Johne's Disease ..	5	—	—	—	—	—	—	—	—	—	—	5
Hepatitis	4	—	1	1	1	—	—	—	—	—	—	7
Actinomycosis	4	—	—	—	—	—	—	—	—	—	—	4
Examination of												
Pus	5	1	4	—	—	—	—	—	—	—	—	10
Blood Tests	2	—	6	—	—	—	—	—	—	—	—	8
Abscess	3	—	2	—	—	—	—	—	—	—	—	5
Red Water	5	—	—	—	—	—	—	—	—	—	—	5
Swamp Fever	—	—	6	—	—	—	—	—	—	—	—	6
Urine	2	—	1	—	—	—	—	—	—	—	—	3
Meat Inspection ..	4	—	—	7	—	—	—	—	—	—	—	11
Miscellaneous	5	2	9	5	8	1	1	3	4	13	3	54
Totals	84	13	53	57	61	10	3	7	28	20	3	339

POULTRY DISEASES

Nature of Case	Number of Cases
Adult Pullorum Infection	97
Ascites	3
Avian Diphtheria	4
Coccidiosis	367
Colds and Roup	18
Enterohepatitis (turkeys)	21
Enterohepatitis (chicken)	18
Fowl Cholera	34
Laryngo-tracheitis	61
Leucosis	53
Pullorum Disease of Chicks	610
Tuberculosis	43
Duck and Goose Septicaemia	4
Neurolymphomatosis	1
Other Infections	28
Volvulus and Impaction	6
Egg Bound	1
Internal Laying	33
Enteritis	23
External Parasitism	1
Impaction of Crop	5
Impaction of Gizzard	1
Injuries	23
Nutritional Disorders	364

Poultry Diseases	No. of Cases
Prolapse	7
Poisoning	1
Ruptured Liver	15
Tumours	61
Worms (ascardia)	68
Worms (capillaria)	38
Worms (large tape)	93
Worms (minute tape)	52
Worms (gizzard)	1
Worms (round and tape)	53
No evidence of Disease or Putrid	144*
Total	<u>2352</u>

*Of these, 84 were cases used at the O.A.C. in a nutritional experiment.

MISCELLANEOUS LABORATORY EXAMINATIONS

Samples	Number of Cases
Milk and Cream	139
Pus	4
Water	1
Feed	10
Fecal (cow)	1
Total	<u>155</u>

Throughout the year an immense volume of correspondence has received attention, as well as daily personal interviews with farmers and others seeking advice regarding diseased animals. Much of this routine work is of an exacting nature requiring careful and painstaking effort in extending helpful guidance.

KEMPTVILLE AGRICULTURAL SCHOOL

ENROLMENT

The enrolment in the various courses offered during the period April 1, 1936 to March 31, 1937, was as follows:

Agriculture

Senior Year (Two Year Course)	34	
Junior Year (Two Year Course)	46	
Short Course—Poultry	30	
Short Course—Farm Mechanics	35	
Public and Separate School Teachers' Summer Course	330	475
	<u>475</u>	

Home Economics

Home Makers' Course (One Year Course)	20	
Home Economics Course (Two Year Course)	8	28
	<u>28</u>	

Eastern Dairy School

Cheese and Buttermakers' Winter Course	31	
Total	<u>534</u>	

The following table gives the enrolment since the year 1928-29:

Courses	1928	1929	1930	1931	1932	1933	1934	1935	1936	1937
	1929	1930	1931	1932	1933	1934	1935	1936	1937	1937
Senior Yr. Agriculture	19	11	29	37	27	25	17	24	34	
Junior Yr. Agriculture	15	40	42	51	46	29	33	46	46	
Two Yr. Home Economics	—	—	—	—	—	—	—	—	—	8
Home Makers' Home Economics	13	9	6	—	—	—	35	22	20	
Elementary Agriculture Summer Course	46	54	52	80	77	56	47	156	330	
Short Course Agriculture	25	25	20	25	25	55	55	12	—	
Domestic Science Junior Year	—	—	—	8	8	Discontinued				
Domestic Science Senior Year	—	—	—	6	7	Discontinued				
Domestic Science Short Course	—	—	12	11	—	Discontinued				
Short Course Poultry	—	—	—	—	—	—	—	—	—	30
Short Course Farm Mechanics	—	—	—	—	—	—	—	—	—	35
Cheese and Buttermakers' Winter Course	—	—	—	—	—	—	—	—	—	31
Totals	118	139	161	218	190	165	187	260	534	

An analysis of the register covering the students enrolled in the regular courses in Agriculture and Home Economics, shows a distribution by counties, as follows:

Carleton	27	Glengarry	4	Dundas	2
Prince Ed.	5	Lennox and		Renfrew	1
Hastings	3	Addington	3	Stormont	5
Durham	3	Middlesex	1	Frontenac	4
Huron	1	Grenville	15	Peel	3
North. Ontario ..	1	Oxford	4	Prescott	2
Leeds	16	York	3	Lanark	1

One student came from Quebec, two from the United States, and one from Switzerland.

GROUPS VISITING THE COLLEGE

The Kemptville Agricultural School is becoming the focal point of agricultural activity in Eastern Ontario. Not only is the enrolment the greatest in the history of the institution, but a greater number of farmers and farmers' organizations make use of the facilities of the School than ever before. The following are some of the groups that visited the school during the year:

- Ottawa Valley Seed Growers' Association.
- Eastern Ontario Jersey Breeders' Association.
- Ottawa Valley Ayrshire Breeders' Association.
- Dundas-Grenville Ayrshire Breeders' Association.
- Frontenac, Leeds and Grenville Holstein Breeders' Association.
- Eastern Ontario Creamery Association.
- Grenville Cheese Patrons' Association.
- Women's Institutes.
- Trustees and Ratepayers' Association.
- Weed Inspectors.

Beckkeepers.
Grenville Junior Farmers' Judging Competition.
Ontario Cheese Patrons' Association.
Renfrew Agricultural High School Students.
Eastern Ontario County Judging Teams.
Eastern Ontario Agricultural Representatives.
Stittsville Short Courses in Agriculture and Home Economics.
K.A.S. Alumni Association.
O.A.C. Alumni Association.

In addition, many rural young people's organizations held picnics and field days on the campus.

EXTENSION WORK

Members of the staff were kept busy with extension work, addressing farm meetings, assisting at fairs and acting on committees of various kinds. The Principal attended and addressed over sixty meetings during the year, besides acting as Superintendent of the School Farm and lecturing in Weed Control, Beef Cattle and Farm Management to the regular students in Agriculture. The Principal was also a member of the Ontario Advanced Registry Board for Swine, the Provincial Advisory Seed Board, the Ottawa Winter Fair, and Kemptville Agricultural Society.

ADDITIONS TO SCHOOL DURING YEAR

Demonstration Home

The Home Economics Course at Kemptville Agricultural School has been made more valuable to the young women of Eastern Ontario by the addition of a Demonstration House as a practical laboratory in which the students may gain actual experience in the arts and skills of Homemaking.

The house formerly occupied by the late Mr. W. J. Bell, has been converted into a Demonstration House. Its purpose is to afford practical experience in the management of a home, in the purchasing of food and the preparation of family meals; further it will serve as a demonstration of good furnishing on a moderate income level, and as an example of efficient working conditions in a well planned and convenient kitchen. In the House students will be able to receive guests in a homelike atmosphere. This innovation is proving very popular with the students, with rural organizations such as Women's Institutes, and with the farmers' wives of the district.

The girls have lived in the house in groups of four, each in turn carrying out the work of house-keeper, waitress, cook and hostess during the two weeks' stay.

Kemptville Agricultural School is proud to report the first self-contained house to be used as a laboratory of a Home Economics Department in the Province of Ontario, and to report also that satisfaction and enthusiasm have met the first year of operation of the House.

New Subjects in Curriculum of Agriculture

In the Farm Mechanics Department, a new subject, Harness Repair, consisting of lectures and practical work, was added to the course of study. In Animal Husbandry, Farm Meats was added, consisting of slaughtering, cutting up of carcasses, identification of meat cuts, etc. This course was made possible through the installation of a new refrigeration unit in the

basement of the Residence. Two chambers make up the unit, one for butter, milk and dairy products, and the other for farm meats. Incidentally, the cost of operating the dining-hall is reduced, as further produce of the School Farm is made available for use in the kitchen.

New Purebred Live Stock for the School Farm

The dairy herd was strengthened by the addition of several outstanding animals. The *Ayrshire* and *Holstein* herds are fully accredited, negative to blood tests and free from mastitis. A shipment of large white (*Yorkshire*) swine from England and Scotland was added to the piggery, and a Clydesdale mare was purchased. All pigs are treated regularly for external and internal parasites, and the horses are treated for bot larva. The purebred Shropshire flock was maintained and dipped for external parasites.

Commercial Live Stock

A carload of feeder steers was purchased in the fall. They were used for instruction in beef feeding and management, for beef judging and marketing methods. Ninety-nine Western feeder lambs were secured under the Federal Lamb Feeding Policy.

SCHOOL DEMONSTRATION FARM

The year produced above average yields of every kind of crop. Pasture was abundant throughout the season, hay was heavy, grain crops were excellent, and the root crops were considerably above average. Registered *Alaska* Oats were grown with yields of 58 to 67 bushels per acre. A mixture of *Golden Glow* and *Wisconsin No. 7* field corn produced enough silage to fill three silos, 12 ft. x 30 ft., 14 ft. x 30 ft., and 16 ft. x 32 ft. Over 100 tons of mangels of the *Yellow Leviathan* variety was grown for the dairy herds, swine and poultry, and two hundred tons of first-class hay was harvested. The seed mixture used on the School Farm was as follows:

Alfalfa	7 lbs.
Red Clover	5 lbs.
Alsike	4 lbs.
Timothy	4 lbs.

20 lbs. per acre.

Eastern Ontario farmers purchased livestock at reasonable prices throughout the year, particularly *Yorkshire* gilts, boars, bulls from R.O.P. dams, ram lambs, etc.

The School Farm continued to demonstrate to students and farmers:

- Suitable varieties of grain and roots,
- Crop management and rotation,
- Weed Control measures,
- Woodlot management,
- Marketing feed through live stock,
- Profitable live stock for Eastern Ontario,
- Disease prevention in herds and flocks.

Seed Cleaning Plant

Custom work for cleaning and grading coarse grains, clover and grass seeds, and vegetable seeds, was done for approximately 300 farmers and specialized seed growers. New equipment, consisting of a power

cleaner with scourer attached, wheat Cater disk separator and an oats-barley Cater disk separator, was installed during the year. A complete set of new screens and sieves was also purchased. The new equipment guarantees a first-class job of cleaning and grading and will no doubt stimulate the use of high quality seed on farms of the surrounding district. The seed plant operates from freeze-up in the autumn to seeding time in the spring.

Student Royal Show

This outstanding function was held on March 9, 1937. Over 60 head of live stock were exhibited before the judges. Exhibits of seeds, roots, grains, pressed weed collections, home garden plans, insect collections, forging, woodwork, soldering, rope splicing, harness repair, etc., were voted outstanding by the judges. The Home Economics students held open house for their friends during the day and visitors were taken through the Demonstration Home, School Residence, clothing laboratory, and class kitchen. Afternoon tea was served to members of the Women's Institutes and other guests from the surrounding district.

COURSES OF INSTRUCTION

Home Economics

The programme of improving the decorations of the Residence has been carried on from last year. It has included refinishing furniture in the boys' residence, varnishing woodwork, etc. A certain amount of new furniture has been acquired, and new equipment has been added to facilitate the working conditions in the Residence.

Two Year Home Economics Course: This course was reopened in 1936. It has an entrance requirement of Junior Matriculation and consists of two school terms of six months each. Realizing that there are increasing opportunities for the young women of our Province in catering to the tourist trade, the Department of Home Economics planned the Two Year Course with a view to develop ability along this line.

Homemakers' Course: The course for Homemakers has been continued to take care of such girls who do not have their matriculation examinations, or who plan to spend only one year on their course.

Horticulture

Throughout the school year lectures and practical instruction were given to students, in the following horticultural subjects: Pomology, Vegetable Gardening, Horticulture and Gardening. Lectures and laboratory instruction were also given in Botany, Entomology, Genetics, and Farm Forestry. Further, it was found necessary during the past year to arrange for a course of lectures in Plant Pathology for the senior students in Agriculture.

The students in Home Economics were given thirty-two periods for lectures and practical instruction in horticultural work, chiefly Floriculture, Gardening and Plant Propagation.

During the months of July and early August, those attending the Teachers' Summer School received instruction in Floriculture, Gardening, Orchardling and Entomology.

A number of meetings were attended at which lectures were given on a variety of horticultural subjects. Lectures dealing with Orchard Methods, Farm Home Beautification, Ornamental Planning and Planting, Vegetable Gardening, Injurious Insects, Plant diseases, and Methods of Control, were most in demand.

The School orchards were benefitted by one of the most satisfactory growing seasons for some years. An exceptionally severe late spring frost killed fully eighty per cent. of all blossoms and buds, destroying many of the tender leaves and shoots, thereby removing all prospects of a fruit crop. This early damage, while disheartening to many local orchardists, proved to be a benefit as the season advanced. Since the severe winter of several years ago, the apple trees of this district have had little opportunity to regain vitality, until last summer.

It has become evident to many growers that hardier varieties of apples are necessary, or a hardier type of tree. The Federal Authorities have advocated hardier trees for years and, realizing the value of a demonstration orchard in the district, supplied much of the young stock necessary for a small orchard set out by the School for a hardier type of stock. The planting will be done as soon as the land permits.

Farm Engineering and Drainage

Lectures and demonstrations were given to the classes in Agriculture, to Short Course, Dairy School and Teachers' Summer School students. From May 1 to October 31, this Department acted as Drainage Supervisor for Eastern Ontario, working under the direction of the Drainage Division, Ontario Agricultural College, Guelph. During the year, 33 visits were made, of which 17 were advisory, 2 inspection, and 14 were preliminary surveys, 31,823 feet of drains being surveyed. All the surveys of this year were comparatively small and mostly for the improvement of more or less unprofitable areas. With one or two exceptions, all the work was done by hand-digging. A complete record of the work accomplished by this Department during the year is included in the report of the Drainage Division, O.A.C.

Regular Course from October to April: Lectures and demonstrations were given in the following subjects: Drainage, Electricity, Meteorology, Hydrostatics, and Mechanics; further in the selection, care and sharpening of tools, planning and construction of farm buildings, concrete and its use on the farm, iron and steel, gas engine, tractor and auto mechanics, farm water supply and sewage disposal, selection and repair of farm machinery, soldering, harness repair, rope splicing, belts and belt lacing, saw filing, forge work, oxy-acetylene welding and woodworking.

Through the co-operation of the International Harvester Co. Ltd., a tractor and a Diesel power plant were loaned to this Department for teaching purposes. The Beatty Co. Ltd. replaced their farm pressure system with an up-to-date unit.

Short Course, Farm Mechanics, March 8-13: A number of subjects, such as harness repair, belt lacing, soldering, gas engines and tractor mechanics, were dealt with during the week of lectures and demonstrations.

Oxy-Acetylene Clinic, March 22. Through the co-operation of the Dominion Oxygen Co. Ltd., two experts in welding conducted a one-day clinic at the school. The senior students attended and received valuable instruction and training in welding.

Moving Pictures: The International Harvester Co. Ltd. showed moving pictures and "talkies" on the farm implement business to the student body in March. Later, the General Motors of Canada had moving pictures shown on the motor car industry. The Canadian Industries Ltd. afforded instruction in the use of explosives for blowing up stumps and breaking stones.

Poultry

The usual lectures were carried on during the regular courses and Summer School. In addition to the regular courses, a Poultry Short Course was held during the first week of March, at which there was an attendance of thirty.

The poultry plant had a reasonably successful year, and some very good records were made. Extension work continues to be a major activity. Seventy-seven farms were visited and 4950 hens were culled; several culling and disease demonstrations were given. From May 5 until June 7, the Department was engaged in seed distribution in the South Cochrane District of Northern Ontario. Sixteen farmers' meetings, with a total attendance of 595, and nine Short Courses, with an attendance of 707, were attended.

Chemistry, Soils and Fertilizers

During the past winter three groups were addressed on "Soil Deficiencies as Indicated by the Growing Plant." As a result of this it is expected that many requests for soil tests will be made as soon as suitable weather conditions prevail. The ability to make rapid field tests of the soil, showing the soil reaction and the presence or deficiency of nitrogen, phosphorus and potash, means a great deal to the farmer as it places him in a better position to choose the proper crops and apply the necessary plant nutrients. Several inquiries regarding soils and fertilizers were answered, and a few samples were examined in the laboratory. At the request of farmers, field tests were made of soils and crops, showing the presence or deficiency of plant food.

At several points meetings were addressed on mineral deficiencies as related to live stock and live stock products. Correction of mineral deficiencies through application of minerals to the soil was discussed before highly interested audiences.

The providing of suitable pasture for the dairy cattle throughout the summer season is a problem in Eastern Ontario. Attention will be given to this question in the near future.

Regular lectures in General Chemistry, Soils and Fertilizers, were given to students of Agriculture and Home Economics as well as to Summer School students.

Apiculture

The Apiary of the School is maintained mainly for demonstration classroom work and for the purposes of the dining-hall. The 1936 season was good; a good quality yield was obtained with a fair average production. The fall conditions were not very favourable, however, nor did the winter offer many opportunities for flights.

During the year several inquiries regarding beekeeping were answered, and five small apiaries were visited to deal with routine problems. Two meetings of Women's Institutes were addressed on subjects related to beekeeping.

Lectures and demonstrations were given to the regular classes in Agriculture and to the Teachers' Summer School Course.

EASTERN DAIRY SCHOOL

Following the closing of the Eastern Dairy School at Kingston in the Spring of 1936, arrangements were made to transfer the School and affiliate it with the Kemptville Agricultural School. The movable equipment at Kingston was dismantled and either moved to Kemptville or traded in for new equipment.

The accommodation of the School in its new location consists of three rooms in the basement of the main building of the Agricultural School. These rooms are used for Cheesemaking, Buttermaking and Dairy Laboratory respectively. In addition there are a milk and cream receiving room, a small storage for cheese and butter, and an office for the Superintendent.

The General Course for Cheese and Buttermakers was held during the winter as in previous years. A total of thirty-one students registered, twenty-six taking the full course and five taking special work. Eleven counties were represented in the registration, namely Carleton, Dundas, Frontenac, Glengarry, Grenville, Hastings, Lanark, Leeds, Northumberland, Russell, and Stormont.

It was found to be a distinct advantage for the Dairy School to be affiliated with the Agricultural School. Changes were made in the course given to the Dairy School students by introducing practical work in Dairy Mechanics, lectures in Public Speaking, and demonstrations with dairy live stock.

The staff of the Dairy School consisted of the Superintendent and four instructors placed at the disposal of the School by the Dairy Branch. Members of the Agricultural School assisted with the work in Dairy Mechanics, Public Speaking, and Dairy Live Stock. An additional advantage of the Dairy School's being associated with the Agricultural School was that the Superintendent was able to give instruction in the subjects pertaining to dairying to all classes of Agriculture and Home Economics. The Dairy staff gave practical lectures in milk testing and milk and cream production to the students of Agriculture.

In its policy the Eastern Dairy School is now confined to the work of instruction and service to the dairy industry. The manufacture of butter and cheese on a commercial basis has been discontinued.

After the School had been dismantled and moved to Kemptville the Superintendent of the Eastern Dairy School was employed by the Dairy Branch for the duration of the summer of 1936 in giving assistance to instructors' groups in an effort to discover the cause of certain undesirable flavours in Ontario cheese. At forty-one factories microscopical examination and classification into first, second or third grade was made of each patron's milk. A high percentage of third grade milk was found at the factories where second and lower grade cheese had been reported. Many of the factories visited showed the need of renovation and improvement.

During the summer the Superintendent judged the competition for the best conducted factories in Prince Edward County and adjacent districts. Undoubtedly this competition had something to do with the fact that the County of Prince Edward obtained the highest average for cheese made and graded in 1936, in stimulating the cheesemakers to put forth their best effort. While travelling in the service of the Dairy Branch, the Superintendent also addressed a number of organizations interested in the cheese industry.

ONTARIO HORTICULTURAL EXPERIMENT STATION, VINELAND

RESEARCH PROJECTS

Mineral Deficiency Studies

During 1936, as in 1934 and 1935, there was widespread evidence of mineral deficiency troubles on orchard trees. The continued presence of these symptoms, while somewhat accentuated by the dry weather of the past few summers, definitely shows the serious nature of our soil problems in the Niagara Peninsula. An active campaign to acquaint the farmers with this situation has been carried out during the past two years. Illustrated lectures with coloured slides were given to many farmers' meetings and short courses during the winters of 1935 and 1936. On the whole the meetings were very well attended, and keen interest was shown by the farmers, who now realize that some remedial methods must be adopted.

Experimental work was continued in the Station orchards during the past season. Striking results were shown in several of the methods adopted to reduce leaf scorch due to mineral deficiencies; the leaf scorch was greatly reduced by suitable applications of mineral fertilizers and manure.

During 1936 a pot culture experiment was conducted using eighty peach trees grown in pure silica sand, to which culture solutions of known composition were applied. In this way leaf symptoms for the various deficiencies were established for nitrogen, phosphorus, potassium, calcium, magnesium, manganese and boron. These symptoms were photographed in natural colours, and the resulting slides were used as illustrative lecture material at the various meetings held during the past winter.

A soil survey of the various peach soil types throughout the Peninsula was made during 1936. Two hundred and eighteen farms were sampled and over six hundred soil samples were brought into the laboratory and analyzed for their available mineral content. This survey showed that ninety per cent. of the farms sampled were deficient in available potassium and that fifty per cent. were deficient in available phosphorus. Another interesting fact brought out by the survey was that 67.8 per cent. of the farmers contacted did not use any form of mineral fertilizer, a fact which probably accounts for the increasingly widespread nature of the mineral deficiency symptoms as shown by the leaves of orchard trees.

A Study of the Extent to Which Apple Orchard Cultivation May be Economically Reduced . . .

In the spring of 1928 an experiment was started to compare the results between the usual period of cultivation (up to July 15, then seeding to a green manure crop) and a minimum system whereby the ground would

simply be well prepared for a seed bed and seeded to a green manure crop (about May 15). The orchard under experiment, planted in 1920, is a six acre block of *Baldwin*, *McIntosh* and *Spy*, planted 39 ft. x 39 ft. with *Duchess* and *Wealthy* as fillers. This orchard is growing in a nearly level block of land classified as Vineland Fine Sandy Loam (Dept. of Chemistry, O.A.C.). From the time of planting until the fall of 1927 the whole orchard received uniform treatment, and while the trees made only fair growth they were remarkably uniform in appearance and trunk measurement.

The plan of the experiment was that the whole orchard should be spring plowed and half the orchard (4 plots) should receive early spring working only sufficient to prepare a good seed bed, and then be seeded to a green manure crop (about May 15). The remainder was to be cultivated until July 15 and then seeded. The green manure crops used in this experiment have varied considerably but have always been the same for all plots in any given year. The fertilizer treatments have also been uniform for all plots. No nitrogenous fertilizers have been used, but as the mineral supply was low, applications of superphosphate and sulphate of potash were made in 1934 and 1935.

TABLE 1.

Comparison of Size and Yield of Trees under Minimum and Regular Cultivation Treatments.

Variety	Minimum Cultivation		Regular Cultivation		Gains in favor of regular cultivation	
	Average Area of x-section of trunk (sq. ins.) November, 1935	Average yield per tree (lbs.) 1928-1935	Average area of x-section of trunk (sq. ins.) November, 1935	Average yield per tree (lbs.) 1928-1935	Average area x-section (sq. ins.)	Average yield (lbs.)
Baldwin	40.7	86.4	46.0	102.9	+5.3	+16.5
McIntosh	46.3	287.3	41.4	327.3	-4.9	+40.0
Spy	25.9	10.2	33.1	2.4	+7.2	-7.8
Duchess	22.9	340.8	24.9	323.8	+2.0	-17.0
Wealthy	30.7	256.4	32.4	226.7	+1.7	-29.7

Table 1 shows the yield and growth results of this experiment up to and including the fall of 1935 (after the 1935 crop most of the filler trees were removed, thus ending one phase of the experiment). This table shows only slight differences between treatments. Yields for *Duchess*, *Spy*, and *Wealthy* have been greater in the minimum cultivated plots. *Baldwin* and *McIntosh* have yielded better under more orthodox treatment. Where the higher yields were noted, a corresponding reduction in the tree growth was evident, indicating that fruit production tends to lessen vegetative growth.

Since 1931 soil moisture determinations have been taken weekly during the growing season (from early June to mid-October). Table 2 shows the average percentage moisture per plot per season and indicates that soil treatment has had little effect on the moisture supply.

TABLE 2.

Average Percentage Moisture from Weekly Determinations (17 weeks).

		1931	1932	1933	1934	1935	Grand Average
Minimum	0- 6"	13.5	16.7	13.5	11.5	11.0	13.2
Cultivation	6-12"	12.7	15.1	12.7	11.3	10.0	12.4
	12-18"	12.8	15.5	12.7	10.6	10.0	12.3
Regular	0- 6"	14.4	13.2	13.2	11.7	10.5	12.6
Cultivation	6-12"	13.4	14.6	12.0	12.0	9.5	12.3
	12-18"	13.2	15.3	12.0	10.9	9.2	12.1

Table 2 illustrates to some extent the idea that, although a green manure crop will withdraw a great deal of moisture from the soil by transpiration, and thus use more moisture than bare land, the run-off and evaporation losses following a rain will be much less than on bare ground.

Pollination of the Shiro Plum

In 1930 the attention of the Experiment station was drawn to the fact that *Shiro* plum trees in some orchards were not setting satisfactory crops. A study of this situation was undertaken, and it was definitely established that this lack of crop was noted where *Burbank* was the only other variety to provide cross-pollination. Where bearing trees of *Abundance* or *Red June*, two Japanese varieties, or *Reine Claude*, European variety, grew near *Shiro*, the set of fruit on the latter was satisfactory. This suggested a lack of compatibility of *Burbank* pollen on *Shiro*. An experiment was conducted with a large *Shiro* tree about 27 years old, under controlled conditions, factory cotton being used on the frame, as in regular plant breeding work. Two things became clear from the experiment: 1) *Burbank* hand-pollinated on *Shiro* gives a good set of fruit; 2) It was definitely established that *Lombard* and *Reine Claude* pollen will also give a good set of fruit on *Shiro*. Thus under orchard conditions *Burbank* will not cross-pollinate *Shiro*, but under controlled conditions a good set results. No explanation of this difference can be offered, but further pollination tests are being planned between these varieties in the hope that some explanation may be found.

Small Fruits

The project on the production of strawberry plants free from root rot has been continued. One grower was supplied with several hundred clean-rooted plants and he now has a considerable quantity which will be used as foundation stock for commercial production of clean-rooted plants. These plants will be compared with ordinary stock as to their performance in the field.

Studies of various soil treatments as affecting the incidence of root rot are being continued.

Transplanting Fruit Trees

Complete results for three seasons and partial results for a fourth year demonstrate many advantages in planting apple, pear, plum and cherry trees in the fall. On the other hand peach trees do very much better if planted in the spring. Very early spring planting (mid-April) is almost as satisfactory as fall planting, but late spring planting (early

May) gives poorer results in stand and growth. Trees from nursery rows should be dug in the fall or very early spring and heeled in well until planting time. While they are heeled in young roots will be starting. For this reason the roots should not be allowed to become dry during the planting operations.

Cutting off the tops of newly planted fruit trees six inches above the ground very markedly reduced the growth of new roots even before there was any appreciable leaf growth, which indicates that the roots are not independent of the tops at this time. This top effect does not seem to come from the buds as trees from which all the buds were removed had just as many or more new roots as the ones with the buds left intact.

Root Cuttings of Fruit Trees: Because of the extreme difficulty of getting varieties and selected stocks to grow from stem cuttings, the root cutting method offers possibilities. In the greenhouse the percentage of root cuttings developing into new plants was very materially increased by planting them with the end projecting, as compared with the standard method of completely covering the cuttings in the medium.

Types of Peach Buds in Relation to Nursery Practice: In the axils of peach leaves from one to three buds are commonly found. For use in nursery budding it is essential that one of the buds at the node be a leaf bud, otherwise no shoot will develop. Many nursery budders discard the double and triple buds because of the presence of one or more fruit buds. Tests at this Station have shown that this practice is unjustified as these buds give a better stand than the single buds. A possible reason for this result is that many of the latter may be single blossom buds from which no shoot can be expected. As the blossom buds are usually larger and plumper than the leaf buds, budders are advised to discard all large plump single buds.

Handling Peach Pits for Nursery Purposes: Many bushels of canning factory peach pits are being used each year for the production of seedlings for stock purposes. Often the germination of these pits is unsatisfactory. From tests conducted over a ten year period, it appears that pits of a certain season's crop, even when fall planted, do not germinate well the following spring, but the second spring the germination is usually commercially satisfactory. It is recommended therefore that the pits be bedded about three inches deep in a well drained place for a complete year and then planted in the nursery row.

Breeding

Red Raspberry: New breeding work with the red raspberry was undertaken this year. There is a demand for a really good early sort, but so far there is not one that is first class in every way. About twenty new crosses were made between early varieties and a considerable quantity of seed was obtained. This was sown in flats of soil and put out in a cold frame for the winter. If a good germination is obtained several thousand seedlings should result.

Sweet Corn: The breeding work with sweet corn was carried a step further. Seed of several of our most promising hybrids was sent out to a few selected growers, also to a large seed-growing concern in the United States. This seed company reported very favourably on our hybrids when grown in comparison with other hybrids from several sources in that country.

The best of these hybrids will be increased in 1937 and it is expected that a considerable quantity of hybrid seed will be produced for a more general distribution in 1938.

Tomatoes: There are three special breeding projects being carried on with tomatoes, with the following objectives: 1) A mould resistant variety for greenhouse culture; 2) An early variety for field culture; and 3) Improved canning types by the introduction of the desirable characteristics of Italian varieties. In addition to this, many other hybrids and strains are being tested each season as part of the general work on tomatoes.

The work on mould resistance has indicated that it is quite possible to breed resistant commercial strains, but our present selections require further testing and selection to eliminate undesirable characteristics. This is a joint project between this Station and the Department of Botany of the University of Toronto.

Some tangible results have also resulted from the early tomato breeding. A selection from the *Grand Rapids* by *Earliana* hybrid has been adopted by many growers as one of the best early varieties for growing on stakes. This variety has been named *Harkness* after Mr. A. D. Harkness who did a large part of the selection work on his own farm from seed supplied to him by this station in 1929. Many other hybrids and promising early varieties are being used to secure early development.

The breeding project for using Italian varieties to improve our canning types has just been well started. A number of different varieties are being used but a few generations of plants are required to indicate progress.

Other vegetable breeding projects which have produced results include rhubarb, peppers, cucumbers, melons and asparagus.

EXTENSION

Fruit growers in practically all parts of the province were visited in order to discuss with them their orchard problems and to make recommendations thereon. Prospective fruit growers were assisted in their choice of suitable soils for the growing of fruit. Pruning, grafting, fertilizing, cultural methods, insect and disease control, as well as varieties suitable for planting were among the subjects discussed in the orchards. The Station co-operated with the Statistics and Publication Branch, Ontario Department of Agriculture, in obtaining information for their crop reports, and assistance was also given in the preparation of the Ontario Agricultural Outlook Report for 1937.

Orchard service was provided for 1031 fruit growers living in the Niagara Peninsula, and eleven circular letters dealing with the different sprays were mailed to these growers. Owing to the increase in Peach Tree Borer, a special circular prepared by the Dominion Entomologist was mailed to all the members of the spray service. Growers were also assisted in the identification of the pest and shown the correct method of treatment for its control.

Enforcement of the Ontario Fruit Pests Act

In co-operation with the Provincial Entomologist, various inspections were made to help in the enforcement of this Act. This work included Orchard Certification for export of apples, inspection of nursery stock for

freedom from disease, and inspection of accounts of municipalities employing fruit pest inspectors in accordance with the Act. Fumigation of nursery stock for shipment to Nova Scotia was also done, and canning factories were inspected to ensure that proper sanitary measures were being taken to prevent the spread of Oriental Fruit Moth.

Meetings

During the year 1936-37, members of the staff addressed 53 meetings of fruit growers and students, with an average attendance of 76 at each meeting, or a total of 4068 persons. The subjects which were discussed at these meetings were such as were of greatest interest at the time.

ARTICLES AND BULLETINS PUBLISHED DURING THE YEAR

TECHNICAL ARTICLES

1. *Some Observations on Individual Asparagus Plant Records*: Robb, O. J. Scientific Agriculture, November 1936.
2. *Propagation Response from Root Cuttings Planted with the Proximal End Projecting above the Medium*. Upshall, W. H., Scientific Agriculture, November 1936.
3. *Types of Peach Buds in Relation to Nursery Practice*. Upshall, W. H. Scientific Agriculture, March 1937.

POPULAR ARTICLES

1. *Some Factors Influencing the Yield of Asparagus*: Robb, O. J., Canadian Horticulture, May 1936.
2. *Melon Varieties*: Robb, O. J., Canadian Horticulture, March 1937.
3. *Spinach Culture*: Robb, O. J., Canadian Horticulture, April 1937.
4. *Greenhouse Tomato Culture*: Robb, O. J., Canadian Horticulture, April 1937.
5. *Forcing Rhubarb*: Robb, O. J., Canadian Horticulture, March 1937.
6. *Fruit Varieties for the Home Garden*. Dickson, G. H., Canadian Horticulture, May, 1936.
7. *The Starling Situation*: Dickson, G. H., Canadian Horticulture, November-December 1936.
8. *The Effect of Soil and Climate on the Production of Quality Fruit*: Dickson, G. H., Canadian Horticulture, July 1937.
9. *Hybrid Sweet Corn*: Strong, W. J., Canadian Horticulture, March 1937.
10. *Suggestions on the Purchase of Nursery Trees*: Upshall, W. H., Canadian Horticulture, March 1937.
11. *A Fertility Survey of Niagara Peach Soils*: Shaw, C. W., Canadian Horticulture, January 1937.
12. *Transplanting Bearing Apple Trees*: Goldie, J. A., Canadian Horticulture, April 1937.

BULLETINS OR MIMEOGRAPHS

1. *Currants and Gooseberries*: Strong, W. J.

WESTERN ONTARIO EXPERIMENTAL FARM, RIDGETOWN

RAINFALL

Despite the fact that two very dry seasons had been experienced, the year 1936 was a reasonably satisfactory one for the farmers of South-western Ontario. The returns were beyond anticipation. The soil and subsoil had become extremely dry during 1936 and the prospects for 1937 were somewhat depressing unless moisture came in quantity and at a time when the soil could absorb it. Fortunately this happened, the precipitation being 20.91 inches from September 1936 to March 1937, with very little run-off, the winter being quite open, thus permitting nearly all the moisture to be absorbed.

The rainfall during the period April to October was as follows:

April	2.03 inches
May73 inches
June	3.51 inches
July	1.59 inches
August	1.48 inches
September	4.27 inches
October	3.16 inches
Total	16.77 inches

FARM CROPS

The field crops of the Experimental Farm were:

Wheat	550 bushels from 25 acres.....	22 bushels per acre
Oats	1400 bushels from 20 acres.....	70 bushels per acre
Barley	400 bushels from 7.5 acres.....	53.3 bushels per acre
Rye	50 bushels from 1.5 acres.....	33.3 bushels per acre
Soy Beans	80 bushels from 2.5 acres.....	32 bushels per acre
White Beans	523 bushels from 30 acres.....	17.4 bushels per acre
Corn	2000 ears from 22 acres.....	90.9 ears per acre
Tobacco	5512 pounds from 3.66 acres.....	1506 pounds per acre

Wheat and beans were the only crops not up to normal. The price of beans, however, was such that the acre return was quite satisfactory. The corn crop was good and, had it not been for the borer damage, would have been excellent. During early September the corn appeared to be mature and low in moisture; during late September and October the corn peculiarly absorbed sufficient moisture to create a shipping problem.

Beans promised very well in the early part of the season, but dry weather in the blossoming and podding periods accounted for the low yield. The late beans fared throughout much better. The demand for seed was more than double the supply.

LIVE STOCK

Swine

The year 1936-37 was perhaps the most satisfactory season the Farm has had as far as the work with swine is concerned. The breeding herd has been well maintained, and some additions have been made. Some young sows of home breeding have been selected as well as two imported sows and one imported boar. There are now three boars on hand, representing distinct strains.

All young sows suitable for breeding purposes have been distributed and many requests have had to be refused. The type of pig produced seems to be suitable for the corn district; the sides realized on a corn diet make a satisfactory product in type and quality. The production of export bacon from the corn areas is not an insurmountable problem, provided a reasonable amount of care is taken in the selection of breeding stock and in the balancing of the rations.

Three sows were entered in the Advanced Registry for Swine; to date only one report has been received. The following is the score made by four pigs:

ADVANCED REGISTRY SCORE

	Production	Maturity Index	Slaughter Test
Minimum Requirement	40	100	75
Score Secured	50	109	96

SLAUGHTER TEST SCORE

	Length Side	Back Thickness	Fat Evenness	Ham	Middle	Shoulder	Quality Belly
Perfect	24	12	12	9	9	9	25
Score Secured	21	12	12	9	9	8	25

Losses due to disease were heavy throughout the district during the year. On the Farm the development of the pigs was retarded very much, but there were no fatalities. Forty-six pigs were placed on the ear corn and concentrate test; owing to the setback during the winter, however, the test was not completed by the end of the year. Judging by the quality of those slaughtered so far, it is found that with the correct type of pigs the end product may be satisfactory under heavy corn feeding.

Poultry

The Poultry Department has had steady progress in the past years and the houses have been well filled. The demand for cockerels has been somewhat irregular in the past year, but the demand for hatching eggs was up to normal in February and March, 1937. The number of inquiries regarding disease is increasing rapidly and the number of post-mortem examinations of chickens brought to the Farm was much higher than in previous years. The health of the Farm flock leaves nothing to be desired.

HORTICULTURE

The abnormally dry season caused appreciable losses to vegetable and fruit growers. The loss was partly offset, however, by higher prices during the latter part of the growing season.

The spring crop of hothouse tomatoes, consisting of varieties of *Marglobe* and *Grand Rapids*, was excellent. The former yielded 7.7 lbs. of marketable tomatoes per plant, and the latter 6.93 lbs. per plant.

Considerable extension work was done, particularly with shrubs and flowers. The interest in the improvement of home grounds is steadily increasing. On July 1, a Horticultural Picnic for District No. 11 was held at the Farm. It was attended by about one hundred adults whose interest in the Farm was gratifying. The importance of this Farm for the opportunities it offers of practical work in Horticulture to the students of Ridgetown Agricultural Vocational School and of the new Agricultural Course, should be noted. Practical demonstrations of such operations as pruning, seeding, transplanting, and grafting are given to the students, and the Farm provides ideally for individual practice.

AGRICULTURAL SCHOOL

Many young men from farm homes are anxious to obtain further training for their work, not only in subjects specifically agricultural, but also in English, Mathematics, Mechanics, etc. In order to make such training available within a reasonable distance, a Course in Agriculture was organized. It commenced on November 1, and lasted until the end of March. Twenty-eight young men were enrolled, two from the County of Essex, three from Elgin, one from Norfolk, and the remainder of the class from Kent County.

The work, except judging of live stock, was taken at the Vocational Agricultural School, and the teaching was carried on by graduates of agricultural colleges, four of whom were engaged in practical farm work in addition to teaching. Continuous attendance during November was impossible due to the work on the farms; consequently the first part of the course was not very satisfactory and the organization was difficult. However, as soon as regularity of attendance was established, the work went forward much better and a definite effort was made to meet the requirements of boys returning to farms rather than of those contemplating senior courses in Agriculture. The previous educational preparation of the students ranged from incomplete Public School education to Junior Matriculation. The class was ultimately divided for Mathematics and English, in order that students with considerable High School training might be allowed to do more advanced work while others were given a much needed foundation in these subjects.

A general course in Agriculture was given but emphasis was placed on crops and subjects of particular importance in Southwestern Ontario. The course in Mechanics covered everyday activities on the ordinary farm.

FERTILIZER EXPERIMENTS

Late Potatoes

Fertilizer	Yield per Acre
4-12-6600 lbs. per acre142.2 bags
8-12-6600 lbs. per acre138.8 bags
4-16-6600 lbs. per acre153.3 bags
4-20-6600 lbs. per acre171.1 bags
4-12-4600 lbs. per acre188.8 bags
4-12-8600 lbs. per acre195.5 bags
4-12-12.....600 lbs. per acre202.2 bags
4-12-16.....600 lbs. per acre200.0 bags
None183.3 bags

Fall Wheat: Nitrate of Soda vs. Cyanamid

Fertilizer	Time of Application		Yield per acre
Nitrate of Soda,	100 lbs.	May 5	
		May 15	28.3 bushels
Cyanamid,	200 lbs.	April 18	27.1 bushels
None			23.3 bushels

Sugar Beets

During the year 1936 fertilizer experiments were carried out by Hugh Turner, Wallaceburg; Frank Bird, Tupperville; Daniel Gardiner, Chatham; Stanley Clements, Chatham; Cecil Chinnick, Chatham; John Waterschoot, Wallaceburg; G. H. Wilson, Charing Cross; George W. Parry, Paincourt; E. A. Richardson, Chatham; Eugene King, Paincourt. The following table gives the summary of three years' fertilizer experiments with sugar beets.

Average of Three Years' Experiments

Fertilizer and rate of Application per acre		Yield per acre	Sugar	Purity	Value of Yield per acre	Cost of Fertilizer
		Tons lbs.	Percentage	Percentage		
2-12-6,	210 lbs.	12 - 573	14.1	85.8	\$60.20	\$3.28
2-16-6,	210 lbs.	12 - 1380	14.0	85.7	\$62.41	\$3.62
2-12-10,	210 lbs.	12 - 843	14.2	86.0	\$61.02	\$3.59
2-16-10,	210 lbs.	12 - 1671	14.1	85.9	\$63.18	\$3.94

There is sufficient evidence in the summary to warrant recommending a 2-16-10 in preference to a 2-16-6 or a 2-12-6.

DISEASE CONTROL

Potatoes, Celery and Beans

During the summer of 1936, experiments were carried out in co-operation with the Botany Department, O.A.C., Guelph. These experiments were similar to those of previous years, including the spraying and dusting of potatoes and celery for the control of various diseases and work on beans for the control of mosaic and anthracnose..

Potatoes

Three plots were planted with *Dooley* potatoes on June 10, one for spraying (1/3 acre), one for dusting (1/3 acre), and one as a check (1/6 acre). A mixed fertilizer, 4-8-6, was applied at the rate of 500 lbs. per acre. Spraying and dusting were started on July 9, 80 to 100 gals. of spray and 25 to 45 lbs. of dust being used per acre. The greater amounts were used as the tops increased in size. Power machinery was used for both spraying and dusting.

Plot No. 1.

Sprayed:	July	9,	Bordeaux	4-8-40 and 1½ lbs. calcium arsenate.
	July	22,	Bordeaux	4-8-40 and 1½ lbs. calcium arsenate.
	July	31,	Bordeaux	4-8-40 (no poison)
	August	13,	Bordeaux	4-8-40 (no poison)

Plot No. 2.

Dusted:	July	9,	Copotex
	July	22,	Copotex
	July	31,	Copodust
	August	13.	Copodust

Plot No. 3.—Check.

Sprayed.	July	9.	Poison only (1½ lbs. calcium arsenate).
	July	22,	Poison only (1½ lbs. calcium arsenate).

NOTE—July 9 and 22, practically no dew on plants, but dust appeared to adhere very well.

	Yield per acre	
	..Marketable	Small
Spray	242 bushels	15 bushels
Dust	204 bushels	21 bushels
Check	133 bushels	21 bushels

Beans

For a number of years three strains of *Robust* beans have been grown as a source of seed for the bean crop and also to see the effect of roguing for mosaic and hand-picking the seed for anthracnose. When this experiment was started one strain of seed was obtained from Ithaca, one from Michigan, and one from Wisconsin. The plots were sown at the end of May, each plot consisting of 24 rows about 25 rods long. The plots were checked for mosaic on July 21, and again on July 31, and plants showing signs of mosaic were removed. From the Ithaca plot were removed 7 mosaic plants; from the Michigan plot, 6; and from the Wisconsin plot, 3 mosaic plants. Just before pulling, the plots were checked for anthracnose and the percentage of pods affected were as follows: Ithaca, 2.2%; Michigan, 2.0%; and Wisconsin, 1.6%.

VARIETY TESTS

Yelloweye Beans

Variety	Yield per acre
Burgess	17.50 bushels
Highbee	16.67 bushels
Tice	16.25 bushels
Maher	15.41 bushels
Maine Experiment Station	15.00 bushels
Scott from Catlin	15.00 bushels
Black	14.16 bushels
Catlin	13.75 bushels
Horton	13.33 bushels
Todd	12.91 bushels

White Beans

Variety	Yield per acre
Steen 4	12.08 bushels
Maynard	13.54 bushels
Robust	13.33 bushels
Zavitz	13.75 bushels

Alberta Robust	15.00 bushels
Geneva 9	11.25 bushels
Wisconsin (DRS)	16.67 bushels
Michigan (DRS).....	16.25 bushels
Ithaca (DRS)	15.83 bushels
Down	16.46 bushels
Genesee (C.A.N. 2088)	12.71 bushels
Honoeye (C.A.N. 2083)	13.33 bushels
Great Northern C. 59 (C.A.N. 2080)	15.83 bushels
Great Northern C. 81 (C.A.N. 2081)	13.33 bushels
E.F.R.	19.16 bushels

NEW LISKEARD DEMONSTRATION FARM

The year 1936-37 was the second year of operation of the New Liskeard Demonstration Farm since its reopening by the Department. The farmers of the district greatly appreciate the services rendered to them by the Farm and look to it for practical help and advice.

A number of changes were made in the buildings. The horse stable was remodelled, the piggery was lined, and an addition was made to the residence. A number of old houses were torn down and most of the lumber used in the above alterations.

The 1936 seeding season was very late, and nothing was sown on the farm until June 4. In all, 65 acres were sown, and seeding was completed about June 16. Both silos were filled, one with red clover and the other with green oats. The green oats made excellent feed; the clover is still in the silo as it was not needed. The hay was a good average crop.

The grain crop was fair but late. About 150 acres were summer fallowed and 10 acres fall-ploughed to be put into grain in 1937. The winter was mild but unfavourable for meadows as there was hardly any snow and a great deal of ice.

In March the Farm had twenty-seven head of *Shorthorn* cattle, the herd consisting of one bull which was bred at the E. P. Ranch, Alberta; fourteen cows, all except one bred in Ontario; four heifers and eight calves, all raised on the Farm with one exception, *Barough Furbelow* 10th, an imported heifer bred by Mr. J. Barnes, Wigton, England.

Practically all the cows had a good record of performance. Several of them had records well over 10,000 lbs. *Dairy Maid Daisy* had one record of 12,323, and *Matchless Rose* one of 14,760 lbs. In March the herd as a whole averaged 4.1 per cent.

The Farm has two brood mares, both bred at the Ontario Agricultural College. One of them, *College Betty*, may be mentioned as the dam of the First Prize two year old *Percheron* mare at the Royal Winter Fair last year. Besides, there are two work gelding and one yearling. In the piggery there are two *Yorkshire* boars, one of them imported from Scotland, five brood sows, and 50-60 young pigs. The poultry production, of one hundred hens, all incubated and raised on the Farm, was adequate to supply the Hearst Demonstration Farm with pullets last fall.

HEARST DEMONSTRATION FARM

Farm Reopened, June 1936

After being closed for three years the Hearst Demonstration Farm was reopened in June, 1936. Work started in May; the house and office were painted and the buildings and grounds put in order. On June 12, ploughing was started for oats and peas to be used for ensilage. Eighteen acres were ploughed and worked and the oats and peas were sown on June 22. The work of repairing the houses and fences was practically completed before haying time. The dairy was repaired and a new drain put in as the old one was completely broken up.

As most of the hay fields were badly run out, ploughing was started in July and about fifteen acres were ploughed and worked before haying. After the hay was taken off another thirty acres were ploughed and worked. The ground where the oats and peas were grown was also ploughed in the fall, which makes approximately sixty acres to be seeded this spring. Owing to the fact that the ground had not been ploughed for three years, a great deal of work was entailed in picking roots and stones.

Hay Crop

The hay crop this year was below average throughout the district and was very poor on the Farm due to the fact that it had stood idle for the past three years, and most of the seeding was run out. As the hay crop from the previous year was in the barn, only ten tons were put in this year. Of the remainder, what was worth anything, was sold standing. Some of the hay in the barn was sold this spring to settlers who were short owing to the poor crop they had last summer.

Ensilage — Oats and Peas

The oats and peas for ensilage were sown at the rate of three bushels to the acre. Owing to the late date of sowing (June 22) and a very dry summer, the crops were only fair. They were cut during the first week of September and put into a trench silo. At first it was intended to build an upright silo, but after the foundation had been put in, it was abandoned for a trench silo for this year. There was trouble with the drainage of the trench silo, however. On account of the heavy clay and a great deal of rain in the fall, the acid did not run off as it should, and this made the ensilage a little strong.

Cattle

In December an *Ayrshire* herd of eleven cows and one bull was purchased for the farm. Six of the cows were due to freshen during the months of December, January and February; the others had freshened before they were purchased. In March the eleven cows were milking and all doing very well, considering the fact that the hay which was two years old was very dry and contained very little clover or alfalfa. The young bull which came from the Ontario Agricultural College, Guelph, is a very promising herd sire. Of the six calves born here, two were heifers and four bulls. Two bulls have been sold, one for breeding purposes and the other for veal as it was not a purebred. At present it seems hard to interest farmers in purebred stock; there are, of course, exceptions. Sweet cream is shipped to Kapuskasing and the skim milk is used for pigs and poultry. Ice was put in this winter for cold storage of cream during the summer.

Horses

A team of work horses came from Guelph together with the cattle. One a fourteen year old *Percheron* mare is a very good horse. The other eighteen years old is a fair work horse.

Pigs

Two young *Yorkshire* sows were shipped to the Farm from New Liskeard Demonstration Farm; they are both fine specimens and are due to farrow in May and June.

Poultry

Seventy-two hens (*Barred Rock*), one year old, and three young cockerels were brought up from New Liskeard Demonstration Farm with the intention of using them for breeding stock. They have been fairly good layers; in February and March they laid from 45 to 50 per cent. Egg prices have been fairly good but not comparable to the price of feed which has been exceptionally high this year.

Custom grinding was done in the fall and early winter but it did not reach the same volume as in other years as much grain was too wet to grind and some even stayed in the fields.

STATISTICS AND PUBLICATIONS BRANCH

The gross value of agricultural production in Ontario in 1936 amounted to \$354,380,000 which was a gain of \$40,000,000 over the previous year, and more than \$100,000,000 greater than in 1932, when production was valued at only \$247,684,000. The rise since 1932 has done much to lessen the hardship suffered by the farming community during the worst years of the depression. An improvement in the gross value of agricultural production was recorded in 1936 by all Provinces, but it is interesting to note that Ontario led with an increase of nearly \$40,000,000, followed by Saskatchewan with a gain of \$22,000,000, Manitoba \$18,000,000, and Quebec about \$15,000,000. The Province of Ontario contributed one-third of the total agricultural production of all Canada.

The gross value of Agricultural commodities produced on Canadian farms in 1936 was estimated at \$1,061,624,000. This represents an increase of \$112,084,000 over the estimate for 1935, and is \$294,830,000 or 38.4 per cent. higher than the depression low established in 1932.

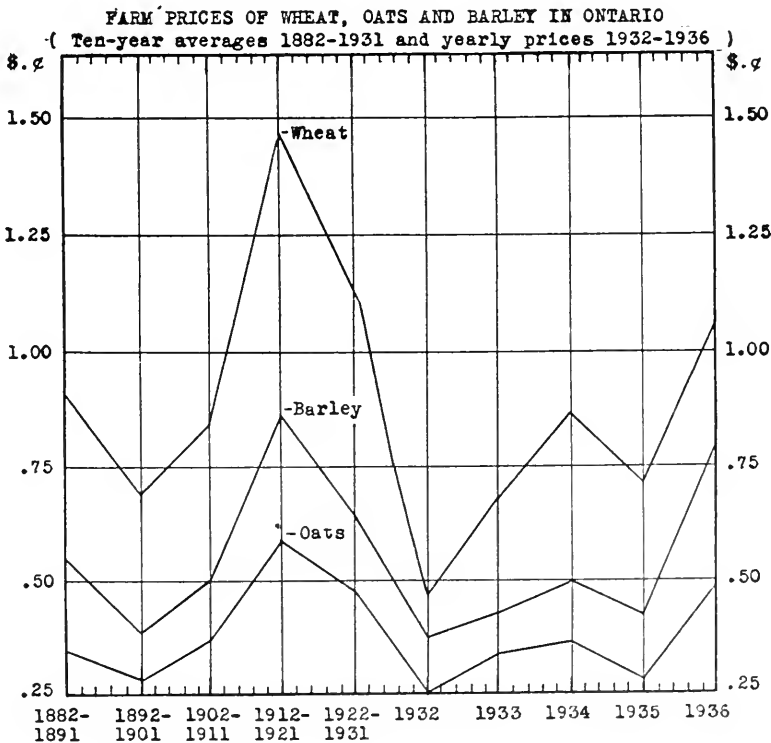
The gross annual agricultural revenue of Ontario for the years 1931 to 1936 is set out in the table below. The estimates for 1936 are preliminary and subject to revision. No allowance has been made in these calculations for the portions of crops used for seed and in the feeding of live stock. Because of these duplications the totals represent gross values.

GROSS ANNUAL AGRICULTURAL REVENUE OF ONTARIO 1932 — 1936.

		("000" omitted)				
		1932	1933	1934	1935	1936
Field Crops	\$116,424	\$135,813	\$143,734	\$132,086	\$162,332
Farm Animals	21,957	31,500	34,089	43,344	46,732
Wool	287	553	479	575	735
Dairy Products	69,079	74,117	80,018	85,132	91,282

Fruits and Vegetables	12,733	12,533	16,375	18,697	17,693
Poultry and Eggs	18,565	16,294	19,464	20,915	22,939
Fur Farming	644	721	704	966	1,121
Maple Products	888	720	1,040	1,161	1,161
Tobacco	5,703	6,204	6,338	10,117	8,070
Flax Fibre	170	159	150	161	155
Clover and Grass Seed	615	1,079	857	710	1,442
Honey	619	895	1,029	864	718
Total	247,684	280,608	304,277	314,728	354,380

The rise in grain prices accounted to a very large extent for the improvement in revenue recorded by Ontario. Although the volume of field crop production was down approximately 10 per cent. the total value rose from \$132,086,000 in 1935 to \$162,332,000 in 1936, an increase of slightly more than \$30,000,000. Income from live stock was only moderately higher at \$46,732,000 as compared with \$43,344,000 for the previous year. Dairy Products rose from \$85,132,000 to \$91,282,000 and poultry and eggs from \$20,915,000 to \$22,939,000. The value of clover and grass seed rose from \$710,000 to \$1,442,000 showing a gain of more than 100 per cent. The production of fruit and vegetables, tobacco and honey was curtailed by unfavourable weather conditions during the summer of 1936 and the revenue from each of these items was somewhat lower.



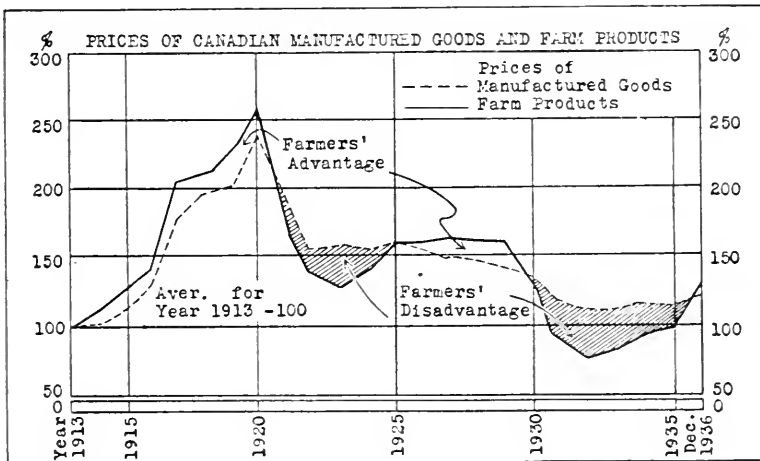
The rise in grain prices after harvest was the outstanding feature of the agricultural situation in 1936.

The total acreage devoted to the principal field crops amounted to 9,119,000 acres in 1936 as compared with 9,106,000 acres in 1935. The per acre yield was reduced by a period of prolonged drought and intense heat which lasted from mid-June to mid-August. Spring grains suffered considerably in the central counties of the Province and particularly those bordering on Lake Ontario and Lake Erie. Pastures were burned up and large numbers of dairy farmers were forced to stable-feed their herds in mid-summer. Second crop hay yields were also reduced. In Essex and Kent and Eastern Ontario Counties moisture was more plentiful and good crops were harvested. The general situation was improved materially by cool moist weather after September 1, and a prolonged open fall. Pastures improved tremendously and enabled farmers to conserve their feed supplies. Root crops developed well and yield per acre exceeded that of 1935. Production of grass, hay and clover seeds was considerably below normal and was cleaned up at good prices by a strong demand from both domestic and foreign sources. The combined production of wheat, oats, mixed grain, barley and rye amounted to 126,949,000 bushels as compared with 151,725,000 bushels in 1935, and a previous ten-year average of 155,725,000 bushels. The total yield of hay crops (hay and clover, alfalfa, alsike and sweet clover) was 6,156,000 tons as compared with 6,907,000 tons in the previous year and 6,664,000 tons during the ten-year period 1925-1934.

The sheep population showed a further decline with the number of sheep and lambs on farms in June estimated at 886,500 in 1936 as against 945,700 in the previous year. Hog numbers showed a large increase at 1,408,300 as compared with 1,225,300 in 1935. In the fall months there was indication that farmers were commencing once more to increase their sheep flocks but cutting down somewhat on sow breedings, due to the scarcity of grain in some sections and the high price of feedstuffs. Horses, cattle and poultry were practically unchanged in population from the previous year. The price trend in animals and animal products in 1936 was mixed. Cheese, sheep and lambs, dairy cattle, calves and horses sold at considerably higher levels than in 1935, while butter, poultry and eggs sold at only slightly higher prices, and whole milk was unchanged. The 1936 yearly average of prices for the two most important classes of live stock, beef cattle and hogs was lower than in 1935.

Volume of dairy products was somewhat higher in 1936 in spite of the unusually dry summer and poor pasturage. The total production of butter increased 2.2 per cent. and cheese 16.3 per cent. Compared with ten years ago the production of butter in Ontario shows a large increase, whereas the make of cheese has declined considerably. Production of creamery butter in 1926 was 62,500,000 pounds and in 1936, 86,250,000 pounds, while the make of cheese which amounted to 119,400,000 pounds in 1926 had fallen to 87,800,000 pounds in 1936. Canadian cheese holds an unequalled position on the British Market and it is to be hoped that the favourable prices which prevailed in 1936 may continue during 1937, and that cheese production will show another substantial increase. Considerably larger shipments of cheese were exported to the United Kingdom in 1936, and also to the United States which took more than ten million pounds of Canadian cheddar cheese as compared with less than one-half million pounds in 1935. The summer of 1936 was a trying one for the dairy farmers in the central and western sections of the Province. The extreme heat and the prolonged drought period resulted in a shortage of pasture, scarcity of green feed and poor quality concentrates for winter feeding.

The position of Canadian farmers with respect to their ability to purchase goods is set out graphically in the chart below. The hatched sections indicate the years when prices of agricultural products were below prices of manufactured goods in terms of their relationship for the year 1913. From 1922 to 1925, and again from 1930 to the fall of 1936, farmers secured a smaller quantity of manufactured goods in exchange for their agricultural products than in 1913. In the fall of 1936 agricultural prices rose rapidly and reached the point where again, as in the years 1913 to 1921 and 1925 to 1929, a given quantity of farm products purchased more implements, machinery, clothing, household articles, etc., than in the year 1913, which is usually considered a normal year. At the lowest point of the depression, farmers found it very difficult to purchase needed goods as the prices of manufactured products had declined only about 30 per cent. from the 1929 level, whereas prices of farm produce had fallen by more than 60 per cent. The improved relationship which now exists between these two sets of prices will make it possible for farmers to catch up on some of their needed purchases.



The index of prices of farm products rose sharply during 1936 and by the end of the year farmers were able to buy a slightly larger volume of manufactured goods for a given quantity of agricultural produce than in the year 1913. Periods of prosperity usually occur when the line representing farm prices in the above chart is above the line representing manufactured goods.

The statistical work of this Branch has been greatly extended during the past few years. At the present time more than 7,000 schedules covering different branches of agricultural production are sent out each month to farmers, dairies, cheese factories, etc., for completion and return to this Branch. In addition a census of farms is taken twice each year, in June and December, with the assistance of the rural schools. The information compiled from these various sources is published in the following reports which are distributed, free of charge, to persons requesting same.

The Annual Statistics Report which shows by county division the acreage, production and value of field crops; the number and value of live stock on farms; a record of the number and amount of Chattel Mortgages outstanding; detailed weather information; and a valuable summary of field crop and live stock statistics for the Province since 1882.

The Monthly Crop Report which contains current information relating to field crops and live stock.

The Fruit and Vegetable Crop Report which is issued monthly from May to October covers the development of fruits and vegetables.

A Report on the production and stocks of butter and cheese in Ontario is issued on the seventh day of each month.

A Cold Storage Report is issued on the first business day of each month showing the quantities of butter, cheese and eggs in cold storage in Toronto at the commencement of business on that day.

The Monthly Fluid Milk Report contains statistics of total purchases and sales of whole milk by distributors in the Province of Ontario.

The Annual Reports of the various Departments printed for distribution during the year were as follows:

	No. of Copies Printed
The Report of the Minister of Agriculture for the five months period, Nov. 1, 1934 to March 31, 1935	1,500
The Report of the Minister of Agriculture for the year ending March 31, 1936	1,500
Agricultural and Experimental Union	2,500
Agricultural Societies	5,000
Entomological Society	1,500
Horticultural Societies	5,000
Ontario Agricultural College and Experimental Farm for the five months period, Nov. 1, 1934, to March 31, 1935	2,000
Ontario Agricultural College and Experimental Farm for the year ending March 31, 1936	2,000
Ontario Vegetable Growers' Association	2,000
Ontario Veterinary College for the five months period, Nov. 1, 1934 to March 31, 1935	1,500
Ontario Veterinary College for the year ending March 31, 1936	1,500
Stallion Enrolment Board	2,500
Statistics Branch	6,000

During the year the following agricultural bulletins were printed for distribution:

Serial Number	Title	No. of Copies Printed
371	Butter Making on the Farm	5,000
372	Soft Cheese Making and Farm Dairy Cheddar Cheese	5,000
335	The Strawberry in Ontario	5,000
355	The Raspberry and Blackberry in Ontario	5,000
381	Weed Eradication by Chemicals	5,000
382	Mastitis or Garget in Cows	5,000
383	Peach Yellows and Little Peach	5,000
	Ontario Agricultural Outlook Report	3,000

Farmers desiring literature on farming may secure a list of the available free bulletins by addressing an enquiry to the Director, Statistics and Publications Branch

AGRICULTURAL AND HORTICULTURAL SOCIETIES BRANCH

AGRICULTURAL SOCIETIES

Fall Fairs

During the year, 315 Societies were active with an approximate membership of 37,500. Fairs were held by 294, corresponding with 297 the previous year. The Prince Edward Society, inactive for several

years, was revived and held a fall fair at Picton. The following Societies, which formerly held fairs annually, were not active in this respect in 1936: Agincourt, Trout Creek, Sarnia Indian, and Colborne.

While as usual a number of Societies were unfortunate in weather, the season generally was more favourable, even than 1935, which produced weather above average. Only 35 fairs received special Wet Weather Grants in 1936, compared with 51 the previous season. Because of this reduction in applications, special grants covered 75 per cent. of the gate receipt losses, while in 1935 only 42.2 per cent. was paid. Extreme drought and heat over most of Central Ontario injured crops and reduced entries in farm product, flower and vegetable classes.

A study of reports shows improvement in financial standing, on the average, as approximately 60 per cent. of the Societies reported an increase in gate receipts. A corresponding number, over 60 per cent., realized an increase in number of exhibitors.

Distance to fairs has ceased to be a limiting factor, and this widening of the field from which visitors and exhibitors are attracted has almost removed the framework on which the Ontario system of fall fairs was built. A few years ago, at many township fairs, the majority of cattle came from within municipal boundaries, whereas now there may be one herd or none at all from the home township. This year, vegetables and other farm products were observed on circuit at a number of fairs, 150 miles from the exhibitor's residence. It is very simple now to select and fit highly a group of sheep or hogs, which may be transported cheaply to a large number of small fairs and carry off most of the prizes. The greatest difficulty is experienced in lighter classes, such as "Ladies' work" while there is little complaint about horses. In attempts to meet the problem, the following methods, and others, have been adopted by officers of different Societies with varying degrees of success.

1. Limitation of area for all classes.
2. Restriction of area for certain departments, such as "Ladies' work", and "Poultry".
3. Limiting an exhibitor to one entry in a section.
4. An increase in fee above a fixed number of entries.
5. A percentage deduction from prize money above a stated amount.
6. Special classes for local competitors.
7. Amateur classes.
8. Confining of "Specials" to local exhibitors.
9. Emphasis on market and other commercial classes.
10. Barring "A" class fair exhibitors.

A marked improvement was observed in the control of games of chance and other objectionable midway features. This was due largely to new departmental regulations, requiring curtailment. Regulations were issued also, covering the payment of "Trials of Speed" prizes, for the protection of exhibitors in other agricultural classes.

The following table of membership, receipts and expenditures, may be of interest, as typical of Societies of each group:

	11 Societies receiving grants on Class "B" fairs Average Membership 275	10 Societies holding large fairs 182	10 Societies holding smaller fairs 155	10 Northern Ontario Societies 86
Average Expenditure Agricultural Purposes	\$5178.10	\$2541.94	\$ 850.58	\$ 633.50
Average Provincial Grant	\$ 764.00	\$ 477.70	\$ 179.50	\$ 329.60
Average Federal Grant	\$2354.23			
Average Municipal Grant	\$ 795.00	\$ 555.80	\$ 218.95	\$ 117.80
Average Cash Donations	\$ 435.27	\$ 552.75	\$ 181.09	\$ 109.48
Average Gate and Grandstand Receipts	\$5296.88	\$1788.28	\$ 452.07	\$ 258.25

Other Projects

While fall fairs constituted the chief activity of most Societies, many other important functions were performed. The Oldcastle Society in Essex County, for instance, assumed full responsibility for organizing and financing a very successful month's course in Agriculture. Several operated seed cleaning plants, and many supported educational movements of various kinds.

During the year grants were paid to Societies for the maintenance of 105 purebred sires, namely: 3 stallions, 69 bulls, 22 boars, and 11 rams.

Field Crop Competitions

A satisfactory increase was realized in the number of Societies conducting field crop competitions in 1936, the total being 82, as compared with 66 in the previous year.

The Markham Society pioneered by conducting a "Hoed Crop" competition. Instead of selecting one kind, the entire field of several crops was judged. A competition for "Best plowed farms" proved interesting and satisfactory, as conducted by the Richmond Hill Society.

Seed Fairs

The number of grants to seed fairs increased to 29, as compared with 22 in the previous year. Seed fairs were conducted by the following Societies:

JOINT SEED FAIRS

Societies Co-operating	Location
Vankleek Hill	
Alfred	Riceville
Plantagenet South	
Tavistock	
Drumbo	Woodstock
Ingersoll	
Embro	
Norwich	
Woodstock	
Aurora	
Markham	
Richmond Hill	Aurora
Schomberg	
Sutton	
Carrick	Mildmay
Teeswater	
Acton	
Esquesing	Georgetown
Halton	
Renfrew	Renfrew
Arnprior	
Powassan	
Trout Creek	
South River	Powassan
Sundridge	
Loring	

SOCIETY SEED FAIRS

Society	Location
Glengarry and East Stormont	Maxville
North Renfrew	Beachburg
South Huron	Hensall

Agricultural Society Classes, for seed and grain, were again encouraged at several large exhibitions, with entries as follows:

South Western Corn & Seed Exhibition, Chatham	7 Societies
Canadian National Exhibition, Toronto—Grain	13 Societies
Sheaves	8 Societies
Ottawa Winter Fair, Ottawa	9 Societies
Ontario Provincial Winter Fair, Guelph	14 Societies

Convention

The Ontario Association of Agricultural Societies held a very successful annual conference in Toronto, in February. To be of more practical assistance, the nature of the annual meeting has been changed to provide for the meeting of groups, including "B" Class Fairs, Secretaries and Treasurers, and for the first time, a special meeting for ladies. During the year, the Superintendent attended several important district meetings sponsored by the same organization.

HORTICULTURAL SOCIETIES

In 1936 grants were paid to 254 Societies. This shows a decrease of 6 from 1935. However, 10 new Societies were organized at the following points: Millbrook, Belle River, Riverside, Oil Springs, Adelaide Tp., West Nissouri, Ilderton, Bala, Cobden, Forest Hill.

While over one-half of the Societies reported a decrease in membership, others had gains and the total was slightly higher than in the previous year.

While encouragement of planting in the home grounds of members was continued and arrangements made to procure planting material at reasonable cost, more attention was given to the beautification of public properties such as parks, cemeteries and school grounds. It is interesting to note that on the average about 25 per cent. of Society expenditure was for community beautification of this kind.

Juvenile work was much more general than in any previous year, as nearly one-half of the Societies developed plans for the purpose of interesting and educating juniors. At the 1936 Convention of the Ontario Horticultural Association, a special committee was appointed to prepare plans and to encourage junior activity. Results were very gratifying. Over 40 garden competitions for boys and girls were conducted and a similar number of Societies held junior shows or provided classes for young people in the regular exhibitions. Bird-house competitions were conducted by 12 Societies and 7 had essay contests.

The Ontario Horticultural Association was very active. The annual convention held in Toronto in February was attended by 350 delegates, representing Societies in practically all parts of the Province. In co-operation with the Canadian Broadcasting Corporation, a series of talks on beautification commenced on May 1, and continued with a broadcast weekly until September 25. As in 1935 the Association arranged an educational display in the Horticultural Building at the Canadian National Exhibition.

During the year Association Awards were made as follows: to Professor E. F. Palmer, Ontario Agricultural College, Guelph, and Horticultural Experiment Station, Vineland,—an O.H.A. Medal and Diploma for meritorious work in hybridization; to the late Dr. Robt. Moore, Fort Frances,—a Diploma for valuable experimental and demonstrational work in Northern Ontario, over a period of many years. In addition, Association Ribbons were provided for 240 Societies and awarded for leading Horticultural Society achievements of various kinds.

The J. E. Carter Medal was awarded to H. W. Cooper, Kirkland Lake, for beautification, particularly of school property at Charlton and Kirkland Lake.

The Association supplied financial assistance for the holding of 8 District Meetings. A new feature of 1936 was the holding of 8 very successful special meetings for Horticultural Society officers.

In November it was decided to feature Tree Planting in 1937 and plans were developed to encourage local Horticultural Societies and other organizations to plant trees. There has been a very active response to this appeal.

Interest in horticulture and beautification is very wide-spread and is increasing. This was evidenced by the number of enquiries received on

horticultural subjects, and the number of requests for speakers. The Horticultural Lecturer in this Branch addressed 115 Horticultural Society meetings and delivered 112 talks to service clubs, other similar organizations and groups of school children. Horticultural lectures were also given at 8 Agricultural Short Courses.

ONTARIO VEGETABLE GROWERS' ASSOCIATION

The Ontario Vegetable Growers' Association and 25 branches of the Association received assistance as in previous years. Growers in the South-westerly part of the Province, particularly Essex and Kent, experienced a good year due to favourable weather and improved markets. In a general way, similar conditions prevailed in the Ottawa District. From the centre of Elgin County, east to Leeds, severe frost in June damaged early crops, and later intense heat and drought proved disastrous. Fall conditions were more favourable.

The services of the Fieldman were much in demand to address meetings, inspect crops and particularly to assist in marketing, which continues to cause the most serious problems of growers.

In co-operation with the Ontario Vegetable Growers' Association, field crop competitions were conducted, with entries as follows:

Entries	District No. 1	District No. 2	District No. 3
Cabbage	5	8	11
Celery	6	—	7
Lettuce	4	7	7
Melons	4	7	—
Onions	11	12	7
Tomatoes	12	9	7
Potatoes	—	12	7
Gardens	4	8	5
	—	—	—
	46	63	51

The Vegetable Branch exhibits at the Canadian National Exhibition provided a very attractive display, with 13 units participating. The following were the prize winners: London, St. Catharines, Brantford, Peterboro, Credit Valley, Scarboro, Toronto, and Kingston.

Owing to the unfavourable weather, exhibitors were handicapped at the Royal Winter Fair, especially in celery and cauliflower classes. The Association Challenge Trophy was won for the ninth time by Brown Bros. of Humber Bay.

ONTARIO VEGETABLE GROWERS' ASSOCIATION

Interest in good plowing continues to increase. Two new branches were formed during the year, bringing the total up to 81, of which 78 held Senior Matches. Junior Plowing Matches and Home Plowing Competitions for boys were conducted in 18 communities. Departmental judges were furnished for over 70 Senior Matches and for all of the Junior Competitions and, in addition, demonstrators were provided for the instruction of young farmers.

International Plowing Match

The International Plowing Match held at Cornwall in October was successful in every way. While entries were not quite as numerous as in the previous year, they totalled 450 and included competitors from Quebec and the Maritime Provinces. Weather was very favourable and attendance was large, with many visitors from points outside Ontario.

Demonstrations of various kinds were well attended, including Grain Cleaning, Multiple Hitch, Hydro Equipment and Horseshoeing. New features included a tillage demonstration under the supervision of Dr. E. S. Hopkins, Dominion Field Husbandman, Ottawa. A special competitive class for plowmen living outside the Province provided interesting competition, the first prize being won by A. McMillan, Nappan, N.S.

For the first time, a programme and catalogue was printed on the grounds, after entries had been received and lands allotted. This enabled visitors to locate and identify the lands of competitors in whom they were particularly interested.

Effective educational exhibits, arranged by the following, attracted large crowds:

Central Experimental Farm,
Ontario Hydro Electric Power Commission,
Ontario Agricultural College,
Provincial Department of Health,
Provincial Department of Agriculture,
Federal Department of Agriculture.

Alex Black of Guelph was declared champion in horse-drawn plow classes and Fred Timbers of Stouffville won similar honours in tractor classes. The high cut competition was won by L. Marquis of Sunderland. Perth team won the highest position in the inter-county competition for junior farmers. Norman Jarvis of Milliken had the highest individual score in this junior contest.

Prizes for the Horse Show, always a popular feature, were provided by the Federal Department of Agriculture; Ontario Horse Breeders' Association; T. A. Crowe, Esq.; City Dairy Co., Ltd.; R. S. McLaughlin, Oshawa; and Senator Frank P. O'Connor, Toronto. Twenty prizes totaling \$465.00 were awarded.

For financial support of the Match, the Association is indebted to the Federal Department of Agriculture, the Ontario Department of Agriculture, the Counties of Dundas, Stormont and Glengarry, the City of Cornwall, several other municipalities, and numerous commercial concerns and private supporters.

History:

In reviewing the history of plowing in the Province, it is interesting to note that according to the Agriculture and Arts Report of 1871, 50 plowing matches were conducted by Agricultural Societies. Whether it was because Societies concentrated more on fairs, or for some other reason, interest dwindled until early in this century, when not more than a dozen plowing matches were held annually.

On January 6, 1911, an historic meeting was held in the Walker House, Toronto, attended by about 50 devotees of match plowing. At this meeting the Ontario Plowmen's Association was born, and since that day there has been an increasing interest. The first Provincial Match was not held until 1913 at which there were 31 entries in horse classes and only 1 tractor. Recent achievements of 440 horse entries and 104 tractors, with thousands attending, indicate what has been accomplished.

LIVESTOCK BRANCH

HORSES

The horse industry in Ontario has remained on practically the same level during the past fiscal year. A considerable number of high class horses were exported to the United States. These shipments were mostly composed of young mares and high class show geldings. Exports to Great Britain were up considerably over that of the previous year. On July 20 at Perth one shipment of 84 Ontario Horses sold at an average of \$303.00. Numerous car loads of Western Horses have been sold in Ontario. These together with the farmers' local buying and selling, constitute the main market for horses. Prices have remained fairly high on all classes.

Horse Shows

In order to assist in the production of good horses the Ontario Live Stock Branch pays 50 per cent. of the prize money up to a maximum of \$200.00 to approved horse shows in Ontario. These shows have continued to increase in popularity and in almost every case their entries have increased from year to year.

Complete reports of the entries and prizes won must be submitted to the Live Stock Branch and receive approval before the grant is paid. In 1936 the sum of \$1082.00 was paid in grants to the following shows:—

Elora	\$107.00
Brantford	200.00
Linwood	168.50
St. Clements	88.50
Clinton	182.50
Perth County	200.00
Brooklin	135.50

Stallion Enrolment

During the season of 1936 there were 1402 stallions enrolled which was an increase of more than one hundred over that of 1935. Since 1932 the number of stallions enrolled has increased by over four hundred. According to the yearly increases the maximum does not yet appear to have been reached. There were 143 horses carrying A premium certificates and 161 horses carrying B premium certificates in 1936. Under the Federal-Provincial enrolment policy the sum of \$9355.00 was paid in cash premiums to 195 horses on account of their 1935 season.

Ontario Boys' Foal Clubs

The promotion of the raising of good horses has been carried on through the Ontario Boys' Foal Clubs. The growth of this project has been outstanding since its inception in 1931. In that year 12 clubs were formed having a membership of 168, while in 1936, 41 clubs were formed having a membership of 712. Not only have these foal clubs helped to improve our horses but they have also helped to make our young farmers horse-minded and good showmen. The success of the foal clubs has virtually been a new lease of life to quite a number of the Agricultural Societies, and the Ontario Live Stock Branch contributed \$685.83 to 41 boys' foal clubs during the past fiscal year, and \$44.98 for inter-foal-club competition. The showing of foals by club boys constituted one of the largest classes

at the Royal Winter Fair, total prize money of \$352.50 being paid out for the horsemanship class and the colt competition.

The following clubs were formed and were active during 1936:

ONTARIO FOAL CLUBS—AWARDS—1936

County		Total Membership	Amount of Federal	Grant Prov.	Total Grant
Bruce	—Tara	12	\$ 9.00	\$ 9.00	\$ 18.00
	—Paisley	13	18.00	18.00	36.00
	—Teeswater	15	19.50	19.50	39.00
Dufferin	—Dufferin	15	15.00	15.00	30.00
Durham	—Millbrook	35	30.00	30.00	60.00
Elgin	—Wallacetown	15	18.00	18.00	36.00
	—Southwold	12	13.50	13.50	27.00
Essex	—Essex County	23	10.50	10.50	21.00
Grey	—Kilsyth	19	19.50	19.50	39.00
Haldimand	—Caledonia	15	10.50	10.50	21.00
Halton	—Acton	14	18.00	18.00	36.00
Huron	—Seaforth	14	13.50	13.50	27.00
	—Wingham	12	7.50	7.50	15.00
	—Brussels	12	12.00	12.00	24.00
Kent	—Merlin	16	15.00	15.00	30.00
	—Camden-Dresden	24	22.50	22.50	45.00
	—Ridgetown-Howard	11	7.50	7.50	15.00
Lambton	—Forest	12	13.50	13.50	27.00
	—Brigden	10	12.00	12.00	24.00
Lanark	—Perth	13	18.00	18.00	36.00
Middlesex	—Strathroy	21	22.50	22.50	45.00
	—Glencoe	17	18.00	18.00	36.00
	—Parkhill	23	21.00	21.00	42.00
	—Thorndale	18	18.00	18.00	36.00
	—Melbourne	17	22.50	22.50	45.00
	—Ilderton	31	28.50	28.50	57.00
	—Burks Falls	14	15.00	15.00	30.00
Muskoka & P. Northumberland	—Seymour	14	18.00	18.00	36.00
	—Roseneath	16	6.00	6.00	12.00
	—Percy	12	15.00	15.00	30.00
Ontario	—Ontario	13	18.00	18.00	36.00
Peel	—Peel County	14	10.50	10.50	21.00
Perth	—Stratford	38	25.50	25.50	51.00
	—Kirkton	29	21.33	21.33	42.66
	—St. Mary's	18	13.50	13.50	27.00
Peterboro	—Lakefield	22	30.00	30.00	60.00
Pr. Edward	—Pr. Edward	20	16.50	16.50	33.00
Waterloo	—Wellesley	15	21.00	21.00	42.00
Wellington	—Erin Township	13	9.00	9.00	18.00
	—West Wellington	22	22.50	22.50	45.00
Wentworth	—Wentworth	13	10.50	10.50	21.00
Totals		712	\$685.83	\$685.83	\$1371.66

Total Clubs — 41.

Provincial Inter-Foal-Club Competition

The Ontario and Dominion Live Stock Branches each provided one-half of the following prizes for the Inter-Foal-Club Competition amounting to \$90.00.

1st—\$12.00	6th—\$7.00	11th—\$4.00
2nd—\$11.00	7th—\$6.00	12th—\$4.00
3rd—\$10.00	8th—\$5.00	13th—\$2.00
4th—\$ 9.00	9th—\$4.00	14th—\$2.00
5th—\$ 8.00	10th—\$4.00	15th—\$2.00

CATTLE

During the past year the cattle industry, both beef and dairy, has shown considerable improvement. American and British markets have maintained fairly satisfactory price levels and have influenced our local market to such an extent that at the present time steer feeders are quite optimistic.

The exports of cattle to foreign markets have shown a decided increase during the past year. In 1935 there were 102934 head shipped to the United States as compared to 191149 in 1936. Great Britain received 6704 Canadian steers in 1935 as compared to 38495 in 1936.

Owing to the extreme grain shortage in the major portion of the Province the number of feeder cattle purchased by Ontario Farmers was less than that of a year ago. However, prices on feeder cattle during the fall of 1936 as compared with prices for finished cattle early in 1937 were such that those who fed cattle are being satisfactorily rewarded.

The market for dairy cattle remains strong. Purchases by American buyers constitute the large part of the dairy export trade. Purebred and grade cows are in demand and prices equal to or slightly above those of last year have been obtained. The export demand is, however, exclusive in so far as only tuberculin tested cattle, and cattle negative to the blood test for Bang's Disease, can be sold.

Auction Sales of Purebred Stock

During the past fiscal year the sum of \$1643 was paid out under the following order-in-council to nine sales consisting of 415 tested and 28 untested cattle. "An allowance of \$4.00 per head is made for tested cattle, providing all cattle at the sale have successfully passed the tuberculosis test, and that an affidavit is taken by the contributors to the sale that their herds are free from contagious abortion and other infectious and contagious diseases. The maximum grant in such cases is \$150.00. In the sales where the cattle are not all tested for tuberculosis but are free from abortion and other infectious diseases, the grant remains at \$3.00 per head, with a maximum of \$100.00 for any one sale."

Where a sales association has bulls shown, judged, and prizes awarded on the day of the sale, a further grant of \$25.00 is made to the prize list, providing the sales association contributes at least a like amount.

The following sales were assisted:—

	No. Head	Grant Paid
Oxford Holstein Breeders	49	150.00
*Belleville District Holstien-Friesian Breeders' Club	36	169.00
Western Ontario Consignment Sales Co. Ltd.	27	108.00
National Holstein Sales Association	40	150.00
Waterloo & Wellington Holstein Breeders' Club	60	150.00
*North Grey County Shorthorn Breeders' Club	17	74.00
Toronto District Ayrshire	31	124.00
Middlesex Jersey Club	42	150.00
Brant District Holstein Breeders' Club	37	148.00
Inter-County Shorthorn Sale Association	28	112.00
Durham County Shorthorn Association	25	100.00
Victoria County Shorthorn Association	11	33.00
*Belleville District Holstein-Friesian Breeders' Club	40	175.00

\$1643.00

*Shows were held in connection with these sales.

The Ontario Live Stock Branch assists several of these associations by having the offerings for the sale inspected by fieldmen. It has been found that this assistance has helped materially in keeping up to a higher standard the class of cattle offered for sale.

Assistance to Exhibitors at Foreign Exhibitions

A number of Ontario's cattle breeders exhibited at the International Live Stock Exposition at Chicago during the past fiscal year and received assistance in freight charges amounting to \$538.89. This represents 50 per cent. of the return freight charges on the shipments.

Calf Club Work

In order to encourage the juniors in calf club work the rules and regulations have been revised that this work can be controlled very carefully and will at the same time be of greater benefit to those who take part. This work is carried on in the Province of Ontario in co-operation with the Federal Department of Agriculture and the Agricultural Representative Branch. The calf club members are enrolled according to the rules and regulations and have definite plans laid out for them. It has been found that the interest shown by these juniors has been very satisfactory and has formed a basis for general live stock improvement in a great many rural communities. The Live Stock Branch officers have assisted in the organization and the carrying out of the programme wherever it was possible. In order that these clubs might be of greater value to the club members, special lectures were given in the showing, training and particularly the feeding of calves and live stock, and assistance was also given at practically every calf club achievement day.

During the past fiscal year 63 calf clubs received from the Ontario Live Stock Branch the sum of \$819.00. To the Provincial Inter-Calf-Club Competition the Ontario Live Stock Branch contributed the sum of \$90.00, a total of \$909.00.

Dairy Cattle Shows

Three local Dairy Cattle shows were held during the past year, one in each of the Counties of Brant, Wentworth and Peel, and received grants of \$100.00 each through the Live Stock Branch. These shows were organized with the hope of encouraging community breeding.

RESTRICTED AREAS

Considerable educational work in reference to the establishment of restricted areas for the eradication and control of bovine tuberculosis has been carried on throughout the past year. Officers of the Live Stock Branch assisted in the organization for the campaign in Grey and Simcoe Counties. Over forty meetings were attended and a complete explanation on the formation of areas and the working of the test was given. The petitions for Grey County cattle owners were complete at the end of the year. The District of Thunder Bay has also completed the petitions for the formation of a restricted area.

Meetings were held in Essex, Middlesex, Bruce, Norfolk and Welland Counties. Officers of the Live Stock Branch gave assistance at all of these meetings, and the petitions are being circulated in Bruce, Essex and Welland Counties at the present time.

In the Toronto District the Counties of Victoria and Peterboro have completed their petitions with the exception of Galway and Cavendish Townships in Peterboro County and the townships lying north of the Trent Valley Canal system in the County of Victoria. The petitions for the townships which have already signed have been accepted by the Provincial Department and testing may be started whenever the Dominion Health of Animals Branch deems it advisable.

Under the restricted area plan for the eradication and control of tuberculosis in cattle the Toronto District was tested during the past year and other areas received general tests. Under the regulations the Ontario Department of Agriculture is required to assist in the test by paying the transportation of the veterinarians. During the fiscal year, from April 1, 1936, to March 31, 1937, there has been expended \$17,067.70.

The following restricted areas have been formed in Ontario to date:

1. *Prince Edward County*: This includes the entire County of Prince Edward and also that part of the Township of Murray in the County of Northumberland lying south of the Murray Canal.
2. *District of Kenora*: This area consists of the entire District of Kenora, bounded on the north by the District of Patricia, on the south by the District of Rainy River, on the east by the District of Thunder Bay, which at the present time has completed its petitions for a T.B. free area, and on the west by the Province of Manitoba.
3. *Eastern Ontario District*: This area commences at the City of Kingston, proceeding north-east along the north shore of the St. Lawrence, including any islands in the said river belonging to Canada, to the Quebec-Ontario boundary, north along the Quebec-Ontario boundary, to the Ottawa River, thence west along the shore of the Ottawa River, but including any islands in the said river belonging to Ontario, to the City of Ottawa, thence south-west along the Rideau River, the Rideau Canal, to the City of Kingston. The area includes the whole of the Counties of Russell, Prescott, Glengarry, Stormont, Dundas, Grenville, and parts of the Counties of Carleton, Leeds and Frontenac.
4. *District of Manitoulin Island*: This includes the entire Island of Manitoulin.
5. *Toronto District*: This area includes the six counties immediately surrounding Toronto and bordering on Lake Ontario, commencing at Halton County on the west and including the Counties of Peel, York, Ontario County as far north as the Trent Valley Canal, and the Counties of Durham and Northumberland.

During the past year some initial work has been started in the County of Peterboro and this area will in all probability be included in the Toronto District.

6. *District of Timiskaming*: This district is bounded on the south by the District of Nipissing, on the west by the District of Sudbury, on the north by the District of Cochrane, and on the east by the Province of Quebec.

The following summarizes the work carried on in the various districts from April 1, 1936, to March 31, 1937:

Glengarry County: The work during the period above mentioned has been confined mainly to the retests of any reacting herds.

Stormont County: The work during the period above mentioned has been confined mainly to the retests of any reacting herds.

Prescott County: This county has already had two general tests, and work has chiefly been retesting reacting herds.

Grenville County: This county has already had their second general test and subsequent sixty day retest on reacting herds, together with the testing of feeder steers which were brought in during the fall of 1936 for winter feeding.

Dundas County: The third general test has been completed. 1999 herds were tested comprising 34602 cattle, of which 239 were reactors, with 100 infected premises. The subsequent sixty day retests have followed. The percentage of reactors was .69.

Prince Edward County: There has been no active work carried on in this county during the past fiscal year. All testing that has been done were retests for export purposes.

Frontenac County: The second general test in Pittsburgh Township in Frontenac County was completed, 577 herds being tested comprising 9038 cattle in which there were 163 reactors and 73 infected premises. The percentage of reactors in this county was 1.8.

There was as well some testing of herds in this County in which cattle were brought in from pasture to have their test and 60 day retests where reactors were found.

Carleton County: There has been no active work done in this county during the past year in the townships which have already had their general tests. The Townships of Fitzroy, Torbolton, Huntley and March are now included in the area but as yet have not been tested.

Leeds County: There has been no active work done in this area during the past fiscal year excepting retests.

Durham County: The initial test in the County of Durham was started during the winter of 1936-37 and at the end of the fiscal year is not yet complete. On March 31, 2871 herds had been tested, comprising 38270 cattle, in which there were 2814 reactors found in 789 infected herds, or a percentage of 7.3.

Northumberland County: The initial test was completed in the County of Northumberland during the past year and on March 31 showed 3615 herds tested, comprising 45162 cattle in which were found 1960 reactors in 742 herds, or 4.3 per cent. reactors.

Ontario County: The initial test on March 31 showed 3340 herds comprising 51750 cattle in which there were 6383 reactors from 1376 infected herds, or 12.3 per cent. reactors.

York County: The initial test in York County has been completed, 4856 herds being tested, comprising 56137 cattle in which 8332 reactors were found in 1970 infected herds, or 14.8 per cent. Some 518 herds have also had their 60 day retests.

Peel County: The initial test in Peel County has been completed, with the exception of Caledon and Albion Townships, 1157 herds being tested, comprising 16240 cattle in which 2958 reactors were found in 562 herds, or 18.2 per cent. reactors.

Halton County: The initial test in Halton County has been completed, 1642 herds being tested, comprising 23377 cattle in which 3198 reactors were found in 687 herds, or 13.6 per cent. reactors.

Timiskaming District: The initial test to date shows 674 herds having been tested, comprising 4466 cattle in which were found 54 reactors in 22 infected herds, or 1.2 per cent. reactors.

Peterboro County: At the end of the fiscal year only a few herds which were supplying whole milk to the city trade have as yet been tested. Sixteen herds were tested, comprising 299 cows in which were found 9 reactors in 3 infected herds.

Kenora District: The initial test in this district has been completed. 801 herds were tested, comprising 3838 cattle in which were found 79 reactors in 35 infected herds or 2 per cent. reactors.

SHEEP

Sheep Extension Work

The sheep industry during the past fiscal year has shown steady improvement. Markets have been quite strong and prices for both lambs and wool were higher than in 1935-36. The marketings of lambs were orderly and runs were very uniform in spite of the severe weather conditions existing during the summer months. Wool prices, especially, were a lot stronger than those of a year ago and the highest since 1930.

Approximately 40,000 western lambs were fed on Ontario feed lots and were a source of winter revenue to many farmers. The prices received for these lambs remained fairly high and generally speaking winter lamb feeding is proving reasonably satisfactory.

Exports of pedigreed sheep to the U.S.A. have increased during the past year. The *Down* breeds in particular have been in demand.

Sheep Field Day

The Ontario Sheep Breeders held their annual field day at the Ontario Agricultural College, Guelph, where they were the guests of the Institution. Officers of the College arranged a very interesting programme in connection with their live stock breeding and extension work, and spared no pains in making this a very interesting and profitable day.

Sheep Clubs

Club work which was carried on by the Live Stock Branch was practically suspended during the past year except for the completion of supervision of old clubs. Flocks which were originally placed have made their returns and all except a few are now complete. Officers of the Live Stock Branch have been able to get a large number of contracts completed, and where settlement has not yet been made, satisfactory agreements have been arranged.

Assistance To Exhibitors At Foreign Exhibitions

During the fiscal year Ontario sheep breeders exhibited at the Chicago International and received provincial assistance to the amount of \$272.72. When sheep are exhibited at the International, the Ontario Live Stock Branch pays 50 per cent. of the freight charges, thus enabling breeders to

make sales and keep up international connections. The following breeders represented the Province, and their sheep were successful in winning a very fair share of the total prize money, thus keeping up the reputation of the Province as a breeding ground for good sheep:

H. M. Lee, Highgate.
Wm. Goddard, Denfield.
Chas. J. Shore, Glanworth Sta.
C. J. Brodie, Stouffville.
John D. Patterson, Richmond Hill.
John D. Larkin, Inc., Queenston.
Welland Securities Ltd., Niagara Falls.
Robt. Black & Sons, Fergus.

Dog Tax and Sheep Protection Act

During the fiscal year, April 1, 1936 to March 31, 1937, five appeals were dealt with under this Act, one from each of the following counties:—Durham, Elgin, Middlesex, Peel and Simcoe. Generally speaking the provisions of this Act are becoming much more appreciated by municipal councils and consequently appeals are becoming fewer:

SWINE

Ontario hog marketings in 1936 reached the highest point for a good many years, amounting to 3,577,619 head. This marked a heavy increase over 1935 when total marketings amounted to 2,560,454. Marketings were heavier during each month of the year with the greatest increase taking place during the fall months. Favourable hog prices and relatively low grain prices during 1935 were doubtless contributing factors to the large increase in hog marketings. Heavy increases are often accompanied by reduction in quality; however, this was not the case in 1936, as indicated by the grading figures. The percentage of select hogs graded alive was 35 as compared with 34.4 in 1935. The percentage of bacons remained about the same, being approximately 51 in both years. Thus over 85 per cent. of Ontario hogs were classified into the two top grades.

Ontario had the highest total marketings of any Province in 1936. This Province marketed approximately 40 per cent. of the hogs of the Dominion. In addition to ranking first in total marketings, Ontario held first place with respect to quality of hogs marketed.

The marketing of hogs on the rail grade increased gradually throughout the year until in the month of December, 25 per cent. of the hogs were being sold on that basis. This system is causing producers to focus more attention on the weight and degree of finish of their market hogs, and with more care exercised in connection with these two factors a greater number of hogs should be transferred to the two top grades.

Other Provinces are making rapid strides in hog improvement, consequently Ontario must ever be on the alert to maintain her position as a foremost producer of good quality hogs. With these facts in mind the extension work of the Ontario Live Stock Branch has been directed along educational lines with a view to supplying information on the problems that seem most serious at the moment.

Field Days

Quite a number of field days were held during the year. Officers of

the Ontario Live Stock Branch assisted at all the field days. The Ontario Veterinary College kindly co-operated by supplying speakers to discuss disease problems. Most successful field days were held at the Ontario Agricultural College, Guelph, Central Experimental Farm, Ottawa, Experimental Farm, Ridgetown, and at Mildmay. The attendance was quite large at all these events and a great deal of enthusiasm was displayed by those present as evidenced by the splendid manner in which they entered into discussions.

Bacon Hog Fairs

Bacon Hog Fairs were held at Ridgetown, Alvinston and Essex. Well filled classes for breeding stock and market hogs were featured. A carload of hogs was marketed following the Ridgetown Fair and two carloads were sent forward from each of the other fairs. In all instances the percentage of select hogs exceeded 40 per cent. The officers of the Ontario Live Stock Branch assisted in judging at these fairs. The placings of the various classes were explained. At each fair a large number of choice gilts and young boars were sold by private sale for breeding purposes. These fairs have had a splendid influence for swine improvement in the districts where they were held.

Bacon Hog Clubs

The Bacon Hog Club policy was introduced a number of years ago for the purpose of making good bacon type sires available in districts where they had not been formerly used. Under the policy boars were loaned to communities in which clubs were formed. No new clubs were formed in 1936. About thirty clubs were maintained, however. Five young boars were purchased at a cost of \$170.00 for loaning under this policy. One-half of the purchase price of these boars was paid by the Federal Department of Agriculture. A large number of boars stationed in these clubs was transferred to other clubs so that their usefulness could be retained in the Province. The majority of clubs are located in South-western Ontario. Reports from club secretaries indicate that the boars were used quite extensively in their respective districts, and such being the case have contributed considerably to swine improvement.

Bacon Litter Competition

This competition was conducted for the purpose of identifying sows capable of producing large litters of thrifty, early maturing and high quality market hogs. Prize winners in two competitions were announced during the fiscal year, and a total of 211 litters were entered in the competition, and prize money amounting to \$510.00 was paid to the winners by the Ontario Live Stock Branch.

Boys' Swine Clubs

Five swine clubs with a total membership of seventy-four boys were organized in the Province under the Federal-Provincial Boys' Swine Club policy. Officers of the Ontario Live Stock Branch assisted in the supervision of the clubs and also in the judging of the pigs at achievement days. The total grants from the Ontario Department to these clubs amounted to \$62.00. To the Provincial Inter-Swine-Club Competition the Ontario Live Stock Branch contributed the sum of \$21.00.

In addition to the five swine clubs mentioned above, two senior swine clubs were formed in North Simcoe and Durham Counties. In both of these counties the members purchased weanling sows of Advanced Registry ancestry. The object of these clubs is to develop swine breeders who will be capable of supplying good foundation breeding stock to producers in their respective Counties. Officers of the Ontario Live Stock Branch assisted in the selection and purchasing of the breeding stock and in the supervision of the clubs.

Breeders' Clubs

The Ontario Yorkshire Club has encouraged the formation of local breeders' clubs. Local clubs have been formed as follows: Quinte District, Stratford District, Kent County, Bruce County, Waterloo County, and South Simcoe County. These clubs are carrying on Swine promotional work and have been important agencies in the distribution of good stock in the districts in which they are located. The Waterloo County Yorkshire Breeders' Club had a novel plan last year whereby all animals which the breeders wanted to sell were inspected and only those approved advertised. The plan proved quite successful inasmuch as all of the hogs offered were sold at satisfactory prices. The officers of the Ontario Live Stock Branch assisted in the inspection and promotional work of all of the local clubs.

Purchase of Stock

The Ontario Live Stock Branch has assisted with the purchase of sires for a number of the government institutions. During the year boars were purchased for the Ontario Hospital, Whitby; Ontario Hospital, Kingston; Ontario Reformatory, Guelph; Industrial Farm, Burwash; and Industrial Farm, Fort William.

Swine Testing

Greater interest was shown by breeders of pure bred swine in the testing of their animals under the Advanced Registry policy. During the year, 105 breeders participated under this policy. A total of 734 litters were tattooed and 353 were nominated for slaughter test. Of these 149 actually completed the test and 68 qualified. The results at the test station during 1936 were the most satisfactory to date. The feed consumption per hundred pounds gain in live weight ranged from 300 to 350 lbs. Sixty-seven litters were fed at the New Hamburg test station with twenty-four qualifying. Eighty-two litters were fed at home with forty-seven qualifying.

This policy is administered by the Federal Live Stock Branch with officers of the Provincial Live Stock Branch assisting in the administration of the test station at New Hamburg.

POULTRY

Local Poultry Associations

Local Poultry Associations received assistance from the Department through the supplying of judges, lecturers and grants to local Associations during the fiscal year, as follows:

Number of associations holding a show during the fiscal year	22
Number of poultry judges and lecturers supplied	24
Total amount of grants paid to local associations	\$949.00
Total expenditures in connection with judges, lecturers, etc.	\$327.35

Boys' Poultry Clubs

A total of \$98.50 was paid out as prize money grants to six poultry clubs in Ontario.

Branding of Live Stock Act

In order to comply with the wishes and requests from poultry organizations and poultry breeders, this Act was amended in 1936 so that no person may brand any live stock except with a brand allotted by the Minister of Agriculture, and every such brand is now recorded as provided under the Act. This recording of a brand is good for a period of three years and may be renewed after that date. Brands may be transferred from person to person, and when a brand is recorded a certificate of allotment is issued. The Director of the Ontario Live Stock Branch is the Recorder of Brands.

Penalties are provided under the Branding of Live Stock Act for those who improperly or wrongly brand any live stock with a brand which has been recorded, or brands or causes to be branded any live stock of which he is not the owner, or defaces, obliterates or renders illegible any brand upon live stock, or brands or causes to be branded any livestock with an unrecorded brand. The following is the schedule of fees:—

For allotment of a brand for a period of 3 years	\$1.00
For renewal of an allotment of a brand for a further period of 3 years ..	1.00
For change in the record of a brand50
For transfer of a recorded brand50
For every search of a brand record50
For every certified extract from the brand recorded50

Under this Act up to March 31, 1937, 1811 brands have been recorded, and considerable favourable comment has been received relative to the positive identification of poultry now made possible. Several cases have been reported of convictions of chicken stealing, by means of this branding identification.

ONTARIO PROVINCIAL WINTER FAIR

The fifty-fourth annual Winter Fair was held in the City of Guelph, on December 1st, 2nd, and 3rd, 1936, with more entries than the building accommodation would comfortably house. This fair is supported substantially by an annual grant of \$8,000.00 from the Ontario Department of Agriculture, and \$4,000.00 from the Federal Department of Agriculture. In addition, further special grants toward the seed section of the prize list amounting to \$732.98, and \$500.00 towards the payment of judges are paid by the Federal Department, making a total Government contribution for prize money of \$12,732.98. The actual amount of money paid out in regular prize money, not including special prizes, was \$15,927.00.

The management and office expense is provided by the Ontario Department of Agriculture through the Live Stock Branch, and the management consists of representatives from the following:—

Ontario Horse Breeders' Association.
Ontario Cattle Breeders' Association.
Ontario Sheep Breeders' Association.
Ontario Swine Breeders' Association.
Ontario Poultry Association.
Ontario Seed Board.
City of Guelph.
County of Wellington.
Deputy Minister of Agriculture for the Province, by virtue of his office.

WOMEN'S INSTITUTE BRANCH PROGRESS IN ORGANIZATION

During the year covered by this report 34 Institutes were organized and 21 were disbanded making the present number of active branches 1,360 with an approximate membership of 42,000. Of this number 134 are Junior Institutes. The disorganizations took place largely in the Junior section.

District Annuals

Ninety-seven districts held annual meetings during the months of May and June with delegates in attendance from the various branches located within the district. These meetings were for the purpose of reviewing activities and discussing future work. Programme planning was an outstanding feature of the agenda. For each of these 97 meetings the Women's Institute Branch supplied a representative who presented the Co-operative Programme in Home Economics and assisted the delegates in deciding on the district programme for the year. The attendance at these meetings totalled 13,012.

Conventions

Annual conventions were held in 13 areas and continue to serve as an adequate means of contact for leaders and members of Women's Institutes throughout the Province. These were held at Central points during the fall of the year and delegates were sent to them from districts and branches located within the area. Educational topics were discussed under capable leadership and information given by qualified speakers. In 1936 a representative from the Women's Institute Branch and one from the Provincial Board attended each of these 13 conventions. The attendance totalled 4047 delegates.

Distribution of Literature

The outline of the Co-operative Programme for 1937-38 was distributed in printed form, five copies being sent to each branch. The two printed leaflets "Eggs" and "Desserts" were revised. These were made available for distribution in conjunction with the educational programme in Home Economics.

Mimeographed and printed material was supplied to local leaders at training schools in Clothing, Foods and Nutrition, Housing and Home-crafts, and each local leader was furnished with informative materials for

distribution to her class members. Members carrying on home demonstrations in "Relieving Constipation" and "Gaining Weight" received directions and records similar to helps given in correspondence courses. A leader's manual and member's pamphlet were prepared for the new Junior Homemaking unit "Clothes Closets Up to Date" and those for the units "Being Well Dressed and Well Groomed" and "A Simple Cotton Dress" were revised.

Four issues of "Home and Country," the four-page paper published through the co-operation of the Women's Institute Branch and the Provincial Board, were distributed to the branches during the past year. This paper continues to prove helpful in keeping the branches alert and well informed.

Packet Loan Collection

The Women's Institute Branch has available loan material in the form of papers, bulletins, clippings and magazine articles dealing with topics related to the work of the standing committees and Institute interests generally and suitable for use in public meetings. The object of this service is to help the member who is responsible for an address on some definite subject but who lacks access to sources of authoritative information. Folders have been sent to Alberta, Saskatchewan, British Columbia, Quebec and New Brunswick, as well as to all parts of Ontario.

In the period covered by this report 1,023 branches were served through 4,468 articles dealing with such subjects as the following: education and better schools, 693; community interests, 349; agriculture, 318; legislation, 292; Institute histories, 106; art, 30; debates, 62; Home Economics, 727; miscellaneous, 541.

Legislative Grants

The sum of \$5,877.00 was disbursed as grants to branches and districts who asked for this service. Of this amount \$2,208.00 was paid to 736 branches and \$3,669.00 to 98 districts.

Correspondence

In addition to 75 circular letters with a circulation of about 18,675, approximately 15,000 letters were sent out during the year.

Co-operation With Other Organizations and Agencies

The staff of the Ontario Agricultural College have been generous in their assistance in Women's Institute activities. This was shown in the welcome accorded the Girls' Conference held at the College in May, the gathering of the Associated Country Women of the World delegates and Ontario women in June and the two staff conferences in September and November.

The support of the Agricultural Representatives Branch is necessary to the success of the Junior Homemaking Club programme. This Branch has given valuable assistance with training schools, achievement days and the club programmes carried on at Grade A and Grade B fairs.

The Women's Institute Branch worked with the Agricultural and Horticultural Societies Branch in taking care of a half-day programme in

the Home section of the provincial convention of Agricultural Societies.

Contacts made with such organizations as the Red Cross, the Health League of Canada, the Dental Hygiene Council, the Canadian National Institute for the Blind and local school boards have resulted in joint action along lines of common interest.

Foreign Contacts

International interests are aroused and maintained through correspondence. Contact has been made through this office and carried on by a total of 72 branches as follows: New Zealand, 35 branches; England, 24 branches; United States, 7 branches; Australia, 3 branches; South Africa, one branch; Denmark, one branch and Saskatchewan, one branch.

From time to time further outside contacts are made through visits from Home Economics workers of other countries who come to observe methods in extension education in Home Economics here. In the past year such visits were made by Miss Hazel Johnson of New Zealand, who spent three months in Ontario, and by Miss Lorna Byrne of Australia, who was here for two weeks.

In June the International Conference of the Associated Country Women of the World, to which Ontario sent delegates, was held at Washington, D.C. Following the Conference, 60 foreign delegates visited Ontario for four days. Ontario Women's Institutes were responsible for their entertainment while in Ontario. This included a Peace Ceremony at the International Peace Bridge; a reception given by the districts of Welland, Lincoln and Haldimand at Niagara Falls; a dinner given by the Niagara Parks Commission at Niagara; a visit to Stoney Creek, the birthplace of the Women's Institute movement in Ontario; a two-day visit to the Ontario Agricultural College, Guelph; a luncheon given by the Federated Women's Institutes of Ontario at Toronto; and a reception at Ontario Government House in Toronto. At the Ontario Agricultural College, a rally and picnic luncheon brought together over 6,000 women from all parts of Ontario to greet the guests.

FEDERATED WOMEN'S INSTITUTES OF ONTARIO

Provincial Board

The Provincial Board met twice during the year, in April and again for their annual meeting in November. They examined the resolutions of the conventions and presented those which received their endorsement to the Provincial and Dominion Governments.

The treasurer's annual report showed receipts of \$8,490.62 and disbursements of \$4,458.62 with a balance on hand for the fiscal year of \$4,032.00.

Standing Committees

To make for more effective work and for ease in planning programmes, the various forms of work undertaken by the branches are grouped under the supervision of standing committees. Outstanding work was done under the recently organized committee on Peace Education and International Relations. Reports of conveners of this committee show that vague desires for peace are giving way to the study of what peace means and the price that must be paid for its achievement. In Welland County a Peace Rally was held which featured messages of international friend-

ship from new Canadians in the County. In accordance with the suggestion of the Associated Country Women of the World many branches are planning to set aside their November meeting for an annual "International Day" programme.

Community Enterprises

Local enterprises sponsored by branch Institutes are many and varied and are governed by the special needs of the community concerned. In many cases the work entailed has been spread over several years and has produced a structure of lasting value. Rest rooms and libraries have been established and are being supervised. Hospital wards have been furnished, grounds for parks and athletic fields purchased and cemeteries beautified. Motion picture machines for community use have been purchased and sports and other forms of wholesome recreation encouraged. Local institutions for the unfortunate are given assistance and in recent years local relief has played an important role in practically every branch's activities.

Putnam Memorial Fund

A relief fund known as the Putnam Memorial in recognition of the interest of the late George A. Putnam in Institutes of Northern Ontario has been established to give assistance to worthy cases in outlying sections of the Province. Southern Institutes have contributed clothing, food, household supplies and funds for distribution in the North. The fund is administered through this office which investigates appeals and passes on requests for help. During the year 25 bales valued at \$74.94 with a total weight of 2054 pounds were sent to various parts of Northern Ontario by this means.

STAFF CONFERENCES

Three staff conferences were held in the past year. In May the staff of speakers about to attend the district annual meetings met in this office to discuss the presentation of the Co-operative Programme in Home Economics at these meetings.

In September a three days' conference of Home Economics coaches was held at Macdonald Institute, Guelph, to discuss methods in presenting Junior Homemaking units at local leader training schools. Special training was given on the unit "Clothes-Closets Up to Date".

In November the annual conference of the entire staff was held at Macdonald Institute when the instructors in the senior and junior programme in extension education in Home Economics and in the one-month and three-month short courses in Home Economics met for four days. The staff of Macdonald Institute brought to the conference information concerning recent research in Home Economics. This with group discussions helped to strengthen the workers in their own fields. In addition they learned what instructors in related programmes were doing and became better informed concerning all the services offered by the Women's Institute Branch.

CO-OPERATIVE PROGRAMME IN HOME ECONOMICS

The Women's Institute Branch is responsible for an educational programme to help homemakers acquire sound and improved practices for greater home efficiency. If this service is to be made available through-

out the Province, the co-operation of branch and district Institutes is required. Therefore, this educational service is rightly called the Co-operative Programme in Home Economics.

In 1936-37, this programme was planned to meet the most urgent demands and needs of the majority of homemakers in the Province. It had to recognize the possibilities and difficulties of establishing sound educational procedures by taking into account; limited funds; the diversity of social and economic conditions in the Province; the varying mental and physical abilities of homemakers; the widely differing demands and limitations set up by ideals and beliefs; varying climatic conditions and occupations; and the tradition of previous programmes. Because Home Economics is so comprehensive it was classified into several different lines of study, and work in the following divisions was planned in the 1936-37 programme: Clothing and Textiles, Foods and Nutrition, Health Education, Housing and Homecrafts. An endeavour was made to make the programme flexible and elastic and at the same time to give it a simple fundamental organization.

The services were classified thus:

1. *Service Requiring Co-operation of Branch Institute only*: This service included only 10 different one-week short courses. Any branch might apply for one short course. The service was offered on the assumption that not more than one branch of every 10 would make application.

2. *Services Requiring Co-operation of District Institute and Support of the Branches*: Each district was expected to establish one of the following services for the benefit of the branches within its confines.

(1) *Speaker Service* — The district selected approximately one-half of the branches as centres for a trained worker to visit in order that she might speak to the members and encourage educational work along some definite line. Twenty-five different subjects were listed to be introduced in this manner.

(2) *District Training School for Local Leaders* — Each branch was encouraged to appoint a local leader to attend a training school and learn how to carry on a definite study or activity in her own branch. These training schools had both morning and afternoon sessions and were from two to eight days' duration. Twelve different projects were listed to be taken up in this manner.

(3) *Home Conferences* — This service allowed the trained specialist to visit each branch wishing to co-operate in the district. The members of an institute met and studied the actual facts of their problem and analyzed it with the guidance of the instructor. The organization of the work provided a means for the group to gain further experience and make corrections. One project was announced under this method.

3. *Service Requiring Co-operation of District Institute*:

All districts had the privilege of applying to the Department for an instructor to take charge of an Officers' Rally for the purpose of giving training in administrative leadership. Both morning and afternoon sessions were required. Topics for profitable discussion were outlined in the announcement of the programme.

Programme Planning

An effort was made to bring the responsibility of programme planning to the attention of the Women's Institutes through articles in "Home and Country" and discussions at conventions and district annual meetings. In all their contacts the staff of the Department have tried to encourage the Institute branches to analyze their own needs and be conscious of their interests because this process is necessary before a successful programme can be determined. A better system of determining local programmes, both vocational and avocational, needs to be developed and organized. During the past year there was evidence of progress among the members inasmuch as they realized the problem and began to understand that they must help to plan the activities they wish to carry out successfully.

In April 1936, five copies of the announcement of the Co-operative Programme in Home Economics were sent to each Women's Institute Branch in order that the membership might become thoroughly informed and be able to determine the district programme and request short courses intelligently. The Institute branches were urged to discuss the Co-operative Programme at a local meeting previous to the district annual and prepare their delegates for their responsibility in planning the Co-operative Programme in the district for the coming year. The district annual meetings were organized partly as programme planning meetings. In May and June of 1936 members of the staff guided the discussions on programme planning at 97 district annuals.

The districts and branches were asked to send their requests to this office, by July 5, for the ensuing programme year (July 1, 1936 to July 1, 1937). Unfortunately this report is required to cover the activities and achievements of the fiscal year rather than the programme year which undoubtedly would present a picture of greater unity and accuracy.

Clothing and Textiles

The work done during 1936-37 followed the same procedure as the methods used during the previous year, with local leader training schools, short courses and speaker service. The course of instruction dealt with the selection, construction and care of clothing, with the definite purpose of developing a standard in clothing selection which would contribute to the health, comfort and efficiency of the family and give a feeling of ease and assurance in social relationships.

Training schools in Buymanship were conducted in 17 districts with 257 leaders and 52 assistants receiving instruction. These leaders have not only presented the information to their own branches but several have accepted invitations to address other organizations and have given assistance to school teachers in special study groups.

The Kitchen Ensemble project was the choice of six districts, with 34 leaders in attendance. There were 185 enrolled of whom 107 were inexperienced sewers. At the conclusion of this work three Summary Days were held with an attendance of 246. There were 141 dresses and aprons exhibited and the leaders report that there is great enthusiasm for further work in garment construction.

"Care of Clothing", which includes laundering, mending, spot and stain removal, clothes-closets and storage methods, was the choice for special study in five districts where 28 leaders are conducting a course of study with their local branches at the regular monthly meetings.

Altogether 17 short courses were held in "The Use of Commercial Patterns" with a total attendance of 1,463 and 235 different women benefiting. Short courses on "Garment Finishes and Remodelling" were carried on in 10 communities with 155 members enrolled and a total attendance of 949.

Eight meetings to discuss "The Becoming Costume" were held in two districts with an attendance of 282 different women. Seven meetings in one district when the subject discussed was "The Social and Economic Aspects of Clothing", were attended by 278 women.

Foods and Nutrition

In the past year two factors in particular made for progress in the Foods and Nutrition programme, the increasing co-operation of the local Institutes with the Department, and more practical assistance from other branches of the Department of Agriculture. The co-operation of the Agricultural and Horticultural Societies Branch makes it possible to have the specialist on vegetable culture give instruction at the Summary Day which follows the project on "Vegetables: Their preparation and Place in the Diet". During the year covered by this report 34 leaders and assistants from 17 Institute branches attended training schools in this project.

Twenty-seven short courses in "Food Selection and Meal Planning" were held in 22 districts with a total attendance of 2,294. Eight districts asked for speaker service on "Canning of Fruits, Vegetables and Meats" and "Feeding the Family for Health". Charts and slides were used to illustrate the lectures. In response to these requests 29 meetings have been held with a total attendance of 1,198. Plans have been made for a series of meetings on "Table Setting and Home Service". Illustrative material including table linens, dishes and silver will make the work of practical value.

Help was given with individual problems of health and diet by means of home demonstrations in "Gaining Weight" and in "Relieving Constipation". Three hundred and thirty copies of the information for carrying on such demonstrations were asked for and distributed. Report forms to be filled in weekly for six weeks and returned to this office form part of this programme. Those already returned with such statements as "no more headache", "feel better in every way", "have gained six pounds", indicate that these home demonstrations have been effective in improving health habits.

Plans are under way for seven local leader training schools in "The Uses of Whole Wheat" to be given in Manitoulin, East Algoma and Thunder Bay Districts. By increasing the consumption of whole wheat products it is hoped to make good certain dietary deficiencies resulting from a lack of vegetables and fruits during the winter months.

The Foods and Nutrition programme for the new year has been enlarged to provide for local leader training schools in Meat Cookery which will include the consideration of hanging meat, killed and distributed locally. Present indications point to increased interest and participation in foods and nutrition work. It is apparent that people are becoming increasingly conscious of the relation between food and health.

Health Education

In the past year 25 short courses in Health Education were organized. These were conducted under the direction of graduate nurses who have had

special training in public health work. Some 549 women received instruction in these classes with a total attendance of 2,362. In addition to the short courses, 41 communities profited from the services of a speaker in Health Education who endeavoured to help the local Institutes plan a simple programme in some field of Health Education for the ensuing year. The attendance at these meetings totalled 1,478.

Housing

Local leader training schools in "Refinishing of Furniture" were conducted in 12 districts with 108 local leaders in attendance. Of these 39 leaders have reported completed classes with 295 pieces of furniture refinished. In two districts where training schools have been conducted and local classes completed, Summary Days have been held with an attendance of 110. The refinished furniture of the district was exhibited on this day and slides of old furniture were shown. A keen interest was taken in these exhibits and also in the story of the work given by the local leaders.

Home Conferences in Rearrangement of Furniture were held in eight branches in one district with an attendance of 95. In each branch a living-room of one of the members was used as a laboratory to find the best possible arrangement for that particular room, sometimes eliminating some of the pieces which had been in the room and at other times bringing in a piece from some other part of the house. Plans have been made to make return visits to these branches and also to conduct conferences in another district. Return visits have already been made to 11 homes in one district after the Home Conferences of the previous year, with 169 women participating.

"Buymanship Related to House Furnishings" was the subject discussed at a series of four meetings held in one district with 11 branches participating and a total attendance of 77. Questions were asked from the floor as well as in private conversation. It is hoped this series has been thought-provoking and as a result more women will "buy" their house-furnishings rather than be "sold" them. Plans are completed for meetings in two other districts.

A keener interest in Housing and its problems with a greater readiness to accept opportunities for assistance in solving these problems is in evidence for the coming year.

Homecrafts

"Leather Glove Making" proved to be the most popular of the Homecrafts in which instruction was given in the past year. Seventy-seven branches sent local leaders to eight training schools in this craft. The leaders learned how to select leather, cut a pattern to fit their own hands, cut and make a well-fitting pair of gloves and also how to teach this art to others. In addition five training schools for local leaders were held in "Home Utilization of Wool" with 77 local leaders receiving instruction and three schools in "Quilts and Quilting" where 60 local leaders were in attendance. Not all of the classes completed by these local leaders in their own communities have completed their work but according to the 92 reports already received, 380 meetings have been held where 3,454 women have received instruction. Among the articles completed were 1,117 pairs of gloves, 35 quilts and 197 woollen articles of various kinds. In addition 95 women have carried out the process of washing wool.

In addition to the local leader training schools in "Home Utilization of Wool" seven short courses were held in the more isolated districts where the training school method was not feasible. One hundred and nineteen women were enrolled in these classes with a total attendance of 711. Short courses in Needlecraft, 24 in number, were held with 398 women receiving instruction, and one course was given in Rugmaking with an enrolment of 14. The total attendance at these courses was 2,556.

The outlook for 1937-38 is encouraging. The Homecraft programme is gaining by leaps and bounds in popularity with the Institute members. That this service is appreciated by the branches is shown by the increased number of requests. Twenty-seven branches have requested the short course in Rugmaking as compared to four last year, and 200 branches are planning on taking Leather Glove Making as compared to 77 last year.

JUNIOR EXTENSION PROGRAMME IN HOMEMAKING

The Junior programme is planned to meet the needs and interests of girls from 12 to 26 years of age and comprises three more or less distinct methods of approach — winter short courses, Junior Institutes and the Junior Homemaking clubs first organized in 1935.

One-Month Short Courses

During the winter months from December to March inclusive 35 one-month courses, two two-week courses and five one-week courses were conducted in co-operation with the courses in Agriculture organized by the County Agricultural Representatives, with a total enrolment of 1,635 girls and women. Of these 41 per cent. had not attended high school, 28 per cent. had not attended for more than two years and only 9 per cent. had received special training through other sources. Sixty-nine per cent. of those in attendance came from farm homes.

Clothing was taught in four of the one-week courses and in one two-week course, Foods and Nutrition in the remaining one-week course and in both two-week courses. Foods and Nutrition and Household Management were included in all of the 35 one-month courses. In addition Clothing was featured in 28 courses and Health Education in the remaining seven. Joint classes with the boys were held in topics of interest to both groups, including in most cases weekly literary meetings with instruction in Parliamentary Procedure and in Public Speaking.

Three-Month Courses

In addition to the courses already described, three-month schools were held in seven counties with 244 girls enrolled. Of these 72 per cent. came from farm homes, 52 per cent. had never attended high school, 16 per cent. had not attended for more than two years and only 12 per cent. had received special training from other sources. The organization was similar to that of the one-month schools but the longer period of time made possible a broader programme.

As in previous years instruction in Foods and Nutrition was given throughout the course. In addition, the students received one month's instruction in Clothing, one month in Health Education and one month in Household Accessories. Joint classes of boys and girls were held for special lectures in Poultry, Gardening, Home Beautification, English, Pub-

lic Speaking and Music. In some of the courses part of this instruction was given in separate classes.

In planning the content of the courses a study was made of the individual needs and interests of the girls and the programme was adjusted as far as possible to meet these needs.

It is difficult to measure fully the results of one-month and three-month courses, but by means of questionnaires filled in by the students some idea of their effectiveness may be gathered. Reports show that through the clothing instruction 1057 articles were made of which 653 were dresses; 452 girls adopted practices which made for better selection in clothing; 413 followed recommendations for proper care of clothing and 282 adopted more healthful clothing. Because of the work in foods 377 class members adopted recommended practices for corrective feeding; 203 homes introduced better methods for care of milk and in 1118 cases practices were established to increase the consumption of milk, fruits, vegetables and whole cereals. Three hundred and seventy-two homes adopted recommended methods in care of the house, 388 adopted recommended laundry practices and 142 kitchens were rearranged for convenience. Through the work in Health Education 113 girls improved their posture, 58 had a needed health examination, 88 adopted preventive measures, 72 adopted recommended nursing procedures and 187 homes had their drinking water analyzed.

Some idea of the effectiveness of this instruction may be gained, too, from the stories of individual families which reach this office from time to time. One of especial significance is that of the short course student who demonstrated the practical value of cod liver oil in improving the health of her four months old brother. As a result her parents undertook to supply their entire family of eleven children with cod liver oil.

Junior Institutes

One hundred and thirty-four Junior Institutes were active during 1936-37. This organization should provide a means for further study along homemaking lines. In order to ensure a sound educational programme each Junior Institute is urged to undertake at least one unit of work in the Junior Homemaking Club programme each year.

Junior Homemaking Clubs

This form of extension work, begun in 1935, has steadily increased in extent until during the winter of 1936-37, 2100 girls in Ontario were studying some phase of homemaking under the guidance of 242 local leaders. This work is in charge of a Departmental instructor who is a trained teacher in Home Economics and is known as a Home Economics Coach. Each coach serves several counties. She works with the County Agricultural Representative and Women's Institute officers in promoting interest in Homemaking clubs for girls and takes full charge of the necessary instruction. Some of the girls reached were already members of Junior or Senior Institutes or girls' clubs but in many cases they represented previously unorganized groups.

The organization was similar to that of the previous year, each club being organized under a local leader who might be an older woman — often a Senior Institute member, or a girl who has already had some training in Home Economics through Junior extension work. The local leaders at-

tended a county training school under the direction of the Home Economics Coach where they received instruction in subject matter and teaching methods. Under this leadership the girls held meetings as suggested by the manual supplied to the local leaders. They completed the work required, kept a record book and attended the annual County Achievement Day where they exhibited the results of their efforts and exchanged ideas with other clubs. Here, too, with the assistance of the Home Economics Coach they planned the Homemaking Club programme for the ensuing year.

In the spring of 1936, 35 training schools were held — seven in the "Supper Club" and 28 in "Being Well Dressed and Well Groomed". As a result of these training schools and the 55 schools held during the previous fall and winter, 1266 girls exhibited at one of the 44 County Achievement Days held in the summer of 1936 — an increase of 366 over the previous year.

Another feature of club work is the Girls' Garden and Canning Clubs organized by the Agricultural Representatives with an instructor from this Branch holding training schools in the cooking of vegetables, storing them for winter use and planning a garden to meet the family needs. Twenty-eight such training schools were held in 1936 and 300 girls completed the work required.

In 1936 the Dominion Government again offered prizes for supervised club work at Grade A. and Grade B. fairs. In Ontario the girls' programme at these fairs was drafted in line with the Homemaking Club units carried on in the various counties. The outcome of this programme was that 208 club girls from 27 counties exhibited at the Canadian National Exhibition, 206 girls from 19 counties at one of the three other Grade A. fairs and 440 girls from 30 counties and districts at one of the 11 Grade B fairs held in Ontario.

The Junior Club programme in Homemaking for the autumn and winter of 1936-37 was enlarged to include a unit on the care of clothing known as "Clothes Closets Up to Date" in which eight training schools were held, resulting in 48 clubs with a membership of 383 girls. The units "Being Well Dressed and Well Groomed" and "A Simple Cotton Dress" were revised, the latter under the name of "Cottons May be Smart". This resulted in six training schools in "Being Well Dressed and Well Groomed" with 18 clubs and 142 members and four in "Cottons May be Smart" with 11 clubs and 104 members. In addition nine training schools were held in "Dressing Up Home Grown Vegetables" resulting in 51 clubs with 401 members and 21 in the "Supper Club" with 124 clubs and 1070 members, making a total of 2100 girls in 252 clubs receiving instruction in some phase of Homemaking during the past winter.

Plans for spring training schools are at present under way with two new units available — one in foods, "The Milky Way" and one in clothing, "Summer Clothes for Girls" with the unit "Cottons May Be Smart" as a prerequisite. The results of these schools together with those of the previous fall and winter can best be evaluated by the Achievement Days to be held in the summer of 1937.

Girls' Conference

On May 11 the annual Girls' Conference of rural Ontario girls was held at the Ontario Agricultural College, Guelph. This conference was organized and carried on by the Women's Institute Branch co-operating

with the staff of the College. The girls received training in leadership as well as instruction in such subjects as home beautification, the conservation of health, the art of dressing and the responsibilities of the home. That this service is appreciated is shown by the fact that 570 girls representing 30 counties and districts were in attendance.

REPORTS AND RECORDS

A growing realization of the importance of reports is evident among all staff workers with the result that reports in future should be more accurate and comprehensive. To assist in the compilation of such reports, forms are supplied to instructors of local leader training schools, one-month and three-month schools and short courses; to speakers in the speaker service; to Department representatives at district annual meetings and to local leaders in both senior and junior work. Branch Institutes are asked to report every four months on forms supplied, giving information that is used to make a comparative study of the work of the branches in each district. A new system for keeping records supplied to each Home Economics Coach makes provision for a more systematic and complete record of junior extension work in every county.

OUTLOOK

During the year covered by this report the educational programme of the Women's Institute Branch has been extended through the establishment of new procedures and the strengthening of curricula both quantitatively and qualitatively. Practicing homemakers and young women throughout the Province are gradually gaining a greater understanding of the available opportunities. This appreciation is shown by the increased demands for programmes in extension education in Home Economics for the coming year. This should result in the fulfilment, to some extent at least, of the educational aim of the Women's Institute Branch which is two-fold — to make women better homemakers and make homemakers better women.

FRUIT BRANCH

The 1936 season was noted for a decided decrease in the production of all fruits but satisfactory prices in most cases. Following a winter of heavy snowfall with severe injury from mice and rabbits, frost at blossom time caused heavy damage to pears, cherries and apples, and also to the new growth on grapes. Damage to strawberries and raspberries resulted from the long continued drought, with excessive heat in July which injured plums and apples. Pears and peaches were most successful in the Niagara District, while Northern Spy apples gave a good crop in all parts of the Province, largely due to later blossoming.

ORCHARD REPLANTING

Heavy Planting, particularly of peaches and apples, has continued and nurseries in Ontario have been sold out of the leading varieties. Considerable quantities have been brought in from the United States and British Columbia to supplement the local supply. It is expected that by the spring of 1938 our Ontario nurseries will again be in a position to fill all orders.

Varieties Recommended

The leading varieties now recommended by our Department, arranged in approximate order of maturity, are as follows:

Apples by Districts

St. Lawrence and Ottawa Valleys: *Duchess, Melba, Wealthy, Wolf River, McIntosh.*

Hastings, Prince Edward, Northumberland and Durham: *Wealthy, Scarlet Pippin, McIntosh, N. W. Greening, Gano, Red Stark, Delicious, Spy.*
Southern Ontario to Sarnia: *Wealthy, Scarlet Pippin, McIntosh, R. I. Greening, Jonathan, Baldwin, Delicious, Spy.*

Georgian Bay: *Wealthy, McIntosh, R. I. Greening* (in protected areas), *Gano, Cranberry, Delicious, Spy.*
Cherries

Sweet: *Black Tartarian, Victor, Schmidt, Windsor, Hedelfingen.*
Sour: *Montmorency, Fisher* (early, for trial).

Sweet cherries earlier than *Black Tartarian* recommended only under special conditions where they can be protected from birds: *Seneca* (only on very good cherry soil), *Early Purple* or *Knight's, E. Black, Early Rivers, Early Lyons.*

Peaches

June Elberta, Yellow Swan, Oriole (for trial), *Howard Fisher* (for trial), *Golden Jubilee, Rochester, Vedette, Valiant, Veteran, Stark's Early Elberta, Elberta.*

Pears

Bartlett, Anjou, Keiffer.

For special markets: *Clapp, Gifford, Russet Bartlett, Howell, Clairgeau.*
For trial: *Gorham, Cayuga.*

Plums

European: *Imperial Gage, Lombard* (for factory), *Coe, Monarch, Fellenberg, Grand Duke, German Prune, Reine Claude.*

For trial: *Earliana, Imperial Epineuse, Pacific Prune, Albion.*
Japanese: *Abundance, Shiro, Burbank.*

Grapes

Ontario, Brighton, Delaware, Niagara, Concord, Salem, Agawam, Lomanto (for wine only), *Herbert.*

For trial: *Fredonia, Portland.*

Currants

Black: *Boskoop Giant, Kerry, Naples, Saunders, Champion* (late).
Red: *Cherry, Fay, Victoria, Wilder, Prince Albert* (hardy late).
White: *White Grape.*

Gooseberries

Clark, Poorman, Whitesmith, Downing, Josselyn (the latter two where

large-fruited varieties do not succeed).

Raspberries

Red: *Brighton* or *Count* (early), *Viking*, *Cuthbert*, *Latham*, *Taylor* (for trial).

Black: *Cumberland*.

Purple: *Columbian*.

Blackberries: *Eldorado*, *Snyder* (hardy).

Strawberries

Premier, *Senator Dunlap*, *Glen Mary* (for local market), *Parson's Beauty*.
For trial: *Dorset*, *Fairfax*.

The actual sales, as shown by figures reported by the Bureau of Statistics, vary somewhat from the above recommendations. In apples, *McIntosh*, *Wealthy* and *Spy* come first; in peaches, *Elberta*, *Vedette* and *Veteran*, and in plums, *Reine Claude*, *Lombard*, and *Burbank*.

As a result of partial surveys made in the Eastern part of the Province where apple tree losses were heaviest, it has been found that the following varieties lead in replanting:

	Prince Edward	Northumberland
McIntosh	46 per cent.	56 per cent.
Delicious	20 per cent.	10 per cent.
Spy	17 per cent.	18 per cent.
Fameuse	5 per cent.	12 per cent.
All other varieties	12 per cent.	4 per cent.

EXPORTS

Due to heavy crops of most fruits in England, with consequent lower prices, and the reverse conditions obtaining in Ontario, shipments to Great Britain from this Province were the lowest in years. Practically no plums or pears were available, and apples dropped back to the low level of 1934, following the freeze of that winter.

Apple shipments were further curtailed due to poor condition on arrival of many of the winter varieties. Apparently the excessive heat in July with continued drought during the summer caused a form of breakdown that was not checked even by cold storage. *Baldwins* shipped after New-year were noticeably bad, while *Greenings* and *Starks* arrived in good condition. Prices continued low except for a few outstanding packs until late in the season, when our *Stark* shipments out of cold storage at Eastern points gave the growers good returns. All grades and sizes averaged 20/- to 26/-.

APPLE MAGGOT CONTROL

In 1932 restrictions were imposed by the Dominion authorities upon the exportation (except to the United States) of apples infested with apple maggot, an insect which is prevalent in most parts of the North American continent but which is not found in English orchards. Federal and Provincial Boards were established to supervise the methods of control and inspection, these methods naturally varying somewhat in the different Provinces.

In Ontario, our commercial orchards are scattered over a territory 500 miles in length by 100 miles in width, it was considered impossible to carry out compulsory spraying of all apple trees. Census figures showed that fruit trees were reported on over 138,000 farms in this Province. For this reason, it was decided to attempt control measures taking the individual orchard as a unit. Regulations under the provisions of the Fruit Pests Act were adopted as follows:

1. Any owner of an apple orchard may secure from the Department of Agriculture a certificate of inspection if he complies with the following conditions: that no wild or seedling apple trees and no neglected trees or apple trees not sprayed for apple maggot according to the recommendations of the Provincial Entomologist, and no hawthorns except uninfested ornamentals, exist within a minimum distance of three hundred yards of such orchard, and that further such orchard has been sprayed according to the recommendations of the Provincial Entomologist and has been found to be apparently free from apple maggot.

2. All apple orchards and wild or seedling apple trees and hawthorns not used for ornamental purposes within three hundred yards of any orchard whose owner has applied for certification, shall be either sprayed thoroughly for the control of the maggot in accordance with the recommendations of the Provincial Entomologist, or destroyed.

Inspection of the orchards and surroundings was carried out during June and July, while the fruit was inspected during September. Fifteen men were employed under the supervision of the Provincial Entomologist for the summer work, while the fall inspection was carried on in co-operation with the Dominion Entomologist and Fruit Branch, each supplying part of the field men. The work was directly under the control of the Entomological Branch.

The results of the inspection were placed in the hands of the local inspectors under the Dominion Fruit Branch, who were then responsible for seeing that no maggot infested fruit was exported. Since the scheme was started, there has been only one case where infested fruit was shipped and this was deliberate. Prompt action followed with heavy loss to the shipper and the refusal of further permits to export.

Registration under this scheme showed inspections as follows:

Year	No. of Orchards
1933	2,721
1934	2,338
1935	2,796
1936	2,160

Owing to the heavy loss of trees shown in 1934 and 1935, which wiped out many of the older orchards, it was found advisable to require new applications in 1936, which accounts for the very considerable reduction in the total under inspection.

Decided improvement in the conditions was shown by the field inspections in 1933, 1934 and 1935. Owing to the extreme heat in July 1936, growers in many sections were deterred from applying the necessary sprays, and in some counties an increase in maggot infestations was reported following the fall inspections. This was particularly noticeable in Prince Edward, Middlesex and Lambton Counties.

The results by Counties were as follows:

County	No.	No. Trees		No.	No. Orchards Infested		
	Orchards Registered	Bearing	Non-Bearing	Orchards Free	Light	Medium	Heavy
Brant	27	3,850	1,083	26	1		
Durham	204	48,887	8,990	123	57	15	9
Elgin	62	25,190	7,689	35	16	6	5
Essex	9	11,400	3,850	8	1		
Grey	145	33,726	9,329	90	38	13	4
Halton	64	20,319	3,950	59	4	1	
Hastings	31	12,865	1,275	27	4		
Huron	33	8,213	3,127	22	11		
Kent	11	8,098	1,925	8		1	2
Lambton	45	13,731	1,942	9	19	11	6
Lincoln	41	15,413	7,376	31	9	1	
Middlesex	167	18,185	6,529	103	19	25	20
Norfolk	254	75,745	22,069	149	69	18	18
Northumberland	422	94,549	41,638	288	102	23	9
Ontario	28	9,695	1,835	16	7	4	1
Oxford	110	13,241	5,386	89	17	4	
Peel	38	18,500	10,515	29	7	1	1
Prince Edward	380	34,874	19,617	255	96	16	13
Simcoe	27	6,076	1,184	15	10		2
Welland	5	2,600	305	2	2	1	
Wentworth	32	18,795	4,752	23	7	2	
York	13	4,472	4,000	12	1		
Eastern Counties	30	6,457	4,274	13	13	4	
TOTAL	2,178	504,881	172,643	1,432	510	146	90

It should be pointed out that if on inspection, even one apple in an orchard showed a single sting of the maggot fly, such orchard was listed as lightly infested. In some cases, also, non-commercial varieties, particularly early varieties retained for home use, bring the orchard into this class. The Tolman, a sweet apple and attractive to the flies, heads the list of varieties showing infestation. While this apple is not exported, yet 84 of the orchards listed as infested showed the stings only on this variety. A further 40 orchards are included where stings were found only on seedlings, crabs, etc.

DAIRY BRANCH REPORT

Field Staff of Dairy Branch

During the year 1936 the staff of the Dairy Branch consisted of forty-four members: two chief instructors, two instructors in cheese and butter-making, thirty in cheesemaking and ten in buttermaking. One herd tester and seven milk test checkers were transferred to the Ontario Milk Control Board during the year.

Number of Dairy Plants in Province

	Cheese Factories		Creameries	
	1936	1935	1936	1935
Eastern Ontario	593	618	117	108
Western Ontario	76	81	194	191
Northern Ontario	9	5	33	34
Totals	678	704	338	333

Production of Cheese

	1936	1935
Eastern Ontario	70,117,109 lbs.	60,070,411 lbs.
Western Ontario	17,076,374 lbs.	15,286,215 lbs.
Northern Ontario	101,477 lbs.	149,202 lbs.
Totals	87,294,960 lbs.	75,505,828 lbs.

Production of Creamery Butter

January 1 to December 31, 1936:	85,765,230 lbs.
January 1 to December 31, 1935:	83,216,568 lbs.

Federal Grading of Ontario Cheese, 1936

	Total Boxes	First Grade	PERCENTAGE				Average Score
			No. 1	No. 2	No. 3	N.G.	
Eastern Ontario	763,060	735,308	96.36	3.52	0.09	0.03	93.419
Western Ontario	201,073	196,967	97.96	1.97	0.07	—	92.565
Totals and Averages	964,133	932,275	96.70	3.20	0.08	0.02	92.492

Certificates and Permits

During the year the following makers' certificates and permits were issued:

	Cheesemakers		Buttermakers	
	1937	1936	1937	1936
First Class Certificates	492	486	288	286
Second Class Certificates	126	161	38	40
Permits	31	43	1	2
Beginner's Permits	32	46	15	26
Totals	681	736	342	354
Certificates of Honour (100 per cent. first grade cheese)	64	87		

Milk and Cream Tests

The creamery instructors check the Babcock tests of cream at all creameries each month. They also check the testing of composite samples of milk at 28 condenseries and milk powder plants each month. Testing of composite samples of milk was carried out by the cheese instructors at 539 factories in Eastern Ontario, and at 49 factories in Western Ontario, a total of 588 factories. Other factories have the cheesemakers do the testing. Fees paid to the Department by cheese factories for instructors' services in testing milk amounted to \$9,353.80, and fees paid for cow testing amounted to \$189.53.

Cheesemakers' Course

A two days' course for cheesemakers was held at Casselman, Russell County. It is given especially for the benefit of French-speaking cheesemakers, and all addresses and lectures are translated into French. Practical demonstrations were given each day in handling large vats of milk, in performing fermentation tests, and in operating the Babcock tester. There was an attendance of 127 during the two days.

The Eastern Dairy School

The Eastern Dairy School, Kingston, was transferred to the Kemptville Agricultural School, Kemptville, during the year and its report is made through that institution.

The Superintendent of the Eastern Dairy School was employed by the Dairy Branch for the summer months, assisting the instructors in an endeavour to discover the cause and remedy for some very troublesome flav-

ours in Ontario cheese, such as slightly rancid and fruity flavours. A microscopical examination of each patron's milk was made by the Superintendent at many factories, and much useful information was secured which will be put into practice in 1937. The Superintendent also scored cheese factories for Cheesemakers' Associations for the distribution of prizes offered by the Associations.

AGRICULTURAL REPRESENTATIVES BRANCH

FOREWORD

The work of an Agricultural Representative is varied. It consists of working with rural and urban groups and with the individual man on his own farm. The hours are long, due to the nature of the work — giving advice to individuals during the day and assisting groups and organizations at evening meetings. Requests are varied and range from production problems to marketing schemes and, to some extent, they deal with social welfare.

OFFICE WORK

Office work, the routine of interviews and correspondence, addresses or attendance at meetings, brought the Agricultural Representatives in direct contact with a great number of people during the year.

The following is a tabulation of office work :

	Total	Average per Office
Letters received	110,282	2162.2
Letters written	105,169	2062.1
Circular letters mailed	484,790	9505.6
Incoming telephone calls	89,306	1751.0
Visitors	127,824	2506.3
Meetings addressed	2,353	46.1
Attendance at meetings	163,315	3202.2
Meetings attended	1,484	29.0
Mileage	1,857,878	16821.1

LIVE STOCK IMPROVEMENT

Due to the inferior quality of home grown feeds, a great many nutritional troubles develop amongst cattle and hogs, with the result that the Agricultural Representatives are continually called upon to make post mortem examinations and to diagnose diseases, especially in young pigs. In many cases these diseases were attributed to mineral deficiency and to unsanitary conditions, particularly brought about by the mild weather which caused yards and pens to become damp and difficult to keep clean.

Work was started by the Agricultural Representative in Oxford County, in an endeavour to find out if mineral deficiency in feeds was the cause of low butter fat tests and breeding troubles. This work is being supported by the Ontario Agricultural College and by the Ontario Live Stock Branch and will be carried on over a period of years.

HORSES

The brisk activity in the horse business which commenced three or four years ago, was still apparent in 1936-37. An evidence of this was the large number of exhibits at the Fall and Spring Horse Shows, especially in the breeding classes. In former years from two to six stallions were

exhibited at a number of spring shows ;this year from ten to fifteen animals were exhibited in similar classes. The same applies to the breeding female classes.

Bot Fly Work

Educational and organizational work in the control of bot flies was continued, but owing to the fact that in a number of counties an extensive campaign had been carried on one or two years previously, many horse owners did not feel that it was necessary to treat again in 1937, with the result that only approximately 27,000 horses were treated as compared to 43,000 in 1936.

CATTLE

T. B. Eradication

A major project in the Counties of Halton, Peel, York, Ontario, Durham and Northumberland, was the completion of the testing for tuberculosis under the Restricted Area Plan for the eradication of bovine tuberculosis.

With few exceptions the cattle owners were well satisfied with the compensations paid, and were only too glad to have the infected animals weeded out. It is felt that a real forward step has been taken in the live stock industry in the Province, the benefits of which will be more noticeable, both from a financial and a health standpoint, as the years go by. As a result of the increased demand for cattle from the United States in 1936, coupled with the testing of cattle under the Restricted Area Plan, there has been a strong demand for tested cattle of all breeds. As a direct result, cattle brought considerably higher prices during 1936 than in the previous few years.

Warble Fly Campaign

An educational campaign has been carried on in all counties through the press, over the radio, by circular letters and window displays, in an effort to influence the cattle breeders to treat their cattle for warble flies. For the past three or four years a number of County Councils have purchased warble fly powder for distribution to the farmers for treatment of their cattle for warble flies, to reduce losses due to damaged hides and lessened milk yields. The following counties purchased powder in 1937: Algoma, Frontenac, Durham, Muskoka, Parry Sound, Norfolk, Oxford, South Simcoe, and Wellington.

Cattle owners report a tremendous decrease in the number of warble flies; some farmers estimate that there are 90 per cent. less warbles now than before this work commenced. Altogether, approximately 296,000 cattle were treated during the year. In the District of Manitoulin, on Barrie Island, where treatment has been carried on since 1932, it is interesting to note that the number of grubs found on cattle has decreased from 10,036 on 703 head in 1932, to 360 on 704 head in 1936. It may be concluded from this that the continued treatment of cattle for warble flies will greatly reduce the infestation.

Brief Review of the Cattle Situation

Many cattle feeders who purchased cattle in the fall of 1936, and especially those having a supply of feed on hand, were able to recoup some of

the losses sustained during the past three or four years. Many feeder cattle were purchased at 4 to 5 cents a pound and are being marketed at 7 to 9 cents a pound. This situation has caused a renewed interest in the breeding and feeding of beef cattle in Ontario. It has had a corresponding reflection in the price of purebred beef cattle, and the keen demand from the United States has resulted in good prices being maintained for disease-free, purebred dairy cattle.

SHEEP

The increased prices being received by farmers for lambs and wool have caused renewed interest in sheep rearing. In a number of counties very successful wool grading demonstrations were conducted. Western lambs have been purchased under the Federal Lamb Feeding Policy and finished on Ontario grain. This, generally, has proved profitable and gives every indication of becoming an established practice.

Parasites

During the past few years the number of dipping demonstrations has been greatly curtailed, due to the fact that many farmers now use a commercial powder preparation, which is apparently satisfactory in the treatment for sheep ticks.

Many, however, continue to treat their animals for internal parasites and 81 demonstrations were arranged to instruct the breeders in the method of drenching.

SWINE

During the past two years there has been considerable improvement in the quality of market hogs produced in Ontario. This is largely the result of a continued educational campaign supported by the Live Stock Branches of the Federal and Provincial Governments. In Southwestern Ontario there has been a marked improvement and the percentage of selects has advanced in some sections from 2 to 20 per cent.

In Eastern Ontario the situation is somewhat different. During the years 1932-33 there was a decided deterioration in the quality of hogs. This was mainly due to the fact that the grading policy was not supported and most of the hogs were sold flat, but during the past four years the production has more than doubled and the number of selects has increased from 9.5 to 21 per cent.

Owing to the poor quality of grain in the central portion of Ontario and the consequent high price of feed, many hog producers disposed of their breeding sows, and those who were forced to purchase feed were dissatisfied with the returns.

In a number of counties rail grading has been accepted as the common method of marketing. Such counties as Prince Edward, which have made rapid advancement in hog production in recent years, are now selling 88.7 per cent. of their hogs by rail grade.

The Agricultural Representatives are continually assisting breeders to purchase Advanced Registry stock, and in several counties Junior Swine clubs have started in which the members purchase weanling sows from Advanced Registry stock. Besides, Advanced Registry Swine Breeders' Clubs have been formed in several counties; these clubs hold educational meetings and sales of breeding stock.

The Agricultural Representatives co-operate very closely with the Federal Live Stock Branch in estimating the pig marketings over three-month periods. Ten per cent. of the boar owners in each county are asked to submit the number of sows bred. These figures are then compared with those of previous years and form the basis of estimating the probable number of hogs that will be marketed over a certain period. These figures have been of great assistance in estimating to the British Government the approximate amount of bacon and hog products that will be exported over a given period.

POULTRY

The poultry industry is one of the main farm industries in Ontario. Farmers find poultry even more profitable than dairy cattle. There is a gradual tendency to change from the lighter to the heavier breeds, as the broiler market has not been good and the heavier breeds bring considerable profit as dressed fowl in the fall. Finishing birds for market has been given a great deal of attention in the past, principally through the activities of the poultry pools.

Possibly no other class of live stock requires as many personal visits from the Agricultural Representatives to the farms as poultry. During the past year there were a great many requests for post mortems and disease diagnoses. Owing to the nature of poultry diseases, many of which are infectious or contagious, it was necessary to make many calls before or after the regular working hours to assist breeders.

Due to the high price of feeds, many farmers who had not formerly made a practice of culling their poultry, requested the Agricultural Representatives to give culling demonstrations. Farmers this year culled their flocks much earlier than previously and marketed their culls early in the spring.

Considerable work has been carried on in co-operation with the Federal Poultry Division in the organization of Egg and Poultry Associations. The Agricultural Representatives have had the co-operation of the railways in many places and have been allowed the use of the part of the station building as a candling and collecting room. In Eastern Ontario associations have been formed which are serving the farmer very efficiently, returning good value for his eggs by having them reach the market in good condition. A number of these associations also operate weekly poultry pools. The prices paid to farmers were very favourable, and these associations aided materially in maintaining the price level. In the districts of Manitoulin and Algoma, Co-operative Turkey Growers' Associations held very successful fairs and marketed their poultry on a graded basis. In Manitoulin the Co-operative shipped 70,000 lbs.

In the districts of Northern Ontario where there are no veterinary surgeons practicing, the Agricultural Representatives are called upon to prescribe and give treatment to all classes of farm animals. In the District of Rainy River, the Agricultural Representative treated 1030 cases during the past year, which necessitated 562 visits.

SOIL AND CROP IMPROVEMENT

Owing to the higher prices for live stock and feed crops, there has been a renewed interest in the sowing of better seed and in the improved cultivation of the soil. This resulted in a number of new seed fairs being

organized; more seed cleaning plants were installed and there was a better attendance at field meetings and at weed control demonstrations.

Farmers also began to appreciate the value of soil testing, and many had their soils analyzed before purchasing commercial fertilizers. A number of Agricultural Representatives have rapid soil testing kits and perform a very useful service in conducting soil tests. In the County of Welland alone over 500 farmers submitted soil for analysis.

Both in Southern and in Northern Ontario, farmers availed themselves of the Lime Subvention Policy, which enabled them to receive their lime at a reduced freight rate.

The Agricultural Representatives co-operated with the Field Husbandry and Chemistry Departments of the Ontario Agricultural College, the Kemptville Agricultural School, the Federal Seed Branch and the Cereal Division of the Central Experimental Farm, in locating suitable plots on which to conduct fertilizer and cereal variety tests. Last year, 138 fertilizer tests and 148 cereal variety tests were conducted.

Seed Cleaning Plants

There are now 73 seed cleaning plants in Ontario. The Agricultural Representatives keep closely in touch with these plants and encourage farmers to have their seed cleaned. An innovation is the use of machines for the treatment of grain for smut and other seed-borne diseases. In eight of the seed cleaning plants in the Ottawa Valley, seed is being treated with improved Ceresan, for which a charge of 5 cents per bushel is made. As a result of recent investigational work it has been disclosed that root rots and root diseases cause practically as much loss as grain smuts. The Ceresan helps to reduce these losses.

In many counties in Ontario there have been serious outbreaks of nematodes, which attack barley and oat crops and greatly reduce the yields. The Waterloo County Council, in co-operation with the Ontario Agricultural College, has established a ten-acre area for experimental work on nematodes. Farmers have been advised not to grow oats in a rotation oftener than every four or five years and to plow the ground shallow in the hope that the nematodes would be destroyed by frost. This disease is alarmingly wide-spread, and there is every indication that its control will be a major project in crop improvement work for a number of years.

Weed Control

During the past summer demonstrations were conducted in the spraying of weeds with chemicals. These demonstrations are serving a very useful purpose in convincing municipalities that this is one method by which weeds can be controlled, with the result that a number of municipalities have purchased power spraying outfits.

In the County of Perth a new weed, Leafy Spurge, caused the farmers some alarm. A demonstration with chemical weed killers was conducted in the Township of Logan, which proved very successful.

In co-operation with the County Weed Inspectors and the Crops, Seeds and Weeds Branch, 38 weed meetings were held during the year.

FRUIT

Spray Service

The spray service through which farmers are notified as to the right time to spray and the proper ingredients to use, was inaugurated some years ago. This service is greatly appreciated by the fruit growers, and in the County of Prince Edward, where a great deal of fruit is grown, over 95 per cent. of the growers make use of it. Owing to the fact that no spray supervisors are appointed at the present time, a great deal of this work falls to the lot of the Agricultural Representative, who finds it necessary to make personal visits to many of the orchards. Last year 4275 growers in the various counties of Ontario were given this service.

VEGETABLES

Tomatoes

In co-operation with the Department of Botany of the Ontario Agriculture College, research work has been carried on in the Quinte District in connection with disease control and variety testing, to assist tomato growers who produce large quantities for the canning plants. The work included a study of frame and field spraying as a control for fungous diseases; the effect of certain mineral nutrients, particularly nitrogen and potash, on the incidence of Leather End; and variety testing and selection. The results were of such a nature as to confirm the recommendations made by the Department, namely that two sprays with a weak Bordeaux mixture be given the young plants in the cold frames.

Potatoes

In the County of Middlesex, in the Caradoc District, which is well known as one of Ontario's best potato producing areas, the growers have been experiencing great difficulty with the *Dooley* variety in maintaining its type and yield. Confronted with these problems the potato growers, with the support of the Agricultural Representative, the Chamber of Commerce of London, the Federal and Provincial Departments of Agriculture, undertook to conduct experiments on three farms representative of the area. Several mixtures of fertilizers and several varieties of potatoes were introduced, and these tests will be continued for a number of years. This co-operative plan should mean much to the potato growers of the Province.

PLOWING MATCHES

The Agricultural Representatives, supported by the Ontario Plowmen's Association, arranged for the holding of demonstrations in plowing, at which junior farmers received coaching; they also acted as secretary of many of the local and county matches. They were called upon to assist in the selection and laying out of the fields, and generally lent their support in matters affecting the welfare of the local Plowmen's Associations. During the year 66 county matches were held, at which there were 2209 competitors.

FARM TOURS

Fourteen farm tours were held during the past year in the various counties of Ontario, with 1863 farmers taking part. These trips continue to serve a useful purpose in allowing farmers to observe new methods and practices in use in the United States as well as in Canada.

MARKETING

Throughout the year the Agricultural Representatives are asked by farmers to render assistance in marketing their products. This entails much work, as each project has to be carefully studied and an organized programme worked out. They have materially assisted the Ontario Cheese Patrons' Association, the Ontario Potato Growers' Association Sheep Breeders' Associations, Seed Growers' Associations, Cream Patrons' Associations and manufactured milk producers, whole milk producers, Burley Tobacco growers, asparagus growers, grape growers, tomato growers, poultry producers, as well as farmers interested in canning crops. Assistance has been given by calling meetings and, in many cases, by acting as secretary during the period of organization.

REFORESTATION

During the winter months of 1936-37, the Farmer's Advocate, a farm newspaper published in Ontario, took the leadership in organizing a province-wide movement for the conservation of our forests and soils. Through the co-operation of the Agricultural Representatives Branch, county committees were formed with Agricultural Representatives acting as secretaries. They assisted in calling meetings, in preparing a lesson to be taught in the schools, in interesting Junior Farmer Associations and others in the planting of trees, and generally creating a conservation consciousness in the people of Ontario.

JUNIOR EXTENSION

Rural School Fairs

Rural School Fairs are a joint educational effort supported by the Departments of Agriculture and Education. The Agricultural Representatives assume the management of these fairs and, with the co-operation of the Public School Inspectors and Teachers, strive to give practical application to lessons in Agriculture taught in the schools. The Department of Education supplies each pupil with seed to be planted at home, and the produce of the seed is exhibited at the School Fair in the fall. Further, the pupils exhibit live stock — calves, colts, and lambs —, fruit, etc., and compete in a great variety of arts and skills.

Every county in Old Ontario and every district in Northern Ontario had a Rural School Fair last fall. All told, 522 fairs were held, embracing 4534 rural schools. There were 111,910 boys and girls taking part, with 348,276 entries. It is estimated that 138,798 children and 172,101 adults were in attendance.

Boys' and Girls' Club Work

Club project work for boys and girls in rural Ontario between the ages of 12 and 20 years is making splendid progress and the number of clubs formed and members enrolled is limited only by the amount of time the Agricultural Representatives have for supervising these projects.

The outstanding club projects for 1936 were:

Clubs	Projects
Boys' Calf Clubs	To feed and care for one calf for one year.
Boys' Swine Clubs	To feed and care for one pair of weanling sows for one year.

Boys' Foal Clubs	To care for and train one foal for one season.
Boys' Grain Clubs	To purchase seed, sow and take charge of a plot of at least one acre of registered grain.
Boys' Potato Clubs	To purchase, plant and take charge of at least one and not more than two bags of certified seed.
Boys' and Girls' Garden and Canning Clubs	To purchase a package of seed, plant and care for a home garden.
Boys' and Girls' Poultry Clubs.....	To purchase at least 50 chicks and rear pullets for the second year.

The live stock, grain and potato clubs were joint policies with the Federal Department of Agriculture; the supervision was done by the Agricultural Representatives, assisted by the Live Stock Branch, the Crops, Seeds and Weeds Branch, and the Agricultural and Horticultural Societies Branch of the Ontario Department of Agriculture, and by the Live Stock and Seed Branches of the Federal Department of Agriculture.

Clubs Organized in 1936

During the past year there were 4393 boys and girls enrolled in 265 clubs, as follows:

Clubs	No. Clubs	Membership	Av. Age
Calf Clubs	63	1,093	15½
Swine Clubs	6	89	16½
Foal Clubs	41	710	16
Poultry Clubs	6	111	16
Grain Clubs	45	795	16¾
Potato Clubs	30	546	16
Boys' Home Garden Clubs	18	271	14½
Girls' Garden and Canning Clubs	56	778	16½

Provincial Inter Club Competitions

For a number of years the Canadian Council on Boys' and Girls' Club Work has sponsored Inter-provincial Club Contests at the Royal Winter Fair as a reward for work well done.

Last fall Ontario was represented at the "Royal" in the Dairy Cattle Beef Cattle, Seed Grain, and Seed Potato Club projects and in the Public Speaking Competition. In order to select teams to represent the Province in these National Club Contests, an elimination contest was held in October at the Ontario Agricultural College, Guelph.

National Club Contest

In the Inter-provincial Club Contests conducted at the Royal Winter Fair in November, the Ontario boys made a most creditable showing, winning the coveted trophies in all four projects—Dairy Cattle, Beef Cattle, Seed Grain, and Seed Potatoes—in which they were entered.

Short Courses in Agriculture and Home Economics

Interest grows year by year in short course work. The courses vary in length from two weeks in Northern Ontario districts to one to three months in Old Ontario. They are held in a different community each year, the community supplying the necessary accommodation, while the Department provides the resident staff of instructors and special itinerant lecturers.

During the past year courses were held in December, January, February and March, with the following enrolment:

Courses	No. Courses	No. Enrolled
One-Month Courses in Agriculture	35	1,106
Three-Month Courses in Agriculture	7	302
Special Courses in Agriculture	12	356

The courses are made as practical as possible. Besides the lecture and demonstration work given in the classroom, visits are made to farms to judge live stock; demonstrations are given in pruning trees in the fruit-growing districts, tours to manufacturing plants are arranged; literary societies are formed; banquets and mock parliaments are held; and interest is aroused in worth while community projects.

Junior Farmer and Junior Institute Work

Junior Farmer Associations and Junior Institutes are organized at the conclusion of the courses in Agriculture and Home Economics. They hold monthly meetings, with programmes comprising a great variety of worth while activities, such as stock and seed judging competitions, plowing matches, public speaking and debating, music festivals, dramatic contests, athletic and social activities, educational tours and participation at fall fairs. During the past year there were 137 Junior Farmer Associations with a membership of 4483.

The Junior Institutes carry on a programme characterized by their motto, "For Home and Country". The records show that there were 134 Junior Institutes with a membership of approximately 2600 for the past year. Where there are a Junior Farmer Association and a Junior Institute in the same community, the usual plan is to meet separately for a business meeting and join the two groups afterwards for a social and educational hour.

Members of these organizations have become active leaders in their communities, acting on school boards, fair boards, township and county councils, etc. As members of their associations they have carried out or co-operated in warble fly and bot fly campaigns and fertilizer projects. Reports from Agricultural Representatives bear witness to the value of the work among the young people for the improvement of home and community life.

Junior Farmer Plowing Competitions

For a number of years the Agricultural Representatives have given encouragement to the holding of Junior Farmer Plowing Competitions and Matches, either on the farms of the contestants or on some suitable farm in the community. Many good plowmen have been developed through these competitions. During the past year, 18 Home Plowing Competitions were conducted with 241 boys under 26 years of age taking part. In the Inter-County Contest conducted at the International Plowing Match in October, 15 teams of three boys vied for honours.

Judging Competitions

Live stock and seed judging competitions for junior farmers under 26 years of age have for many years been featured by the Agricultural Representatives in their respective counties or districts as well as at the larger fairs and exhibitions.

During the past year, 1767 young men took part in such contests in 39 counties. At Class A Exhibitions, the Canadian National Exhibition, Toronto; the Central Canada Exhibition, Ottawa; the Western Fair, London; and at the Peterborough Industrial Exhibition, there was a total enrolment of 938.

Splendid prize lists were offered by the Exhibition boards for these competitions. The Department supplied judges and supervised these educational features of the fairs.

Inter-county competitions for teams of three boys in live stock and seed judging were conducted at the winter fairs last fall. At the Royal Winter Fair, the Jeffrey Bull Memorial Trophy, offered to the county team scoring the highest number of points in judging live stock, was won by Peterborough County; at the Ottawa Winter Fair the team from Peterborough County carried off the Ottawa Winter Fair Live Stock Trophy; and the Carleton County team won the Nettleton Challenge Trophy for seed judging. Thirty-three counties were entered in the live stock competition at the Royal Winter Fair, Toronto; at the Ottawa Winter Fair 10 counties competed in live stock judging and 11 counties in seed judging.

CROPS, SEEDS AND WEEDS BRANCH

The work of this Branch for the fiscal year 1936-37 consisted, in general, of the supervising and installing of Government subsidized seed cleaning plants, the purchasing of good and suitable Government graded seed grain for Northern Ontario, directing the work of the Lime Subvention policy regulating the District Seed Fairs together with grants and subventions, looking after the Ontario exhibits and paying the special prizes at the International Grain and Hay Show, Chicago, the appointment of Municipal and District Weed Inspectors, the carrying out of the weed control experiments both by chemicals and cultivation, the registration and inspection of threshing machines and a general educational programme in crop improvement

SEED CLEANING PLANTS

There are now some 70 Government assisted seed cleaning plants in operation throughout the Province. Six new plants were established during 1936, at Dixon's Hills Mills (Markham), Jasper, Wardsville, Ilderton, Kemptville, and Peterboro. It was found necessary to make changes and add further machinery to many of the older established plants in order to make them capable of giving adequate service. Extra machinery was placed in the plants at St. George, Maxville, Avonmore, Shetland, Thamesford, and Earlton.

All plants are visited once or several times each year by officials of this Branch to see that the plants are clean and up to date, and that reasonable prices are being charged for work done.

The work of these plants has proved a wonderful success in crop improvement and weed control in the districts where they are established. The following figures show the volume of grain and seed cleaned each year:

During 1934: 114,476 bus. grain and 1,506,684 lbs. seed.
During 1935: 347,738 bus. grain and 3,019,904 lbs. seed.
During 1936: 515,954 bus. grain and 4,219,568 lbs. seed.

These figures show an increase for 1936 over 1934 of 451 per cent. in seed grain, and an increase of 280 per cent. in clover and grass seed.

PURCHASING SEED FOR NORTHERN ONTARIO

During the spring of 1936 some \$46,578.00 worth of seed grain was purchased for settlers who were unable to pay cash for their seed. Farmers of the following districts were helped in this manner: Kenora, Rainy River, Thunder Bay, Algoma, Sudbury, Nipissing, Timiskaming, Cochrane, Parry Sound, Muskoka, North Renfrew, and Haliburton.

Only grains that would comply with the provisions of the Canada Seed Act were bought, and 90 per cent. graded Government Standard No. 1. The remaining 10 per cent. graded No. 2 for other grains but was No. 1 for weed seeds. It is worthy of note that not one complaint as to the quality of the seed was received by this Branch from the thousands of farmers who used it.

FREIGHT ASSISTANCE ON AGRICULTURAL LIME

Some 112 carloads of agricultural limestone were shipped directly from the mine plants to farmers. The Provincial and Federal Governments paid 50 per cent. of the freight. This, together with the special freight rate given by the railway companies, makes it possible for the farmers to get this class of lime at a very moderate price.

DISTRICT SEED FAIRS

District Seed Fairs were held at Essex, Chatham, Belleville, and Ottawa. Total grants paid to these four seed fairs were \$700.00. Besides they received an equal amount as subvention from the Federal Department of Agriculture. These grants gave stimulus to the fairs and the results were very encouraging.

Essex Fair was entirely a corn competition and exhibition, and the only fair of its kind in Canada. Chatham Fair had nearly 600 entries, and it was estimated that 5000 people attended. The other two District Fairs, at Belleville and Ottawa, were also excellently managed and the exhibits were outstanding.

INTERNATIONAL GRAIN AND HAY SHOW, CHICAGO

Assistance was given at this show in the form of special prizes for all exhibits from Ontario. Besides, freight and express charges were paid on all these exhibits by the Department to and from Chicago, from Guelph and Essex, where they were collected.

The exhibits from Ontario were very good, considering the dryness of the season. The number of exhibits was naturally less than in 1935, yet the percentage of special and first prizes won, increased, which speaks well for the Ontario seed growers.

The International Grain and Hay Show is a display of the best seed grown in America, and Ontario farmers have in this fair a splendid opportunity to advertise the quality of their produce and thus to facilitate the marketing of their seeds in the United States.

SUPERVISION OF ADMINISTRATION OF WEED CONTROL ACT

The Weed Control Act makes it compulsory for each municipality in the Province to appoint at least one Weed Inspector. During the past year 1010 men were appointed. Six District Weed Inspectors were appointed by the Department, each being allotted a number of counties or districts. Each of these men had supervision of the administration of the Act within his district and was held responsible by the Department for the work in his territory.

Supplies were sent to each Weed Inspector in the Province, including Weed Acts, Weed Bulletins, Weed Manuals, Chemical Bulletins, Notice Form Booklets, etc. Circular letters were also sent out to them from time to time containing suggestions for their work.

The co-operation of all railway authorities and of Provincial, County, Township and Suburban Road authorities was solicited in a circular letter. Approximately 1000 letters, Weed Acts, Chemical Bulletins, etc. were sent out to these officials. A circular letter was also sent to every Municipal Council in the Province, emphasizing the importance of the work and soliciting their co-operation. Several County and Township Councils were visited. Thirty-eight County Weed Meetings were held, with an attendance of approximately 950, including Weed Inspectors, members of Councils, road authorities, farmers, etc. These meetings are considered necessary in order to ensure a uniform and effective administration of the Act.

From the reports received from the Inspectors, there has been a marked improvement in the weed conditions throughout the Province during the last three or four years. This is especially true of such weeds as Canada Thistle, Sow Thistle, and Mustards.

Kent County, whose Councillors have waged a serious fight against Sow Thistle in the last few years, appears now to have this weed under control. However, the weed problem is by no means disposed of; new weeds such as Dodder, Field Bindweed, and the Spurges are gaining ground, due, no doubt, to the fact that farmers and local Weed Inspectors are not familiar with these weeds and therefore not able to identify and control them.

Experiments on Bindweed were carried out this year on two five-acre fields in Essex and Kent. Both fields were thoroughly cultivated 23 times with wide-shared cultivators, and yet this weed was not entirely destroyed. Other Provinces and some States in the United States claim that this weed cannot be eradicated in less than two years by means of summer-fallow.

The Spurges, Chicory, Wild Carrot, and Rough-fruited Cinquefoil appear to be gaining ground on areas where cultivation is impossible. The use of chemicals is the only practical solution to this problem.

This Branch has conducted an aggressive weed control campaign during the past year and it is felt that results have been achieved. Eradication is the objective, especially in the case of new weeds which have just made their appearance in a municipality.

WEED CONTROL BY CHEMICALS

Experiments with chemicals for the eradication of weeds are still being carried on by this Branch, and after two years' work, the conclusion

has been reached that this work definitely has its place and is both practical and economical.

Chemicals can be used profitably on small patches of perennial weeds in fields, and on roadsides or fence lines where cultivation is impossible. It is also felt that chemicals are the only solution for such weeds as the Spurges and Bindweeds.

A large number of municipalities in 1936 carried out experiments with chemicals in co-operation with this Branch, the objective being to test results and determine cost. It is also encouraging to note that some townships are buying large power sprayers. These large sprayers are found to do much more effective work, and in some cases reduce the cost of chemicals by as much as 75 per cent.

A bulletin on this work was published in 1935, which was revised and brought up to date in 1936. This bulletin gives full details of the experiments and results. It is for distribution and may be obtained by writing to this Branch.

THRESHING MACHINE REGISTRATION AND INSPECTION

Our observations have been that the legislation included in the Weed Control Act two years ago, which makes it compulsory to register every threshing machine in the Province and to clean the machine and equipment thoroughly before moving, has resulted in a marked improvement in the condition of the machines which are travelling over public roads. The dirty threshing machine has been one direct cause of the weed problem which we have to-day on our roadsides and it has also been responsible in many instances for carrying weed seed from farm to farm. This legislation is being met with the approval of the majority of the farmers.

The Weed Inspector is responsible for seeing that these provisions of the Act are observed within his municipality. Some threshers were opposed to this legislation at its inception but they are beginning to realize that less weeds will mean greater yields and more revenue for the thresher.

During the past year 6518 machines were registered, 1750 of which were not operated for hire.

GENERAL CROP IMPROVEMENT

Aside from the work already mentioned in this report, which is fundamentally crop improvement work, this Branch pays grants to seed fairs, supports certain crop experiments, offers prize money to Boys' and Girls' Grain and Potato Clubs, supplies speakers for short courses and farmers' meetings, distributes literature on the control of smuts and cleaning grain, gives demonstrations on setting up and operating farmers' fanning mills, co-operates with the Canadian Seed Growers' Association and other organizations, and encourages farmers to buy better and cleaner seed.

ONTARIO COMMISSIONER OF AGRICULTURAL LOANS

Loans Outstanding

Loans outstanding as on March 31, 1937, numbering 16,059, amounted to \$44,379,023.24.

Payments to Treasury Department

During the fiscal year ending March 31, 1937, this Department paid to the Treasury \$3,048,667.59. This amount was applied in retiring debentures of \$1,700,000.00 and interest on debentures \$1,348,677.59.

Collections

There was collected from mortgagors \$3,239,604.04 which consisted of \$1,724,759.64 in principal and \$1,514,844.40 in interest payments. These amounts represented a decrease in interest under the preceding fiscal year of \$43,312.31 but an increase of principal payments of \$161,711.16, which indicated a net increase in collections of \$118,398.85.

Arrears

The arrears of principal and interest as shown on our books on March 31, 1937, amounting to principal, \$4,314,544.16; interest, \$4,023,746.16.

Farm Properties Account

The number of farms on hand which have been repossessed either by Quit Claim Deed or Sales Proceedings numbered 499, which are carried on our books at \$2,837,492.82. There were 405 farms repossessed during the year and 379 farms sold.

Reamortized Loans

There were 1467 loans reamortized on a plan whereby the original mortgages which were granted on a twenty year basis have been extended for a further period of twenty to thirty years at a 4 per cent. interest rate, thus affording our mortgagors a further opportunity of making a success in their farming operations.

ONTARIO COMMISSIONER OF MARKETING

A new conception of service to agriculture has profited the farmers in many ways. For many years Ontario's interest in agriculture was limited to work along educational lines, confined to production. The new need of wide improvement in the system of marketing farm produce was quickly grasped, however, and the value of the Department's service was greatly increased through the realization that, to farmers, marketing is the most important problem of production, that farmers must organize to assume control of their own affairs and to increase and extend their own markets.

Through the office of the Commissioner of Marketing, work towards improvement in agricultural marketing has gone steadily forward. Some of the activities undertaken during the past year indicate the progress made in this relatively new field.

FARM PRODUCTS ACT, 1937

This Ontario Act marks a concerted effort along lines already proved successful in the whole milk industry, to reorganize the marketing methods of agricultural products, to enable the farmers to take into their own hands the management and regulation of their industry, and to secure their

natural right to bargain collectively in the distribution of their produce if they so desire.

Ontario Cheese Producers' Marketing Board

The Ontario Cheese Producers who had organized themselves, county by county, and were federated into a Provincial Association three years ago, became the first operating Local Marketing Board under the authority of the Farm Products Act.

A partial statement of the Cheese Producers' programme follows, indicating the direction in which their efforts will first be exerted:

(1) To require all cheese to be sold in Ontario through Cheese Boards, under uniform rules and regulations, and thus to stimulate competition in cheese buying.

(2) To develop and increase the domestic markets for cheese. The consumption of cheese in Canada is very low compared with other countries — only some 3½ pounds per capita, while in Great Britain it is three times that amount and in other countries still greater.

(3) To maintain a commercial representative in the British market for the general purpose of promoting a greater demand, at higher prices, for export cheese. The representative will keep producers and factories advised of market conditions and help in reducing the spread in price fluctuations, and, if possible, open alternative channels of direct cheese export from Ontario to the British market. The cheese producers now look forward to an expansion of the Pro-

vincial cheese production, to an increase in the volume of cheese for export, and to continued improvement in quality and increase in volume of cheese offered for domestic sale. It is realized that if our cheese industry can be restored to its former proportions, the so-called surplus milk problem of the Province will disappear. Already cheese prices have increased markedly, due largely to the operation of the programme, through restored competition in buying and production as a result has increased over 15 per cent. this year.

NORTHERN ONTARIO MARKETING

Timiskaming and South Cochrane Districts

The development of markets is the major problem affecting the pioneer farmer as he emerges from the rough and tumble state of a bush farm into something more orderly and permanent.

To make a start toward the necessary changes in Northern production and marketing methods, reported on in detail last year, this office now maintains an Agricultural Markets Promoter in the Timiskaming and South Cochrane Districts. Eventually the whole North country will be organized for the same purpose.

Since his appointment the Markets Promoter has provided a distinct service to the farmers in the area under his jurisdiction. Some of the chief accomplishments this year are as follows:

(1) Arranged and completed sales for over thirty-five thousand dollars' worth of produce (hay, oats, wheat, wood, hogs, cattle, blueberries, eggs, seeds, barley, etc.) for farmers, simply by bringing buyers and producers together. This did not include sales under the Relief Seed Grain arrangement.

(2) Established a seed cleaner and scourer at Thornloe, Ont., which is doing a growing custom business for the farmers in the neighbourhood. Also developed a demand for graded products. This work is now being extended to include grains and potatoes.

(3) Initiated a plan for a seed and feed cleaning plant at New Liskeard, Ont. This project now has the assurance of financial support from the district. When established it will solve one of the prime difficulties in marketing local grains.

(4) During the June, July and August slack period in marketing farm products the "South Cochrane Blueberry Pickers' and Shippers' Association" was organized at Matheson, Ont. As a result of that effort seven carloads of blueberries were shipped from that area, as against none the previous year. This organized outlet for blueberries, competing with the truckers, raised and maintained price levels so that the pickers received 50 per cent. more for their labor.

Rainy River and Thunder Bay Districts

So successful has the small beginning in agricultural marketing work in Northern Ontario been that the Department now plans to duplicate the work of the Timiskaming and South Cochrane District Markets Promoter attached to this office, by the appointment of a similar official to serve the entire Rainy River and Thunder Bay Districts.

Pending the appointment of this official, a start has already been made in this type of work in the western section of the area through the office of the local Agricultural Representative. The Rainy River District can produce to advantage a highly natural coloured, high protein, low fibre content alfalfa meal from its luxuriant hay production. Capitalizing on this local condition, an alfalfa meal mill project has been undertaken amongst the farmers in the district, and a co-operative company is being organized for that purpose. Plant and equipment have been secured and it is expected that production will commence next year, when initial financing by the farmers interested is completed. This office has also secured lower through freight rates to Great Britain, which should further ensure the success of the new enterprise.

Rainy River alfalfa, clover, lucerne and other pasture seeds are further examples of the fine quality and unusual hardness of Northern production. Last year a general shortage of this seed resulted in a demand being created, particularly in the United States. The simple process of putting buyers in touch with sellers through the Agricultural Representative, resulted in a profit of some \$30,000 to growers from the sales of various types of Rainy River grass seeds. These were exported to the United States at good prices, with a consequent rise in price at home for all remaining supplies because a smaller quantity was available. Considerable detail was involved in this project on account of the necessary sampling, grading, cleaning, re-bagging, loading, billing, bookkeeping and selling, but the exceptionally satisfactory results obtained made it well worth while.

This, in a very general way, outlines the marketing programme undertaken in Northern Ontario this year. That it will develop and expand and that the future of Agriculture in these Northern districts is assured, seems certain if efforts are made to direct farm activity along logical lines of production to meet existing marketing opportunities.

FIRST CO-OPERATIVE PACKERS LTD., BARRIE, ONT

Just over three years ago this plant, in which was invested nearly one-quarter of a million dollars of farmers' money from the district, was closed, practically bankrupt due largely to mismanagement and mistaken policies.

Subsequently the Ontario Government took a first mortgage of \$25,000 on the Co-operative Company's assets, conservatively valued at \$125,000, which enabled the plant to reopen. Later the Government extended its assistance by guaranteeing a moderate bank credit for the Co-operative Company, provided that it operated profitably from month to month. The results have been more than satisfactory and at no cost to the public.

The First Co-operative Packers Ltd. is now fully re-established under thoroughly competent management selected by this office. All instalments on its mortgage and interest payments to date have been met. What recently looked like a white elephant to its farmer members is proving to be a satisfactory and steadying outlet for all the live stock supplies in the district at satisfactory prices, and 1937 witnessed the payment of a first patronage dividend to members of over \$7000.

Beef, calf and lamb kills, a produce and poultry department, an all-vegetable shortening line and improved casing manufacture equipment (beef, hog and sheep) have been added to the Company this year. On the present scale of operations these will add substantially to the income of the Co-operative Company.

Given whole-hearted support of the present management the only farmers' co-operative abattoir, meat packing and bacon curing plant in Canada can now look forward to the future with reasonable confidence.

ONTARIO A-1 CO-OPERATIVE EGG PRODUCERS' ASSOCIATION

This office continues to direct the organization and operations of the Ontario A-1 Co-operative Egg Producers' Association, as reported in detail last year. Its membership of the highest class commercial egg and poultry producers is growing, and the volume of eggs handled is increasing. Membership is entirely voluntary. The Association has been self-financing and the poultry producers participating have received at least \$25,000 additional money for eggs marketed in this way.

Advertising, store cards, radio work and other publicity have all been charges against the Association's own funds.

TURNIPS

The successful domestic experiment conducted three years ago in washing, topping, trimming and branding turnips has extended rapidly and, beginning with this season, a large quantity of the export product is being treated in a similar fashion. In addition, two more plants are being

set up by private capital to pack this special product, bringing the total to *fifteen companies* engaged in this new line of business. Incidentally, the word "turnip" is being dropped and "Rutabaga", the term commonly used in the United States, is substituted for it to describe this special Ontario turnip.

In some years the export of Ontario turnips to the United States has run as high as 4000 cars.

NEW FRUIT PRESERVATION

This office collaborated during the past year with other authorities to encourage commercial concerns to undertake the freezing of tender fruits and vegetables (strawberries, raspberries, cherries, peas, asparagus, beans, corn, etc.) for storage and consumption in seasons of non-production. The advantages and possibilities of such a market are far-reaching. A new outlet is opened up at fair prices for small fruits at seasons when the market may otherwise be overloaded. Growers, when the industry becomes stabilized, will be encouraged to produce larger crops; already *frozen* Ontario fruits and vegetables are available in Toronto, Montreal and on other large markets and are finding favour with the public.

TORONTO UNION TERMINAL MARKET

Ontario commercial fruit and vegetable growers need and are petitioning for better facilities than now exist in Toronto for marketing their products wholesale. They require an up-to-date regional or terminal market.

Realizing that the situation was one requiring a thorough enquiry to reveal all the facts and conciliate conflicting interests, this office recommended the appointment of a representative committee of all interests concerned to make such an investigation. The Ontario Government granted the request and in March of this year the committee submitted its report and recommendations on matters respecting cost, site, management, rules and regulations, etc., for a new market. In addition, considerable statistical data regarding the points of origin, methods of grade, pack and sale, volume, and value of the City of Toronto's present receipts of fruit and vegetables, both domestic and foreign, was included.

A bill was prepared for consideration at the 1937 Session of the Legislature, to authorize a regional market area and to require all wholesale fruits and vegetables to be sold through one modern market facility set up for that purpose. Some opposition developed and, to give the matter further consideration, the bill was left over until the 1938 sitting of the Legislature.

The need for such a facility is beyond question; it is doubtful if there is any other city in North America so badly organized or served as Toronto in this respect. The only wholesale fruit market in the city is the old original Grand Trunk station which is totally inadequate, being exclusively a single railway facility to which neither the other railway nor trucks are freely admitted. It is so located that it is impossible for retailers to take deliveries. The physical costs of handling produce wholesale in Toronto are claimed to be three or four times more than is necessary, and the resulting high commission charges are driving Ontario supplies from the market. Ontario fruits and vegetables are marketed in Toronto in a wholly disorganized manner and at ruinous prices to the grower by var-

ious classes of dealers who make as much or more money out of buying and selling low grade supplies as out of good produce. The public is badly served with poor quality produce and the growers are losing a market rightly theirs for their quality produce.

ORANGEVILLE CO-OPERATIVE MARKETING COMPANY

This Company commenced operation in 1919 with some three hundred farmer members and with a \$25,000 paid up or subscribed capitalization. Subsequently the amount invested by the farmers in the enterprise totalled over \$30,000.

For twelve years or more the Company conducted a very successful general produce, grain, flour, feed, supply, poultry and live stock business at a profit to its members and to the substantial farming community it served. Following 1932 and the ensuing collapse of prices, the Company ran into bad times. With poor management and growing dissension among the members, the Company's position became more and more involved, until the summer of 1936 witnessed former capital invested and earned profits dissipated and liabilities over assets totalling some \$11,000 (guaranteed by the Directors) together with the withdrawal of further credit by the Company's bank.

Having in mind the fine record of service and accomplishment of the Company during the past twelve years, the Ontario Government guaranteed a modest bank credit for the Company, subject to the control of this office, provided that it operated profitably from month to month and upon terms that enabled it to reorganize and start operations again on a new and approved basis. The results, so far, have been more than satisfactory and at no cost to the public. As the reorganized venture has been in operation for only a few months, nothing like the achievement possible has yet come about, but this seems assured when the returning confidence of the members has been fully restored.

SOUTH ESSEX GROWERS' CO-OPERATIVE EXCHANGE

The reorganization brought about by this office last year of this successful market gardeners' association of Southwestern Ontario, in a good crop year, resulted in one of the most successful season's business operations enjoyed by any company, private or co-operative, in the Province.

This voluntary company with 325 grower members handled over 90 per cent. of the produce from the district in which it operates. The year's volume of business exceeded in value \$330,000 and consisted of more than 440 carloads of tomatoes, cabbage, cauliflower, cucumber, beans and peas.

The following examples are characteristic of the year's grower prices as compared with those of the previous year:

	1935	1936
Tomatoes—average price per basket	\$.41	\$.60
Cabbage—average price per crate60	1.00
Cauliflower—average price per crate53	1.00

All groups in the district united in marketing their crops this year, and the profitable results obtained by voluntary but practically 100 per cent. co-operation leaves no doubt as to the future of this organization.

HOLLAND MARSH VEGETABLE GROWERS

Because of the serious financial conditions obtaining among the growers on this fine muck garden district thirty miles north of Toronto following the disastrous crop years of 1935 and 1936, producers realized that it was up to them to organize for the more orderly marketing of their various crops and to extend and develop the consumer demand for their products. The plan of operation finally decided upon was patterned after the South Essex Vegetable Growers' Exchange, which has been so successful in practically the same line of work.

Over one hundred and thirty growers agreed to come into the new organization after several meetings had been held during the winter, and by spring a co-operative company known as the Holland Marsh Vegetable Growers' Co-operative Association had been organized and incorporated.

In addition to marketing its members' produce, the new organization expects to engage in a collective purchasing supply business for its members.

ONTARIO POTATO GROWERS' ASSOCIATION

The Ontario Potato Growers' Association established last year carried on a progressive marketing and educational programme of activities among the growers during the year. A few of the completed projects are here reviewed in some detail.

The Canada-United States Trade Treaty

The 1936 Canada-United States Trade Treaty admitted table stock from the latter country into Canada free of duty. Potato growers were apprehensive that early potatoes from the United States would flood Ontario markets. At meetings held by the Association at Caradoc, Dundas, Hillsburg, Orangeville, Shelburne, Alliston, Barrie, Uxbridge and Goodwood, resolutions were adopted requesting that a countervailing duty be imposed on potatoes imported from the United States. Copies were forwarded to the Prime Minister of Canada, the Minister of Trade and Commerce and to the Minister of Agriculture of Ontario.

The Association at the annual convention of the Canadian Horticultural Council presented similar resolutions and representatives of potato growers from all parts of Canada unanimously supported the resolutions. As a result there was a countervailing duty of 75 cents per cwt. placed on table potatoes entering Canada from the United States.

Maritime Potato Freight Rates Case

The Dominion Board of Railway Commissioners early in 1936 rendered a decision against an application by the Maritime Provinces for lower freight rates on potatoes into Ontario. Subsequently the Maritime Provinces appealed this decision to the Supreme Court of Canada. In this appeal the Ontario Potato Growers' Association retained counsel to present their case. The Supreme Court verdict rendered during the year agreed with that of the Board of Railway Commissioners and the Maritime appeal was disallowed.

The Railway Companies later cancelled the water competitive rate on Maritime potatoes, effective from April 1 to October 31 each year, of 30 cents per cwt. and restored the former rate of 38 cents, effective throughout the year. This rate had been in effect since 1929, and its restoration together with the successful settlement of the Maritime case prevented the loss of many thousands of dollars to Ontario growers through importation of potatoes bearing much lower transportation costs than Ontario growers could obtain in shipping their supplies eastward.

Domestic Marketing

Growers realized that they, in spite of favourable developments in protection against imported and Eastern supplies, would have a hard fight to regain their own Ontario markets for their potatoes. To this end a committee representing the Toronto Potato Dealers' Association and the Ontario Potato Growers' Association met in this office to discuss and arrive at better marketing methods for Ontario potatoes. Dealers complained of poorly graded potatoes packed in old or second hand sacks of many sizes. The dealers agreed and undertook that if Ontario growers would pack a good No. 1 grade, obtain inspection and use new printed bags they would pay Maritime prices for such potatoes. The method was tried and found successful. Late in 1936 several truckloads and one carload of Big "O" Brand *Dooley* potatoes were offered to the Toronto wholesale dealers. At that time the spread in prices between Ontario and Maritime potatoes was 30 cents per bag. The first sales reduced that spread to one half, and later sales, made in February and March, 1937, of Ontario No. 1 branded potatoes obtained the same price as Maritime stock. The first offerings of Big "O" Brand *Katahdin* potatoes were also quickly sold at Maritime prices. To hold and maintain this favourable market position—which can be done — good seed, careful cultural practices, honest grading and attractive packing in new sacks are essential.

Export

Trial shipments of Ontario seed of the *Dooley* and *Katahdin* varieties were shipped by the Association to the Argentine, Brazil and South Africa. This work was conducted in co-operation with the Dominion Department of Trade and Commerce. Favourable reports were received from the Argentine and South Africa on the *Katahdin* variety but the *Dooley* type is not satisfactory in those countries. As a result the Government of South Africa has asked for further trial lots and Argentine dealers are asking for quotations on seed and table potatoes this fall. A profitable seed trade should result from this work, and an attractive market for table stock is being developed in the Argentine.

CO-OPERATIVE ORGANIZATIONS INCORPORATED

By arrangement with the Companies Branch, Office of the Provincial Secretary, the following co-operative organizations have been incorporated in Ontario by this office since this activity was last reported :

- The Ontario A-1 Co-operative Egg Producers' Association.
 - The Ontario Cheese Patrons' Marketing Agency.
 - The Grimsby Growers' Co-operative Company. . .
 - The North Bay Co-operative Creamery Company.
 - The Holland Marsh Growers' Co-operative Association.
- The work of the office includes considerable correspondence with of-

ficials of farmers' co-operative marketing and purchasing companies and associations. In pursuance of the provisions of Part XII (Co-operative Section) of the Ontario Companies Act and for the purposes of the annual financial returns required of each co-operative company or association, suggestions are made regarding matters of policy, management and co-ordination of activities generally. Due to the expansion which is taking place in the co-operative movement, inquiries and correspondence requesting assistance with a view to organization and incorporation at a minimum of expense are constantly increasing.

PROVINCIAL ENTOMOLOGIST

The following is a brief statement of the work of the Provincial Entomologist, other than his teaching duties as Head of the Department of Entomology at the Ontario Agricultural College.

RESEARCH WORK

Cheese Mite. A study of this pest which has been causing serious loss to stored cheese the last two or three years was made during the fall and winter. Much valuable information and a satisfactory method of control were discovered. The results of the study have been published in Bulletin No. 385, entitled, *Cheese Mites and Their Control*.

Sweet Clover Weevil. This small brown snout-beetle which last year threatened to destroy the sweet clover of the Province, was studied throughout the season. It was found that the eggs were laid in the ground in the spring months, that the larvae fed on the small rootlets, that pupation took place in late spring and early summer, and that the new beetles as well as the older ones fed upon the foliage, that there was only one generation a year, and that the winter was passed in the adult stage chiefly under rubbish. To our surprise the insect, instead of increasing, decreased greatly, apparently because soil conditions were unfavorable for the larvae. The indications now are that like many of our other potentially dangerous insects it will be kept in control by nature and will not prove to be nearly so destructive as feared.

Buffalo Tree Hopper. Further experiments on the control of this serious pest of young apple and pear trees were carried out. It was found that a 5 per cent. lubricating oil emulsion, applied before the buds burst, would if heavily used kill as much as 88 per cent. of the eggs on apples, and 95 per cent on pears.

Onion Maggot. A new and much simpler method of control than the present one has been worked out and will be tested in 1937 in five different localities. If it is as effective as we have reason to hope, it will mean a great deal to many onion growers.

Rabbits. The great amount of damage done to fruit and other trees in the winter of 1935-36 made it necessary to seek for some more efficient method of warding off these animals, especially from fruit trees. A start has been made on this work and five different repellents are now under test.

Spray Experiments. The testing of new mixtures in comparison with our present standard one, is being continued from year to year in order that our growers may be kept informed on the progress being made in improving sprays, and be able to adopt the best.

Tests of stickers for arsenate of lead are also being continued. The object is to find a sticker which will be harmless to the foliage and fruit and will enable one spray with arsenate of lead to control the apple maggot as well as the two which are now necessary.

EXTENSION WORK

Grasshopper Outbreaks. Severe grasshopper outbreaks took place in Hastings and Renfrew, and a small outbreak occurred in Northumberland. The Provincial Entomologist, in co-operation with one of the Federal Entomologists, supervised the campaign in these counties, with the result that the insects, at a relatively small cost, were prevented from doing serious damage.

Corn Borer. The Corn Borer Act was enforced as in previous years. The situation last fall in the area under the Act was much the same as in the previous year except that in Essex County the infestation was a good deal heavier. In the counties east of Belleville, where the Act is not in operation and where the weather was favorable to the insect, there was a considerable increase.

Apple Maggot. The campaign against the apple maggot was conducted as in the previous year. The very dry weather and late emergence of the adults were hampering factors and prevented as much progress being made as we had hoped for. Nevertheless, the great mass of our commercial orchards were free from the insect and many others only lightly attacked.

Peach Yellows and Little Peach. The inspection of peach orchards for these diseases was carried out in a very satisfactory manner and while it is perhaps too early to speak with certainty, it looks as if the outbreak is being rapidly brought under control. A new bulletin, No. 383, entitled, *Peach Yellows and Little Peach* was written during the year and has been printed and distributed to growers.

Spray Supervision and Nursery Inspection. These duties were carried on as in previous years and there is nothing new to report.

PROVINCIAL ZOOLOGIST

As in previous years the work of the Provincial Zoologist had been divided between teaching and field extension.

The Provincial Zoologist, being a member of the faculty of the Ontario Veterinary College, gave instruction in Physiology throughout the college year. Three days a week during the winter term were given up to the

teaching of Zoology and Veterinary Science at the Kemptville Agricultural School. During the months of November and December, four lecture hours were given to each of the eight Agricultural Short Courses of three months' duration held in the Province. Lectures were also given to Short Course students at the Ontario Agricultural College and to the Ontario Pharmacists' Short Course, held at the Ontario Agricultural College.

Lectures and Demonstrations

Lectures and demonstrations on subjects relating to animal health, such as Bang's Disease, Mineral Deficiency Diseases, Swine Diseases, Sheep Diseases, and Parasitic Diseases, were given at 30 different points in Ontario. All these lectures were given in co-operation with the local office of the Department and were well attended. An exhibit dealing with mineral deficiency diseases was prepared and placed in the County Agricultural offices.

Investigations

Forty-three investigations were carried out on farms where live stock losses were experienced. Routine laboratory work consisting of post mortem examinations of animals or parts of animals, was carried out as usual. Many such specimens were sent in from distant parts of the Province. A check-up on the occurrence of animal pests was made at the stock yards and abattoirs.

Animal Pest Control

The School Fairs in North Simcoe and Hastings were attended with an exhibit on Animal Pest Control. This exhibit was especially prepared for School Fairs. Further, an exhibit on Animal Pest Control and Disease Control was prepared and set up at the International Plowing Match held at Cornwall. Lectures were given daily in co-operation with the International Plowing Match management, on the subject: "Unsoundness in Horses and shoeing".

Co-operation was given the Ontario Live Stock Branch, the Ontario Veterinary College, and the Agricultural Representatives Branch in various projects.

Warble Fly

The Barrie Island Warble Control project went through its fifth year, with the very satisfactory attainment of a very low warble fly incidence of only .66 per animal for the season March to July.

The Warble Pest Control in Ontario resulted in about one-third of the total cattle population receiving treatment. Legislation is needed if improvement is to be made in this respect. The importation of large numbers of warble grub infested feeder cattle from the Western Provinces each year, has interfered greatly with warble fly control on Ontario farms.

Bot Fly

Bot flies continue to be a pest on many farms where horse owners have neglected to apply the recommended control measures. Two counties report that 40 per cent. of the horses were tested for bot flies. Other

counties report from 2 per cent. to 30 per cent. of the horses treated. All reports were favourable and showed an increase in the use of the mass type of carbon di-sulphide capsules over the previous year.

Correspondence.

The same careful attention was given to correspondence as in past years. Many letters were received regarding animal pest control and the diseases of sheep and swine, from all parts of Ontario as well as from other Provinces.

FIELDMAN FOR NORTHERN ONTARIO

As in the past, the work of this office during the fiscal year has been fairly evenly distributed over the eleven districts of Northern Ontario.

Industrial conditions in general have continued to improve. More men have been employed in mines and timbering operations, and higher wages have been paid. This has resulted in a keener demand for most products of the farm, with consequent better prices.

The growing season of 1936 was rather unfavourable in several of the Northern districts. At Kapuskasing work could not be commenced on the land until May 25. This is the latest date for commencing work on the land in the history of this section. Late spring frosts occurred in a few areas and early fall frosts in others. This, together with very dry weather in certain parts, made for a combination of circumstances that resulted in low yields of many field and garden crops. In fact, so serious were these conditions that there is a marked shortage of grain and potatoes for seed in several sections.

Although the season in the main was somewhat disappointing there were redeeming features and satisfactory results which perhaps should be mentioned. For example, in Rainy River District alone there was grown over half a million pounds of good quality alfalfa seed. In fact, the quality was so good that it won third, seventh and eighth prizes, in a big entry, at the Royal Winter Fair. This seed sold at good prices and consequently meant much to the producers. In this same District the championship field beans at the Chicago World Fair were produced, and also the first prize field peas. Manitoulin Island also had a very fine crop of alfalfa, some of which was saved for seed. None was entered at the big shows, but the seed was of fairly good quality and sold readily at satisfactory prices.

Potatoes were a fairly good crop in several of the districts as may be judged from the fact that second and seventh prizes in the *Green Mountain* group at the Royal went to Sudbury District, while third, fourth, eighth and ninth prizes in the *Irish Cobbles* group went to Temiskaming District. A number of growers had between one thousand and five thousand bushels for sale, and all was disposed of at quite satisfactory prices.

Six of the prizes in sheaf grain at the Royal Winter Fair, went to

Northern Ontario, namely second and third in wheat, second and third in oats, and second and fourth in barley.

Never before in the history of Northern Ontario agriculture have the benefits to be derived from fall-plowing, proper drainage, crop rotation, early varieties, suitable hay mixtures etc., been so clearly demonstrated as during the past year on the Experimental Station at Kapuskasing. For although the season was late in opening up and certain periods were unusually dry, yet the crops were, on most fields, remarkably good. Throughout the entire year every opportunity was taken advantage of to familiarize the Northern Ontario farmer with the advantages of such farming practices.

Short Courses were attended at Eton Rugby, Burriss, Hymers, Orrville, Uffington, Livingstone Creek, Nestorville, Ruther Glen, Sheguiandah, and Kenora.

Agricultural meetings were attended at Fort William, Hearst, Emo, Rainy River, Gore Bay, Silver Water, Carmichaels Corners, Red Bridge, Feronia, and Ostersund.

The Weed Inspectors of the Districts of Nipissing, Sudbury, Algoma, Thunder Bay, Rainy River, and Kenora were all interviewed. In Thunder Bay District several were visited a second time.

Field crop competitions were judged at Rainy River, Emo, Dryden, Fort William, Murille, Hymers, and Englehart.

Judging was done at Fort William, Kenora, Emo, Rainy River, Bruce Mines, Sault Ste. Marie, Porquis Junction, Sprucedale, Englehart, Massey, Manitowaning, Gore Bay, and Sheguiandah Fall Fairs.

Wikwemikong Plowing Match on the unceded Indian Reserve of Manitoulin Island was judged.

In addition to the above, the Field Man attended a great number of meetings and conventions, which took up considerable time. He attended a meeting in North Bay in connection with the distribution of seed grain in Northern Ontario and a similar meeting at Cochrane; visited the Illustration Stations at Cochrane, Timmins, Val Gagne, Thessalon, Emo, Dryden, and Mindemoya; assisted in the reopening of the Hearst Demonstration Farm; made a trip to the Maritime Provinces for the purpose of getting first-hand information on the growing, grading, and marketing of potatoes; attended the International Plowing Match at Cornwall as a Director; made a complete survey of the conditions and progress of seventy-three Mennonite settlers at Reesor for the Canadian National Railway; collected data on the General Agricultural Conditions of Northern Ontario; attended the Rainy River District Teachers' Convention; attended a conference on agricultural conditions at Guelph; attended the annual meetings of the Ontario Field Crop and Seed Growers' Associations, the Ontario Association of Agricultural Societies, and the Ontario Plowmen's Association; attended a meeting of the Ontario Agricultural College Alumni Association; assisted in obtaining a team of horses, a purebred Ayrshire cow, and a set of

harness for the Anglican Indian Mission School at Moosonee; assisted in the organization of a Horticultural Society at Hearst.

The twenty-two thousand farmers of Northern Ontario appear to be intensely interested in the results of the experimental work that is being carried on at Kapuskasing, and a large proportion are prepared to be guided by the methods and practices that have been found to give the best results under Northern climatic conditions, which are in the main very different from those prevailing in the rest of the Province.

MILK CONTROL BOARD OF ONTARIO

In making its third annual report, covering the year ending December 31, 1936, the Milk Board can state that after three years of intensive work the purposes of the Milk Control Act are being at least partially fulfilled and that the Board has reasonably complete supervision of the fluid milk industry throughout the Province.

A complete system of licensing and bonding of milk distributors is now established; milk price regulations are in effect in all the larger markets of the Province and a definite procedure for bringing about needed price revisions is recognized; a regular monthly reporting system of milk purchases and sales is in effect; regulations covering the equipment and operation of milk plants have been passed to ensure a safe milk supply for the consumer; and the Board's authority has been upheld in every prosecution conducted.

This machinery of control has been set up only that the main purpose of the Legislation may be fulfilled, and in solving some of the real problems of the industry material progress has been made.

Farmers' losses from unpaid milk accounts have been practically eliminated; producers may no longer be compelled to purchase stock in a dairy in order to hold a market; many uneconomic practices such as the giving of premiums have been reduced to a minimum; increased overlapping in milk trucking routes has been halted; and when, because of a serious feed situation, price adjustments were necessary, these revisions were brought about in the areas affected with a minimum increase in price to consumers.

Some progress was made during the year in solving the surplus milk problem, but a final solution of this fundamental problem, together with many others, such as excessive bottle costs, overlapping distribution services, overlapping trucking routes, low per capita milk consumption, is still to be found.

The appointment of a third member to the board and the extension of the Board's staff by the transfer from other Departmental Branches of a full time auditor and six milk check-testers during the year made possible a much more effective service to the industry.

A detailed report of the Board's work during 1936 follows:

GENERAL SITUATION IN THE FLUID MILK INDUSTRY

The stabilizing effect of a general control and price regulation during the years 1934 and 1935 had brought about a fairly satisfactory situation in most of the markets, which situation continued throughout the first half of the year 1936. Production and prices were fairly well balanced, and improving prices for butter, cheese and manufacturing milk relieved the pressure of surplus milk on the fluid milk market.

However, as the summer advanced and as serious drought conditions appeared in most of the central counties, production fell off seriously and at the end of the holiday season there was every indication of a milk shortage if prices were not increased to offset the increasing feed costs.

The demand for increased producer-prices became more insistent toward the end of the year when it became evident that most producers would be purchasing concentrates, and even hay, by Christmas or shortly after.

A fairly general price increase of about one-half to one cent per quart in retail prices became effective around the end of the year throughout the central part of the Province, but even though this increase was passed on to the producer, it is doubtful if the improvement was sufficient to offset the increased cost of production.

Because of drought conditions, therefore, the year as a whole was not too satisfactory for the milk producer and the effect of these conditions on his position will continue to be felt at least until the 1937 feed crop is harvested.

CHANGES IN LEGISLATION

The Milk Control Act as amended in 1935 covered the requirements of the industry so well that no changes were made during the 1936 session of the Legislature. Some changes, however, in the regulations passed pursuant to the Act were made during the year.

For some time the Board had been criticized as being interested only in the producer and the price that he receives for his milk and not paying enough attention to the consumer and to the quality of the product the consumer is buying. This criticism was to some extent justified, but at the same time it must be remembered that one of the Board's first duties was to so regulate the industry that the chaotic conditions of 1933 and 1934 would be eliminated, and it must also be remembered that there is provision in the Milk and Cream Act for the municipal supervision of the quality of the milk sold.

However, a study of the situation revealed the need of some Provincial standards of quality for fluid milk, chiefly because of the following conditions:

- (1) There was a great lack of uniformity in the standards as between one municipality and another.
- (2) Many municipalities found it impossible to enforce their local by-laws.

- (3) Many municipalities, particularly small towns and rural sections in which summer resorts are located, have no milk and cream by-law or no milk inspection, with consequent hazard to the public health.

With the co-operation of the Ontario Department of Health, the Board prepared and recommended for approval regulations under the Milk Control Act, which established standards of plant and equipment for milk distributors throughout the Province.

The inspection of all milk plants is being made by officials of the Department of Health in co-operation with the local municipal health officers, and the Board is refusing to issue licenses to milk distributors whose plant and equipment do not conform to the requirements of the regulations.

The main provisions of these regulations are as follows:

- (a) All milk offered for sale must be labelled "raw" or "pasteurized".
- (b) The name of the distributor must appear on the bottle cap or on the bottle.
- (c) All milk sold as "pasteurized" must be properly processed in proper equipment approved by the Department of Health.
- (d) Any milk offered for sale may not be bottled or capped by hand.
- (e) All bottles and other equipment must be thoroughly cleansed and sterilized before use.
- (f) Distributors must process and store their milk in approved buildings separate from barns or dwellings.

No activity of the Board has found such universal acceptance as the passing of these regulations covering the inspection and approval of milk plants, and it is felt that the official approval of all licensed milk plants throughout the Province will mean a great deal to the consumer and react to the benefit of all concerned, in an increased consumption of milk, particularly in those sections where the local inspection has not been adequate.

MEETINGS OF THE BOARD

Number of official meetings of the Board as a whole	92
Number of hearings conducted	224
Number of other meetings attended by members of the Board	65
Number of meetings attended by members of the staff	140
<hr/>	
Total number of meetings	521

Meetings of the Board as a whole or meetings attended by one or more members of the Board have been held almost every day throughout the year.

Because of the number of meetings requiring the Board's attention, and the detail of administration, it has been found necessary to delegate individual members of the Board or of the staff to attend outside meetings or to conduct minor hearings and to report for the Board's consideration and decision at the regular meetings of the whole Board which are held once or twice a week.

In connection with the meetings of the Board, it is interesting to note that on many occasions during the year, three and sometimes four groups of people having business with the Board were heard at the same time by different members of the Board or of the staff.

MILK PRICE AGREEMENT

Requests for the approval of milk marketing agreements covering milk prices and fair business practices continue to be among the most important matters coming before the Board for review and decision.

This work has now progressed to the stage that officially approved agreements are now in effect in almost every city market of the Province and in many of the larger towns, and this work will from now on be largely a consideration of amendments to agreements with special reference to price adjustments.

Agreements submitted during the early part of the year were largely new ones, but those later in the year were generally amending agreements providing for price increases as a result of the drought conditions and the resultant feed shortage in the central, western and northern parts of the Province.

In these upward price revisions approval was given only when increased price was passed on to the producers and the change to the consumer was reasonably moderate.

The consultation with consumer representatives in the various markets has again been a valuable experience and although, as might be expected, very few municipal officers would commit themselves as being favourable to price increases, they were always ready to discuss the situation. The average consumer representative is averse to the price of milk being any higher than is absolutely necessary, but under the drought conditions of 1936 most consumer representatives were reasonable when slight price increases to the producers were proposed.

The Board is becoming more and more averse to issuing Orders confirming milk prices in very small markets and, in a general way, Orders are issued only in connection with larger town and city markets unless the conditions in a smaller market are particularly bad.

Toward the end of 1936 a new milk purchase plan called the "85-15 basis" began to appear in the agreements submitted to the Board for approval and it would appear that this plan or a slightly modified similar plan would become province-wide.

This "85-15 basis" includes among other things the following main provisions:

- (1) Each producer is given a fair shipment-quota and is guaranteed base price for at least eighty-five per cent of this quota.
- (2) Surplus milk is paid for at a manufacturing milk

price which is roughly thirty per cent. higher than butter-fat price, which was formerly common payment price for surplus milk.

- (3) Over-quota shipments are at the option of *both* producer and distributor and these shipments are not considered in setting quotas.

There are several disadvantages to the "85-15 basis", particularly in connection with farmer-owned distributing companies, but as yet it would appear that the general benefit to producers as a whole far outweigh these disadvantages.

LICENSING

The fundamental authority of the Board is a licensing authority and it has been by means of this licensing authority that the Board has secured a reasonable control of the fluid milk industry of the Province.

The Act provides that all persons engaged in the milk industry shall hold licenses from the Board, and subject to an appeal to a Judge of the Supreme Court, the Board has full authority to issue, cancel or suspend licenses and has the responsibility of refusing to issue a license when in its opinion such issuance would not be in the public interest.

The licensing of various classes of milk distributors has now become general over the entire Province and during 1936 licenses were issued as follows:

(1) Regular Milk Distributors	Persons who carry on a milk distributing business and purchase their raw milk supplies from dairy farmers	647
(2) Producer-Distributors	Dairy farmers who retail their own milk to consumers	861
(3) Peddlers or Independent Drivers	Jobbers from regular distributing plants.....	87
(4) Milk Manufacturers	Makers of condensed milk, cream, casein, ice-cream mix, etc.	30
(5) Milk Transporters for the Toronto Market	Commercial carriers of milk from the farm to the plant	170

The regulations under the Act provide an exemption from the licensing requirement in the case of a producer-distributor who sells less than 20 quarts of milk per day and who holds a permit from the Board.

The issuance of these permits was commenced late in 1936 and at the end of that year only 80 has been issued. It is expected that ultimately several hundred of these permits will be in effect.

The general attitude of the Board toward licenses is that there are already too many licenses in effect in most markets of the Province and that

the issuance of more licenses will react ultimately to the disadvantage of both the producer and the consumer as a result of increased overlapping and duplication of services.

However, the Board is called on continually to consider applications for new licenses and each case is considered on its individual merits, with the result that a considerable portion of the Board's time is devoted to licensing problems.

BONDING OF REGULAR DISTRIBUTORS

Closely associated with the question of licensing is the one of bonding milk distributors to guarantee their accounts with milk producers.

Every distributor who buys more than one hundred dollars' worth of milk in a payment period and does not pay for the same at the end of each week is required to file a bond to cover the milk he has purchased.

These bonds are mostly in the form of Government bonds or the bonds of Surety Companies and at the end of 1936 the following bonds were on deposit:

Bonds of Surety Companies	\$ 776,390.73
Negotiable Securities	348,120.00
Total Bonds on file	\$1,124,510.73

The bonding requirement is considered by producers to be one of the most valuable features of the Act.

Actually, it was not found necessary to call bonds for payment of accounts during 1936, but the restraining effect of the bond being on file saved producers large sums of money and encouraged prompt payments.

In this connection it is worthy of note that since bonding requirements became effective, over thirty million dollars' worth of milk has been purchased by distributors and losses from unpaid accounts have been almost negligible, whereas in former times every few months a distributor would go into bankruptcy with losses of thousands of dollars to producers, or would just be unable to pay his producers and they, as ordinary creditors, had no effective protection.

A further value of the bonding requirement was seen during the past three years but is no longer effective. When the Act was first passed, there were about two hundred distributors in the Province who could not secure a bond and who owed producers large arrearages. Rather than be unable to secure licenses, these operators commenced paying for current milk receipts on a weekly basis and agreed to reduce their arrearages a definite percentage each month and the Board is pleased to report that now all but a very few of these have their business on a sound basis or have turned them over to stronger hands, with comparatively little loss to producers.

The bonding requirements of the Act, even though not preventing all losses, have given milk producers adequate protection.

ENFORCEMENT

In connection with the enforcement of the Act, the regulations and marketing agreements made under the Act, it has been the policy of the Board to use moral suasion as far as possible, particularly in cases of minor infractions, and to prosecute only in open cases of defiance of the Board's Orders or of flagrant violation of provisions of the Act.

Both producers and distributors have criticized this policy to some extent, but the Board feels that public opinion would not favour more prosecutions than are absolutely necessary.

Where an infraction of the regulations is discovered, every effort is made to explain the situation to the offending party and to secure his co-operation, and before drastic action is taken, he is always given an opportunity to appear before the Board in connection with the matter if he so desires.

This policy has been effective in most cases and during 1936 the Board prosecuted only eight persons. The usual procedure is to notify the offending party of cancellation of his license for cause and to give him an opportunity of a hearing before the Board. After the hearing, a final decision is made and the license cancelled or suspended for a definite period. Information is then laid against the party for operating without a license.

In every case the Board's authority to cancel licenses was upheld by the court.

Despite the criticism that the Board has allowed too many infractions to go without prosecution, the Board is still of the opinion that court proceedings should be used only after all other methods have failed.

PROTECTION OF PRODUCERS' ACCOUNTS

In its authority to protect accounts owing to producers the Board provides one of its most valuable services.

The sale of milk by a milk producer to a distributor is a peculiar transaction and one which, without Government supervision, is fraught with hazard to the producer, as he has too often learned by experience.

The weighing and testing of his milk and the computing of his surplus are beyond his control or check, and if six weeks later the distributor cannot pay the account, the producer is only an ordinary creditor.

Protection is given to the producer by means of the following :

- (1) Milk tests are regularly checked.
- (2) Legal prices are established by marketing agreements.
- (3) Inspectors check the accuracy of payments.
- (4) Bonds are available in case of non-payment.

On very few occasions has the Board found it necessary to use a bond for the actual payment of producers' accounts, but the bonding requirement has indirectly saved producers large sums of money. In the

first place the need of a bond keeps irresponsible operators out of the business, and it was largely these who caused trouble in the past, and in the second place the bond makes the producer a secured creditor. The operator will make every effort to pay for his milk rather than have his bond called.

During the past year inaccuracies in payments amounting to nearly ten thousand dollars were found by the Board's inspectors and auditors and full adjustment was made to producers. In one case the amount was over fifteen hundred dollars and full restitution was made and a substantial fine imposed by the magistrate.

Inaccuracies in milk tests are continually being corrected by the check test inspectors and adjustments made, very often even without the producer's knowledge of the inaccuracy.

Every effort is being made by the Board to see that the full protection provided for in the Act is given to the milk producer who unfortunately may be dealing with one of the few unscrupulous distributors.

MILK TRANSPORT REGULATIONS

In the larger markets of the Province, like Toronto, most of the milk is transported from the farm to the plants by public carrier motor trucks, and the same problems have arisen which are found in connection with the motor transport of all farm products.

With milk the two main problems are these:

- (1) The trucker is often the farmer's milk salesman.
- (2) With little regard to the good of the whole industry, the trucker is interested in having as large a load of milk as possible.

The general good of the fluid milk industry is often in direct opposition to the interests of the individual trucker; hence regulation is necessary.

The Act provides for the organization of a milk transport committee composed of truckers, producers and distributors, and where such a committee is organized the Board may co-operate by licensing milk truckers and determine their routes.

Toronto is the only market at present served by a Milk Transport Committee and the only market where milk transport licenses are in effect. There are 174 trucks licensed to transport milk to distributing plants in Toronto. Each transporter is licensed to haul milk from certain specified farms on certain specified roads and to certain specified dairy plants, and he may not service other farms until he has written permission to do so. Producers, of course, may transport their own milk without license.

As most districts are over-served with transport facilities, and if a lower cost service is to be provided, some regulation is necessary. The Board is averse to the issuance of new transport licenses and is favourable to the amalgamation of many of the present inefficient routes because it is felt that this policy will ultimately react to the producer's benefit in decreased transportation costs.

The regulation of milk transport to Toronto has already done much to eliminate the evils in the trade, particularly to prevent bootlegging of milk and large shipments of surplus milk, but there is still much to be accomplished in eliminating duplication of service and in the regulation of trucking rates.

MANUFACTURING MILK PRICES

The formula basis of price determination for milk used for manufacturing purposes, was instituted in Ontario in 1935 and was briefly referred to in the Board's report for that year. This basis has now been in operation for a sufficiently long time to consider its value.

Briefly the system is that a composite value for milk based on the market quotations of butter and cheese is determined, and to this is added 30 per cent. which gives an agreed-upon arbitrary minimum price to be paid for all milk used in the manufacture of condensed milk, ice-cream mix, milk powder, casein, etc. The agreement also provides for a lower secondary price where the butterfat in the milk is used for butter.

The formula was considered to have a sound foundation and it worked out reasonably well for some time, giving a gradually increasing price to the producer as the price of butter and cheese advanced and a stabilized price over the whole Province.

In September 1935, the date of the inception of the plan and the formula, the average monthly prices for butter and cheese were 22.25 and 11.5 respectively. The formula price for milk was 1.05. After a slump during the months of April and May, the prices recovered and stood at 25.75, 13.75 and 1.22 respectively, in December 1936. Increasingly during 1936, however, certain objections to the formula basis were raised by producers, and at the end of the year negotiations were in progress with a view to increasing the producers' returns.

CHECK TESTING

The effectiveness of the Board's service to the industry as a whole and to the milk producers in particular was greatly increased during the year by an administrative change whereby a staff of six qualified inspectors were transferred to the Board's staff.

These check-testers, who for a number of years have been visiting the fluid milk plants of the Province supervising the testing and payments of milk, are now the Board's direct contact with the individual milk plants.

The main advantages of the new arrangement are as follows:

- (1) All supervision of fluid milk plants is under the direct control of the Board .
- (2) Regular visits to all plants provide an opportunity for close checking of payments to producers. . .
- (3) A local inspector is available when difficulties arise in local markets.

Part of a year's experience with this changed arrangement indicates the value of the change to the Board and promises increasingly effective work as these experienced dairy inspectors became familiar with the purposes of the Milk Control legislation.

MISCELLANEOUS ACTIVITIES

In addition to the main activities of the Board which have been reported in detail, the attention of the Board has been given to many other related problems of the industry.

In order that the Board might be fully informed when considering the price structure in the larger markets, a detailed study was made of the profit and loss statements of the distributors in some of the major markets by a special dairy auditing firm. A similar study was made of the firms manufacturing condensed milk and milk powder in the Province.

The proper price for relief milk was also studied and it was decided that any discounts given on relief milk accounts should not be more than ten per cent. and that only when the accounts were handled on a voucher system and paid directly to the municipal authorities.

Bottle losses and the problem of one distributor using bottles belonging to another firm was studied, and it is suggested that the only real solution of this problem is legislation preventing this practice.

During the year the Board has again tried to keep fully informed regarding milk control experience in other Provinces and in other countries. In this connection a very successful conference was held in Toronto at the time of the Royal Winter Fair, when Milk Board officials attended from Alberta, Quebec, New Brunswick, Nova Scotia, Ontario, and Pennsylvania.

CONCLUSIONS

A third year's experience with Milk Control work in Ontario has given the Board and the industry as a whole a better idea of what "control" can accomplish.

The position of the milk producer has been decidedly improved. Prices have been stabilized, losses reduced, and some improvement made in the surplus milk situation.

Despite the manifest difficulty of enforcing retail milk schedules, the position of the distributor has also been improved. Resale prices have been generally recognized, buying prices have been stabilized, premiums have been eliminated, and many other uneconomic practices lessened.

Exploitation of the consumer in so far as milk prices are concerned is prevented by the provision for consumer-consultation before prices are approved, and a proper quality of milk is assured by the new regulations regarding milk plants and equipment.

There is a feeling, however, that this control of the milk business should not be carried to the stage where business initiative is prevented; some would even go as far as to say that there should be no control of consumer prices. Be that as it may, it must be acknowledged that the present system of control has eliminated many of the abuses in the industry and that there are still many uneconomic practices which can only be corrected by a fairly rigid control.

ACKNOWLEDGMENTS

Any progress that was made during the year was made only as a result of the fullest co-operation of all those parties interested in the fluid milk industry of the Province and this report would not be complete without a word of acknowledgment to those co-operators.

The local and Provincial Milk Producers' and Milk Distributors' Associations are now splendidly organized and their officers and individual members are ever ready to give freely of their time and advice in the furtherance of any project for the good of the industry.

The consumer representatives in the local markets throughout the Province have always been fair and considerate in their discussions and even in their criticisms.

The sister branches of the Department of Agriculture and the other Departments of Government have always been whole-hearted in their assistance to the Board.

Other Milk Control Authorities in Canada as well as in the United States have always been ready and anxious to assist the Ontario Board by giving freely of their experience.

To all these and the many others who are not named but who have assisted the Board in studying the many problems of the industry, the Board expresses its fullest appreciation.

CONTENTS

Ontario Agricultural College	7
Ontario Veterinary College	14
Kemptville Agricultural School	19
Ontario Horticultural Experimental Station, Vineland	27
Western Ontario Experimental Farm, Ridgetown	33
New Liskeard Demonstration Farm	38
Hearst Demonstration Farm	39
Statistics and Publications Branch	40
Agricultural and Horticultural Societies Branch	44
Live Stock Branch	51
Women's Institute Branch	62
Fruit Branch	73
Dairy Branch	77
Agricultural Representatives Branch	79
Crops, Seeds and Weeds Branch	88
Ontario Commissioner of Agricultural Loans	91
Ontario Commissioner of Marketing	92
Provincial Entomologist	100
Provincial Zoologist	101
Fieldman for Northern Ontario	103
Milk Control Board of Ontario	105

Ontario Department of Agriculture

ANNUAL REPORT

OF THE

STATISTICS BRANCH
1937

PART I.—AGRICULTURAL STATISTICS

PART II.—CHATTEL MORTGAGES

PART III.—SUMMARY STATISTICS, 1882-1937

PRINTED BY ORDER OF
THE LEGISLATIVE ASSEMBLY OF ONTARIO

SESSIONAL PAPER No. 22, 1938



ONTARIO

TORONTO

Printed and Published by T. E. Bowman, Printer to the King's Most Excellent Majesty
1938

Ontario Department of Agriculture

Statistics Branch

PART I — AGRICULTURAL STATISTICS

The gross value of agricultural production in Ontario for the year 1937 amounted to \$357,201,000 as compared with \$360,329,000 in 1936. Although this was a falling off of \$3,128,000 from 1936, nevertheless, it was \$109,517,000 higher than in 1932. Gains of \$4,153,000 in the value of production of farm animals, \$7,116,000 in dairy products, and \$7,451,000 in tobacco, were more than offset by decreases of \$15,083,000 in field crops, \$4,180,000 in fruits and vegetables, and smaller declines in several other items. Agricultural production for the whole of Canada was also down in 1937, amounting to \$1,051,698,000 as compared with \$1,079,571,000 in 1936. The decline in 1937 for both Canada and Ontario, although only slight, marked a reversal in the upward trend from 1932 to 1936.

GROSS VALUE OF AGRICULTURAL PRODUCTION IN ONTARIO,
BY ITEMS, 1929 TO 1937

('000' omitted)

	1929	1930	1931	1932	1933	1934	1935	1936	1937
	\$	\$	\$	\$	\$	\$	\$	\$	\$
Field Crops	241,778	179,919	124,541	116,424	135,813	143,734	132,086	166,284	150,203
Farm Animals	76,022	60,738	33,175	21,957	31,500	34,089	43,344	46,732	50,885
Wool	1,323	632	458	287	553	479	575	735	821
Dairy Products	115,757	104,859	92,276	69,079	74,117	80,018	85,132	92,516	99,632
Fruits, Vegetables	19,208	16,820	14,412	12,733	12,553	16,608	18,697	17,832	13,652
Poultry and Eggs	44,773	41,461	29,491	18,565	16,294	19,464	20,915	22,939	21,659
Fur Farming	777	817	750	644	721	704	966	1,131	1,323
Maple Products	1,258	1,576	1,674	888	720	1,040	1,161	1,161	880
Tobacco	5,039	6,244	6,814	5,703	6,206	6,337	10,117	8,549	16,000
Flax Fibre	393	371	179	170	61	150	161	155	133
Clover, Grass Seed	1,672	1,855	1,110	615	1,079	857	1,006	1,367	1,173
Honey	1,208	870	744	619	1,097	1,253	1,096	928	676
TOTALS	509,208	416,162	305,624	247,684	280,814	304,733	315,256	360,329	357,037

GROSS VALUE OF AGRICULTURAL PRODUCTION IN CANADA,
BY ITEMS, 1929 TO 1937

('000 omitted)

	1929	1930	1931	1932	1933	1934	1935	1936	1937
	\$	\$	\$	\$	\$	\$	\$	\$	\$
Field Crops	948,981	631,593	435,966	452,527	453,598	549,080	511,873	612,300	553,823
Farm Animals	207,317	166,630	96,778	65,185	89,063	99,438	120,078	130,979	140,989
Wool	4,470	2,311	1,644	1,093	2,005	1,899	2,232	2,782	2,972
Dairy Products	291,743	277,154	191,390	159,074	170,829	183,791	193,487	211,422	228,403
Fruits, Vegetables	46,398	41,777	39,692	32,157	34,588	43,424	49,964	43,845	41,900
Poultry and Eggs	107,664	95,227	56,298	42,078	38,060	45,515	50,434	53,244	51,766
Fur Farming	6,791	7,790	3,557	3,284	4,062	4,534	5,516	6,532	7,642
Maple Products	6,119	5,251	3,456	2,706	2,059	3,040	3,522	3,714	2,245
Tobacco	6,276	7,058	7,178	6,088	6,533	7,231	10,763	9,420	17,056
Flax Fibre	393	371	179	170	161	250	321	298	332
Clover, Grass Seed	2,123	2,482	1,497	962	1,362	2,010	1,818	2,096	2,298
Honey	2,849	2,826	2,246	1,470	2,290	2,625	2,423	2,939	2,272
TOTALS	1,631,124	1,240,470	839,881	766,794	804,610	942,837	952,431	1,079,571	1,051,698

In response to the demand from the public, the work of the Statistics Branch was again extended during the last fiscal year. At the present time more than 9,000 schedules covering different branches of agricultural production are sent out each month to farmers, dairies, cheese factories, hatcheries, poultry farms, co-operative organizations, etc., for completion and return to this Branch. In addition a census of farms is taken twice each year, in June and December, with the assistance of the rural schools and approximately 60,000 Survey Cards are returned. The information compiled from these various sources is published in the following reports which are distributed, free of charge, to persons requesting same.

The Annual Statistics Report which shows by county division the acreage, production and value of field crops; the number and value of live stock on farms; a record of the number and amount of Chattel Mortgages outstanding; detailed weather information; and a valuable summary of field crop and live stock statistics for the Province since 1882.

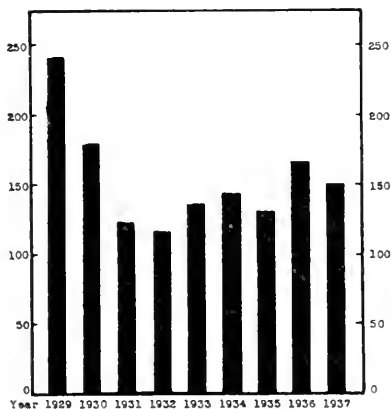
The Monthly Crop Report which contains current information relating to field crops, and live stock, including such items as acreage, condition, production, prices and trade.

The Monthly Dairy Report contains statistics of total commercial sales of whole milk by distributors in the Province of Ontario by sales areas, production of butter and cheese by county, and other information relating to prices, stocks and trade in dairy products. Both the Monthly Crop Report and the Monthly Dairy Report are well illustrated with charts.

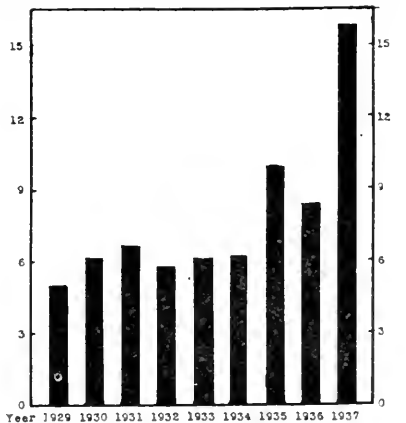
The Fruit and Vegetable Crop Report which is issued monthly from May to October covers the development of fruits and vegetables.

A Cold Storage Report is issued on the first business day of each month showing the quantities of butter, cheese and eggs in cold storage in Toronto at the commencement of business on that day.

Million Dollars Annual Value of Field Crop Production in Ontario Million Dollars



Million Dollars Annual Value of Tobacco Crop Production Million Dollars



PRODUCTION AND SHIPPING POINT VALUE OF FRUIT IN ONTARIO,
AS COMPARED WITH 1936

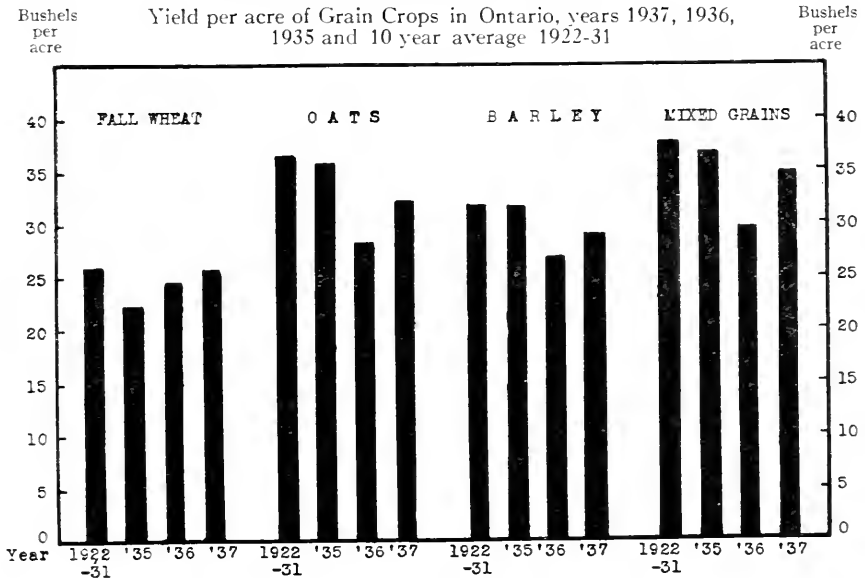
	Year	Total Quantity	Average Value per Unit	Total Value
		Barrels	\$	\$
Apples.....	1936	703,500	2.85	2,003,500
	1937	743,300	2.08	1,551,700
		Bushels		
Pears.....	1936	196,800	1.47	289,300
	1937	185,500	1.14	212,200
Plums.....	1936	41,200	1.22	50,300
	1937	56,000	0.90	50,500
Peaches.....	1936	402,300	2.26	909,200
	1937	525,700	1.42	747,100
Cherries.....	1936	124,800	2.12	264,600
	1937	101,900	2.74	279,200
		Quarts		
Strawberries.....	1936	6,168,000	0.085	524,300
	1937	6,880,300	0.086	589,700
Raspberries.....	1936	1,800,000	0.126	226,800
	1937	4,043,200	0.102	414,200
		Pounds		
Grapes.....	1936	21,640,000	0.02	453,000
	1937	52,000,000	0.02	1,046,900
Total Value.....	1936	4,721,000
	1937	4,891,500

PRODUCTION AND VALUE OF PRINCIPAL FARM CROPS, 1937

Field Crops	Acres	Bushels per acre	Production	Market Value	
				Total	Per acre
		bush.	bush.	\$	\$ c.
Fall wheat.....	718,800	26.0	18,691,500	19,427,900	27.03
Spring wheat.....	94,200	17.0	1,600,600	1,638,500	17.39
Oats.....	2,263,900	32.6	73,712,200	31,035,000	13.71
Barley.....	555,900	28.8	16,029,900	9,380,600	16.87
Peas.....	58,400	13.6	796,200	1,242,700	21.28
Beans.....	57,200	19.3	1,105,700	1,178,600	20.60
Rye.....	74,700	17.3	1,291,200	1,006,900	13.48
Buckwheat.....	195,200	19.2	3,753,900	2,237,800	11.46
Flax.....	5,000	10.3	51,700	72,500	14.50
Corn (shelled).....	165,600	32.7	5,409,200	3,272,300	19.76
Potatoes.....	150,600	67.2	10,130,500	6,122,000	40.65
Carrots.....	2,000	202.0	394,100	47,300	23.65
Mangels.....	33,200	426.0	14,130,600	1,695,700	51.08
Turnips.....	62,000	402.0	24,908,900	2,989,000	48.21
Mixed grains.....	890,100	34.5	30,674,800	14,787,600	16.61
		Tons	Tons		
Sugar beets.....	30,300	7.94	240,400	1,286,200	42.45
Corn (for silo), green.....	317,300	9.71	3,080,800	8,280,400	26.10
Hay and clover.....	2,474,900	1.69	4,190,600	29,923,900	12.09
Alfalfa.....	646,700	2.57	1,664,200	12,162,100	18.81
Alsike.....	55,900	1.37	76,300	515,800	9.23
Sweet clover.....	191,400	2.06	393,800	1,900,500	9.93
Totals 1937.....	9,043,200	150,203,300	16.61

The acreages devoted to other crops in 1937 were as follows:—Orchards, 185,473; strawberries, 8,691; vineyards, 15,311; other small fruits, 13,509; summer fallow, 208,486; pasture (cleared), 2,782,811.

RAPE.—The estimate for 1937 was 13,450 acres of which 4,725 are in Wellington, 1,539 in Grey and 2,523 in Dufferin.



THE WEATHER

TEMPERATURE.—The following table gives the temperature of the Province for each month during the last five years, together with the mean annual temperature for the six months, April-September, practically the growing season, together with the average for the five years, 1933-1937, and fifty-sixth years, 1882-1937.

Months	1937	1936	1935	1934	1933	1933-1937	1882-1937
January.....	25.0	16.1	15.1	21.4	28.6	21.2	17.9
February.....	23.5	11.1	18.1	5.4	21.3	15.7	17.7
March.....	24.6	31.0	31.4	24.0	27.9	27.8	27.6
April.....	41.0	37.2	41.1	39.6	43.1	40.4	41.5
May.....	54.6	56.2	48.9	55.5	55.1	54.1	53.5
June.....	63.5	62.3	61.6	65.5	66.0	63.8	63.5
July.....	68.7	69.2	71.5	68.4	70.0	69.6	68.2
August.....	70.1	66.1	67.5	63.3	67.3	66.9	65.9
September.....	57.6	59.8	56.2	62.2	61.8	59.5	58.9
October.....	44.7	45.9	47.4	46.4	46.2	46.1	47.4
November.....	35.8	30.1	36.3	40.4	27.7	34.1	35.3
December.....	20.9	26.2	18.5	19.6	18.4	20.7	23.5
Annual Mean.....	44.2	42.6	42.8	42.6	44.5	43.3	43.4
Mean for six months April-September.....	59.2	58.5	57.8	59.0	60.5	59.0	58.6

The mean temperature for 1937 was 44.2 or 1.6 degree above preceding year, and 0.8 degree above the normal of the fifty-six years, 1882-1937.

The mean of the six months, April-September, was 59.2 or 0.7 degree above preceding year and 0.6 degree above the fifty-six year normal.

Six months were above normal and five below with one normal. January had the greatest departure above with 7.1 degrees and March the greatest below with 3.0 degrees.

SUNSHINE.—In the following the averages of sunshine are derived from the records of the weather stations at Woodstock, Toronto, Lindsay, Kingston and Ottawa.

Months	Sun. above horizon	1937	1936	1935	1934	1933	1933- 1937	1882- 1937
	hrs.	hrs.	hrs.	hrs.	hrs.	hrs.	hrs.	hrs.
January.....	285.7	78.2	61.6	93.9	50.6	94.2	75.7	76.8
February.....	291.4	98.6	113.6	98.4	151.9	114.3	111.5	104.7
March.....	369.9	141.6	96.5	144.6	121.0	102.6	121.2	141.3
April.....	406.4	151.3	111.6	166.3	142.6	152.2	144.8	177.6
May.....	461.1	211.5	256.6	261.4	288.9	212.3	246.2	216.8
June.....	465.7	258.9	267.9	226.8	273.4	278.9	261.2	250.0
July.....	470.9	280.7	320.8	283.7	311.9	294.1	298.2	270.9
August.....	434.5	236.5	220.0	265.6	263.6	260.9	249.3	241.8
September.....	376.3	189.6	194.9	177.2	119.8	169.0	170.1	182.7
October.....	340.2	95.4	137.3	154.8	153.2	142.6	136.7	138.5
November.....	286.9	80.8	92.0	63.0	61.1	76.8	74.7	77.8
December.....	274.3	69.5	82.2	69.0	65.6	67.3	70.7	63.3
For year.....	4463.3	1892.6	1955.0	2004.7	2003.6	1965.2	1960.3	1942.2
For six months April-Septem- ber.....	2614.9	1328.5	1371.8	1381.0	1400.2	1367.4	1369.8	1339.8

The year 1937 had 1,892.6 hours of sunshine, 49.6 hours less than the average for the last fifty-six years, the six growing months, April-September, had 1,328.5 hours or 11.3 hours less than the average. Seven months were above normal and five below. June had the greatest departure above with 58.9 hours and October the greatest below with 43.1 hours.

PRECIPITATION.—The fall of both rain and snow for the five winter months including November, 1937, and March, 1938, is given in the following table for five years, together with the average for the fifty-seven years, 1882-1938. Ten inches of snow is equivalent to one inch of rain.

Months	1938	1937	1936	1935	1934	1934- 1938	1882- 1938
	in.	in.	in.	in.	in.	in.	in.
November, 1937:							
Rain.....	2.12	1.15	2.59	2.88	1.59	2.07	2.01
Snow.....	4.4	11.0	6.1	4.0	20.8	9.3	7.5
December, 1937:							
Rain.....	0.27	1.75	0.41	0.37	1.20	0.80	1.21
Snow.....	22.9	12.4	15.5	18.2	20.5	17.9	15.4
January, 1938:							
Rain.....	0.70	2.82	0.28	1.06	0.78	1.13	0.94
Snow.....	17.0	11.3	20.5	21.5	14.7	17.0	18.4
February, 1938:							
Rain.....	2.18	1.27	0.37	0.53	0.00	0.87	0.72
Snow.....	9.4	11.9	19.6	12.7	12.4	5.2	15.3
March, 1938:							
Rain.....	2.07	0.15	1.82	1.06	1.31	1.28	1.18
Snow.....	7.2	11.0	17.9	8.1	12.1	11.2	11.0
Five Months:							
Rain.....	7.34	7.14	5.47	5.90	4.88	6.15	6.06
Snow.....	60.9	57.6	79.6	64.5	80.5	68.6	67.6

The total amount of rainfall for the five months was 7.34 inches or 1.22 above the average for the fifty-seven years, 1882-1938. The total amount of snowfall was 60.9 inches or 6.7 below normal.

The rainfall for the six months, April–September, comprising what is regarded as the growing season for most crops, is given in the following table covering the last five years, 1933–1937, and the normal for the fifty-six years, 1882–1937.

Months	1937	1936	1935	1934	1933	1933– 1937	1882– 1937
	in.	in.	in.	in.	in.	in.	in.
April.....	3.52	1.95	1.30	2.02	2.53	2.26	1.90
May.....	2.61	1.16	1.90	1.19	2.66	1.90	2.67
June.....	2.88	2.64	4.31	2.96	1.94	2.95	2.82
July.....	3.10	1.34	3.14	1.99	1.77	2.27	2.85
August.....	2.97	2.37	1.89	1.89	2.74	2.37	2.62
September.....	3.09	3.85	2.84	4.34	2.50	3.33	2.80
Total for six months...	18.17	13.31	15.38	14.39	14.14	15.08	15.66

The rainfall for the six months, April–September, was 18.17 inches or 4.86 inches above preceding year, and in comparison with the fifty-six years 2.51 inches above. Five months were above normal and one below. April, with 1.62 above and May with 0.06 below, had the greatest departures during the growing season.

TEMPERATURES, 1937

TABLE I.—Showing for each month the highest, lowest, mean daily range and mean temperature at the principal stations in Ontario for 1937; also the annual mean for each station.

Months	Southampton	Chatham	London	Woodstock	Vineland	Toronto	Lindsay	Beatrice	Ottawa	Montreal River
January:	°	°	°	°	°	°	°	°	°	°
Highest.....	55.2	57.0	55.0	54.0	57.0	52.6	49.1	48.0	48.0	42.0
Lowest.....	5.8	2.0	-2.6	2.0	10.8	10.8	1.8	-16.0	-8.0	-40.0
Daily range.....	14.2	13.7	15.0	13.9	11.9	12.5	15.6	16.8	17.3	36.1
Monthly mean.....	26.4	29.3	27.6	27.1	32.2	31.1	25.4	22.4	22.1	6.7
February:										
Highest.....	52.2	56.0	53.5	53.0	58.7	50.0	46.0	43.0	41.0	47.0
Lowest.....	0.0	11.0	1.0	3.0	6.4	4.6	-2.0	8.0	-4.0	-29.0
Daily range.....	12.4	12.2	13.6	16.2	11.8	11.8	14.7	18.6	15.7	29.1
Monthly mean.....	24.4	28.3	25.0	26.4	29.1	27.9	21.7	20.2	20.0	12.3
March:										
Highest.....	37.8	50.0	44.9	44.0	44.7	44.7	41.0	38.0	37.0	41.0
Lowest.....	0.8	12.0	5.7	5.0	12.6	9.2	-5.0	-13.0	-12.0	-26.6
Daily range.....	11.9	13.8	13.5	12.3	10.2	12.2	16.6	18.0	14.6	25.2
Monthly mean.....	24.2	30.1	27.4	26.7	29.8	28.6	23.0	20.8	21.2	14.2
April:										
Highest.....	70.2	68.0	65.5	63.8	64.7	64.9	70.0	74.0	68.0	77.0
Lowest.....	24.0	26.0	25.1	26.8	30.2	29.0	27.0	21.0	19.0	0.0
Daily range.....	13.7	15.8	15.0	14.7	12.6	12.8	14.5	18.7	17.8	24.9
Monthly mean.....	39.6	43.6	41.6	41.1	43.5	43.2	39.6	39.3	40.9	37.8
May:										
Highest.....	87.5	90.0	85.3	84.2	84.9	84.5	86.5	87.0	89.0	90.0
Lowest.....	30.8	34.0	32.0	34.5	37.2	37.5	30.8	24.0	31.0	21.0
Daily range.....	18.5	20.7	20.4	19.4	17.6	20.7	22.2	26.8	22.7	34.9
Monthly mean.....	51.6	56.7	54.5	55.4	55.4	55.0	55.6	53.1	56.3	52.5
June:										
Highest.....	82.5	85.0	86.0	83.9	82.8	83.7	91.6	86.0	84.0	94.0
Lowest.....	38.0	44.0	41.7	54.8	48.4	47.8	42.6	36.0	46.0	32.0
Daily range.....	20.4	18.3	19.0	18.6	15.0	17.1	24.1	28.6	21.7	32.9
Monthly mean.....	60.1	65.8	63.6	64.1	65.0	65.9	65.1	60.5	64.6	60.0
July:										
Highest.....	87.5	93.0	90.5	89.5	93.3	94.6	94.0	90.0	93.0	97.0
Lowest.....	43.8	48.0	43.3	44.0	50.2	47.2	43.0	38.0	49.0	38.0
Daily range.....	19.0	20.5	21.0	19.0	17.3	18.4	15.2	26.1	22.2	32.1
Monthly mean.....	66.7	72.0	69.4	69.2	71.9	71.4	65.5	66.3	69.6	64.6
August:										
Highest.....	88.0	92.0	88.2	87.0	92.8	88.7	95.0	89.0	92.0	90.0
Lowest.....	47.0	55.0	48.1	49.0	53.5	53.4	46.0	40.0	48.0	33.0
Daily range.....	27.7	21.3	21.1	20.5	16.4	18.6	25.5	25.2	22.7	29.9
Monthly mean.....	68.7	73.6	70.4	70.2	72.2	72.5	70.8	67.0	70.6	64.9
September:										
Highest.....	87.0	91.0	91.0	89.0	90.3	90.1	91.0	86.0	90.0	84.0
Lowest.....	34.0	34.0	32.0	36.0	32.3	37.2	33.0	27.0	34.0	25.0
Daily range.....	18.3	20.0	22.4	21.9	17.5	19.6	21.5	22.8	21.1	25.4
Monthly mean.....	57.6	61.4	57.4	57.6	61.0	60.1	56.7	54.4	57.2	52.1
October:										
Highest.....	70.0	81.0	77.0	77.0	78.2	78.0	76.0	68.0	73.0	68.0
Lowest.....	26.0	27.0	23.0	23.0	30.0	28.5	22.0	21.0	19.0	19.0
Daily range.....	12.7	13.8	15.5	14.6	13.4	12.6	16.1	15.5	15.3	17.4
Monthly mean.....	44.7	48.4	45.2	44.6	48.3	47.5	43.5	41.6	44.3	38.8
November:										
Highest.....	60.0	61.0	59.0	61.0	66.3	58.8	56.6	52.0	55.0	52.0
Lowest.....	20.0	18.0	17.0	20.0	21.9	20.2	15.0	5.0	14.0	6.0
Daily range.....	11.3	11.3	14.6	12.2	11.7	10.7	13.3	14.7	11.5	13.2
Monthly mean.....	36.7	38.4	35.8	35.1	40.4	38.5	34.7	32.8	34.2	30.9
December:										
Highest.....	41.0	42.0	41.0	36.0	42.9	43.1	38.0	36.0	36.0	35.0
Lowest.....	-6.0	1.5	-9.0	-3.0	9.5	2.0	-5.8	-14.0	-23.0	-30.0
Daily range.....	11.8	11.2	12.9	10.1	10.1	11.1	26.1	16.3	15.8	24.2
Monthly mean.....	23.9	25.0	22.7	23.1	27.9	27.4	14.4	18.1	14.9	11.8
The year.....	43.7	47.7	45.1	45.1	48.1	47.4	43.0	41.4	42.9	37.2

AVERAGE TEMPERATURE FOR FIFTY-SIX YEARS

TABLE II.—Showing for each month the monthly average for the highest, lowest, mean daily range and mean temperature at the principal stations in Ontario, derived from the fifty-six years, 1882-1937; also the annual mean at each station for the same period.

Months	Southampton	Chatham	London	Woodstock	Vineland	Toronto	Lindsay	Beatrice	Ottawa	Montreal River
January:	°	°	°	°	°	°	°	°	°	°
Highest.....	44.4	46.7	45.8	45.6	49.4	45.5	41.7	40.8	40.8	38.2
Lowest.....	-6.8	-6.4	-8.7	-9.4	-3.6	-6.0	-19.1	-26.8	-20.8	-34.4
Daily range.....	14.2	12.5	14.8	15.1	14.1	14.2	18.0	20.1	17.7	24.9
Monthly mean.....	21.2	22.8	21.9	20.7	25.3	23.1	16.4	14.3	12.1	6.0
February:										
Highest.....	43.9	49.4	46.4	45.3	48.2	45.1	41.7	41.6	40.5	41.2
Lowest.....	-11.4	-6.9	-9.7	-9.7	-4.5	-6.2	-17.3	-25.9	-19.5	-34.7
Daily range.....	16.3	14.2	16.4	16.2	15.0	14.8	19.5	21.9	18.9	27.7
Monthly mean.....	18.9	22.2	20.7	19.6	23.4	21.8	15.7	13.6	13.0	8.2
March:										
Highest.....	54.3	60.2	59.5	57.1	59.9	56.8	52.9	50.8	50.0	51.2
Lowest.....	-1.8	2.8	0.9	1.0	6.7	5.1	-5.9	-12.6	-7.2	-22.9
Daily range.....	16.4	15.5	17.3	16.2	14.7	14.4	18.4	20.5	17.4	25.6
Monthly mean.....	27.2	31.3	30.3	28.7	32.6	30.5	26.1	23.8	25.1	20.1
April:										
Highest.....	72.1	77.2	75.7	73.7	76.4	71.3	74.2	71.2	73.7	72.1
Lowest.....	16.1	19.8	18.7	18.2	21.4	21.5	14.6	10.1	15.8	4.0
Daily range.....	17.4	18.7	20.6	19.3	17.1	16.6	20.9	21.1	19.2	24.4
Monthly mean.....	40.0	44.3	43.1	42.0	43.9	42.8	41.2	38.9	41.2	37.3
May:										
Highest.....	79.8	84.3	83.5	81.0	84.6	81.2	83.3	81.0	83.6	84.5
Lowest.....	28.3	30.1	29.2	29.4	32.9	32.2	27.6	25.7	30.9	19.5
Daily range.....	19.4	21.7	23.1	21.7	20.4	19.3	24.3	23.6	21.9	27.2
Monthly mean.....	50.7	55.8	55.0	53.5	54.6	54.1	53.8	51.8	54.9	55.9
June:										
Highest.....	85.1	89.8	89.4	86.5	90.9	87.9	89.2	86.6	88.4	90.1
Lowest.....	37.3	39.2	38.0	38.8	41.5	42.3	38.0	35.2	41.2	32.7
Daily range.....	19.8	22.0	23.4	22.0	21.2	20.3	24.8	24.6	21.6	28.3
Monthly mean.....	60.3	65.6	64.8	63.4	65.1	64.3	63.6	61.7	64.6	60.9
July:										
Highest.....	87.7	94.0	93.0	90.0	93.2	91.9	92.2	89.6	91.4	92.1
Lowest.....	44.1	45.5	44.2	44.6	48.3	49.2	44.0	41.7	48.1	39.2
Daily range.....	19.9	22.5	23.5	22.3	21.1	20.2	24.8	23.8	12.0	28.7
Monthly mean.....	66.1	70.5	69.5	67.9	71.1	69.6	67.9	66.2	64.5	65.9
August:										
Highest.....	86.3	91.7	91.1	88.5	92.9	89.5	90.3	87.4	89.2	88.4
Lowest.....	42.0	44.0	41.2	42.0	46.1	46.9	40.6	37.6	44.0	36.0
Daily range.....	18.4	21.7	23.5	22.9	20.8	21.4	24.5	23.5	21.2	26.0
Monthly mean.....	64.7	68.3	67.0	65.4	68.9	66.6	65.6	63.7	66.4	62.0
September:										
Highest.....	84.4	88.6	87.4	85.1	89.3	85.7	85.7	83.1	85.2	83.6
Lowest.....	34.5	35.4	32.3	32.9	36.3	37.0	31.7	29.7	33.6	28.2
Daily range.....	18.2	20.2	22.3	21.1	20.0	18.6	22.8	21.8	20.8	24.0
Monthly mean.....	59.2	62.4	60.8	59.4	62.7	60.8	58.5	57.1	58.7	54.7
October:										
Highest.....	74.5	77.2	76.1	74.2	77.4	74.0	74.3	72.1	72.8	72.6
Lowest.....	25.8	26.8	24.1	24.1	26.7	27.3	21.3	20.2	24.1	17.2
Daily range.....	16.0	17.6	19.9	18.5	18.3	16.3	20.0	18.9	17.8	19.9
Monthly mean.....	48.1	50.4	48.5	47.3	50.6	48.9	46.3	45.3	46.2	42.6
November:										
Highest.....	61.6	63.9	62.3	61.6	65.4	60.9	59.6	58.6	59.1	55.7
Lowest.....	14.2	14.9	13.1	12.3	17.7	15.7	6.4	4.9	7.4	-2.0
Daily range.....	13.1	12.6	14.4	14.0	13.8	12.7	15.4	14.7	12.7	15.4
Monthly mean.....	36.7	38.2	36.9	35.8	39.6	37.8	33.9	32.8	32.9	28.8
December:										
Highest.....	48.6	50.1	51.6	48.6	52.7	48.8	45.4	44.2	43.2	42.7
Lowest.....	0.1	1.4	-1.7	-2.7	0.9	0.1	-12.6	-16.1	-14.7	-25.5
Daily range.....	12.3	11.0	13.1	13.0	12.4	12.3	16.0	17.0	14.8	19.9
Monthly mean.....	26.4	27.3	26.3	25.1	29.1	27.5	21.2	20.0	17.9	13.4
The year.....	43.3	46.6	45.4	44.1	47.2	45.7	42.5	40.8	41.5	38.0

RAIN AND SNOW

TABLE III.—Summary of the total fall of rain and snow and the number of days on which rain and snow fell in Ontario during 1937, at stations reporting the whole year, and the average of the Province.

Stations	Rain		Snow		Stations	Rain		Snow	
	Inches	Days	Inches	Days		Inches	Days	Inches	Days
ALGOMA:					NORFOLK:				
Biscotasing.....	24.30	83	93.3	61	Simcoe.....	40.03	110	29.1	18
Franz.....	20.50	104	144.7	79	NORTHUMBERLAND:				
Kapusking.....	15.64	90	93.0	57	Healey Falls.....	31.80	91	36.7	25
Steep Hill Falls....	23.47	57	214.7	51	OXFORD:				
BRANT:					Woodstock.....	34.20	122	26.7	34
Brantford.....	38.12	91	30.3	27	PARRY SOUND:				
Paris.....	41.44	136	27.5	27	Magnetawan.....	23.60	85	109.2	71
BRUCE:					NIPISSING:				
Southampton.....	24.97	109	97.2	67	Parry Sound.....	31.04	120	137.1	92
Tobermory.....	30.12	54	48.5	20	PEEL:				
Walkerton.....	28.59	92	93.0	35	Alton.....	In complete			
CARLETON:					PERTH:				
Ottawa.....	31.38	120	59.1	45	Stratford.....	32.74	101	60.3	43
DUNDAS:					PETERBOROUGH:				
Morrisburg.....	29.40	104	76.5	51	Apsley.....	29.24	112	64.9	50
Orono.....	27.71	91	49.2	40	Lakefield.....	28.48	69	39.4	31
ELGIN:					Peterborough.....	28.05	120	52.8	47
St. Thomas.....	39.02	107	28.2	24	RAINY RIVER:				
ESSEX:					Emo.....				
Harrow.....	37.11	116	19.5	25	Fort Frances.....	27.94	55	74.6	48
Leamington.....	33.09	103	20.5	17	Kenora.....	20.06	52	66.5	34
FRONTENAC:					Mine Centre.....	16.16	48	63.3	45
Kingston.....	35.37	125	47.9	36	Sioux Lookout.....	20.14	100	86.7	80
GREY:					Atikokan.....	19.55	43	79.5	37
Eugenia.....	In complete				RENFREW:				
HALTON:					Clontarf.....	25.45	70	72.3	29
Georgetown.....	In complete				Pembroke.....	24.14	67	48.3	29
HASTINGS:					SIMCOE:				
Belleville.....	25.78	122	68.3	55	Beeton.....	20.36	79	32.8	15
Queensboro.....					Orillia.....	29.66	114	72.1	56
Trenton.....	27.46	95	59.0	35	Washago.....	27.26	102	54.6	38
HURON:					SUDBURY:				
Brucefield.....	24.86	84	75.3	84	Chapleau.....	20.01	91	86.6	50
Lucknow.....	21.45	85	105.4	56	Coniston.....	25.46	75	103.4	59
Ridgecrest.....	24.19	70	44.5	27	Timmins.....	19.25	85	112.5	80
KENORA:					THUNDER BAY:				
Ignace.....	23.75	60	143.5	38	Kakabeka Falls....	20.10	78	93.4	36
KENT:					Port Arthur.....	25.39	79	176.4	40
Chatham.....	28.99	94	35.3	23	Schreiber.....	28.39	75	127.3	56
LEEDS:					VICTORIA:				
Brockville.....	29.69	69	60.5	18	Fenelon Falls.....	25.71	104	63.0	35
LINCOLN:					Lindsay.....	24.73	105	48.0	49
St. Catharines.....	25.77	95	36.4	19	WELLAND:				
Vineland.....	28.57	115	25.3	31	Welland.....	37.85	114	59.4	43
MANITOULIN:					WELLINGTON:				
Providence Bay....	21.64	41	59.0	25	Guelph.....	33.56	101	26.3	30
MIDDLESEX:					YORK:				
London.....	36.95	117	54.3	52	Agincourt.....	32.08	106	34.1	39
Lucan.....	40.77	114	84.8	44	Toronto.....	30.44	113	24.3	32
MUSKOKA:					Average for the				
Beatrice.....	30.67	91	98.0	35	Province 1937...	27.46	91	67.2	44
NIPISSING:					1936.....	21.78	84	90.2	79
Algonquin Park....	20.36	67	127.2	67	1935.....	23.00	82	68.1	42
Haileybury.....	23.45	97	87.3	78	1882-1937....	24.31	74	72.9	40
Iroquois Falls....	19.30	82	109.3	68					
Madawaska.....	16.46	56	42.5	16					
Montreal River....	26.07	94	93.6	69					
North Bay.....	25.47	79	50.8	57					
Rutherglen.....	15.57	61	77.5	34					

RAIN AND SNOW

TABLE IV.—Monthly summary of inches of rain and snow in precipitation in the several districts in Ontario in 1937. Also the average derived from the fifty-six years, 1882-1937.

Months	West and Southwest		North and Northwest		Centre		East and Northeast		The Province	
	Rain	Snow	Rain	Snow	Rain	Snow	Rain	Snow	Rain	Snow
1937	in.	in.	in.	in.	in.	in.	in.	in.	in.	in.
January.....	3.82	5.3	0.14	26.8	3.70	7.4	3.62	5.8	2.82	11.3
February.....	1.59	7.7	0.31	18.9	1.73	11.6	1.46	9.2	1.27	11.9
March.....	0.28	11.8	0.06	9.1	0.21	10.8	0.13	12.4	0.15	11.0
April.....	6.14	1.0	1.70	9.3	3.63	1.5	2.62	2.7	3.52	3.6
May.....	2.44	2.41	0.5	2.97	2.61	2.61	0.1
June.....	3.65	1.88	2.80	3.20	2.88
July.....	2.66	4.75	2.56	2.42	3.10
August.....	3.48	2.88	2.37	3.14	2.97
September.....	3.08	3.68	3.18	2.40	3.09
October.....	3.20	2.1	2.19	3.5	2.65	2.0	2.59	0.4	2.66	2.0
November.....	1.40	5.3	1.51	8.6	2.19	2.9	3.39	0.7	2.12	4.4
December.....	0.56	16.7	0.09	25.9	0.30	23.1	0.13	25.7	0.27	22.9
The year.....	32.30	49.9	21.54	102.6	28.29	59.3	27.71	56.9	27.46	67.2
1882-1937										
January.....	1.21	15.9	0.49	22.7	1.09	16.6	1.01	19.2	0.95	18.6
February.....	1.02	13.6	0.33	17.6	0.83	14.2	0.60	16.2	0.69	15.4
March.....	1.37	9.0	0.76	13.4	1.30	10.3	1.22	11.7	1.16	11.1
April.....	2.23	2.3	1.47	4.8	2.09	3.1	1.84	3.5	1.90	3.4
May.....	2.96	0.1	2.39	0.3	2.70	0.1	2.62	0.1	2.67	0.2
June.....	2.91	2.75	2.79	2.82	2.82
July.....	2.72	3.03	2.83	2.82	2.85
August.....	2.68	2.78	2.42	2.62	2.62
September.....	2.78	3.15	Trace	2.60	2.67	Trace	2.80
October.....	2.71	0.9	2.76	2.6	2.57	0.8	2.49	1.0	2.63	1.3
November.....	2.29	5.9	1.65	12.0	2.09	5.4	2.01	6.8	2.01	7.5
December.....	1.85	14.3	0.66	20.0	1.17	13.0	1.07	14.4	1.21	15.4
The year.....	26.73	62.0	22.22	93.4	24.48	63.5	23.79	72.9	24.31	72.9

SUNSHINE

TABLE V.—Monthly summary of bright sunshine at the principal stations in Ontario for 1937 showing the number of hours the sun was above the horizon, the hours of registered sunshine, the total for the year and average derived from the fifty-six years, 1882-1937.

Months	Sun above horizon	Woodstock	Toronto	Lindsay	Kingston	Ottawa	Average of five stations		
							1937	1936	1882-1937
1937	hrs.	hrs.	hrs.	hrs.	hrs.	hrs.	hrs.	hrs.	hrs.
January.....	285.7	77.5	78.0	63.2	75.9	96.6	78.2	61.6
February.....	291.4	109.5	104.0	80.6	91.3	107.9	98.6	113.6
March.....	369.9	156.3	152.0	130.9	136.8	132.2	141.6	96.5
April.....	406.4	140.4	151.0	133.7	143.4	187.9	151.3	111.6
May.....	461.1	231.1	211.0	192.1	212.2	211.2	211.5	256.6
June.....	465.7	272.0	271.0	246.7	231.5	273.3	258.9	267.9
July.....	470.9	271.8	278.0	253.7	300.1	299.8	280.7	320.8
August.....	434.5	219.7	242.0	211.3	249.1	260.3	236.5	220.0
September.....	376.3	211.8	224.0	160.4	180.8	171.0	189.6	194.9
October.....	340.2	79.6	105.0	83.6	111.4	97.4	95.4	137.3
November.....	286.9	93.2	89.0	74.3	82.8	64.5	80.8	92.0
December.....	274.3	69.5	73.0	58.5	76.4	70.1	69.5	82.2
For year.....	4,463.3	1,932.4	1,978.0	1,689.0	1,891.7	1,972.2	1,892.6	1,955.0
1882-1937									
January.....		66.6	77.3	71.9	79.5	89.0			76.9
February.....		93.4	107.3	98.4	110.6	113.1			104.6
March.....		125.6	150.4	138.2	143.5	149.1			141.4
April.....		166.8	185.0	171.2	177.0	188.1			177.6
May.....		218.1	228.0	205.6	213.6	218.7			216.8
June.....		257.2	265.5	230.9	250.4	245.5			249.9
July.....		280.9	288.2	246.8	274.1	264.8			271.0
August.....		238.6	254.5	222.2	249.5	245.0			241.9
September.....		178.0	204.4	174.5	182.3	174.8			182.8
October.....		145.9	152.3	126.0	135.7	132.8			138.5
November.....		76.3	83.1	68.7	79.9	80.4			77.7
December.....		56.0	65.5	57.1	69.0	68.1			63.1
For year.....		1,903.4	2,061.5	1,811.5	1,965.1	1,969.4			1,942.2

RURAL AREA ASSESSED

TABLE VI.—Showing by County Municipalities the rural area of Ontario as returned by Municipal Assessors for 1937 to the Department of Municipal Affairs.

Counties and Districts	Acres of Assessed Land			Acres Cleared			Per cent. cleared
	Resident	Non-resident	Total	Resident	Non-resident	Total	
Algoma.....	260,810	69,627	330,437	67,720	4,177	71,897	21.76
Brant.....	213,098	1,598	214,696	177,223	682	177,905	82.86
Bruce.....	918,976	11,012	929,988	576,054	6,285	582,339	62.62
Carleton.....	539,708	22,871	562,579	373,719	11,993	385,712	68.56
Cochrane.....	125,819	51,097	176,916	24,289	4,351	28,640	16.19
Dufferin.....	356,042	356,042	284,520	284,520	79.91
Dundas.....	240,933	240,933	192,077	192,077	79.72
Durham.....	367,772	3,881	371,653	314,731	2,220	316,951	85.28
Elgin.....	432,200	4,868	437,068	363,211	3,881	367,092	83.99
Essex.....	405,606	13,266	418,872	368,612	11,712	380,324	90.80
Frontenac.....	647,005	66,848	713,853	290,351	12,383	302,734	42.41
Glengarry.....	287,618	1,173	288,791	197,990	750	198,740	68.82
Grenville.....	268,479	3,688	272,167	183,846	2,841	186,687	68.59
Grey.....	1,063,990	1,510	1,065,500	693,587	980	694,567	65.19
Haldimand.....	280,593	2,028	282,621	247,549	1,541	249,090	88.14
Haliburton.....	429,701	51,695	481,396	40,574	7,762	48,336	10.04
Halton.....	214,770	9,214	223,984	171,937	2,581	174,518	77.92
Hastings.....	954,703	128,413	1,083,116	392,334	16,026	408,360	37.70
Huron.....	789,428	10,787	800,215	671,328	9,217	680,545	85.05
Kenora.....	84,607	13,695	98,302	11,442	1,293	12,735	12.95
Kent.....	558,961	9,164	568,125	500,247	7,226	507,473	89.32
Lambton.....	658,024	3,629	661,653	560,811	3,074	563,885	85.22
Lanark.....	659,022	5,953	664,975	337,096	3,325	340,421	51.19
Leeds.....	461,612	7,887	469,499	266,388	2,725	269,113	57.32
Lennox & Addington.....	403,987	15,574	419,561	250,648	1,521	252,169	60.10
Lincoln.....	188,473	430	188,903	163,813	292	164,105	86.87
Manitoulin.....	288,076	79,606	367,682	51,908	1,702	53,610	14.58
Middlesex.....	746,062	7,256	753,318	672,861	6,494	679,355	90.18
Muskoka.....	512,106	39,047	551,153	69,914	3,181	73,095	13.26
Nipissing.....	313,083	18,071	331,154	84,014	3,324	87,338	26.37
Norfolk.....	392,868	1,324	394,192	268,019	670	268,689	68.16
Northumberland.....	435,408	1,229	436,637	350,449	1,067	351,516	80.51
Ontario.....	497,491	8,180	505,671	378,802	3,088	381,890	75.52
Oxford.....	471,246	1,882	473,128	408,720	1,274	409,994	86.66
Parry Sound.....	514,260	79,256	593,516	88,947	7,203	96,150	16.20
Peel.....	285,217	3,375	289,096	261,719	2,743	264,462	91.48
Perth.....	512,568	6,545	519,113	457,241	4,327	461,568	88.91
Peterborough.....	517,346	55,119	572,465	250,174	7,725	257,899	45.05
Prescott.....	285,242	4,359	289,601	223,583	3,107	226,690	78.28
Prince Edward.....	235,246	235,246	198,706	198,706	84.47
Rainy River.....	332,863	58,391	391,254	59,084	7,351	66,435	16.98
Renfrew.....	995,194	85,859	1,081,053	381,642	22,982	404,624	37.43
Russell.....	228,166	22,964	251,130	160,867	12,580	173,447	69.07
Simcoe.....	962,217	5,268	967,485	697,153	1,550	698,703	72.22
Stormont.....	247,357	247,357	178,256	178,256	72.06
Sudbury.....	306,405	122,759	429,164	69,016	18,067	87,083	20.29
Thunder Bay.....	523,329	30,264	553,593	61,729	2,918	64,647	11.68
Timiskaming.....	250,019	43,875	293,894	79,051	5,286	84,337	28.70
Victoria.....	571,620	18,999	590,619	293,961	7,613	301,574	51.06
Waterloo.....	306,009	306,009	257,443	257,443	84.13
Welland.....	218,385	3,426	221,811	182,133	1,303	183,436	82.70
Wellington.....	624,560	624,560	518,057	518,057	82.95
Wentworth.....	264,758	264,758	206,107	206,107	77.85
York.....	520,315	6,630	526,945	443,982	105	444,087	84.28
The Province:							
1937.....	24,169,857	1,213,592	25,383,449	15,075,635	244,498	15,320,133	60.35
1936.....	24,057,159	1,217,566	25,274,725	14,933,694	280,054	15,213,748	60.19
1935.....	24,046,688	1,257,957	25,304,645	14,978,012	237,152	15,215,164	60.13

NOTE.—Statistics regarding non-resident lands which should include unoccupied lands assessable are not satisfactory, as many assessors do not make any distinction on their rolls.

FALL WHEAT AND SPRING WHEAT

TABLE VII.—Showing by County Municipalities of Ontario the area, produce and market value of Fall Wheat and Spring Wheat for the year 1937, together with the comparative totals for the Province for 1936.

Counties and Districts	Fall Wheat				Spring Wheat			
	Acres	Per acre	Bushels	Market value	Acres	Per acre	Bushels	Market value
				\$				\$
Algoma.....	166	21.2	3,519	4,409	1,202	13.0	15,626	18,017
Brant.....	14,742	26.3	387,715	403,999	207	16.8	3,478	3,492
Bruce.....	26,307	28.2	741,857	758,920	1,452	20.6	29,911	29,911
Carleton.....	171	24.6	4,207	4,459	4,424	17.8	78,747	82,684
Cochrane.....	54	21.8	1,177	1,437	328	18.5	6,068	6,881
Dufferin.....	4,021	30.1	121,032	126,842	2,444	20.4	49,858	50,307
Dundas.....	95	25.1	2,385	2,483	1,428	18.1	25,847	27,139
Durham.....	9,627	28.8	277,258	280,862	2,625	16.7	43,838	42,216
Elgin.....	21,207	24.3	515,330	518,937	213	17.3	3,685	3,501
Essex.....	58,434	18.3	1,069,342	1,091,798	1,281	16.5	21,137	20,566
Frontenac.....	314	24.3	7,630	7,958	1,712	17.6	30,131	31,638
Glengarry.....	253	23.7	5,996	6,392	2,167	14.0	30,338	31,976
Grenville.....	69	25.0	1,725	1,880	602	19.1	11,498	12,498
Grey.....	23,459	29.5	692,041	728,719	2,748	19.6	53,861	55,477
Haldimand.....	21,734	23.7	515,096	537,245	1,403	16.6	23,290	23,337
Haliburton.....	18	23.6	425	429	69	14.3	987	946
Halton.....	9,832	30.1	295,943	302,454	2,131	19.1	40,702	40,580
Hastings.....	4,016	21.8	87,549	91,226	1,984	16.8	33,331	33,131
Huron.....	46,184	26.9	1,242,350	1,295,771	2,327	20.2	47,005	47,005
Kenora.....	22	22.3	491	594	293	15.6	4,571	5,051
Kent.....	77,027	23.0	1,771,621	1,817,683	2,107	15.0	31,605	31,194
Lambton.....	59,633	22.9	1,365,596	1,435,241	1,359	16.2	22,016	22,258
Lanark.....	259	27.1	7,018	7,727	3,218	17.6	56,637	62,018
Leeds.....	272	23.2	6,310	6,771	1,264	16.8	21,235	22,721
Lennox & Add'gton	812	28.5	23,142	24,993	1,922	18.1	34,788	37,014
Lincoln.....	9,319	24.4	227,384	232,614	403	17.3	6,972	6,853
Manitoulin.....	487	18.6	9,058	11,259	843	10.3	8,683	9,777
Middlesex.....	48,356	27.2	1,315,283	1,360,003	825	18.0	14,850	14,850
Muskoka.....	64	19.5	1,248	1,248	127	16.5	2,096	1,991
Nipissing.....	42	23.5	987	1,156	654	12.8	8,371	9,233
Norfolk.....	14,442	24.1	348,052	351,533	486	16.4	7,970	7,731
Northumberland...	10,713	29.1	311,748	325,153	2,332	17.9	41,743	41,451
Ontario.....	12,096	32.1	388,282	402,648	3,316	18.4	61,014	60,282
Oxford.....	28,721	29.1	835,781	877,570	569	17.3	9,844	9,942
Parry Sound.....	38	20.7	787	787	403	16.2	6,529	6,203
Peel.....	13,077	32.6	426,310	441,657	3,006	20.2	60,721	60,478
Perth.....	27,667	26.7	738,709	773,428	704	20.8	14,643	14,892
Peterborough.....	9,585	29.1	278,924	285,618	1,313	16.8	22,058	21,462
Prescott.....	231	21.3	4,920	5,023	1,533	13.2	20,236	21,106
Prince Edward....	2,914	27.4	79,844	79,844	1,248	14.3	17,846	16,989
Rainy River.....	181	17.5	3,168	3,973	968	12.2	11,810	13,428
Renfrew.....	407	26.0	10,582	11,259	14,257	13.0	185,341	192,013
Russell.....	77	24.3	1,871	1,974	1,205	16.4	19,762	20,552
Simcoe.....	56,232	28.3	1,591,366	1,677,300	2,649	17.3	45,828	46,836
Stormont.....	65	24.9	1,619	1,710	603	16.7	10,070	10,473
Sudbury.....	54	23.6	1,274	1,478	991	12.1	11,991	13,046
Thunder Bay.....	51	21.8	1,112	1,323	857	17.3	14,826	16,501
Timiskaming.....	59	20.5	1,210	1,464	1,628	16.4	26,699	30,490
Victoria.....	11,813	26.3	310,682	321,556	1,815	18.0	32,670	32,147
Waterloo.....	22,542	28.1	633,430	665,735	381	21.4	8,153	8,226
Welland.....	18,337	19.9	364,906	379,502	307	16.1	4,943	4,943
Wellington.....	13,085	29.1	380,774	396,767	3,324	21.3	70,801	71,297
Wentworth.....	12,219	28.0	342,132	359,239	522	17.8	9,292	9,385
York.....	27,211	34.3	933,337	995,871	5,995	20.8	124,696	124,322
The Province:								
1937.....	718,813	26.0	18,691,535	19,427,921	94,174	17.0	1,600,648	1,638,457
1936.....	509,306	24.5	12,478,456	13,601,343	97,972	17.7	1,735,147	1,874,293

OATS AND BARLEY

TABLE VIII.—Showing by County Municipalities of Ontario the area, produce and market value of Oats and Barley for the year 1937, together with the comparative totals for the Province for 1936.

Counties and Districts	Oats				Barley			
	Acres	Per acre	Bushels	Market value	Acres	Per acre	Bushels	Market value
				\$				\$
Algoma	12,859	20 0	257,180	144,535	1,821	19 6	35,692	25,341
Brant	27,927	33 1	924,384	353,115	5,958	29 8	177,548	101,380
Bruce	83,727	34 4	2,880,209	1,209,688	20,751	28 7	595,554	333,510
Carleton	69,003	31 6	2,180,495	985,584	13,929	31 9	444,335	266,601
Cochrane	5,557	27 3	151,706	64,172	889	25 3	22,492	14,642
Dufferin	44,946	30 5	1,370,853	592,208	16,748	23 7	396,928	223,074
Dundas	17,018	19 9	338,658	156,121	8,109	24 3	197,049	118,426
Durham	38,173	30 0	1,145,190	468,383	10,152	25 7	260,906	158,109
Elgin	47,626	35 9	1,709,773	642,875	5,737	33 0	189,321	102,801
Essex	64,322	30 2	1,972,724	743,717	7,726	28 0	216,328	108,380
Frontenac	32,695	22 8	745,446	339,923	4,014	26 5	106,371	66,269
Glengarry	41,639	22 1	920,222	462,872	7,186	23 6	169,590	105,146
Grenville	25,589	19 9	509,221	252,064	3,521	24 2	85,208	53,085
Grey	124,045	35 6	4,416,002	1,788,481	33,579	27 5	923,423	521,734
Haldimand	37,139	32 7	1,214,445	466,347	7,304	30 5	222,772	129,653
Haliburton	6,730	25 0	168,250	71,170	684	21 0	14,364	8,058
Halton	25,213	38 8	978,264	384,458	8,444	29 1	245,720	142,763
Hastings	71,488	27 3	1,951,622	833,343	13,526	25 6	346,266	198,064
Huron	97,605	35 5	3,464,978	1,382,526	33,157	29 3	971,500	553,755
Kenora	3,527	32 3	113,922	58,100	719	27 5	19,772	12,931
Kent	63,194	34 1	2,154,915	831,797	15,371	28 8	442,685	254,101
Lambton	76,918	32 2	2,476,760	943,646	15,781	27 3	430,821	233,505
Lanark	36,343	29 8	1,083,021	523,099	7,997	26 4	211,121	135,962
Leeds	37,062	23 6	874,663	422,462	4,346	23 8	103,435	69,301
Lennox & Add'gton	30,606	30 1	921,241	416,401	6,713	27 3	183,265	120,039
Lincoln	18,959	33 4	633,231	260,891	1,826	29 2	53,319	31,991
Manitoulin	7,131	22 8	162,587	87,960	1,783	18 6	33,164	22,552
Middlesex	93,091	39 3	3,658,476	1,430,464	19,223	34 1	655,504	384,781
Muskoka	11,476	27 3	313,295	142,549	517	21 0	10,857	5,863
Nipissing	16,265	29 6	481,444	222,909	2,444	24 8	60,611	41,337
Norfolk	29,626	35 9	1,063,573	449,891	2,539	28 8	73,123	40,583
Northumberland	54,591	33 0	1,801,503	778,249	8,826	28 7	253,306	155,023
Ontario	52,455	36 7	1,925,099	798,916	15,983	29 5	471,499	274,884
Oxford	51,836	38 5	1,995,686	824,218	10,276	37 0	380,212	229,648
Parry Sound	17,862	32 0	571,584	274,932	1,707	27 8	47,455	30,608
Peel	31,087	38 9	1,209,284	503,062	16,711	31 1	519,712	308,189
Perth	72,568	38 6	2,801,125	1,140,058	25,101	33 0	828,333	477,948
Peterborough	42,422	30 1	1,276,902	575,883	7,987	24 3	194,084	111,792
Prescott	52,109	24 3	1,266,249	610,332	7,786	24 6	191,536	123,349
Prince Edward	23,865	30 2	720,723	307,028	9,355	24 9	232,940	137,435
Rainy River	8,522	27 3	232,651	116,326	4,149	21 4	88,789	58,690
Renfrew	67,002	30 3	2,030,161	933,874	11,777	29 6	348,599	202,187
Russell	38,421	25 8	991,262	427,234	5,933	25 3	150,105	94,716
Simcoe	104,465	36 1	3,771,187	1,572,585	43,942	27 5	1,208,405	705,709
Stormont	29,789	21 8	649,400	316,258	4,007	23 2	92,962	62,285
Sudbury	16,379	22 0	360,338	170,800	2,334	18 6	43,412	27,914
Thunder Bay	5,416	33 1	179,270	81,747	1,422	27 8	39,532	25,142
Timiskaming	15,169	33 2	503,611	255,834	4,034	29 7	119,810	75,121
Victoria	47,766	30 2	1,442,533	636,157	18,319	25 9	474,462	276,137
Waterloo	42,688	38 9	1,660,563	700,758	9,663	34 1	329,508	193,421
Welland	22,421	27 7	621,062	245,941	1,935	23 9	46,247	25,482
Wellington	80,234	35 4	2,840,284	1,170,197	23,008	30 3	697,142	395,280
Wentworth	28,365	37 9	1,075,034	442,914	6,749	31 8	214,618	124,908
York	61,004	41 8	2,549,967	1,019,987	32,441	35 7	1,158,144	680,989
The Province:								
1937	2,263,935	32 6	73,712,238	31,035,041	555,939	28 8	16,029,856	9,380,594
1936	2,345,906	28 5	66,857,962	32,091,668	519,233	27 0	14,018,054	11,214,391

PEAS AND BEANS

TABLE IX.—Showing by County Municipalities of Ontario the area, produce and market value of Peas and Beans for the year 1937, together with the comparative totals for the Province for 1936.

Counties and Districts	Peas				Beans			
	Acres	Per acre	Bushels	Market value	Acres	Per acre	Bushels	Market value
				\$				\$
Algoma.....	575	14.3	8,223	13,157	25	12.3	308	345
Brant.....	1,022	15.0	15,330	23,455	222	15.6	3,463	3,636
Bruce.....	1,965	16.7	32,816	50,208	108	12.1	1,307	1,372
Carleton.....	692	16.4	11,349	18,045	103	13.4	1,380	1,518
Cochrane.....	172	14.2	2,442	3,883	4	13.0	52	65
Dufferin.....	738	17.6	12,989	19,613	21	12.5	263	292
Dundas.....	300	15.6	4,680	7,348	135	12.3	1,661	2,060
Durham.....	4,860	12.2	59,292	93,681	428	13.3	5,692	6,204
Elgin.....	533	16.0	8,528	13,389	9,516	19.2	182,707	195,496
Essex.....	1,189	16.2	19,262	30,434	512	17.3	8,858	9,389
Frontenac.....	193	14.1	2,721	4,245	116	12.2	1,415	1,740
Glengarry.....	95	15.0	1,425	2,209	93	12.6	1,172	1,430
Grenville.....	47	16.2	761	1,218	57	13.1	747	889
Grey.....	2,097	15.1	31,665	50,031	73	15.0	1,095	1,183
Haldimand.....	549	15.4	8,455	13,105	81	15.2	1,231	1,305
Haliburton.....	51	11.6	592	947	9	11.6	104	119
Halton.....	266	15.8	4,203	6,725	29	15.1	438	464
Hastings.....	1,657	12.5	20,713	32,105	162	11.4	1,847	2,069
Huron.....	1,961	16.1	31,572	49,568	8,673	22.7	196,877	210,658
Kenora.....	27	12.7	343	542	4	11.0	44	55
Kent.....	580	15.0	8,700	13,746	26,718	19.6	523,673	549,857
Lambton.....	667	14.3	9,538	15,165	1,527	17.5	26,723	29,128
Lanark.....	480	17.3	8,304	13,203	83	11.8	979	1,145
Leeds.....	63	15.2	958	1,466	58	12.2	708	835
Lennox & Add'gton	680	15.5	10,540	16,864	73	12.8	934	1,074
Lincoln.....	149	16.5	2,310	3,696	102	15.2	1,550	1,705
Manitoulin.....	553	14.1	7,797	12,241	22	13.0	286	346
Middlesex.....	896	14.7	13,171	20,415	5,627	18.6	104,662	114,082
Muskoka.....	164	16.2	2,657	4,251	9	11.6	104	115
Nipissing.....	419	17.4	7,291	11,520	5	13.6	68	84
Norfolk.....	826	15.2	12,555	19,837	145	15.2	2,204	2,380
Northumberland...	2,687	10.8	29,020	43,820	337	15.0	5,055	5,561
Ontario.....	1,250	13.6	17,000	26,010	49	14.7	720	814
Oxford.....	933	14.8	13,808	21,679	112	14.6	1,635	1,782
Parry Sound.....	381	14.7	5,601	8,962	17	13.1	223	254
Peel.....	421	13.6	5,726	8,933	19	12.6	239	263
Perth.....	1,268	18.7	23,712	35,805	58	14.5	841	883
Peterborough.....	2,051	10.7	21,946	33,358	43	12.2	525	578
Prescott.....	436	12.2	5,319	8,032	208	15.5	3,224	3,933
Prince Edward.....	3,043	12.8	38,950	60,762	82	12.3	1,009	1,100
Rainy River.....	71	10.6	753	1,205	8	14.0	112	140
Renfrew.....	10,609	9.7	102,907	162,593	289	11.8	3,410	4,126
Russell.....	305	15.3	4,667	7,327	172	14.2	2,442	3,053
Simcoe.....	3,255	17.7	57,614	89,302	198	13.7	2,713	2,822
Stormont.....	45	13.2	594	950	67	14.1	945	1,181
Sudbury.....	564	15.2	8,573	13,288	22	14.1	310	372
Thunder Bay.....	204	17.1	3,488	5,511	21	14.8	311	389
Timiskaming.....	702	17.4	12,215	18,933	6	14.0	84	105
Victoria.....	2,001	10.6	21,211	32,877	22	12.0	264	296
Waterloo.....	609	18.2	11,084	17,180	74	13.6	1,006	1,097
Welland.....	137	13.9	1,904	3,027	441	12.3	5,424	5,912
Wellington.....	1,598	17.5	27,965	43,625	58	13.9	806	903
Wentworth.....	627	14.6	9,154	14,646	54	13.3	718	790
York.....	695	17.0	11,815	18,550	78	14.0	1,092	1,234
The Province:								
1937.....	58,358	13.6	796,208	1,242,687	57,175	19.3	1,105,660	1,178,628
1936.....	66,831	12.2	815,101	1,263,360	56,344	13.2	743,037	1,501,391

RYE AND BUCKWHEAT

TABLE X.—Showing by County Municipalities of Ontario the area, produce and market value of Rye and Buckwheat for the year 1937, together with the comparative totals for the Province for 1936.

Counties and Districts	Rye				Buckwheat			
	Acres	Per acre	Bushels	Market value	Acres	Per acre	Bushels	Market value
				\$				\$
Algoma	82	14.1	1,156	897	97	18.7	1,814	1,150
Brant	5,226	18.4	96,158	74,330	3,034	19.3	58,556	37,242
Bruce	514	17.3	8,892	6,705	4,403	20.1	88,500	50,445
Carleton	268	19.5	5,226	4,024	6,048	23.5	142,128	81,866
Cochrane	12	14.6	175	141	29	19.2	557	348
Dufferin	1,597	17.5	27,948	20,709	2,874	21.5	61,791	35,283
Dundas	117	18.2	2,129	1,731	2,968	23.7	70,342	41,009
Durham	6,496	15.3	99,389	76,629	7,714	17.1	131,909	76,903
Elgin	2,645	16.8	44,436	34,660	5,729	17.1	97,966	61,327
Essex	684	19.4	13,270	10,497	766	20.7	15,856	10,164
Frontenac	313	16.3	5,102	3,990	1,978	22.2	43,912	26,391
Glengarry	42	18.2	764	604	2,921	21.8	63,678	39,480
Grenville	146	18.1	2,643	2,072	5,593	19.7	110,182	68,313
Grey	238	17.8	4,236	3,245	4,142	19.6	81,183	47,330
Haldimand	614	15.1	9,271	6,796	1,243	14.2	17,651	11,508
Haliburton	41	15.1	619	458	299	17.4	5,203	3,018
Halton	422	18.3	7,723	6,101	986	18.9	18,635	11,274
Hastings	2,931	17.5	51,293	39,444	6,279	17.8	111,766	65,271
Huron	204	17.5	3,570	2,831	8,387	19.8	166,063	101,797
Kenora	5	15.4	77	64	22	17.7	389	259
Kent	1,407	19.5	27,437	20,331	3,439	14.8	50,897	30,182
Lambton	482	17.6	8,483	6,642	1,671	16.4	27,404	15,648
Lanark	195	16.2	3,159	2,537	4,984	20.4	101,674	64,360
Leeds	128	17.5	2,240	1,823	4,759	22.3	106,126	67,284
Lennox & Add'gton	761	17.6	13,394	11,251	3,701	15.3	56,625	35,957
Lincoln	573	17.7	10,142	7,911	527	17.3	9,117	5,479
Manitowlin	46	17.5	805	667	213	16.3	3,472	2,201
Middlesex	869	18.9	16,424	13,188	5,815	21.0	122,115	72,414
Muskoka	103	16.3	1,679	1,269	224	16.7	3,741	2,144
Nipissing	94	17.6	1,654	1,351	266	20.6	5,480	3,507
Norfolk	10,356	16.6	171,910	130,995	4,232	15.6	66,019	39,941
Northumberland	7,989	18.5	147,797	116,760	11,738	18.2	213,632	131,811
Ontario	3,947	18.6	73,414	57,997	11,339	19.7	223,378	129,783
Oxford	1,763	18.5	32,616	25,440	5,091	17.8	90,620	57,091
Parry Sound	38	16.1	612	498	128	18.4	2,355	1,373
Peel	1,322	17.9	23,664	18,789	1,978	18.3	36,197	21,501
Perth	145	18.8	2,726	2,148	4,046	23.8	96,295	56,140
Peterborough	866	17.6	15,242	11,462	5,329	22.2	118,304	66,605
Prescott	67	18.6	1,246	1,034	2,206	18.4	40,590	24,354
Prince Edward	4,150	16.8	69,720	54,382	4,862	13.2	64,178	37,929
Rainy River	107	18.1	1,937	1,615	36	15.9	572	362
Renfrew	4,193	15.9	66,669	52,935	5,027	18.8	94,508	52,546
Russell	62	15.4	955	789	2,834	21.7	61,498	38,006
Simcoe	6,134	16.5	101,211	82,285	13,027	18.5	241,000	142,190
Stormont	22	16.5	363	303	2,366	22.6	53,472	32,030
Sudbury	198	17.4	3,445	2,804	325	15.8	5,135	3,399
Thunder Bay	61	17.9	1,092	877	38	21.5	817	532
Timiskaming	11	17.8	196	165	131	19.6	2,568	1,651
Victoria	528	17.2	9,082	7,020	9,159	19.3	176,769	102,880
Waterloo	908	18.1	16,435	13,575	1,206	21.6	26,050	14,927
Welland	661	17.3	11,435	9,262	1,307	10.0	13,070	7,842
Wellington	574	18.6	10,676	8,370	8,261	21.7	179,264	101,463
Wentworth	729	17.4	12,685	10,275	1,657	16.3	27,009	17,205
York	2,618	17.8	46,600	34,204	7,759	18.8	145,869	86,646
The Province:								
1937	74,704	17.3	1,291,222	1,006,882	195,193	19.2	3,753,901	2,237,761
1936	53,212	17.6	1,044,363	751,119	196,971	20.1	3,959,741	2,732,034

FLAX AND MIXED GRAINS

TABLE XI.—Showing by County Municipalities of Ontario the area, produce and market value of Flax and Mixed Grains for the year 1937, together with the comparative totals for the Province for 1936.

Counties and Districts	Flax				Mixed Grains			
	Acres	Per acre	Bushels	Market value	Acres	Per acre	Bushels	Market value
				\$				\$
Algoma.....	16	9.5	152	213	2,647	21.3	56,381	29,375
Brant.....	30	9.7	291	402	15,482	37.1	574,382	271,108
Bruce.....	374	11.0	4,114	5,760	31,694	33.5	1,061,749	510,701
Carleton.....	45	10.0	450	608	15,759	32.3	509,016	263,161
Cochrane.....	6	9.0	54	76	509	22.2	11,300	7,492
Dufferin.....	46	9.5	437	612	29,822	34.1	1,016,930	490,160
Dundas.....	39	10.5	410	558	20,797	24.9	517,845	254,262
Durham.....	62	8.0	496	670	28,326	29.2	827,119	376,339
Elgin.....	37	9.8	363	486	14,708	37.2	547,138	248,401
Essex.....	33	10.0	330	450	3,525	28.0	98,700	45,994
Frontenac.....	8	9.0	72	99	5,543	29.2	161,856	79,309
Glengarry.....	19	11.0	209	284	3,504	26.3	92,155	46,354
Grenville.....	22	11.0	242	336	5,378	25.0	134,450	64,536
Grey.....	179	10.8	1,933	2,745	47,126	33.9	1,597,571	739,675
Haldimand.....	102	9.5	969	1,347	10,339	31.6	326,712	149,307
Haliburton.....					482	20.3	9,785	4,795
Halton.....	4	9.5	38	50	11,595	38.7	448,727	213,145
Hastings.....	31	8.4	260	354	14,729	19.3	284,270	137,302
Huron.....	893	10.3	9,198	13,429	52,780	36.9	1,947,582	946,525
Kenora.....	6	8.0	48	68	167	23.1	3,858	2,280
Kent.....	41	10.0	410	578	11,221	34.5	387,125	186,981
Lambton.....	442	10.8	4,774	6,779	20,159	32.4	653,152	289,999
Lanark.....	42	10.0	420	580	11,447	23.8	272,439	149,024
Leeds.....	23	10.3	237	318	6,889	25.2	174,292	88,540
Lennox & Add'gton	37	10.6	392	549	10,132	31.1	315,105	167,951
Lincoln.....	6	10.0	60	84	4,759	31.6	150,384	72,335
Manitoulin.....	22	9.5	209	291	3,235	19.9	64,377	38,176
Middlesex.....	138	10.0	1,380	1,960	31,562	39.2	1,237,230	572,837
Muskoka.....	4	8.0	32	44	591	27.2	16,157	8,353
Nipissing.....	37	10.8	400	544	1,463	29.8	43,597	26,202
Norfolk.....	21	9.6	202	283	6,105	37.8	230,769	101,077
Northumberland..	136	9.5	1,292	1,796	21,765	31.0	674,715	323,863
Ontario.....	98	8.4	823	1,111	40,876	33.6	1,373,434	659,248
Oxford.....	55	9.5	523	711	53,359	41.2	2,198,391	1,017,855
Parry Sound.....	16	8.6	138	184	1,531	30.2	46,236	23,118
Peel.....	35	9.6	336	447	19,761	36.3	717,324	351,489
Perth.....	169	11.5	1,944	2,644	50,928	40.4	2,057,491	989,653
Peterborough.....	23	8.2	189	249	7,185	27.9	200,462	98,427
Prescott.....	54	11.0	594	796	3,439	25.0	88,038	47,629
Prince Edward.....	9	9.0	81	106	8,187	28.5	233,330	117,365
Rainy River.....	224	11.0	2,464	3,450	204	23.6	4,814	3,033
Renfrew.....	137	11.0	1,507	2,004	5,028	27.1	136,259	75,624
Russell.....	109	11.6	1,264	1,719	5,703	27.8	158,543	87,674
Simcoe.....	361	10.6	3,827	5,396	31,735	33.2	1,053,602	495,193
Stormont.....	27	11.0	313	429	6,536	26.8	175,165	97,041
Sudbury.....	7	10.0	70	99	1,344	25.6	34,406	20,506
Thunder Bay.....					868	29.3	25,432	14,522
Timiskaming.....	27	9.2	248	352	1,895	31.5	59,693	32,175
Victoria.....	53	9.0	477	620	18,401	26.9	494,987	238,089
Waterloo.....	88	10.5	924	1,294	39,297	38.4	1,509,005	754,503
Welland.....	22	9.8	216	285	3,377	26.8	90,504	41,451
Wellington.....	579	10.0	5,790	8,048	80,334	36.4	2,924,158	1,368,506
Wentworth.....	8	9.6	77	103	22,093	37.5	828,488	403,474
York.....	7	9.4	66	92	43,812	41.5	1,818,198	945,463
The Province:								
1937.....	5,009	10.3	51,745	72,501	890,136	34.5	30,674,828	14,787,597
1936.....	5,289	6.5	34,423	50,819	953,079	29.2	27,830,699	14,750,022

CORN

TABLE XII.—Showing by County Municipalities of Ontario the area, produce and market value of Corn for husking and for fodder for the year 1937, together with the comparative totals for the Province for 1936.

Counties and Districts	Corn for Husking				Corn for Silo			
	Acres	Per acre	Bushels (shelled)	Market value	Acres	Per acre	Tons (green)	Market value
				\$				\$
Algoma.....	72	22.6	1,627	1,058	182	7.81	1,421	4,974
Brant.....	2,546	33.4	85,036	52,722	7,699	10.00	76,990	204,024
Bruce.....	173	35.6	6,159	3,819	4,367	9.40	41,050	123,150
Carleton.....	575	32.5	18,688	11,213	12,806	9.83	125,883	377,649
Cochrane.....	3	18.8	56	36	12	7.30	88	308
Dufferin.....	15	34.6	519	311	568	9.20	5,226	15,678
Dundas.....	312	34.4	10,733	6,225	10,752	9.41	101,176	252,940
Durham.....	391	35.0	13,685	8,348	5,516	9.41	51,906	129,765
Elgin.....	9,654	40.3	389,056	237,324	15,238	9.72	148,113	370,283
Essex.....	54,711	25.0	1,367,775	820,665	6,532	8.50	55,522	144,357
Frontenac.....	614	38.3	23,516	14,110	4,688	9.22	43,223	108,058
Glengarry.....	184	32.5	5,980	3,528	5,212	10.20	53,162	119,615
Grenville.....	456	32.0	14,866	8,920	6,175	10.21	63,047	173,379
Grey.....	167	31.3	5,227	3,188	5,776	10.81	62,439	156,098
Haldimand.....	923	32.0	30,090	17,452	3,022	9.80	29,616	88,848
Haliburton.....	63	22.8	1,814	1,125	201	8.62	1,733	4,333
Halton.....	94	34.0	3,252	1,919	3,813	10.33	39,388	98,470
Hastings.....	1,728	37.2	64,282	41,140	6,894	8.93	61,563	169,298
Huron.....	939	37.4	35,119	20,369	6,937	11.26	78,111	206,994
Kenora.....	5	17.6	88	58	8	7.50	60	216
Kent.....	51,182	33.8	1,728,000	1,036,806	13,126	9.62	126,272	315,680
Lambton.....	11,012	43.0	480,123	288,074	14,523	9.80	142,325	320,231
Lanark.....	644	31.3	20,157	12,497	6,723	7.88	52,977	158,931
Leeds.....	1,224	33.6	41,126	23,853	10,016	8.61	86,238	250,090
Lennox & Add'gton	606	37.2	22,543	13,526	3,507	9.00	31,563	75,751
Lincoln.....	1,798	35.1	63,110	38,497	4,237	9.30	39,404	128,063
Manitoulin.....	29	18.4	534	336	626	10.50	6,573	22,348
Middlesex.....	5,184	42.9	222,394	131,212	24,186	10.30	249,116	685,069
Muskoka.....	49	29.5	1,440	897	352	8.51	2,996	9,737
Nipissing.....	28	22.1	330	210	118	8.90	1,050	3,413
Norfolk.....	6,771	43.8	296,570	186,834	7,525	8.75	65,844	181,071
Northumberland..	1,512	37.2	56,246	34,873	8,108	9.40	76,215	209,591
Ontario.....	563	38.4	21,619	14,052	8,614	9.43	81,230	211,198
Oxford.....	2,004	39.9	79,960	51,173	23,782	9.88	234,966	646,157
Parry Sound.....	42	29.3	1,231	763	168	8.32	1,398	4,893
Peel.....	173	33.6	5,775	3,467	4,027	10.71	43,129	129,387
Perth.....	317	38.1	12,078	7,247	9,028	10.26	92,627	231,568
Peterborough.....	94	28.7	2,698	1,727	3,806	10.10	38,441	115,323
Prescott.....	694	39.8	27,621	16,849	4,973	9.20	45,752	114,380
Prince Edward.....	1,378	36.3	50,021	31,513	2,921	9.70	28,334	70,835
Rainy River.....	26	23.3	606	394	87	7.60	661	1,983
Renfrew.....	223	32.8	7,285	4,369	3,108	9.71	30,179	82,992
Russell.....	243	31.5	7,655	4,593	4,679	9.78	45,761	130,419
Simcoe.....	594	30.1	17,879	11,085	6,332	9.62	60,914	182,742
Stormont.....	441	32.7	14,421	8,941	5,525	10.30	56,908	159,342
Sudbury.....	25	22.7	568	358	79	8.00	632	2,149
Thunder Bay.....	11	21.5	237	152	22	7.30	161	596
Timiskaming.....	6	23.0	138	90	12	7.50	90	315
Victoria.....	76	30.7	2,333	1,423	4,485	9.53	42,742	106,855
Waterloo.....	182	33.3	6,061	3,697	8,457	10.51	88,883	222,208
Welland.....	3,472	26.7	92,702	59,329	5,076	6.92	35,126	96,597
Wellington.....	346	32.4	11,210	6,614	8,024	10.73	86,098	236,770
Wentworth.....	892	35.3	31,488	19,837	7,103	9.26	65,774	223,632
York.....	129	42.4	5,470	3,501	7,596	10.62	80,670	201,675
The Province:								
1937.....	165,593	32.7	5,409,213	3,272,319	317,349	9.71	3,080,766	8,280,428
1936.....	164,399	37.0	6,082,942	4,136,165	306,934	8.05	2,470,816	7,858,238

POTATOES AND TURNIPS

TABLE XIII.—Showing by County Municipalities of Ontario the area, produce and market value of Potatoes and Turnips for the year 1937, together with the comparative totals for the Province for 1936.

Counties and Districts	Potatoes				Turnips			
	Acres	Per acre	Hundred weight	Market value	Acres	Per acre	Bushels	Market value
				\$				\$
Algoma	1,287	81.0	104,247	64,633	367	342	125,514	15,062
Brant	2,826	68.0	192,168	122,988	1,233	400	493,200	59,184
Bruce	3,427	71.2	244,002	129,321	2,416	388	937,408	112,489
Carleton	5,314	66.1	351,255	242,366	1,113	369	410,697	49,284
Cochrane	841	74.1	62,318	42,376	78	231	18,018	2,162
Dufferin	4,944	75.3	372,283	167,527	1,467	408	598,536	71,824
Dundas	1,339	52.3	70,030	48,321	142	376	53,392	6,407
Durham	3,138	61.3	192,359	119,263	1,855	389	721,595	86,591
Elgin	2,647	77.0	204,819	129,036	157	385	60,445	7,253
Essex	3,926	84.0	329,784	220,955	63	336	21,168	2,540
Frontenac	2,438	62.2	151,644	106,151	211	396	83,556	10,027
Glengarry	1,685	64.1	108,009	75,606	158	382	60,356	7,243
Grenville	1,985	68.3	135,576	93,547	149	369	54,981	6,598
Grey	4,891	67.7	331,121	152,316	2,796	425	1,188,300	142,596
Haldimand	868	66.0	57,288	37,237	42	337	14,154	1,698
Haliburton	432	53.1	22,939	13,763	86	325	27,950	3,354
Halton	1,484	65.8	97,647	49,800	811	406	329,266	39,512
Hastings	4,134	56.8	234,811	157,323	701	394	276,194	33,143
Huron	3,513	71.3	250,477	125,239	2,792	396	1,105,632	132,676
Kenora	335	66.3	22,211	16,658	27	237	6,399	768
Kent	4,426	76.2	337,261	225,965	55	344	18,920	2,270
Lambton	3,393	71.3	241,921	157,249	247	361	89,167	10,700
Lanark	1,995	59.7	119,102	83,371	434	346	150,164	18,020
Leeds	2,293	61.5	141,020	98,714	393	410	161,130	19,336
Lennox & Add'gton	2,044	66.0	134,904	94,433	88	337	29,656	3,559
Lincoln	908	64.8	58,838	41,187	57	328	18,696	2,244
Manitoulin	524	69.0	36,156	22,417	136	327	44,472	5,337
Middlesex	5,696	67.6	385,050	250,283	1,168	426	497,568	59,708
Muskoka	957	55.3	52,922	35,987	275	348	95,700	11,484
Nipissing	1,503	69.1	103,857	64,391	368	302	111,136	13,336
Norfolk	2,533	72.1	182,629	120,535	214	349	74,686	8,962
Northumberland	3,728	61.7	230,018	156,412	2,152	391	841,432	100,972
Ontario	5,795	63.4	367,403	246,160	4,568	408	1,863,744	223,649
Oxford	2,318	72.2	167,360	105,437	4,222	438	1,849,236	221,908
Parry Sound	1,116	62.6	69,862	47,506	371	288	106,848	12,822
Peel	2,739	70.5	193,100	84,964	611	400	244,400	29,328
Perth	2,763	64.8	179,042	93,102	2,627	404	1,061,308	127,357
Peterborough	2,122	61.2	129,866	83,114	1,314	425	558,450	67,014
Prescott	2,129	64.4	137,108	85,007	227	255	57,885	6,946
Prince Edward	1,312	64.9	85,149	57,050	121	358	43,318	5,198
Rainy River	645	57.5	37,088	28,929	103	291	29,973	3,597
Renfrew	3,805	72.1	274,341	178,322	368	346	127,328	15,279
Russell	2,272	62.3	141,546	80,681	543	302	163,986	19,678
Simcoe	10,993	66.2	727,737	349,314	4,608	391	1,801,728	216,207
Stormont	1,299	61.6	80,018	49,611	64	312	19,968	2,396
Sudbury	2,221	72.0	159,912	97,546	325	324	105,300	12,636
Thunder Bay	2,007	71.0	142,497	102,598	437	327	142,899	17,148
Timiskaming	965	65.7	63,401	41,211	249	226	56,274	6,753
Victoria	1,816	51.6	93,706	57,161	2,354	362	852,148	102,258
Waterloo	2,766	64.6	178,684	98,276	3,134	434	1,360,156	163,219
Welland	1,696	54.6	92,602	61,117	48	296	14,208	1,705
Wellington	6,955	65.3	454,162	249,789	6,792	419	2,845,848	341,502
Wentworth	4,464	72.8	324,979	204,737	1,101	376	413,976	49,677
York	6,997	67.5	472,298	255,041	5,564	444	2,470,416	296,450
The Province:								
1937	150,649	67.2	10,130,527	6,122,043	62,002	402	24,908,885	2,989,066
1936	145,046	60.0	8,700,037	11,744,902	61,902	375	23,226,804	3,251,753

MANGELS AND SUGAR BEETS

TABLE XIV.—Showing by County Municipalities of Ontario the area, produce and market value of Mangels and Sugar Beets for the year 1937, together with the comparative totals for the Province for 1936.

Counties and Districts	Mangels				Sugar Beets			
	Acres	Per acre	Bushels	Market value	Acres	Per acre	Tons	Market value
				\$				\$
Algoma.....	38	337	12,806	1,537	21	4.22	89	476
Brant.....	1,011	475	480,225	57,627	15	7.14	107	572
Bruce.....	1,308	404	528,432	63,412	32	7.65	245	1,311
Carleton.....	325	396	128,700	15,444	128	6.46	827	4,424
Cochrane.....	14	224	3,136	376	9	4.18	38	203
Dufferin.....	256	433	110,848	13,301	49	7.67	376	2,012
Dundas.....	81	398	32,238	3,869	104	6.22	647	3,461
Durham.....	942	406	382,452	45,894	18	7.24	130	696
Elgin.....	358	459	164,322	19,719	306	8.18	2,503	13,391
Essex.....	718	425	305,150	36,618	4,984	8.40	41,866	223,983
Frontenac.....	63	403	25,389	3,047	55	6.22	342	1,830
Glengarry.....	67	371	24,857	2,983	33	6.33	209	1,118
Grenville.....	68	400	27,200	3,264	59	5.98	353	1,889
Grey.....	1,624	431	699,944	83,993	127	8.22	1,044	5,585
Haldimand.....	155	361	55,955	6,715	32	6.99	224	1,198
Haliburton.....	21	331	6,951	834	2	6.22	12	64
Halton.....	662	421	278,702	33,444	21	7.88	165	883
Hastings.....	265	398	105,470	12,656	128	7.22	924	4,943
Huron.....	2,561	418	1,070,498	128,460	304	9.99	3,037	16,248
Kenora.....	8	241	1,928	231	4	3.46	14	75
Kent.....	353	389	137,317	16,478	18,355	7.80	143,169	765,954
Lambton.....	512	396	202,752	24,330	3,004	8.50	25,534	136,607
Lanark.....	148	327	48,396	5,808	41	5.45	223	1,193
Leeds.....	126	414	52,164	6,260	69	7.22	498	2,664
Lennox & Add'gton	83	352	29,216	3,506	34	5.77	196	1,049
Lincoln.....	142	395	56,090	6,731	101	8.44	852	4,558
Manitowlin.....	39	301	11,739	1,409	7	3.22	23	123
Middlesex.....	1,133	451	510,983	61,318	1,145	8.00	9,160	49,006
Muskoka.....	33	366	12,078	1,449	6	7.22	43	230
Nipissing.....	52	313	16,276	1,953	27	5.22	141	754
Norfolk.....	245	387	94,815	11,378	117	8.22	962	5,147
Northumberland..	678	401	271,878	32,625	43	6.99	301	1,610
Ontario.....	1,803	424	764,472	91,736	28	6.88	193	1,033
Oxford.....	2,146	476	1,021,496	122,580	83	7.18	596	3,189
Parry Sound.....	35	296	10,360	1,243	13	6.22	81	433
Peel.....	463	431	199,553	23,946	18	8.26	149	797
Perth.....	2,486	436	1,083,896	130,068	15	8.12	122	653
Peterborough.....	443	406	179,858	21,583	29	5.55	161	861
Prescott.....	83	241	20,003	2,400	39	5.22	204	1,091
Prince Edward....	91	388	35,308	4,237	32	6.22	199	1,065
Rainy River.....	42	317	13,314	1,598	13	3.22	42	225
Renfrew.....	232	354	82,128	9,855	64	5.22	334	1,788
Russell.....	78	319	24,882	2,985	21	5.11	107	572
Simcoe.....	1,692	406	686,952	82,434	167	8.69	1,451	7,763
Stormont.....	59	336	19,824	2,379	43	5.22	224	1,198
Sudbury.....	32	333	10,656	1,279	23	3.22	74	396
Thunder Bay.....	29	339	9,831	1,180	5	3.72	19	102
Timiskaming.....	29	231	6,699	804	13	4.22	55	294
Victoria.....	609	378	230,202	27,624	22	5.88	129	690
Waterloo.....	2,338	442	1,033,396	124,008	29	7.22	209	1,118
Welland.....	122	333	40,626	4,875	69	6.79	469	2,509
Wellington.....	2,278	431	981,818	117,818	39	7.91	308	1,649
Wentworth.....	1,196	404	483,184	57,982	51	8.22	419	2,242
York.....	2,827	461	1,303,247	156,390	78	7.77	606	3,242
The Province:								
1937.....	33,202	426	14,130,612	1,695,673	30,274	7.94	240,405	1,286,167
1936.....	32,408	399	12,941,428	1,811,800	37,564	10.40	390,667	2,078,348

ALSIKE AND SWEET CLOVER

TABLE XV.—Showing by County Municipalities of Ontario the area, produce and market value of Alsike and Sweet Clover for the year 1937, together with the comparative totals for the Province for 1936.

Counties and Districts	Alsike				Sweet Clover			
	Acres	Per acre	Tons	Market value	Acres	Per acre	Tons	Market value
				\$				\$
Algoma.....	288	.88	253	2,024	285	1.00	285	1,710
Brant.....	224	1.56	349	2,303	2,982	2.00	5,964	28,329
Bruce.....	2,087	1.56	3,256	20,513	9,754	2.06	20,093	90,419
Carleton.....	1,619	1.29	2,089	14,623	2,984	1.75	5,222	27,416
Cochrane.....	329	.90	296	2,368	117	1.65	193	1,158
Dufferin.....	1,451	1.28	1,857	12,071	6,879	1.72	11,832	55,610
Dundas.....	738	1.38	1,018	7,126	1,945	1.74	3,384	16,920
Durham.....	628	1.31	823	5,761	3,992	1.92	7,665	42,924
Elgin.....	683	1.62	1,106	7,189	5,486	2.24	12,289	57,758
Essex.....	1,108	1.83	2,028	13,993	7,505	2.39	17,937	89,685
Frontenac.....	1,052	1.31	1,378	9,370	1,583	1.78	2,818	14,090
Glenarry.....	793	1.33	1,055	7,491	1,709	1.62	2,769	14,399
Grenville.....	633	1.44	912	6,475	2,712	2.00	5,424	29,290
Grey.....	2,084	1.48	3,084	20,046	9,162	2.05	18,782	89,215
Haldimand.....	2,711	1.32	3,579	23,264	1,862	2.10	3,910	17,595
Haliburton.....	77	1.24	95	665	402	1.28	515	2,575
Halton.....	1,449	1.28	1,855	11,594	1,119	1.95	2,182	9,819
Hastings.....	1,892	1.37	2,592	20,736	5,838	1.82	10,625	61,094
Huron.....	1,622	1.57	2,547	15,919	10,078	2.07	20,861	93,875
Kenora.....	855	.93	795	6,559	58	1.27	74	463
Kent.....	749	1.27	951	6,895	5,790	2.33	13,491	60,710
Lambton.....	1,612	1.56	2,515	16,348	5,788	2.25	13,023	58,604
Lanark.....	1,419	1.34	1,901	13,307	4,383	1.58	6,925	41,550
Leeds.....	958	1.32	1,265	8,223	2,635	1.95	5,138	23,121
Lennox & Add'gton	795	1.08	859	5,584	3,738	2.25	8,411	37,008
Lincoln.....	347	1.53	531	3,558	1,181	2.25	2,657	13,285
Manitoulin.....	154	.73	112	868	1,003	1.50	1,505	9,181
Middlesex.....	1,475	1.60	2,360	16,284	6,119	2.51	15,359	76,027
Muskoka.....	228	1.28	292	2,190	214	1.15	246	1,353
Nipissing.....	465	.94	437	3,168	201	1.35	271	1,626
Norfolk.....	833	1.45	1,208	7,852	3,005	2.05	6,160	29,568
Northumberland..	722	1.63	1,177	8,828	6,364	2.25	14,319	64,436
Ontario.....	697	1.21	843	5,817	4,311	1.98	8,536	42,680
Oxford.....	736	1.56	1,148	7,462	3,965	1.97	7,811	39,055
Parry Sound.....	443	1.22	540	3,915	302	1.32	399	2,195
Peel.....	1,763	1.06	1,869	11,681	1,252	1.88	2,354	10,593
Perth.....	1,164	1.35	1,571	9,426	8,966	2.17	19,456	82,688
Peterborough.....	763	1.46	1,114	8,355	5,174	1.87	9,675	58,050
Prescott.....	1,628	1.06	1,726	12,082	932	1.42	1,323	6,615
Prince Edward....	798	1.43	1,141	7,702	4,481	1.67	7,483	38,163
Rainy River.....	604	1.21	731	5,117	329	1.67	549	3,294
Renfrew.....	1,219	1.39	1,694	11,858	4,131	1.87	7,725	34,763
Russell.....	451	1.16	523	3,661	625	1.83	1,144	5,720
Simcoe.....	4,284	1.52	6,512	42,328	10,433	2.63	27,439	137,195
Stormont.....	467	1.56	729	5,103	1,362	1.91	2,601	13,005
Sudbury.....	394	1.08	426	3,302	512	1.48	758	4,738
Thunder Bay.....	401	1.21	485	3,880	526	1.75	921	5,987
Timiskaming.....	1,621	1.06	1,718	13,315	339	1.29	437	2,731
Victoria.....	2,248	1.21	2,720	18,224	3,105	1.46	4,533	22,665
Waterloo.....	209	1.73	362	2,444	4,158	2.25	9,356	49,119
Welland.....	439	1.45	637	4,300	1,459	1.84	2,685	14,096
Wellington.....	1,623	1.53	2,483	14,898	11,155	2.15	23,983	95,932
Wentworth.....	412	1.56	643	4,180	2,037	1.96	3,993	20,963
York.....	1,423	1.46	2,078	13,507	4,933	2.09	10,310	49,488
The Province:								
1937.....	55,867	1.37	76,268	515,752	191,360	2.06	393,800	1,900,548
1936.....	78,570	1.30	102,277	711,660	309,407	1.94	598,902	2,977,973

ALFALFA AND HAY AND CLOVER

TABLE XVI.—Showing by County Municipalities of Ontario the area, produce and market value of Alfalfa, Hay and Clover for the year 1937, together with the comparative totals for the Province for 1936.

Counties and Districts	Alfalfa				Hay and Clover			
	Acres	Per acre	Tons	Market value	Acres	Per acre	Tons	Market value
				\$				\$
Algoma.....	506	1 50	759	8,729	26,225	71	18,620	204,820
Brant.....	15,765	3 00	47,295	331,065	14,210	2 03	28,846	173,076
Bruce.....	31,857	2 27	72,315	470,771	89,538	1 63	145,947	839,195
Carleton.....	7,118	2 28	16,229	146,061	89,956	1 53	137,633	1,169,881
Cochrane.....	71	1 35	96	1,104	10,029	1 12	11,232	123,552
Dufferin.....	7,549	2 37	17,891	116,292	50,111	1 72	86,191	496,460
Dundas.....	5,516	2 03	11,197	83,978	16,324	1 67	75,345	489,743
Durham.....	6,151	2 49	15,316	134,168	40,724	1 76	71,674	577,692
Elgin.....	16,808	2 61	43,869	311,470	45,913	2 04	93,663	548,865
Essex.....	20,349	2 84	57,791	418,985	16,324	2 16	35,260	223,901
Frontenac.....	8,225	2 17	17,848	133,860	72,998	1 74	127,017	825,611
Glengarry.....	2,979	1 78	5,303	38,447	58,112	1 55	90,074	562,963
Greenville.....	3,341	2 28	7,617	54,462	51,674	1 72	88,879	564,382
Grey.....	47,932	2 28	109,285	666,639	117,652	1 59	187,067	1,084,989
Haldimand.....	33,326	2 88	95,979	623,864	24,641	1 63	40,165	236,170
Haliburton.....	101	1 96	198	1,841	10,583	1 68	17,779	161,789
Halton.....	18,539	2 21	40,971	286,797	21,134	1 66	35,082	228,033
Hastings.....	17,929	2 27	40,699	358,965	73,926	1 74	128,631	1,098,509
Huron.....	30,607	2 46	75,293	477,358	90,221	1 87	168,713	970,100
Kenora.....	39	1 32	117	1,474	5,616	1 00	5,616	67,392
Kent.....	25,546	3 03	77,404	544,924	26,308	2 03	53,405	328,441
Lambton.....	31,019	2 96	91,816	596,804	42,207	1 95	82,304	493,824
Lenark.....	9,363	2 11	19,756	180,965	69,406	1 82	126,319	1,057,290
Leeds.....	6,049	2 26	13,671	104,310	73,616	1 78	131,036	917,252
Lennox & Add'gton	12,393	2 42	29,991	204,539	59,664	1 82	108,588	627,639
Lincoln.....	16,789	2 79	46,841	408,922	19,847	1 72	34,137	261,831
Manitoulin.....	2,004	1 00	2,004	22,044	22,054	82	18,084	196,754
Middlesex.....	29,106	2 78	80,915	529,993	69,037	2 03	140,145	833,863
Muskoka.....	107	1 35	144	1,440	26,117	1 38	36,041	349,958
Nipissing.....	167	1 26	210	2,100	27,681	1 00	27,681	271,827
Norfolk.....	15,864	2 75	43,626	289,240	26,432	1 61	42,556	265,975
Northumberland..	8,615	2 86	24,639	227,172	45,983	2 00	91,966	781,711
Ontario.....	12,935	2 63	34,019	306,171	52,124	1 93	100,599	860,121
Oxford.....	20,057	3 04	60,973	404,251	52,285	2 13	111,367	696,044
Parry Sound.....	129	1 88	243	2,515	30,987	1 09	33,776	337,760
Peel.....	25,472	2 44	62,152	428,227	25,439	1 88	47,825	310,863
Perth.....	10,716	2 43	26,040	190,352	81,639	1 85	151,032	995,301
Peterborough.....	5,527	2 26	12,491	115,792	39,688	1 92	76,201	693,429
Prescott.....	1,242	1 81	2,248	16,972	61,794	1 22	75,389	474,951
Prince Edward....	6,627	2 34	15,507	144,990	24,313	1 46	35,497	315,923
Rainy River.....	2,537	2 52	6,393	57,537	20,331	1 56	31,716	267,683
Renfrew.....	10,004	2 46	24,610	196,880	90,122	1 51	136,084	1,032,878
Russell.....	1,222	2 21	2,701	20,447	47,044	1 18	55,512	375,261
Simcoe.....	19,778	2 87	56,763	414,370	81,629	1 99	162,442	1,133,845
Stormont.....	1,901	2 32	4,410	37,691	47,869	1 70	81,376	585,907
Sudbury.....	132	1 66	219	2,486	28,387	1 15	32,645	350,934
Thunder Bay.....	506	1 72	870	9,875	22,154	1 51	33,453	393,073
Timiskaming.....	242	1 41	341	4,024	27,589	1 02	28,141	312,647
Victoria.....	7,969	1 79	14,265	131,951	46,131	1 38	63,661	557,034
Waterloo.....	10,774	2 76	29,736	213,504	38,162	2 10	80,140	549,760
Welland.....	9,828	2 69	26,437	206,737	31,784	1 85	58,800	422,184
Wellington.....	20,642	2 33	48,096	335,229	93,105	1 87	174,106	1,131,689
Wentworth.....	16,122	3 00	48,366	413,046	24,413	2 12	51,756	373,678
York.....	30,515	2 63	80,254	730,311	44,817	1 86	83,360	719,397
The Province:								
1937.....	646,657	2 57	1,664,219	12,162,141	2,474,861	1 69	4,190,574	29,923,850
1936.....	666,374	2 28	1,519,010	13,276,250	2,510,329	1 57	3,936,141	34,612,053

CARROTS—ALL FIELD CROPS

TABLE XVII.—Showing by County Municipalities of Ontario the area, produce and market value of Carrots and all Field Crops enumerated in Tables VII to XVII for the year 1937, together with the comparative totals for the Province of 1936.

Counties and Districts	Carrots				All Field Crops		
	Acres	Per acre	Bushels	Market value	Acres	Value	Per acre
				\$		\$	\$ c.
Algoma.....	27	166	4,482	538	48,788	543,000	11.13
Brant.....	9	189	1,701	204	122,370	2,304,253	18.83
Bruce.....	49	211	10,339	1,241	316,303	4,812,861	15.22
Carleton.....	116	239	27,724	3,327	232,496	3,770,238	16.22
Cochrane.....	11	150	1,650	198	19,074	272,978	14.31
Dufferin.....	3	221	663	80	176,549	2,510,266	14.22
Dundas.....	9	186	1,674	201	117,061	1,530,328	13.07
Durham.....	19	216	4,104	492	171,837	2,731,590	15.90
Elgin.....	22	199	4,378	525	205,223	3,524,686	17.17
Essex.....	122	220	26,840	3,221	254,814	4,270,301	16.76
Frontenac.....	23	200	4,600	552	138,836	1,788,268	12.88
Glengarry.....	27	195	5,265	632	128,878	1,530,772	11.88
Grenville.....	26	305	7,930	952	108,302	1,400,049	12.93
Grey.....	24	206	4,944	593	429,921	6,343,878	14.76
Haldimand.....	11	168	1,848	222	148,101	2,394,213	16.17
Haliburton.....	9	160	1,440	173	20,360	280,456	13.77
Halton.....	15	225	3,375	405	108,063	1,868,690	17.29
Hastings.....	67	202	13,534	1,624	230,305	3,391,740	14.73
Huron.....	12	229	2,748	330	401,757	6,791,433	16.90
Kenora.....	4	126	504	60	11,801	173,898	14.74
Kent.....	94	222	20,868	2,504	347,089	7,043,071	20.29
Lambton.....	52	211	10,972	1,317	292,008	5,102,099	17.47
Lanark.....	32	191	6,112	733	159,636	2,533,320	15.87
Leeds.....	22	197	4,334	520	152,265	2,135,864	14.03
Lennox and Addington.....	35	209	7,315	878	138,424	1,899,565	13.72
Lincoln.....	28	180	5,040	605	82,058	1,533,040	18.68
Manitoulin.....	3	114	342	41	40,914	466,328	11.40
Middlesex.....	46	232	10,672	1,281	350,697	6,679,038	19.05
Muskoka.....	32	153	4,896	588	41,652	583,140	14.00
Nipissing.....	14	120	1,680	202	52,313	680,823	33.01
Norfolk.....	73	202	14,746	1,770	132,390	2,252,588	17.01
Northumberland.....	32	211	6,752	810	199,051	3,542,527	17.80
Ontario.....	59	221	13,039	1,564	232,906	4,415,874	18.96
Oxford.....	9	213	1,917	230	264,322	5,363,423	20.29
Parry Sound.....	21	141	2,961	355	55,748	761,319	13.66
Peel.....	54	209	11,286	1,354	149,427	2,749,415	18.40
Perth.....	18	239	4,302	516	302,393	5,361,877	17.73
Peterborough.....	33	212	6,996	840	135,797	2,371,522	17.46
Prescott.....	28	132	3,696	444	141,838	1,583,325	11.16
Prince Edward.....	25	193	4,825	579	99,814	1,490,195	14.93
Rainy River.....	11	121	1,331	160	39,198	572,739	14.61
Renfrew.....	73	180	13,140	1,577	232,074	3,259,722	14.05
Russell.....	38	146	5,548	666	112,037	1,327,727	11.85
Simcoe.....	89	218	19,402	2,328	402,597	7,399,229	18.38
Stormont.....	12	198	2,376	285	102,568	1,388,518	13.54
Sudbury.....	67	141	9,447	1,134	54,415	730,664	13.43
Thunder Bay.....	32	117	3,744	449	35,068	681,584	19.44
Timiskaming.....	27	120	3,240	388	54,754	798,862	14.59
Victoria.....	21	196	4,116	494	178,713	2,674,158	14.96
Waterloo.....	17	232	3,944	473	187,682	3,798,542	20.24
Welland.....	26	185	4,810	577	102,964	1,597,673	15.52
Wellington.....	35	220	7,700	924	362,049	6,097,270	16.84
Wentworth.....	93	208	19,344	2,321	130,907	2,755,234	21.05
York.....	95	247	23,465	2,815	286,594	6,339,175	22.12
The Province:							
1937.....	1,951	202	394,101	47,292	9,043,201	150,203,348	16.61
1936.....	1,931	163	313,854	43,940	9,119,007	162,333,522	17.80

PASTURE, FALLOW, ORCHARD, SMALL FRUITS

TABLE XVIII.—Showing by County Municipalities the area in Cleared Pasture, Summer Fallow, Orchards and Small Fruits in 1937, together with the comparative totals for the Province for 1936.

Counties and Districts	Cleared pasture	Summer fallow	Orchard	Small fruits	Total
	Acres	Acres	Acres	Acres	Acres
Algoma.....	10,273	1,227	262	159	11,921
Brant.....	24,762	3,691	3,072	588	32,113
Bruce.....	125,444	13,346	5,927	323	145,040
Carleton.....	81,707	1,009	1,131	321	84,168
Cochrane.....	3,548	103	17	3,668
Dufferin.....	51,978	3,538	1,786	128	57,430
Dundas.....	39,996	203	1,601	274	42,074
Durham.....	59,241	4,298	7,316	283	71,138
Elgin.....	72,547	3,256	5,293	762	81,858
Essex.....	31,543	1,315	5,572	1,933	40,363
Frontenac.....	69,605	614	864	230	71,313
Glengarry.....	43,337	83	846	134	44,400
Grenville.....	48,221	345	928	248	49,742
Grey.....	131,573	10,812	8,674	472	151,531
Haldimand.....	28,994	8,772	3,431	296	41,493
Haliburton.....	11,779	159	94	28	12,060
Halton.....	23,389	4,667	4,984	780	33,820
Hastings.....	96,663	1,933	3,132	452	102,180
Huron.....	140,369	10,774	9,798	604	161,545
Kenora.....	1,234	62	9	1,305
Kent.....	66,699	2,132	5,274	844	74,949
Lambton.....	123,011	3,876	9,025	727	136,639
Lanark.....	105,794	384	1,046	242	107,466
Leeds.....	79,147	227	1,075	292	80,741
Lennox and Addington.....	64,593	1,741	1,288	382	68,000
Lincoln.....	15,435	4,227	15,378	11,919	46,959
Manitoulin.....	11,005	268	158	31	11,462
Middlesex.....	167,814	8,724	9,227	1,131	186,896
Muskoka.....	15,639	386	182	67	16,274
Nipissing.....	10,962	174	21	79	11,236
Norfolk.....	36,158	4,221	6,276	2,109	48,764
Northumberland.....	64,246	2,367	8,684	737	76,034
Ontario.....	59,799	3,523	4,665	386	68,373
Oxford.....	67,108	3,118	6,282	472	76,980
Parry Sound.....	18,907	563	71	87	19,628
Peel.....	41,598	7,107	5,463	687	54,855
Perth.....	76,556	10,934	4,976	282	92,748
Peterborough.....	53,014	4,325	1,562	291	59,192
Prescott.....	53,203	38	439	131	53,811
Prince Edward.....	35,222	1,184	3,679	460	40,545
Rainy River.....	6,857	479	9	37	7,382
Renfrew.....	79,994	2,378	795	289	83,456
Russell.....	34,371	103	472	222	35,168
Simcoe.....	89,089	29,399	6,314	804	125,606
Stormont.....	43,251	78	846	191	44,366
Sudbury.....	10,856	283	21	84	11,244
Thunder Bay.....	4,748	411	73	119	5,351
Timiskaming.....	9,851	613	7	38	10,509
Victoria.....	55,615	2,935	1,007	175	59,732
Waterloo.....	24,196	5,362	3,667	298	33,523
Welland.....	20,961	8,663	5,236	2,023	36,883
Wellington.....	71,994	9,627	4,169	275	86,065
Wentworth.....	22,528	4,374	7,329	2,956	37,187
York.....	46,387	14,055	6,046	603	67,091
The Province:					
1937.....	2,782,811	208,486	185,475	*37,511	3,214,281
1936.....	2,828,310	197,420	184,218	*37,829	3,247,777

*Including 8,691 acres in strawberries and 15,311 in vineyards in 1937; and 8,962 acres in strawberries, and 15,318 in vineyards in 1936.

MARKET PRICES

TABLE XIX.—The following table shows by Counties the average prices of agricultural products for 1937, together with the average prices for 1936.

Counties and Districts	Fall Wheat, per bush.	Spring Wheat per bush.	Oats, per bush.	Barley, per bush.	Peas, per bush.	Beans, per bush.	Rye, per bush.	Buckwheat, per bush.	Corn shelled, per bush.	Hay, per ton.	Potatoes, per cwt.
	cts.	cts.	cts.	cts.	¢ c.	¢ c.	cts.	cts.	cts.	¢ c.	cts.
Algoma.....	125 3	115 3	56 2	71 0	1 60	1 12	77 6	63 4	65 0	11 00	62 0
Brant.....	101 2	95 0	38 2	57 1	1 53	1 05	77 3	63 6	62 0	6 00	64 0
Bruce.....	102 3	100 0	42 0	56 0	1 53	1 05	75 4	57 0	62 0	5 75	65 1
Carleton.....	106 0	105 0	45 2	60 0	1 59	1 10	77 0	57 6	60 0	8 50	69 0
Cochrane.....	122 1	113 4	42 3	65 1	1 59	1 25	80 3	62 5	64 0	11 00	68 0
Dufferin.....	104 8	100 9	43 2	56 2	1 51	1 11	74 1	57 1	60 0	5 76	45 0
Dundas.....	104 1	105 0	46 1	60 1	1 57	1 24	81 3	58 3	58 0	6 50	69 0
Durham.....	101 3	96 3	40 9	60 6	1 58	1 09	77 1	58 3	61 0	8 06	62 0
Elgin.....	100 7	95 0	37 6	54 3	1 57	1 07	78 0	62 6	61 0	5 86	63 0
Essex.....	102 1	97 3	37 7	50 1	1 58	1 06	79 1	64 1	60 0	6 35	67 0
Frontenac.....	104 3	105 0	45 6	62 3	1 56	1 23	78 2	60 1	60 0	6 50	70 0
Glenarry.....	106 6	105 4	50 3	62 0	1 55	1 22	79 1	62 0	58 0	6 25	70 0
Grenville.....	109 0	108 7	49 5	62 3	1 60	1 19	78 4	62 0	60 0	6 35	69 0
Grey.....	105 3	103 0	40 5	56 5	1 58	1 08	76 6	58 3	61 0	5 80	46 0
Haldimand.....	104 3	100 2	38 4	58 2	1 55	1 06	73 3	65 2	58 0	5 88	65 0
Haliburton.....	100 9	95 8	42 3	56 1	1 60	1 14	74 0	58 0	62 0	9 10	60 0
Halton.....	102 2	99 7	39 3	58 1	1 60	1 06	79 0	60 5	59 0	6 50	51 0
Hastings.....	104 2	99 4	42 7	57 2	1 55	1 12	76 9	58 4	64 0	8 54	67 0
Huron.....	104 3	100 0	39 9	57 0	1 57	1 07	79 3	61 3	58 0	5 75	50 0
Kenora.....	121 0	110 5	51 0	65 4	1 58	1 24	83 7	66 7	66 0	12 00	75 0
Kent.....	102 6	98 7	38 6	57 4	1 58	1 05	74 1	59 3	60 0	6 15	67 0
Lambton.....	105 1	101 1	38 1	54 2	1 59	1 09	78 3	57 1	60 0	6 00	65 0
Lanark.....	110 1	109 5	48 3	64 4	1 59	1 17	80 3	63 3	62 0	8 37	70 0
Leeds.....	107 3	107 0	48 3	67 0	1 53	1 18	81 4	63 4	58 0	7 00	70 0
Lennox and Addington.....	108 0	106 4	45 2	65 5	1 60	1 15	84 0	63 5	60 0	5 78	70 0
Lincoln.....	102 3	98 3	41 2	60 0	1 60	1 10	78 0	60 1	61 0	7 67	70 0
Manitoulin.....	124 3	112 6	54 1	68 0	1 57	1 21	82 9	63 4	63 0	10 88	62 0
Middlesex.....	103 4	100 0	39 1	58 7	1 55	1 09	80 3	59 3	59 0	5 95	65 0
Muskoka.....	100 0	95 0	45 5	54 0	1 60	1 11	75 6	57 3	62 0	9 71	68 0
Nipissing.....	117 1	110 3	46 3	68 2	1 58	1 23	81 7	64 0	62 0	9 82	62 0
Norfolk.....	101 0	97 0	42 3	55 5	1 58	1 08	76 2	60 5	63 0	6 25	66 0
Northumberland.....	104 3	99 3	43 2	61 2	1 51	1 10	79 0	61 7	62 0	8 50	68 0
Ontario.....	103 7	98 8	41 5	58 3	1 53	1 13	79 0	58 1	65 0	8 55	67 0
Oxford.....	105 0	101 0	41 3	60 4	1 57	1 09	78 0	63 0	64 0	6 25	63 0
Parry Sound.....	100 0	95 0	48 1	64 5	1 60	1 14	81 3	58 3	62 0	10 00	68 0
Peel.....	103 6	99 6	41 6	59 3	1 56	1 10	79 4	59 4	60 0	6 50	44 0
Perth.....	104 7	101 7	40 7	57 7	1 51	1 05	78 8	58 3	60 0	6 59	52 0
Peterborough.....	102 4	97 3	45 1	57 6	1 52	1 10	75 2	56 3	64 0	9 10	64 0
Prescott.....	102 1	104 3	48 2	64 4	1 51	1 22	83 0	60 0	61 0	6 30	62 0
Prince Edward.....	100 0	95 2	42 6	59 0	1 56	1 09	78 0	59 1	63 0	8 90	67 0
Rainy River.....	125 4	113 7	50 0	66 1	1 60	1 25	83 4	63 3	65 0	8 44	78 0
Renfrew.....	106 4	103 6	46 0	58 0	1 58	1 21	79 4	55 6	60 0	7 59	65 0
Russell.....	105 5	104 0	43 1	63 1	1 57	1 25	82 6	61 8	60 0	6 76	57 0
Simcoe.....	105 4	102 2	41 7	58 4	1 55	1 04	81 3	59 0	62 0	6 98	48 0
Stormont.....	105 6	104 0	48 7	67 0	1 60	1 25	83 4	59 9	62 0	7 20	62 0
Sudbury.....	116 0	108 8	47 4	64 3	1 55	1 20	81 4	66 2	63 0	10 75	61 0
Thunder Bay.....	119 0	111 3	45 6	63 6	1 58	1 25	80 3	65 1	64 0	11 75	72 0
Timiskaming.....	121 0	114 2	50 8	62 7	1 55	1 25	84 1	64 3	65 0	11 11	65 0
Victoria.....	103 5	98 4	44 1	58 2	1 55	1 12	77 3	58 2	61 0	8 75	61 0
Waterloo.....	105 1	100 9	42 2	58 7	1 55	1 09	82 6	57 3	61 0	6 86	55 0
Welland.....	104 0	100 0	39 6	55 1	1 59	1 09	81 0	60 0	64 0	7 18	66 0
Wellington.....	104 2	100 7	41 2	56 7	1 56	1 12	78 4	56 6	59 0	6 50	55 0
Wentworth.....	105 0	101 0	41 2	58 2	1 60	1 10	81 0	63 7	63 0	7 22	63 0
York.....	106 7	99 7	40 0	58 8	1 57	1 13	73 4	59 4	64 0	8 63	54 0
The Province:											
1937.....	103 9	102 4	42 1	58 5	1 56	1 07	78 0	59 6	60 5	7 14	60 4
1936.....	109 0	108 0	48 0	80 0	1 55	2 02	84 0	69 0	68 0	8 79	\$1.35

HORSES ON HAND

TABLE XX.—Showing by County Municipalities the number and value of Horses on hand, June 15th, 1937, together with the totals for the Province for the past three years.

Counties and Districts	Stallions, 2 yrs. old and over	Mares, 2 yrs. old and over	Geldings, 2 yrs. old and over	Colts and Fillies, under 2 years	Total Horses	
					Number	Value
						\$
Algoma.....	14	1,660	1,904	187	3,771	441,267
Bran.....	34	3,752	3,489	608	7,883	953,843
Bruce.....	66	9,164	7,592	2,286	19,108	1,777,044
Carleton.....	46	6,634	5,791	1,522	13,993	1,385,307
Cochrane.....	13	1,541	2,037	98	3,689	442,680
Dufferin.....	29	5,134	4,211	1,238	10,612	1,061,200
Dundas.....	20	3,811	3,374	772	7,977	765,792
Durham.....	37	5,234	4,195	1,114	10,580	1,058,000
Elgin.....	35	5,874	5,337	1,235	12,481	1,285,543
Essex.....	49	7,223	5,885	1,467	14,624	1,623,264
Frontenac.....	26	4,323	3,957	761	9,067	825,097
Glengarry.....	26	3,394	3,267	795	7,482	755,682
Grenville.....	14	3,014	2,753	515	6,296	617,008
Grey.....	59	12,028	10,107	2,466	24,660	2,342,700
Haldimand.....	25	4,167	3,614	839	8,645	985,530
Haliburton.....	7	617	589	91	1,304	133,008
Halton.....	25	3,019	2,687	503	6,234	642,102
Hastings.....	38	6,643	6,378	1,222	14,281	1,385,257
Huron.....	67	11,417	8,982	2,691	23,152	2,222,592
Kenora.....	5	524	696	27	1,252	142,728
Kent.....	60	9,466	8,152	2,012	19,690	2,264,350
Lambton.....	64	8,157	6,794	2,141	17,156	1,749,912
Lanark.....	34	4,351	3,792	993	9,170	889,490
Leeds.....	30	4,617	4,459	952	10,058	985,684
Lennox and Addington.....	33	3,825	3,814	737	8,409	824,682
Lincoln.....	14	2,743	2,665	289	5,711	622,499
Manitoulin.....	9	1,287	974	341	2,611	289,821
Middlesex.....	104	11,625	9,212	2,765	23,706	2,489,130
Muskoka.....	11	1,251	1,115	151	2,528	290,720
Nipissing.....	23	1,303	1,421	163	2,910	349,200
Norfolk.....	13	4,985	4,327	803	10,128	1,114,080
Northumberland.....	27	6,236	5,624	1,073	12,960	1,321,920
Ontario.....	38	7,339	5,879	1,187	14,443	1,502,072
Oxford.....	33	8,272	7,028	1,293	16,626	1,729,104
Parry Sound.....	21	1,941	1,762	203	3,927	420,189
Peel.....	43	4,694	3,581	945	9,263	954,089
Perth.....	73	9,265	7,546	2,369	19,253	2,002,312
Peterborough.....	30	4,167	3,864	805	8,866	922,064
Prescott.....	36	3,602	2,677	813	7,128	698,544
Prince Edward.....	15	3,582	2,836	503	6,936	728,280
Rainy River.....	12	1,172	1,185	173	2,542	289,788
Renfrew.....	57	6,635	5,572	1,368	13,632	1,267,776
Russell.....	29	3,086	2,053	794	5,962	584,276
Simcoe.....	78	13,065	11,037	2,261	26,441	2,670,541
Stormont.....	14	2,991	3,085	536	6,642	655,974
Sudbury.....	23	1,587	1,795	187	3,592	384,344
Thunder Bay.....	21	937	1,624	68	2,650	294,150
Timiskaming.....	14	1,735	1,827	172	3,748	431,020
Victoria.....	32	5,026	4,038	907	10,003	1,000,300
Waterloo.....	53	6,067	5,351	1,278	12,749	1,300,398
Welland.....	15	2,703	2,566	339	5,623	596,038
Wellington.....	62	9,769	8,518	1,527	19,876	2,027,352
Wentworth.....	22	4,416	4,085	568	9,091	1,000,010
York.....	79	8,125	7,339	1,197	16,740	1,791,180
The Province:						
1937.....	1,857	269,196	234,442	52,350	557,845	57,286,273
1936.....	1,837	271,894	237,328	51,857	562,916	61,229,630
1935.....	1,800	273,264	238,387	49,336	562,877	57,946,376

CATTLE ON HAND

TABLE XXI.—Showing by County Municipalities the number of Cattle on hand, June 15th, 1937, together with the totals for the Province for the past three years.

Counties and Districts	Bulls for breeding	Cows for milk purposes	Cows for beef purposes	Yearlings for milk purposes	Yearlings for beef purposes	Calves	All other cattle
Algoma.....	372	9,725	326	1,688	1,453	4,439	762
Brant.....	771	15,105	563	3,899	1,749	6,028	603
Bruce.....	1,357	35,923	3,602	5,147	20,497	22,815	10,775
Carleton.....	2,117	40,946	2,071	9,724	4,254	16,145	3,107
Cochrane.....	437	3,404	206	1,068	172	2,083	62
Dufferin.....	543	14,729	1,605	2,552	8,642	10,668	3,006
Dundas.....	1,674	25,978	673	5,769	95	7,842	101
Durham.....	686	16,659	2,133	3,437	4,786	9,056	2,005
Elgin.....	1,318	27,033	1,379	6,144	3,673	11,696	2,767
Essex.....	629	17,618	1,151	3,077	786	5,569	254
Frontenac.....	1,822	30,976	981	5,697	1,610	10,483	629
Glengarry.....	1,841	27,629	737	5,781	282	7,542	86
Grenville.....	1,203	18,462	387	3,932	124	6,519	141
Grey.....	1,603	42,496	4,418	6,658	23,205	29,961	9,317
Haldimand.....	693	14,697	465	3,597	2,186	6,722	604
Haliburton.....	163	3,688	157	532	989	2,375	325
Halton.....	759	12,999	806	3,263	1,738	6,004	879
Hastings.....	2,396	41,625	1,482	8,556	2,177	17,018	926
Huron.....	1,618	40,367	4,555	7,549	20,279	27,924	9,979
Kenora.....	83	1,411	22	257	67	517	9
Kent.....	664	19,327	2,834	4,203	6,233	11,275	4,815
Lambton.....	998	26,893	2,725	4,442	13,320	17,461	6,332
Lanark.....	1,112	26,307	2,131	5,558	6,885	13,686	3,894
Leeds.....	2,041	40,372	632	8,964	640	11,726	185
Lennox and Addington	1,172	24,526	547	4,772	1,720	9,305	791
Lincoln.....	402	8,522	364	1,637	379	3,027	156
Manitoulin.....	212	5,091	352	713	2,874	4,153	1,262
Middlesex.....	1,886	48,536	3,622	9,872	13,142	23,624	9,111
Muskoka.....	267	6,891	447	1,266	976	3,619	406
Nipissing.....	859	8,217	591	2,039	868	5,134	288
Norfolk.....	841	17,399	454	3,601	570	5,628	316
Northumberland.....	1,403	25,635	1,786	6,328	3,367	11,413	1,618
Ontario.....	1,191	24,185	2,814	5,795	6,285	14,307	3,002
Oxford.....	2,405	46,693	1,327	9,982	3,940	16,463	2,006
Parry Sound.....	428	10,256	544	1,798	2,793	6,155	829
Peel.....	986	20,378	764	4,142	2,181	7,323	1,409
Perth.....	1,823	37,816	1,767	8,433	10,214	20,115	2,914
Peterborough.....	973	19,962	812	4,145	4,096	10,456	1,623
Prescott.....	1,825	25,868	611	6,023	399	8,531	173
Prince Edward.....	822	15,127	439	2,996	189	5,116	65
Rainy River.....	234	4,135	251	927	768	2,331	195
Renfrew.....	2,019	31,322	2,804	6,725	9,255	20,326	4,727
Russell.....	1,673	22,068	571	5,208	628	8,493	186
Simcoe.....	1,384	41,594	3,177	8,729	13,937	23,524	5,613
Stormont.....	1,727	26,417	554	4,762	159	7,863	125
Sudbury.....	807	9,186	714	2,378	689	5,364	217
Thunder Bay.....	227	4,661	104	1,282	107	2,293	31
Timiskaming.....	558	7,088	397	1,927	1,118	4,005	187
Victoria.....	706	19,205	1,931	3,619	8,750	11,912	5,833
Waterloo.....	1,096	19,188	841	4,263	4,190	11,368	1,189
Welland.....	415	10,118	336	1,854	562	2,323	188
Wellington.....	1,438	31,972	3,234	5,341	12,882	21,316	3,301
Wentworth.....	867	16,626	652	3,248	1,103	5,728	316
York.....	1,481	32,811	2,115	6,406	2,637	11,317	1,178
The Province:							
1937.....	59,027	*1,175,862	70,963	241,705	236,620	558,086	110,818
1936.....	59,109	*1,181,456	70,732	236,025	242,810	564,705	119,357
1935.....	59,229	*1,181,787	71,075	232,212	246,645	555,558	122,725

*Including dual purpose cows.

TOTAL CATTLE AND SHEEP AND LAMBS ON HAND

TABLE XXII.—Showing by County Municipalities the number and value of Cattle on hand, June 15th, 1937, together with the totals for the Province for the past three years.

Counties and Districts	Total Cattle		Sheep and Lambs		
	Number	Value	Ewes for breeding	1 year and over	Under 1 year
		\$			
Algoma.....	18,765	668,198	4,110	783	4,964
Brant.....	28,718	1,364,864	2,700	553	2,857
Bruce.....	100,116	3,850,054	19,842	3,779	23,869
Carleton.....	78,364	2,905,487	9,805	1,730	11,449
Cochrane.....	7,432	273,666	490	86	601
Dufferin.....	41,745	1,537,126	13,758	2,620	15,607
Dundas.....	42,132	1,430,802	1,198	245	1,436
Durham.....	38,762	1,444,785	9,898	1,885	11,038
Elgin.....	54,010	2,156,621	7,374	1,510	9,169
Essex.....	29,084	1,272,332	4,533	928	5,232
Frontenac.....	52,198	1,940,517	5,766	1,110	6,724
Glengarry.....	43,898	1,603,405	1,757	310	1,823
Grenville.....	30,768	1,118,746	3,896	798	4,571
Grey.....	117,658	4,466,039	30,747	6,297	39,926
Haldimand.....	28,964	1,273,842	4,977	948	6,498
Haliburton.....	8,229	298,519	1,814	320	1,952
Halton.....	26,448	1,079,375	3,894	797	4,278
Hastings.....	74,180	2,592,634	11,012	2,255	12,994
Huron.....	112,271	4,300,927	10,430	1,987	12,573
Kenora.....	2,366	88,074	358	73	416
Kent.....	49,351	2,011,896	6,141	1,170	7,692
Lambton.....	72,171	2,911,547	13,449	2,755	14,428
Lanark.....	59,573	1,930,705	13,196	2,329	15,161
Leeds.....	64,560	2,465,255	5,333	940	6,104
Lennox and Addington.....	42,833	1,433,843	3,359	687	3,925
Lincoln.....	14,487	672,740	2,098	429	2,586
Manitoulin.....	14,657	470,822	9,001	1,714	10,416
Middlesex.....	109,793	4,532,963	11,986	2,115	14,367
Muskoka.....	13,872	521,395	2,544	521	2,746
Nipissing.....	17,996	624,250	3,433	653	3,759
Norfolk.....	28,809	1,149,216	2,751	563	3,266
Northumberland.....	51,550	2,057,736	5,749	1,014	6,519
Ontario.....	57,579	2,224,721	12,458	2,551	15,217
Oxford.....	82,816	3,766,516	3,600	685	4,163
Parry Sound.....	22,803	814,375	6,092	1,075	6,246
Peel.....	37,183	1,579,138	4,693	893	5,452
Perth.....	83,082	3,194,480	4,470	915	5,509
Peterborough.....	42,067	1,469,831	5,784	1,101	6,622
Prescott.....	43,430	1,517,266	1,827	158	1,852
Prince Edward.....	24,754	906,746	2,695	551	3,003
Rainy River.....	8,841	308,606	3,117	550	3,914
Renfrew.....	77,178	2,222,765	25,431	4,487	27,414
Russell.....	38,827	1,319,964	2,051	420	2,435
Simcoe.....	97,958	3,533,945	21,780	4,148	24,672
Stormont.....	41,607	1,576,936	1,197	244	1,337
Sudbury.....	19,355	702,021	2,096	399	2,186
Thunder Bay.....	8,705	316,999	381	67	423
Timiskaming.....	15,280	541,327	3,812	726	4,093
Victoria.....	51,956	1,651,018	10,239	2,096	12,514
Waterloo.....	42,135	1,686,084	2,044	389	2,395
Welland.....	15,796	749,481	1,628	333	1,922
Wellington.....	79,484	3,025,088	15,835	2,794	18,432
Wentworth.....	28,540	1,377,996	2,863	586	3,467
York.....	57,945	2,427,190	9,127	1,738	11,126
The Province:					
1937.....	2,453,081	93,360,874	375,619	70,810	433,340
1936.....	2,474,194	76,949,305	376,075	73,605	436,835
1935.....	2,469,231	72,031,320	401,072	78,466	466,200

TOTAL SHEEP AND SWINE ON HAND

TABLE XXIII.—Showing by County Municipalities the number and value of Swine on hand, June 15, 1937, together with the totals for the Province for the past three years.

Counties and Districts	Total Sheep and Lambs		Swine		Total Swine	
	Number	Value	Six months and over	Under six months	Number	Value
		\$				\$
Algoma.....	9,857	54,016	894	3,942	4,836	45,507
Brant.....	6,110	45,619	4,337	11,948	16,285	170,993
Bruce.....	47,490	342,403	11,857	34,003	45,860	486,116
Carleton.....	22,984	146,868	6,176	22,165	28,341	236,931
Cochrane.....	1,177	9,239	774	2,419	3,193	35,921
Dufferin.....	31,985	237,329	7,394	22,306	29,700	328,185
Dundas.....	2,879	18,397	6,307	16,938	23,245	222,920
Durham.....	22,821	173,211	6,031	17,844	23,875	272,414
Elgin.....	18,053	117,706	8,342	25,709	34,051	343,575
Essex.....	10,693	71,002	15,612	33,414	49,026	531,932
Frontenac.....	13,600	90,712	4,374	13,745	18,119	187,713
Glengarry.....	3,890	27,074	4,538	15,966	20,504	216,317
Grenville.....	9,265	63,836	2,744	11,042	13,786	138,963
Grey.....	76,970	575,736	18,116	41,863	59,979	653,171
Haldimand.....	12,423	83,731	4,685	11,616	16,301	169,041
Haliburton.....	4,086	28,193	524	1,439	1,963	18,963
Halton.....	8,969	65,832	3,884	10,424	14,308	155,385
Hastings.....	26,261	170,434	11,503	34,855	46,358	482,587
Huron.....	24,990	180,177	19,317	60,145	79,462	863,752
Kenora.....	847	5,234	271	762	1,033	11,115
Kent.....	15,003	104,271	24,144	57,238	81,382	895,202
Lambton.....	30,632	215,037	12,451	36,787	49,238	524,385
Lanark.....	30,686	215,416	3,376	14,665	18,041	184,559
Leeds.....	12,377	87,629	4,805	18,622	23,427	249,966
Lennox and Addington..	7,971	50,855	3,661	16,108	19,769	209,156
Lincoln.....	5,113	35,842	2,265	6,739	9,004	99,044
Manitoulin.....	21,131	141,366	1,082	3,515	4,597	49,786
Middlesex.....	28,468	214,364	14,149	42,233	56,382	601,596
Muskoka.....	5,811	39,166	563	1,879	2,442	24,518
Nipissing.....	7,845	51,855	1,671	5,679	7,350	77,690
Norfolk.....	6,580	43,757	4,389	11,984	16,373	181,413
Northumberland.....	13,282	91,513	7,971	25,406	33,377	369,817
Ontario.....	30,226	226,695	11,024	28,211	39,235	432,370
Oxford.....	8,448	60,741	13,547	35,349	48,896	536,389
Parry Sound.....	13,413	95,098	1,045	3,572	4,617	48,063
Peel.....	11,038	73,513	5,044	12,348	17,392	192,703
Perth.....	10,894	82,468	16,213	53,716	69,929	726,562
Peterborough.....	13,507	96,440	3,623	11,761	15,384	163,686
Prescott.....	3,837	24,442	5,339	16,651	21,990	225,837
Prince Edward.....	6,249	43,681	4,091	11,166	15,257	157,757
Rainy River.....	7,581	51,778	632	1,557	2,189	23,182
Renfrew.....	57,332	325,646	5,617	17,795	23,412	228,033
Russell.....	4,906	34,146	4,624	14,155	18,779	195,302
Simcoe.....	50,600	334,972	18,128	48,906	67,034	681,065
Stormont.....	2,778	17,724	3,853	15,927	19,780	192,657
Sudbury.....	4,681	29,865	1,888	4,867	6,755	70,252
Thunder Bay.....	871	5,975	656	1,999	2,655	31,037
Timiskaming.....	8,631	61,453	1,581	3,769	5,350	61,044
Victoria.....	24,849	176,925	6,248	20,152	26,400	267,432
Waterloo.....	4,828	33,651	15,086	38,656	53,742	562,141
Welland.....	3,883	25,861	3,007	6,641	9,648	108,636
Wellington.....	37,061	270,175	16,227	49,623	65,850	699,986
Wentworth.....	6,916	48,481	5,152	14,054	19,206	215,299
York.....	21,991	169,990	15,028	37,751	52,779	604,320
The Province:						
1937.....	874,769	6,088,540	375,860	1,082,026	1,457,886	15,462,386
1936.....	886,515	5,790,872	311,521	1,096,787	1,408,308	13,313,339
1935.....	945,738	5,488,972	266,514	958,796	1,225,310	12,348,955

POULTRY ON HAND

TABLE XXIV.—Showing by County Municipalities the number and value of Poultry on hand, June 15th, 1937, together with the totals for the Province for the past three years.

Counties and Districts	Turkeys	Geese	Ducks	Other Fowls	Total Poultry	
					Number	Value
						\$
Algoma.....	3,117	2,238	1,018	120,188	126,561	80,999
Brant.....	1,038	5,312	3,962	300,915	311,227	168,063
Bruce.....	17,003	16,091	14,136	588,745	635,975	375,225
Carleton.....	15,136	13,871	7,879	521,534	558,420	357,389
Cochrane.....	794	391	296	81,749	83,230	59,926
Dufferin.....	1,489	15,605	4,977	250,147	272,218	166,053
Dundas.....	9,757	8,109	6,251	387,932	412,049	238,988
Durham.....	2,817	11,451	6,821	429,002	450,091	265,554
Elgin.....	11,756	7,649	7,249	554,744	581,398	325,583
Essex.....	9,045	11,491	17,443	905,934	943,913	500,274
Frontenac.....	21,836	3,805	3,855	244,405	273,901	169,819
Glengarry.....	17,505	1,686	1,817	232,452	253,466	162,214
Grenville.....	7,571	3,587	3,276	237,285	251,719	178,720
Grey.....	8,972	25,564	13,528	702,177	750,241	502,661
Haldimand.....	8,572	5,133	5,837	454,993	474,535	298,957
Haliburton.....	1,330	523	145	25,221	27,219	18,237
Halton.....	3,389	6,308	4,984	275,221	289,902	179,739
Hastings.....	11,710	7,872	3,979	481,565	505,126	318,229
Huron.....	7,269	23,677	23,613	1,125,848	1,180,407	696,440
Kenora.....	504	170	200	19,890	20,764	13,912
Kent.....	10,552	12,990	23,183	912,532	959,257	537,184
Lambton.....	30,800	19,647	18,567	913,525	982,539	569,873
Lanark.....	15,947	4,140	2,330	277,229	299,646	203,759
Leeds.....	18,874	4,022	4,389	292,089	319,374	213,981
Lennox and Addington.....	6,453	3,659	4,059	286,268	300,439	177,259
Lincoln.....	5,998	2,587	5,223	264,031	277,839	172,260
Manitoulin.....	10,655	1,657	519	58,002	70,833	53,125
Middlesex.....	36,201	20,100	21,260	998,360	1,075,921	710,108
Muskoka.....	1,313	595	653	75,879	78,440	54,124
Nipissing.....	741	1,132	338	70,809	73,020	49,654
Norfolk.....	8,003	4,739	4,342	476,938	494,022	296,413
Northumberland.....	4,449	7,673	5,094	543,424	560,640	336,384
Ontario.....	7,836	15,140	8,557	525,970	557,503	367,952
Oxford.....	1,631	9,636	12,395	813,450	837,112	535,752
Parry Sound.....	2,127	2,164	947	78,944	84,182	59,769
Peel.....	4,322	12,172	8,991	394,473	419,958	260,374
Perth.....	1,539	19,304	14,878	713,094	748,815	464,265
Peterborough.....	12,187	7,217	3,435	295,893	318,732	203,988
Prescott.....	7,361	3,158	1,836	215,252	227,607	147,945
Prince Edward.....	3,003	2,533	3,275	221,924	230,735	143,056
Rainy River.....	6,191	699	673	56,272	63,835	49,153
Renfrew.....	15,071	9,100	2,613	326,374	353,158	243,679
Russell.....	1,533	6,971	1,791	217,109	227,404	140,990
Simcoe.....	15,138	26,092	18,298	789,727	849,255	518,046
Stormont.....	9,559	2,945	3,009	347,265	362,778	217,667
Sudbury.....	924	583	361	97,937	99,805	66,869
Thunder Bay.....	1,552	1,063	419	188,314	191,348	126,290
Timiskaming.....	1,145	1,528	948	82,630	86,251	61,238
Victoria.....	9,999	12,870	4,322	330,681	357,872	236,196
Waterloo.....	507	7,337	4,876	442,483	455,203	286,778
Welland.....	3,581	2,745	4,851	319,393	330,570	208,259
Wellington.....	1,760	24,387	9,858	613,922	649,927	415,953
Wentworth.....	2,176	5,680	4,185	409,788	421,829	269,971
York.....	5,690	19,400	18,513	724,333	767,936	514,517
The Province:						
1937.....	425,428	446,198	350,254	21,314,261	22,536,141	13,989,813
1936.....	428,128	452,031	354,606	21,723,618	22,958,383	12,416,378
1935.....	421,469	454,458	354,719	21,731,188	22,961,834	11,987,918

PART II—CHattel MORTGAGES

Table showing by County Municipalities of Ontario the total number and amount of Chattel Mortgages on record and undischarged on December 31st, for the years 1935, 1936 and 1937, together with totals for the Province for all occupations as well as for "farmers," as far as given in the records.

Counties and Districts	1937		1936		1935	
	No.	Amount	No.	Amount	No.	Amount
		\$		\$		\$
Algoma	130	211,368	138	290,912	150	234,035
Brant	403	375,812	413	440,069	444	460,972
Bruce	407	480,680	444	531,263	483	572,701
Carleton	4,260	2,123,077	3,973	2,057,057	3,079	1,725,620
Cochrane	278	378,093	257	217,763	287	424,629
Dufferin	188	354,909	214	393,329	228	425,336
Elgin	412	672,543	368	717,441	388	739,116
Essex	1,828	2,625,170	2,074	3,521,185	1,979	3,172,158
Frontenac	302	286,630	237	300,221	270	286,720
Grey	563	870,195	580	844,688	597	873,182
Haldimand	186	271,284	172	271,750	181	306,281
Halton	311	398,833	285	523,555	276	573,794
Hastings	523	677,076	482	844,252	480	626,834
Huron	443	779,743	482	853,059	506	914,804
Kenora	115	156,115	62	125,594	34	74,540
Kent	751	1,924,680	760	2,118,001	785	1,884,746
Lambton	348	488,646	345	476,989	370	547,800
Lanark	241	348,922	215	335,696	215	335,695
Leeds and Grenville	364	522,369	385	688,958	413	553,025
Lennox and Addington	150	549,102	144	526,671	162	574,680
Lincoln	471	499,311	406	498,695	390	553,179
Manitoulin	72	77,118	81	74,418	72	66,924
Middlesex	1,782	1,042,928	1,099	871,422	1,059	871,421
Muskoka	141	232,535	89	174,922	91	182,350
Nipissing	256	324,934	245	341,275	254	381,563
Norfolk	345	344,321	279	293,587	309	396,918
Northumberland and Durham	487	728,744	510	901,901	513	796,098
Ontario	501	788,012	594	1,050,193	551	883,708
Oxford	528	805,358	416	732,507	416	700,132
Parry Sound	149	260,273	187	237,698	151	233,788
Peel	274	572,371	226	389,069	218	383,120
Perth	374	499,134	393	530,104	443	367,806
Peterborough	278	478,236	274	404,689	251	372,505
Prescott and Russell	470	886,485	509	976,820	544	961,705
Prince Edward	196	308,569	240	379,294	136	347,266
Rainy River	115	125,218	106	125,666	134	141,341
Renfrew	272	509,843	326	604,687	342	634,148
Simcoe	768	1,038,551	717	743,941	697	1,277,499
Stormont, Dundas and Glengarry	577	1,013,013	589	1,187,150	609	1,018,582
Sudbury	504	399,655	475	465,305	301	579,159
Thunder Bay	219	370,372	231	481,397	237	458,418
Timiskaming	345	476,701	231	466,689	208	423,804
Victoria and Haliburton	256	383,616	269	456,075	257	380,586
Waterloo	484	785,094	444	677,510	497	777,859
Welland	630	864,805	665	876,326	698	857,238
Wellington	500	845,051	500	853,545	500	908,510
Wentworth	2,996	2,800,323	2,507	1,911,706	1,514	1,809,433
York	15,413	9,278,962	12,495	7,287,846	10,568	6,584,066
Total:						
All occupations	41,606	41,234,780	37,133	40,072,890	33,287	38,655,794
Farmers as given	8,018	15,866,720	8,982	18,255,547	9,545	19,327,824
*Occupations not given	20,565	10,116,911	16,264	7,857,542	13,876	6,573,676

*A number of these may be "farmers." Nearly every clerk reports a number of instruments as unclassified as to occupation. Certain finance corporations have adopted the practice of filing chattel mortgages instead of liens on automobiles. This is very noticeable in Essex and Middlesex Counties (included in unclassified).

PART III.

Comparative Farm Statistics for
Fifty-Six Years—1882-1937

STATISTICS OF FARM CROPS
FALL WHEAT AND SPRING WHEAT

The following table gives the area, produce and market value of fall wheat and spring wheat for the years 1882 to 1937, together with the annual averages for the various periods of ten years and the average for the fifty-six years.

Years	Fall Wheat				Spring Wheat			
	Acres	Bushels	Per acre	Market Value	Acres	Bushels	Per acre	Market value
				\$				\$
1937	718,813	18,691,535	26 0	19,427,921	94,174	1,600,648	17 0	1,638,457
1936	509,306	12,478,456	24 5	13,601,343	97,972	1,735,147	17 7	1,874,293
1935	555,073	12,600,690	22 7	8,946,898	98,807	1,857,135	18 8	1,356,077
1934	425,594	6,724,089	15 8	5,917,025	96,373	1,803,088	18 7	1,533,062
1933	558,970	14,030,553	25 1	9,259,526	96,701	1,662,969	17 2	1,114,229
1932	536,292	15,061,600	28 1	6,929,113	100,058	1,990,363	19 9	895,980
1931	525,024	15,013,555	28 6	7,747,787	90,183	1,982,594	20 0	1,038,547
1930	676,802	18,047,207	26 7	11,958,527	98,966	2,179,204	22 0	1,426,734
1929	691,662	17,820,739	25 8	22,092,590	106,610	1,929,892	18 1	2,416,054
1928	693,660	16,766,408	24 2	20,456,753	109,805	2,181,855	19 9	2,599,815
1927	751,377	19,447,536	25 9	24,254,806	119,580	2,408,055	20 1	2,939,777
1926	807,015	20,988,030	26 0	26,262,506	115,497	2,166,054	18 8	2,708,690
1925	747,101	22,764,736	30 5	30,420,639	113,338	2,440,632	21 5	3,245,576
1924	722,366	21,396,621	29 6	28,646,679	101,401	1,948,853	19 2	2,669,773
1923	717,307	16,599,067	23 1	15,976,322	111,601	1,937,937	17 4	1,865,540
1922	813,935	17,792,958	21 9	18,616,746	124,206	2,099,503	16 9	2,207,565
1921	621,420	13,667,879	22 0	15,096,980	152,904	1,907,459	12 5	2,087,264
1920	762,371	18,492,013	24 3	35,759,610	267,367	4,480,472	16 8	8,237,182
1919	619,494	15,051,703	24 3	35,698,096	361,150	5,646,544	15 6	13,603,841
1918	362,616	7,054,845	19 5	14,877,794	351,423	8,186,191	23 3	17,076,203
1917	585,946	13,384,207	22 8	28,078,738	182,957	3,679,516	20 1	7,716,693
1916	704,867	14,942,050	21 2	24,099,591	144,305	2,213,961	15 3	3,591,681
1915	811,185	24,737,011	30 5	24,023,286	162,142	3,439,949	21 2	3,392,996
1914	685,692	14,333,548	20 9	15,641,232	118,607	2,169,425	18 3	2,340,520
1913	646,533	15,945,717	24 7	13,550,459	116,581	2,068,951	17 7	1,818,652
1912	759,888	15,039,885	19 8	13,795,968	123,080	2,302,339	18 7	2,072,266
1911	837,492	17,926,586	21 4	15,519,411	133,711	2,295,534	17 2	2,081,580
1910	743,473	19,837,172	26 7	17,172,678	129,319	2,489,833	19 3	2,229,999
1909	663,375	15,967,653	24 1	16,335,950	135,161	2,223,567	16 5	2,237,189
1908	679,642	16,430,476	24 2	14,649,061	142,124	2,197,716	15 5	1,996,230
1907	676,164	15,545,491	23 0	14,410,670	144,514	2,473,651	17 1	2,137,234
1906	787,287	18,841,774	23 9	13,321,134	171,745	3,267,000	19 0	2,250,963
1905	796,213	17,933,962	22 5	13,719,480	190,116	3,582,627	18 8	2,683,387
1904	605,458	9,160,623	15 1	9,041,535	225,027	3,471,103	15 4	3,269,779
1903	665,028	17,242,763	25 9	12,949,315	248,518	4,650,707	18 7	3,460,126
1902	748,592	20,233,669	27 0	14,305,204	303,115	6,048,024	20 0	4,209,425
1901	911,587	15,943,229	17 5	10,538,474	358,048	5,498,751	15 4	3,673,166
1900	1,068,640	23,369,737	21 9	15,517,505	376,905	6,940,333	18 4	4,684,725
1899	1,049,691	14,439,827	13 8	9,631,365	398,726	7,041,317	17 7	4,682,476
1898	1,048,182	25,158,713	24 0	17,460,147	389,205	6,873,785	17 7	4,756,659
1897	950,222	23,988,051	25 2	18,758,656	323,305	4,868,101	15 1	3,826,327
1896	876,955	15,078,441	17 2	10,705,693	255,361	3,519,322	13 8	2,484,641
1895	743,199	14,155,282	19 0	9,809,610	223,957	3,472,543	15 5	2,423,835
1894	778,992	16,512,106	21 2	9,081,658	230,016	3,367,854	14 6	1,869,159
1893	913,954	17,545,248	19 2	10,509,604	356,721	4,186,603	11 7	2,486,521
1892	966,522	20,492,497	21 2	14,488,195	651,302	8,290,395	12 7	5,620,888
1891	849,956	21,872,488	25 7	20,800,736	510,634	10,711,538	21 0	9,951,019
1890	720,101	14,267,383	19 8	13,439,875	601,753	7,683,905	12 8	7,015,405
1889	822,115	13,001,865	15 8	11,493,648	398,610	5,697,707	14 3	5,019,680
1888	826,537	13,830,787	16 7	14,162,726	367,850	6,453,559	17 5	6,408,384
1887	897,743	14,440,611	16 1	11,321,439	484,821	5,633,117	11 6	4,393,831
1886	886,402	18,071,142	20 4	13,300,361	577,465	9,518,553	16 5	6,900,951
1885	875,136	21,478,281	24 5	17,504,799	799,463	9,129,881	11 4	7,358,684
1884	864,740	20,717,631	24 0	16,677,693	721,647	14,609,661	20 2	11,892,264
1883	1,097,210	11,656,957	10 6	12,239,805	586,410	9,726,063	16 6	10,406,887
1882	1,188,520	31,255,202	26 3	31,567,754	586,817	9,665,999	16 5	10,245,959
Annual Averages:								
1922-1931	714,625	18,663,676	26 1	20,643,336	110,019	2,127,458	19 3	2,308,807
1912-1921	656,001	15,264,886	23 3	22,062,175	198,052	3,609,481	18 2	6,193,730
1902-1911	720,272	16,912,017	23 5	14,142,444	182,335	3,269,976	17 9	2,655,591
1892-1901	930,794	18,668,313	20 1	12,650,091	356,355	5,405,846	15 2	3,650,840
1882-1891	902,846	18,059,235	20 0	16,250,884	563,547	8,882,998	15 8	7,959,306
1882-1937	759,811	17,058,360	22 5	16,438,770	262,271	4,350,124	16 6	4,215,979

STATISTICS OF FARM CROPS

OATS AND BARLEY

The following table gives the area, produce and market value of Oats and Barley for the years 1882 to 1937, together with the annual averages for the various periods of ten years and the average for the fifty-six years.

Years	Oats				Barley			
	Acres	Bushels	Per acre	Market value	Acres	Bushels	Per acre	Market value
1937	2,263,935	73,712,228	32.6	31,035,041	555,939	16,029,856	28.8	9,380,594
1936	2,345,906	66,857,962	28.5	32,091,668	519,233	14,018,054	27.0	11,214,391
1935	2,376,736	85,560,799	36.0	23,957,144	523,035	16,841,004	32.2	6,736,335
1934	2,390,817	81,526,069	34.1	28,534,021	484,908	14,741,263	30.4	7,370,538
1933	2,315,700	65,543,218	28.3	21,629,214	461,226	12,037,325	26.1	4,935,203
1932	2,338,569	75,517,411	32.3	18,878,732	456,000	13,771,000	30.2	4,958,004
1931	2,330,128	77,979,490	33.5	19,499,057	437,588	13,407,038	30.6	4,898,775
1930	2,468,913	97,481,866	39.5	28,983,780	609,879	20,910,731	34.3	7,496,760
1929	2,335,310	73,640,478	31.5	45,918,227	622,063	18,032,191	29.0	13,799,386
1928	2,659,980	93,461,068	35.1	51,912,665	615,433	19,944,133	32.4	14,790,285
1927	2,689,295	101,913,746	37.9	58,438,236	514,802	17,238,125	33.5	13,382,864
1926	2,831,755	95,722,130	33.8	49,615,846	449,095	14,447,171	32.0	9,823,171
1925	2,837,390	118,100,471	41.6	53,404,626	436,383	14,917,247	34.2	10,160,463
1924	2,891,990	114,249,129	39.5	61,899,999	439,177	14,570,403	32.1	11,970,808
1923	2,967,417	103,485,442	34.9	46,937,124	452,490	13,523,349	29.9	8,487,609
1922	3,034,090	116,033,569	38.2	50,450,114	433,922	13,971,811	32.2	8,561,782
1921	3,094,958	72,575,191	23.4	36,555,194	462,176	10,149,353	22.0	6,665,865
1920	2,880,053	129,171,312	44.9	75,159,913	484,328	16,660,350	34.4	15,631,613
1919	2,674,341	78,388,018	29.3	76,572,899	569,183	13,133,757	23.1	19,146,902
1918	2,924,468	131,752,601	45.1	98,798,745	660,404	24,247,673	36.7	25,112,912
1917	2,763,355	111,232,817	40.3	86,640,057	551,298	18,387,741	33.4	23,118,166
1916	2,689,762	71,297,528	26.5	47,066,428	527,886	12,388,969	23.5	14,621,940
1915	2,871,755	120,217,952	41.9	47,452,121	552,318	19,893,129	36.0	11,130,811
1914	2,776,883	103,564,322	37.3	51,232,043	579,473	18,096,754	31.2	11,640,790
1913	2,699,459	98,426,902	36.5	36,342,489	623,658	18,255,958	29.3	10,136,759
1912	2,601,735	98,444,807	37.8	38,005,016	647,382	19,232,275	29.7	11,296,962
1911	2,699,230	84,829,232	31.4	37,494,695	616,977	16,248,129	26.3	12,000,154
1910	2,757,933	102,084,924	37.0	35,698,964	626,144	19,103,107	30.5	9,930,410
1909	2,695,585	90,235,579	33.5	35,612,676	695,262	18,776,777	27.0	10,286,328
1908	2,774,259	96,626,419	34.8	38,987,985	734,029	20,888,569	28.5	10,943,788
1907	2,932,509	83,524,301	28.5	40,759,859	766,891	21,718,332	28.3	12,900,689
1906	2,716,711	108,341,455	39.9	36,836,095	756,163	25,253,011	33.4	11,363,855
1905	2,668,416	105,563,572	39.6	35,469,360	772,633	24,265,394	31.4	10,409,854
1904	2,654,936	102,173,443	38.5	33,002,022	772,434	24,567,825	31.8	10,736,140
1903	2,638,665	109,874,053	41.6	32,193,097	709,839	24,378,817	34.3	10,263,482
1902	2,500,758	106,431,439	42.6	37,038,141	661,622	21,890,602	33.1	9,872,661
1901	2,408,264	78,334,490	32.5	28,357,085	637,201	16,761,076	26.3	7,542,484
1900	2,398,834	89,693,327	37.4	23,768,732	577,810	16,909,751	29.3	6,577,893
1899	2,363,778	89,897,724	38.0	24,901,670	490,374	14,830,891	30.2	5,858,202
1898	2,376,360	86,858,293	36.6	22,409,440	438,784	12,663,668	28.9	4,812,194
1897	2,432,491	86,318,128	35.5	19,507,897	451,515	12,021,779	26.6	3,245,880
1896	2,425,107	82,979,992	34.2	16,595,998	462,792	12,669,744	27.4	4,003,639
1895	2,373,309	84,697,566	35.7	24,646,992	478,046	12,090,507	25.3	4,884,565
1894	2,342,766	70,172,510	30.0	21,613,135	486,261	10,980,404	22.6	4,447,064
1893	1,936,644	58,584,529	30.3	19,450,064	467,315	9,806,088	21.0	3,932,241
1892	1,861,469	64,758,053	34.8	19,945,480	499,225	12,274,318	24.6	5,069,293
1891	1,840,636	75,009,542	40.8	27,378,483	553,166	16,141,904	29.2	7,925,675
1890	1,882,366	52,768,207	28.0	21,687,734	701,326	15,600,169	22.2	7,831,285
1889	1,923,444	64,346,301	33.5	19,625,622	875,286	23,386,388	26.7	10,290,011
1888	1,849,868	65,466,911	35.4	26,514,099	895,432	23,366,569	26.1	14,043,308
1887	1,682,463	49,848,101	29.6	17,247,443	767,346	17,134,830	22.3	9,715,448
1886	1,621,901	58,665,608	36.2	18,772,995	735,778	19,512,278	26.5	10,009,799
1885	1,543,745	55,229,742	35.8	17,397,369	597,873	16,533,587	27.7	9,126,540
1884	1,481,828	57,696,304	38.9	19,097,476	700,472	19,119,041	27.3	10,247,806
1883	1,418,309	54,573,609	38.5	20,737,971	757,156	18,414,337	24.3	10,496,172
1882	1,387,487	50,501,701	36.4	21,715,731	848,617	24,284,407	28.6	15,784,865
Annual Averages:								
1922-1931	2,704,627	99,206,739	36.7	46,705,967	501,083	16,096,220	32.1	10,337,190
1912-1921	2,797,677	101,507,145	36.3	59,382,491	565,811	17,044,596	30.1	14,650,272
1902-1911	2,703,900	98,968,442	36.6	36,309,289	711,199	21,709,056	30.5	10,870,736
1892-1901	2,291,902	79,229,462	34.6	22,119,649	498,932	13,100,823	26.3	5,037,346
1882-1891	1,663,205	58,410,603	35.1	21,017,492	743,245	19,349,351	26.0	10,547,091
1882-1937	2,422,228	86,106,100	35.5	36,097,763	592,912	17,150,696	28.9	9,982,525

STATISTICS OF FARM CROPS

PEAS AND BEANS

The following table gives the area, produce and market value of Peas and Beans for the years 1882 to 1937, together with the annual averages for the various periods of ten years and the average for the fifty-six years.

Years	Peas				Beans			
	Acres	Bushels	Per acre	Market value	Acres	Bushels	Per acre	Market value
				\$				\$
1937	58,358	796,208	13.6	1,242,687	57,175	1,105,660	19.3	1,178,628
1936	66,831	815,101	12.2	1,263,360	56,344	743,037	13.2	1,501,391
1935	68,709	1,168,244	17.0	1,109,639	56,987	1,031,871	18.1	1,496,499
1934	68,811	1,156,027	16.8	983,041	49,445	692,025	14.0	878,504
1933	58,746	938,755	16.0	750,856	52,320	779,476	14.9	717,326
1932	59,535	1,071,344	18.0	696,348	61,821	1,059,559	17.1	519,132
1931	58,944	972,832	16.5	608,586	76,312	1,184,172	15.5	685,934
1930	80,093	1,581,468	19.7	1,657,822	67,540	905,498	13.4	1,306,852
1929	79,523	1,235,658	15.5	2,013,945	63,732	1,113,310	17.5	3,373,233
1928	109,887	1,892,588	17.2	2,892,490	50,953	873,427	17.1	3,343,825
1927	105,662	2,035,687	19.3	3,049,924	47,156	725,011	15.4	1,700,257
1926	97,865	1,880,301	19.2	2,831,588	51,721	819,166	15.8	1,913,221
1925	133,434	2,607,287	19.5	3,532,258	61,080	1,154,317	18.9	2,431,446
1924	130,989	2,456,164	18.8	3,712,042	52,047	856,860	16.5	1,958,602
1923	117,409	2,030,850	17.3	2,940,685	41,127	633,713	15.4	1,538,701
1922	105,544	2,076,965	19.7	2,914,720	39,999	622,781	15.6	1,579,549
1921	105,964	1,441,095	13.6	2,205,423	26,509	427,531	16.1	1,005,057
1920	109,187	2,209,523	20.2	4,270,938	22,744	380,499	16.7	1,097,137
1919	127,253	1,816,517	14.3	4,794,268	22,920	288,480	12.6	1,154,081
1918	113,862	2,381,937	20.9	5,184,332	100,082	1,387,834	13.9	6,230,007
1917	90,322	1,512,567	16.7	4,855,888	110,680	1,078,510	9.7	7,446,626
1916	95,542	1,243,979	13.4	2,618,754	53,999	583,105	10.8	3,183,086
1915	126,943	2,043,049	16.1	3,302,641	62,863	882,819	14.0	2,745,105
1914	177,856	2,609,585	14.7	3,565,974	51,149	835,895	16.3	1,787,432
1913	177,303	3,108,263	17.5	3,127,551	66,639	1,021,243	15.3	1,738,900
1912	221,524	3,667,005	16.6	4,047,354	69,703	1,182,132	17.0	2,280,173
1911	304,491	4,462,182	14.7	4,380,883	51,508	898,212	17.4	1,711,089
1910	403,414	6,016,003	14.9	4,856,986	49,778	892,927	17.9	1,386,798
1909	381,609	7,613,656	20.0	6,437,685	45,029	826,344	18.4	1,334,325
1908	396,642	7,401,336	18.7	6,121,449	46,477	783,757	16.9	1,160,103
1907	340,977	7,365,036	21.6	5,744,728	47,562	790,269	16.6	1,201,209
1906	410,356	7,388,987	18.0	5,216,625	51,272	950,312	18.5	1,320,934
1905	374,518	7,100,021	19.0	4,636,314	50,543	846,443	16.7	1,117,305
1904	339,260	6,629,866	19.5	4,176,816	50,892	912,849	17.9	1,113,676
1903	407,133	8,924,650	21.9	5,738,550	53,039	978,246	18.4	1,379,327
1902	532,639	7,664,679	14.4	5,441,922	53,964	670,633	12.4	905,355
1901	602,724	10,089,173	16.7	6,588,230	53,688	824,122	15.4	1,030,153
1900	661,592	14,058,198	21.2	8,027,231	44,053	820,373	18.6	817,912
1899	743,139	15,140,790	20.4	8,675,673	40,485	651,009	16.1	703,090
1898	865,951	13,521,263	15.6	7,058,099	45,220	759,657	16.8	531,760
1897	896,735	13,867,093	15.5	5,838,046	50,591	981,340	19.4	639,834
1896	829,601	17,493,148	21.1	7,696,985	68,369	1,197,535	17.5	819,114
1895	799,963	15,568,103	19.5	8,531,320	72,747	1,494,179	20.5	1,414,988
1894	785,007	14,022,888	17.9	7,516,268	59,281	827,514	14.0	913,575
1893	738,741	14,168,955	19.2	7,651,236	48,858	664,310	13.6	783,886
1892	774,732	14,494,430	18.7	8,551,714	33,249	535,931	16.1	529,500
1891	752,453	18,323,459	24.4	11,690,367	41,451	769,600	18.6	816,546
1890	781,206	15,389,313	19.7	9,279,756	39,456	761,341	19.3	978,323
1889	708,068	13,509,237	19.1	7,524,645	21,830	371,893	17.0	471,188
1888	696,653	14,269,863	20.5	9,332,490	22,700	534,526	23.5	607,756
1887	726,756	12,173,332	16.8	6,804,892	20,275	275,975	13.6	270,180
1886	703,936	16,043,734	22.8	8,439,004	21,072	482,072	22.9	403,494
1885	646,081	14,006,192	21.7	8,123,591	24,651	496,564	20.1	397,251
1884	570,928	13,691,607	24.0	8,817,395	24,878	592,044	23.8	698,612
1883	542,771	10,673,723	19.7	7,578,343	25,907			
1882	560,770	11,006,115	19.6	8,144,525	19,787	409,910	20.7	807,523
Annual Averages:								
1922-1931	101,935	1,876,980	18.4	2,615,406	55,167	888,826	16.1	1,983,162
1912-1921	134,576	2,203,352	16.4	3,797,312	58,729	806,805	13.7	2,866,760
1902-1911	389,104	7,056,642	18.1	5,275,196	50,006	854,997	17.1	1,263,012
1892-1901	769,819	14,242,404	18.5	7,613,480	51,654	875,597	17.0	818,381
1882-1891	668,962	13,908,658	20.8	8,573,501	26,201	469,393	17.9	545,087
1882-1937	375,445	7,121,893	19.0	5,085,623	49,137	786,371	16.0	1,447,420

STATISTICS OF FARM CROPS

RYE AND BUCKWHEAT

The following table gives the area, produce and market value of Rye and Buckwheat for the years 1882 to 1937, together with the annual averages for the various periods of ten years and the average for the fifty-six years.

Years	Rye				Buckwheat			
	Acres	Bushels	Per acre	Market value	Acres	Bushels	Per acre	Market value
1937.....	74,704	1,291,222	17.3	\$ 1,006,882	195,193	3,753,901	19.2	\$ 2,237,761
1936.....	53,212	893,962	16.8	751,119	196,971	3,959,741	20.1	2,732,034
1935.....	59,340	1,044,363	17.6	417,797	186,427	3,896,451	20.9	1,558,406
1934.....	55,947	865,988	15.5	475,984	213,904	4,384,994	20.5	2,060,966
1933.....	54,006	913,024	16.9	465,739	207,124	4,349,266	21.0	1,826,807
1932.....	57,500	1,024,000	17.8	378,924	196,552	4,511,006	22.9	1,579,166
1931.....	61,701	1,104,754	17.9	462,594	178,719	3,665,584	20.5	1,551,607
1930.....	52,881	937,302	17.7	454,565	275,317	5,675,616	20.6	2,935,428
1929.....	52,023	873,239	16.8	847,938	294,388	5,562,013	18.9	4,627,121
1928.....	66,307	1,131,172	17.1	1,076,724	271,243	5,692,376	21.0	4,638,578
1927.....	72,323	1,289,058	17.8	1,228,421	249,210	5,892,510	23.6	4,593,204
1926.....	86,355	1,501,390	17.4	1,309,840	234,870	4,975,192	21.2	3,830,695
1925.....	98,652	1,784,625	18.1	1,553,529	257,932	5,579,109	21.6	4,086,236
1924.....	126,641	2,299,545	18.2	2,471,369	240,552	6,449,496	26.8	5,593,465
1923.....	123,354	2,011,325	16.3	1,481,691	230,276	5,012,010	21.8	3,670,511
1922.....	152,709	2,500,354	16.4	1,959,112	197,812	4,266,215	21.6	3,137,448
1921.....	122,868	1,775,599	14.5	1,467,086	147,944	3,354,201	22.7	2,482,999
1920.....	133,090	2,349,880	17.7	3,336,240	143,204	3,190,478	22.3	3,367,161
1919.....	140,072	2,219,042	15.8	3,531,031	178,569	4,071,959	22.8	5,727,413
1918.....	112,726	1,812,909	16.1	2,750,561	223,662	4,597,990	20.6	6,207,986
1917.....	133,077	2,222,325	16.7	3,614,591	153,457	2,992,391	19.5	4,278,256
1916.....	148,738	2,354,410	15.8	2,797,290	229,205	3,261,888	14.2	3,555,699
1915.....	173,736	3,210,512	18.5	2,532,051	193,497	4,278,366	22.1	3,057,398
1914.....	138,913	2,315,532	16.7	1,965,522	177,227	4,251,421	24.0	3,041,564
1913.....	118,429	1,979,775	16.7	1,310,306	228,279	4,012,418	17.6	2,549,398
1912.....	105,949	1,839,675	17.4	1,287,208	205,893	5,414,796	26.3	2,950,001
1911.....	98,652	1,562,971	15.8	1,326,510	189,039	3,852,231	20.4	2,324,992
1910.....	95,397	1,620,333	17.0	1,024,787	194,913	4,693,881	24.1	2,346,387
1909.....	94,661	1,573,921	16.6	1,060,566	176,630	4,280,790	24.2	2,284,440
1908.....	87,908	1,453,616	16.5	1,012,953	140,605	3,323,668	23.6	1,799,890
1907.....	67,158	1,039,021	15.5	721,081	113,039	2,546,468	22.5	1,461,673
1906.....	79,870	1,327,582	16.6	808,497	106,444	1,792,903	16.8	887,487
1905.....	101,292	1,714,951	16.9	974,092	101,591	2,199,652	21.7	1,099,826
1904.....	130,702	2,001,826	15.3	1,153,052	100,608	2,066,234	20.5	1,004,190
1903.....	179,277	2,970,768	16.6	1,443,793	95,487	2,049,169	21.5	907,782
1902.....	189,318	3,509,332	18.5	1,772,213	93,324	1,911,683	20.5	917,608
1901.....	158,236	2,545,268	16.1	1,254,817	88,266	1,757,071	19.9	850,422
1900.....	142,213	2,357,635	16.6	1,143,453	102,570	1,874,261	18.3	819,052
1899.....	137,824	2,284,846	16.6	1,142,423	132,082	2,203,299	16.7	1,002,501
1898.....	165,089	2,673,234	16.2	1,162,857	150,394	2,373,665	15.8	1,002,732
1897.....	187,785	3,382,005	18.0	1,275,016	151,669	3,464,186	22.8	1,039,256
1896.....	148,680	2,230,873	15.0	816,500	145,606	2,603,669	17.9	794,119
1895.....	120,350	1,900,117	15.8	866,453	135,262	2,791,749	20.6	1,027,364
1894.....	90,144	1,386,606	15.4	612,880	145,268	2,534,335	17.4	993,459
1893.....	68,486	994,771	14.5	472,516	133,828	2,380,456	17.8	995,031
1892.....	73,073	1,132,504	15.5	631,937	125,104	2,521,214	20.2	1,063,952
1891.....	67,865	1,134,630	16.7	820,337	107,879	2,608,142	24.2	1,150,191
1890.....	103,061	1,563,345	15.2	823,883	90,111	2,053,720	22.8	883,100
1889.....	90,106	1,431,679	15.9	728,725	56,398	1,272,578	22.6	502,668
1888.....	84,087	1,295,302	15.4	779,772	57,528	1,222,283	21.2	602,585
1887.....	68,362	894,887	13.1	442,969	64,143	1,025,353	16.0	461,409
1886.....	67,779	1,106,462	16.3	577,573	70,792	1,678,708	23.7	565,725
1885.....	78,293	1,271,506	16.2	701,871	61,776	1,530,675	24.8	600,024
1884.....	103,416	1,648,259	15.9	984,010	65,836	1,484,570	22.5	593,828
1883.....	188,111	3,012,240	16.0	2,018,201	67,802
1882.....	185,276	3,473,799	18.7	2,223,231	50,035	1,262,973	25.2	505,189
Annual Averages:								
1922-1931.....	89,295	1,543,279	17.3	1,284,578	243,032	5,277,012	21.7	3,866,429
1912-1921.....	132,760	2,207,966	16.6	2,459,189	188,094	3,942,591	21.0	3,721,788
1902-1911.....	112,424	1,877,432	16.7	1,129,754	131,168	2,871,668	21.9	1,503,428
1892-1901.....	129,188	2,088,786	16.2	937,885	131,005	2,450,389	18.7	949,189
1882-1891.....	103,636	1,683,211	16.2	1,010,057	69,230	1,413,900	20.4	586,472
1882-1937.....	107,638	1,786,416	16.6	1,300,923	157,526	3,293,053	20.9	2,119,932

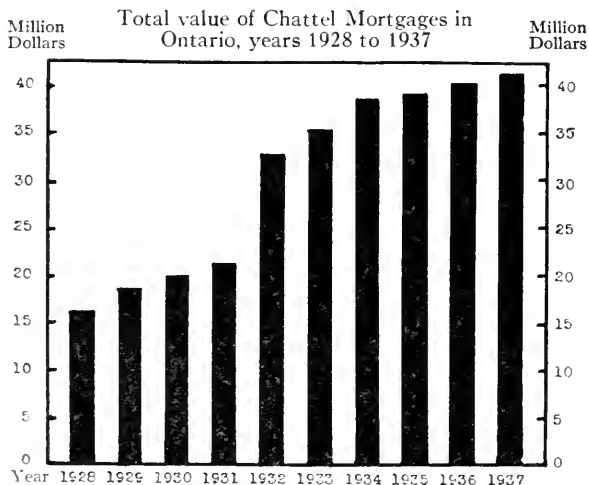
STATISTICS OF FARM CROPS

FLAX AND MIXED GRAINS

The following table gives the area, produce and market value of Flax and Mixed Grains for the years 1907 to 1937, together with the annual averages for the various periods and for the whole term of years.

Years	Flax				Mixed Grains			
	Acres	Bushels	Per acre	Market value	Acres	Bushels	Per acre	Market value
				\$				\$
1937	5,009	51,743	10.3	72,501	890,136	30,674,828	34.5	14,787,597
1936	5,289	34,423	6.5	50,819	953,079	27,830,699	29.2	14,750,022
1935	7,436	75,277	10.2	98,277	926,557	33,821,188	36.5	11,499,206
1934	5,666	56,716	10.0	75,550	941,448	32,195,970	34.2	12,878,261
1933	5,548	49,474	9.0	59,357	946,779	27,552,147	29.1	10,470,240
1932	6,280	61,569	9.8	55,540	986,161	33,327,100	33.8	10,997,537
1931	7,325	79,555	10.9	83,812	1,012,347	35,155,615	34.7	12,510,754
1930	5,235	51,257	9.8	78,809	958,086	37,512,279	39.2	13,857,314
1929	5,492	46,927	8.5	109,034	892,897	29,903,638	33.5	21,890,640
1928	7,964	67,441	8.5	141,111	905,693	33,691,418	37.2	23,420,648
1927	7,080	68,173	9.6	121,004	799,333	31,918,944	39.9	22,882,169
1926	7,712	75,736	9.8	148,149	770,981	28,577,629	37.1	18,697,998
1925	9,789	123,134	12.6	262,386	681,624	28,246,057	41.4	16,559,729
1924	6,619	77,801	11.8	162,590	645,622	26,403,332	40.9	18,231,508
1923	6,766	68,684	10.2	140,376	648,934	23,880,889	36.8	14,290,315
1922	4,556	48,662	10.7	106,046	552,399	21,270,479	38.5	11,882,085
1921	7,534	66,748	8.9	130,995	618,289	16,188,510	26.2	10,579,352
1920	21,053	224,893	10.7	515,983	581,689	25,712,447	44.2	20,556,442
1919	13,717	129,461	9.4	670,608	628,761	19,735,287	31.4	26,403,773
1918	15,925	196,221	12.3	*1,224,783	619,389	27,462,374	44.3	28,253,556
1917	7,372				515,593	20,102,421	39.0	20,876,501
1916	5,880				485,986	13,297,354	27.4	12,485,065
1915	5,334				475,738	19,461,609	40.9	10,602,271
1914	6,025				456,631	16,854,550	36.9	10,074,687
1913	7,431				414,517	15,113,480	36.5	7,953,111
1912	9,125				448,402	16,382,161	36.5	8,674,724
1911	12,128				486,112	14,845,595	30.5	9,104,141
1910	12,021				497,936	18,261,803	36.7	9,187,822
1909	11,253				474,530	16,199,434	34.1	8,825,196
1908	8,562				456,049	15,354,350	33.7	8,444,893
1907	9,296				443,100	14,202,511	32.1	7,811,381
Annual Averages:								
1922-1931	6,854	70,737	10.3	135,332	786,792	29,666,028	37.7	17,422,316
1912-1921	9,940				524,500	19,031,019	36.3	15,645,948
1907-1911	10,652				471,545	15,772,739	33.4	8,674,687
1907-1937	8,272				681,123	24,230,519	35.6	14,498,030

*Including seed of fibre variety commandeered and shipped to Ireland to the value of \$930,769. No estimates of yields of flax were made previous to 1918. The average for the twenty years, 1918-1937, was 8,100 acres, yielding 82,695 bushels, valued at \$215,387.



STATISTICS OF FARM CROPS

HUSKING CORN AND SILO CORN

The following table gives the area, produce and market value of *Corn (for husking and for silo) for the years 1892 to 1937, together with the annual averages for the various periods of ten years and the average for the forty-six years.

Years	Corn for Husking				Corn for Silo			
	Acres	Bushels (shelled)	Per acre	Market value	Acres	Tons (green)	Per acre	Market value
				\$				\$
1937	165,593	5,409,213	32.7	3,272,319	317,349	3,080,766	9.71	8,280,429
1936	164,399	6,082,942	37.0	4,136,165	306,934	2,470,816	8.05	7,858,238
1935	167,710	7,764,981	46.3	3,494,268	324,799	3,033,659	9.34	9,100,977
1934	161,137	6,797,863	42.2	4,419,012	323,173	2,990,000	9.25	11,960,000
1933	136,596	5,054,297	37.0	2,830,032	286,021	2,440,009	8.53	7,320,027
1932	130,257	5,056,623	38.8	2,275,625	285,343	2,573,977	9.02	6,434,943
1931	123,960	5,434,159	43.9	2,157,322	264,286	2,301,527	8.71	9,206,108
1930	130,094	5,148,898	39.6	3,569,682	311,817	2,619,049	8.40	10,476,196
1929	120,000	4,449,961	32.1	4,460,367	287,566	2,221,467	7.73	9,574,523
1928	110,192	4,614,567	41.9	4,714,511	299,307	2,685,727	8.97	11,199,482
1927	102,626	3,632,809	35.4	3,613,287	326,964	2,490,660	7.62	10,012,453
1926	179,325	6,886,293	38.4	5,529,069	367,772	3,497,071	9.51	15,736,820
1925	207,767	9,736,311	46.9	8,131,617	373,133	3,614,233	9.69	15,360,490
1924	263,615	11,141,331	42.3	11,737,059	403,060	3,977,017	9.87	17,896,577
1923	285,335	12,861,496	45.1	9,710,461	409,628	3,651,102	8.91	14,604,408
1922	265,018	12,306,242	46.5	8,609,503	438,819	4,413,191	10.06	17,652,764
1921	250,684	13,542,441	54.0	8,012,455	438,343	5,015,082	11.44	25,075,410
1920	243,909	12,914,851	52.9	12,867,119	449,176	4,668,054	10.39	23,340,270
1919	221,004	10,101,650	45.7	16,400,838	399,549	4,013,946	10.05	20,069,730
1918	195,310	8,676,715	44.4	13,650,415	380,946	3,944,313	10.35	17,749,409
1917	258,935	7,675,675	29.7	14,278,407	511,329	4,587,176	8.97	18,348,704
1916	258,332	8,478,048	32.8	9,446,060	439,411	3,276,185	7.46	10,647,610
1915	309,773	14,506,997	46.8	9,885,292	443,736	4,874,377	10.98	12,185,943
1914	290,817	15,488,240	53.3	10,622,455	418,105	4,751,223	11.36	11,878,058
1913	299,871	14,809,343	49.4	9,545,538	388,138	4,059,345	10.46	10,148,363
1912	301,251	14,646,312	48.6	8,162,565	377,982	3,969,597	10.50	9,923,993
1911	308,350	14,608,860	47.8	9,693,994	335,935	3,764,227	11.21	9,410,568
1910	320,519	16,600,257	51.8	9,301,245	326,627	3,788,364	11.60	7,576,728
1909	322,789	15,079,793	46.7	9,705,826	288,346	3,374,655	11.70	6,749,310
1908	299,690	15,734,081	52.5	9,440,336	233,753	2,729,265	11.68	5,458,530
1907	338,573	14,599,644	43.1	6,219,448	200,354	2,029,547	10.13	4,059,094
1906	289,456	15,992,455	55.3	9,019,744	180,796	2,149,413	11.89	4,298,826
1905	295,005	13,948,613	47.3	7,720,557	184,784	2,284,812	12.36	4,569,624
1904	329,882	13,494,609	40.9	7,570,476	193,115	2,023,340	10.48	4,046,680
1903	378,924	19,525,259	51.5	10,807,230	209,727	2,564,400	12.23	5,128,800
1902	371,959	13,674,796	36.7	8,327,951	209,859	2,611,334	12.44	5,222,668
1901	323,923	16,558,737	51.1	9,438,480	197,932	2,359,514	11.92	4,719,028
1900	330,772	18,062,374	54.6	8,588,659	179,798	2,147,532	11.94	4,295,064
1899	333,590	14,448,823	43.3	4,291,300	171,935	1,697,755	9.87	3,395,510
1898	330,748	15,628,395	47.3	4,711,961	189,948	2,128,073	11.20	4,256,146
1897	335,030	16,442,665	49.1	4,858,808	209,005	2,669,822	12.77	5,339,644
1896	317,667	16,047,576	50.5	4,717,987	178,962	1,948,780	10.89	3,897,560
1895	302,929	16,546,599	54.6	5,609,297	149,899	1,775,654	11.85	3,551,308
1894	267,348	10,850,235	40.6	4,247,867	111,361	1,049,765	9.43	2,099,530
1893	217,294	9,381,974	43.2	3,729,335	95,865	1,049,524	10.95	2,099,048
1892	181,463	7,486,332	41.3	2,953,358	91,403	948,907	10.38	1,897,814
Annual Averages:								
1922-1931	178,793	7,621,207	42.6	6,223,288	348,235	3,147,104	9.04	13,171,982
1912-1921	262,989	12,084,027	45.9	11,287,114	424,672	4,315,930	10.16	15,936,749
1902-1911	325,515	15,325,837	47.1	8,780,681	236,330	2,731,936	11.56	5,652,083
1892-1901	294,076	14,145,371	48.1	5,314,705	157,611	1,777,533	11.28	3,555,065
1892-1937	250,857	11,476,746	45.8	7,314,898	293,958	2,963,353	10.08	9,437,248

*The combined average area for corn for the ten years, 1882-1891, was 195,878 acres, the average value of the produce for the same period being \$3,704,614. The combined average for corn for the fifty-six years, 1882-1937, was 482,327 acres, the average value of the produce for the same period being \$14,422,229.

STATISTICS OF FARM CROPS

POTATOES AND TURNIPS

The following table gives the area, produce and market value of Potatoes and Turnips for the years 1882 to 1937, together with the annual averages for the various periods of ten years and the average for the fifty-six years.

Years	Potatoes				Turnips			
	Acres	Hundred-weight	Per acre	Market value	Acres	Bushels	Per acre	Market value
1937	150,649	10,130,437	67.2	6,122,043	62,002	24,908,885	402	2,989,066
1936	145,046	8,700,037	60.0	11,744,902	61,902	23,226,804	375	3,215,753
1935	149,245	7,877,771	52.8	7,878,163	62,248	21,786,804	350	2,614,416
1934	164,325	11,829,864	72.0	6,506,762	65,021	25,368,247	390	3,550,155
1933	157,536	8,694,295	55.2	8,694,061	66,100	20,228,057	306	2,427,366
1932	156,252	9,515,764	60.9	6,565,765	65,952	25,456,398	386	2,036,511
1931	168,158	12,015,901	71.5	4,735,770	68,323	23,489,120	344	2,348,912
1930	159,192	10,965,033	68.9	10,906,175	74,133	25,386,998	342	5,077,400
1929	148,435	8,484,053	57.2	15,271,732	72,502	22,848,692	315	4,569,738
1928	181,241	11,275,111	62.2	11,052,928	71,791	34,323,412	478	6,864,682
1927	159,871	9,297,184	58.2	13,662,224	68,479	29,452,281	430	5,448,672
1926	153,468	9,897,774	64.5	18,627,771	71,500	23,204,013	325	4,640,803
1925	163,790	9,428,872	57.6	21,513,125	73,318	28,015,466	382	5,042,784
1924	169,145	14,979,218	88.6	13,355,441	70,110	32,547,607	464	5,533,093
1923	164,682	11,479,188	69.7	14,306,447	65,193	27,099,910	416	5,419,982
1922	172,858	12,209,725	70.6	10,385,525	67,635	29,923,528	442	5,984,706
1921	164,096	9,240,085	56.3	13,589,599	70,715	24,265,547	343	6,673,025
1920	157,509	14,377,025	91.3	23,776,530	80,588	40,141,406	498	11,038,887
1919	157,286	9,086,953	57.8	25,026,467	85,312	28,740,526	337	7,903,645
1918	166,203	11,625,568	69.9	19,238,431	85,449	42,190,382	494	10,547,596
1917	146,481	10,975,041	74.9	22,530,291	93,034	39,989,556	430	7,997,911
1916	139,523	4,445,057	31.9	9,684,215	91,670	24,067,699	263	3,369,478
1915	173,934	7,960,214	45.8	10,805,026	97,451	46,598,851	478	4,659,885
1914	167,591	16,030,552	95.7	11,747,332	95,371	46,336,708	486	4,633,671
1913	159,661	11,414,469	71.5	12,114,656	97,572	41,889,894	429	4,188,989
1912	158,888	12,807,836	80.6	13,604,052	101,529	49,561,566	488	4,956,157
1911	162,457	8,351,219	51.4	11,722,539	100,593	39,664,275	394	3,966,428
1910	168,454	13,156,682	78.1	10,798,597	108,360	49,425,472	456	4,942,547
1909	169,695	14,787,170	87.1	8,989,452	113,400	50,738,940	447	5,073,894
1908	166,974	11,110,585	66.5	8,874,201	120,920	41,210,189	341	4,121,019
1907	177,186	12,034,605	67.9	11,693,625	123,011	48,205,605	392	4,820,561
1906	136,064	9,012,179	66.2	8,080,921	132,512	57,060,151	431	5,706,015
1905	132,530	8,619,629	65.0	6,608,383	135,348	57,654,086	426	5,765,409
1904	133,819	9,287,473	69.4	7,847,915	133,207	64,861,703	487	6,486,170
1903	139,011	10,005,868	72.0	7,354,313	134,469	69,316,341	515	6,931,634
1902	144,733	7,765,501	53.7	7,312,514	136,725	71,740,204	525	7,174,020
1901	154,155	10,869,982	70.5	7,717,687	145,909	68,287,467	468	6,828,747
1900	163,754	12,885,863	78.7	5,605,351	156,583	59,330,395	379	5,933,040
1899	168,148	11,960,020	71.1	6,538,144	153,440	58,078,390	379	5,807,839
1898	169,946	8,615,175	50.7	6,332,154	151,601	64,727,882	427	6,472,788
1897	169,333	9,660,478	57.1	6,424,218	149,336	68,297,148	457	6,829,715
1896	178,965	12,783,286	71.4	5,582,035	148,234	69,814,841	471	6,981,484
1895	184,647	17,634,530	95.5	5,936,959	151,806	63,496,702	418	6,349,670
1894	167,253	10,297,878	61.6	6,075,748	147,657	61,694,487	418	6,169,449
1893	142,601	7,746,727	54.3	5,099,929	136,604	56,975,355	417	5,697,535
1892	145,703	7,373,890	50.6	6,194,068	129,627	63,541,641	490	6,354,164
1891	160,218	14,433,532	90.1	7,842,219	126,075	68,853,452	546	6,885,345
1890	158,094	10,536,670	66.6	7,779,575	111,055	47,040,563	424	4,704,056
1889	145,812	8,613,317	59.1	6,531,766	111,103	37,021,260	333	3,702,126
1888	153,915	13,364,164	86.8	7,060,733	113,188	47,640,237	421	4,764,024
1887	140,283	6,406,800	45.7	6,705,784	105,322	31,413,456	298	3,141,346
1886	140,143	9,607,415	68.6	7,189,548	98,931	47,061,053	476	4,706,105
1885	159,741	12,654,686	79.2	8,668,460	102,303	41,137,735	402	4,113,774
1884	168,757	16,527,757	97.9	11,018,504	104,190	44,406,363	426	4,440,636
1883	166,823	9,840,469	59.0	10,168,485	98,429	29,879,354	304	2,987,935
1882	160,700	11,059,287	68.8	11,796,573	78,823	35,359,331	448	3,535,933
Annual Averages:								
1922-1931	164,084	11,063,276	67.4	13,381,714	70,298	27,629,103	393	5,093,077
1912-1921	159,117	10,796,280	67.9	16,211,660	89,869	38,378,214	427	6,596,924
1902-1911	153,092	10,413,091	68.0	8,928,246	123,855	54,987,697	444	5,498,770
1892-1901	164,451	10,982,783	66.8	6,150,629	147,080	63,424,431	431	6,342,443
1882-1891	155,449	11,304,410	72.7	8,476,165	104,943	42,981,280	410	4,298,128
1882-1937	158,660	10,756,190	67.8	10,339,211	102,566	43,124,508	420	5,270,762

STATISTICS OF FARM CROPS
MANGELS AND SUGAR BEETS

The following table gives the area, produce and market value of Mangels for the years 1882 to 1937, and of Sugar Beets for the years 1907 to 1937, together with the annual averages for the various periods of ten years and the average for the full period.

Years	Mangels				Sugar Beets			
	Acres	Bushels	Per acre	Market value	Acres	Tons	Per acre	Market value
				\$				\$
1937	33,202	14,130,612	426	1,695,673	30,274	240,405	7.94	1,286,167
1936	32,408	12,941,428	399	1,811,800	37,564	390,667	10.40	2,078,348
1935	33,829	12,787,436	378	1,534,492	39,892	339,086	8.50	1,800,547
1934	33,079	13,826,991	418	1,935,779	37,575	255,695	6.80	1,457,462
1933	32,071	10,785,774	336	1,294,293	31,904	319,040	10.00	1,993,966
1932	31,797	12,781,446	402	1,022,515	33,256	332,560	10.00	1,745,939
1931	32,399	11,855,500	366	1,185,550	35,258	327,899	9.30	1,965,880
1930	29,055	10,626,135	366	2,125,227	38,220	340,158	8.90	2,333,909
1929	30,395	9,728,083	320	1,945,617	36,864	303,391	8.23	2,022,347
1928	33,567	14,738,443	439	2,947,689	45,294	380,470	8.40	2,757,898
1927	34,665	13,494,700	389	2,496,520	38,503	336,131	8.73	2,606,653
1926	34,009	13,548,484	398	2,709,697	41,594	471,260	11.33	3,766,217
1925	35,385	14,881,069	421	2,678,592	37,718	416,784	11.05	3,003,608
1924	35,958	15,616,128	434	2,654,742	36,080	333,740	9.25	2,272,570
1923	35,118	14,865,791	423	2,973,158	22,450	16,194	9.63	1,729,523
1922	35,274	16,366,353	464	3,273,271	20,725	190,256	9.18	1,523,246
1921	31,225	11,909,854	381	3,275,210	28,367	268,068	9.45	2,946,068
1920	36,450	17,174,290	471	4,722,930	36,288	412,957	11.38	4,536,693
1919	35,010	13,409,270	383	3,687,549	24,500	239,610	9.78	2,636,286
1918	40,714	18,244,453	448	4,561,113	22,894	235,350	10.28	2,349,535
1917	49,148	19,492,626	397	3,898,525	22,039	169,700	7.70	1,356,223
1916	42,793	9,756,015	228	1,365,842	22,482	150,629	6.70	843,351
1915	50,799	25,356,323	498	2,028,506	22,890	216,311	9.45	1,080,535
1914	50,663	25,439,520	502	2,035,162	18,534	186,823	10.08	933,352
1913	54,568	21,935,847	402	1,754,868	19,083	159,916	8.38	798,647
1912	60,103	27,671,114	460	2,213,689	21,054	195,381	9.28	977,383
1911	64,855	28,126,313	434	2,250,105	24,664	223,949	9.08	1,117,707
1910	68,966	34,686,137	503	2,774,891	26,879	280,886	10.45	1,348,629
1909	70,488	28,928,347	410	2,314,267	19,812	174,940	8.83	840,188
1908	67,937	29,870,966	440	2,389,677	17,453	175,054	10.03	840,570
1907	68,644	30,260,315	441	2,420,825	16,851	206,088	12.23	988,445
1906	69,352	32,863,192	474	2,629,055				
1905	69,035	33,216,930	481	2,657,354				
1904	71,344	33,595,440	471	2,687,635				
1903	80,918	41,768,239	516	3,341,459				
1902	76,553	39,140,924	511	3,131,274				
1901	61,095	29,683,324	486	2,374,666				
1900	54,543	24,728,525	453	1,978,282				
1899	53,401	20,898,387	391	1,671,871				
1898	47,923	21,957,564	458	1,756,605				
1897	41,175	18,103,387	440	1,448,271				
1896	36,101	16,849,401	467	1,347,952				
1895	34,383	15,961,502	464	1,276,920				
1894	27,670	11,532,127	417	922,570				
1893	21,519	8,582,568	399	686,605				
1892	22,026	10,350,474	470	828,038				
1891	22,961	11,779,448	513	942,356				
1890	25,953	11,594,518	447	927,561				
1889	21,211	7,223,478	341	577,878				
1888	21,459	10,020,659	467	801,653				
1887	17,924	5,695,761	318	455,661				
1886	18,170	8,787,743	484	703,019				
1885	16,435	7,660,729	466	612,858				
1884	18,341	8,655,184	472	692,415				
1883	17,219	6,252,015	363	500,161				
1882	15,792	7,711,420	488	616,913				
Annual Averages:								
1922-1931	33,583	13,572,069	404	2,499,006	35,271	331,547	9.40	2,398,185
1912-1921	45,147	19,038,931	422	2,954,339	23,813	223,366	9.38	1,845,807
1902-1911	70,809	33,245,680	470	2,659,654	*21,132	*212,377	*10.05	*1,027,108
1892-1901	39,984	17,864,726	447	1,429,178				
1882-1891	19,546	8,538,096	437	683,048				
1882-1937	40,841	17,854,441	437	1,991,907	†29,257	†273,798	†9.36	†1,868,964

*1907-11.

†1907-37.

STATISTICS OF FARM CROPS

ALFALFA AND HAY AND CLOVER

The following table gives the area, produce and market value of Alfalfa for the years 1912 to 1937, and of Hay and Clover for the years 1882 to 1937, together with the annual averages for the various periods of ten years and the average for the whole period.

Years	Alfalfa				Hay and Clover			
	Acres	Tons	Per acre	Market value	Acres	Tons	Per acre	Market value
1937	646,657	1,664,219	2.57	12,162,141	†2,474,861	4,190,574	1.69	29,923,850
1936	666,374	1,519,010	2.28	13,276,250	†2,510,329	3,936,141	1.57	34,612,053
1935	588,911	1,519,349	2.58	11,499,393	†2,529,452	4,603,677	1.82	32,593,451
1934	510,215	934,035	1.83	12,559,686	†2,618,811	2,775,995	1.06	35,032,423
1933	560,518	1,300,039	2.32	10,023,129	†2,769,610	4,127,139	1.49	34,708,446
1932	527,793	1,403,923	2.66	11,527,009	†2,780,349	4,420,718	1.59	32,005,889
1931	431,110	971,304	2.25	9,816,770	†2,858,923	4,615,372	1.61	33,906,045
1930	641,686	1,409,528	2.20	16,065,846	†2,849,702	4,353,094	1.53	45,365,729
1929	685,880	1,596,212	2.33	19,546,701	†2,915,221	4,661,660	1.60	52,573,554
1928	743,230	1,730,135	2.33	20,020,248	†2,811,076	4,455,615	1.59	50,026,378
1927	806,397	1,865,868	2.31	21,915,225	†2,832,813	4,914,515	1.73	54,161,232
1926	748,473	1,850,392	2.47	25,889,781	†2,889,143	4,248,048	1.47	54,154,454
1925	550,645	1,397,462	2.54	19,306,047	†3,022,507	4,181,206	1.38	50,738,655
1924	381,258	1,067,717	2.80	12,252,536	3,545,856	5,615,238	1.58	61,283,373
1923	299,610	788,431	2.63	8,915,438	3,596,484	5,799,422	1.61	64,069,155
1922	221,326	629,135	2.84	7,439,403	3,575,662	5,568,459	1.56	66,964,036
1921	177,205	456,378	2.58	8,023,795	3,551,655	3,954,166	1.11	76,193,216
1920	162,820	399,581	2.45	10,172,434	3,533,740	4,459,094	1.26	109,036,159
1919	146,790	314,419	2.14	7,293,462	3,508,266	5,588,804	1.59	126,750,915
1918	144,010	328,971	2.28	6,579,420	3,470,036	4,596,854	1.32	83,344,591
1917	189,109	462,956	2.45	5,460,205	3,358,579	6,156,340	1.83	72,705,998
1916	177,565	460,788	2.60	4,822,622	3,294,419	6,739,259	2.05	71,503,879
1915	165,284	428,739	2.59	6,044,599	3,066,468	3,825,024	1.25	55,660,170
1914	163,685	372,759	2.28	5,195,667	3,251,799	3,469,795	1.07	50,721,713
1913	167,707	380,606	2.27	5,090,267	3,261,139	3,543,957	1.09	46,212,298
1912	189,959	460,201	2.42	5,542,772	3,177,410	4,760,512	1.50	55,906,657
1911					3,301,468	4,238,362	1.28	55,767,671
1910					3,204,021	5,492,653	1.71	54,407,105
1909					3,228,445	3,885,145	1.20	49,754,078
1908					3,253,141	4,635,287	1.42	47,696,579
1907					3,289,552	3,891,863	1.18	58,806,050
1906					3,069,917	4,684,625	1.53	42,630,087
1905					3,020,365	5,847,494	1.94	45,142,654
1904					2,926,207	5,259,189	1.80	41,915,736
1903					2,783,565	4,336,562	1.56	34,432,302
1902					2,646,202	4,955,438	1.87	40,386,820
1901					2,557,263	4,632,317	1.81	37,012,213
1900					2,526,566	3,133,045	1.24	26,568,222
1899					2,505,422	3,498,705	1.40	27,010,003
1898					2,453,503	4,399,063	1.79	27,362,172
1897					2,341,488	3,811,518	1.63	27,366,699
1896					2,426,711	2,260,240	.93	21,879,123
1895					2,537,674	1,849,914	.73	22,753,942
1894					2,576,943	3,575,200	1.39	27,028,512
1893					2,766,894	4,963,557	1.79	37,921,575
1892					2,515,367	4,384,838	1.74	35,955,672
1891					2,549,975	2,392,798	.94	28,498,224
1890					2,462,002	4,305,915	1.75	34,232,024
1889					2,386,223	3,728,313	1.56	37,208,564
1888					2,292,638	2,009,017	.88	33,570,674
1887					2,280,643	3,093,610	1.36	35,947,748
1886					2,295,151	2,994,446	1.35	29,016,182
1885					2,268,091	3,252,155	1.43	32,033,727
1884					2,193,369	3,044,912	1.39	29,109,359
1883					2,350,969	4,115,535	1.75	37,122,126
1882					1,825,890	2,090,626	1.14	24,125,824
Annual Averages								
1922-1931	550,962	1,330,618	2.42	16,116,800	3,141,888	4,946,462	1.57	54,824,511
1912-1921	168,413	406,540	2.41	6,422,524	3,347,351	4,709,381	1.41	74,803,560
1902-1911					*3,072,288	4,722,662	1.54	47,093,908
1892-1901					*2,520,783	3,650,840	1.45	29,085,813
1882-1891					*2,290,495	3,102,733	1.35	32,086,445
1882-1937	†411,316	988,929	2.40	11,401,572	2,837,321	4,155,047	1.46	45,853,857

*Including Alfalfa †Exclusive of Alsike and Sweet Clover, previously included. ‡1912-37.

STATISTICS OF FARM CROPS
CARROTS AND ALL FIELD CROPS

The following table gives the area, produce and market value of Carrots and of all Field Crops for the years 1882 to 1937, together with the annual averages for the various periods of ten years and the average for the whole period.

Years	Carrots				All Field Crops		
	Acres	Bushels	Per acre	Market value	Acres	Value	Per acre
				\$		\$	\$ c.
1937	1,951	394,101	202	47,292	9,043,201	150,203,348	16 61
1936	1,931	313,854	163	43,940	9,119,007	162,333,522	17 80
1935	2,075	352,761	170	42,331	9,106,295	131,260,274	14 41
1934	2,140	386,800	181	54,152	8,999,999	143,755,962	15 97
1933	2,086	271,229	130	32,547	9,194,940	124,679,714	13 56
1932	2,238	349,175	156	27,934	9,225,680	114,150,521	12 37
1931	3,179	436,517	137	43,652	9,176,062	125,219,586	13 65
1930	1,772	236,642	134	47,328	10,009,097	173,498,548	17 33
1929	1,777	222,903	125	44,581	10,020,294	236,651,277	23 62
1928	2,002	317,998	159	63,600	10,357,960	244,445,136	23 60
1927	1,743	286,863	165	53,070	10,305,045	256,627,042	24 90
1926	1,672	253,966	152	50,793	10,434,401	257,686,886	24 70
1925	1,835	325,478	177	58,586	10,364,317	261,490,292	25 23
1924	2,128	402,446	189	68,416	10,264,614	264,370,642	25 76
1923	1,780	285,270	160	57,054	10,296,961	219,114,500	21 28
1922	2,124	472,643	223	94,529	10,258,613	223,342,150	21 77
1921	2,217	410,501	185	112,888	10,075,073	222,177,881	22 05
1920	2,706	674,101	249	185,378	10,108,272	367,608,619	36 37
1919	2,706	605,803	224	166,596	9,915,884	397,238,400	40 06
1918	2,706	689,557	255	172,389	9,992,825	363,909,778	36 42
1917	2,920	758,292	260	151,658	9,718,259	333,353,438	34 30
1916	2,391	331,124	138	46,357	9,548,876	223,748,948	23 43
1915	2,439	686,232	281	85,779	9,762,951	210,674,415	21 58
1914	2,448	766,170	313	95,771	9,621,444	199,152,945	20 70
1913	2,400	592,016	247	74,002	9,541,537	168,455,253	17 65
1912	2,742	747,207	273	93,401	9,574,474	185,790,341	19 40
1911	3,207	815,129	254	101,891	9,718,741	179,974,358	18 52
1910	3,551	1,049,348	296	131,169	9,725,684	175,115,742	18 01
1909	3,506	1,001,653	286	125,207	9,578,323	167,966,577	17 54
1908	4,080	1,120,145	275	140,018	9,621,683	164,077,282	17 05
1907	4,530	1,585,500	350	198,187	9,750,615	176,354,759	18 09
1906	4,980	1,598,698	321	199,837	8,962,925	144,570,075	16 13
1905	5,509	1,846,659	335	230,832	8,897,898	142,804,431	16 05
1904	6,634	2,022,945	305	252,868	8,673,525	134,304,690	15 48
1903	7,805	2,612,778	335	326,597	8,731,405	136,657,807	15 65
1902	8,625	3,227,161	374	403,395	8,677,988	146,421,171	16 87
1901	9,221	3,199,967	347	399,996	8,667,512	128,325,648	14 81
1900	10,320	3,469,123	336	433,640	8,794,953	114,758,761	13 05
1899	11,891	3,674,035	309	459,254	8,753,926	105,771,321	12 08
1898	12,418	4,313,861	347	539,233	8,835,272	110,528,947	12 51
1897	12,025	4,433,628	369	554,204	8,701,705	106,952,471	12 29
1896	12,333	4,618,441	374	577,305	8,511,444	88,900,135	10 44
1895	13,002	4,581,373	352	572,672	8,321,173	99,655,895	11 98
1894	11,186	3,716,140	332	464,518	8,227,153	94,055,392	11 43
1893	9,288	2,971,450	320	371,431	8,054,612	101,886,557	12 65
1892	9,941	3,827,361	385	478,420	8,080,206	110,562,493	13 68
1891	9,858	3,814,016	387	476,752	7,834,213	130,866,023	16 70
1890	11,977	4,210,542	352	526,318	7,912,297	114,382,305	14 46
1889	11,261	3,431,959	305	428,995	7,758,583	106,500,799	13 73
1888	11,524	3,898,584	338	487,323	7,616,350	124,244,503	16 31
1887	9,110	2,105,686	231	263,210	7,429,084	99,583,524	13 40
1886	9,267	3,478,751	375	434,844	7,403,281	104,001,865	14 05
1885	9,024	3,462,319	384	432,790	7,350,443	110,068,586	14 97
1884	10,987	4,197,200	382	524,650	7,203,958	120,615,798	16 74
1883	11,270	3,984,436	354	498,055	7,542,623	114,754,141	15 21
1882	9,955	4,009,975	403	501,247	7,125,223	136,939,533	19 22
Annual Averages:							
1922-1931	2,001	324,073	162	58,164	10,148,736	225,244,606	22 19
1912-1921	2,568	626,100	244	118,422	*9,785,960	*267,211,002	27 31
1902-1911	5,243	1,688,002	322	211,000	9,233,879	156,824,689	16 98
1892-1901	11,163	3,880,538	348	485,068	8,494,796	106,139,762	12 49
1882-1891	10,423	3,659,347	351	457,417	7,517,606	116,195,708	15 48
1882-1937	5,828	1,854,438	318	241,944	9,044,623	170,581,089	18 86

*Including Flax, 1918-1921.

No statistics of "mixed grains" were taken previous to 1907, when an acreage of 443,100 was estimated.

STATISTICS OF FARM CROPS

The following table gives the area in Cleared Pasture, Summer Fallow, Orchards and Small Fruits, for the years 1909 to 1937. Strawberries and Vineyard for the years 1925-1937.

Years	Pasture (cleared)	Summer fallow	Orchard	Small fruits	Straw- berries	Vineyard
	acres	acres	acres	acres	acres	acres
1937	2,782,811	208,486	185,473	13,509	8,691	15,311
1936	2,828,310	197,420	184,218	13,549	8,962	15,318
1935	2,831,416	189,883	186,112	13,380	8,861	14,871
1934	2,908,275	210,525	196,612	13,126	8,253	15,106
1933	2,995,468	215,126	197,246	13,547	8,565	15,328
1932	3,012,529	221,696	203,794	14,059	8,719	15,189
1931	3,039,026	221,174	203,231	14,206	8,012	15,793
1930	3,149,460	247,067	212,232	12,376	7,286	11,586
1929	3,134,614	247,802	214,370	12,367	7,613	11,255
1928	3,000,172	211,015	207,003	12,733	7,773	8,855
1927	3,012,786	212,906	211,225	13,437	7,836	7,905
1926	3,077,424	189,488	215,779	13,672	7,274	7,545
1925	3,193,941	162,649	223,343	14,147	7,185	6,558
1924	3,317,532	179,527	229,708	27,315		
1923	3,472,642	186,123	235,349	27,497		
1922	3,401,033	198,841	239,914	27,242		
1921	3,401,998	260,277	242,921	26,175		
1920	3,432,620	216,377	248,395	25,635		
1919	3,499,802	276,337	257,006	25,244		
1918	3,561,754	248,463	265,678	24,596		
1917	3,509,945	232,679	280,326	21,964		
1916	3,409,581	331,736	280,653	22,817		
1915	3,350,420	226,217	288,825	23,443		
1914	3,302,503	268,714	298,627	23,863		
1913	3,120,146	268,487	306,764	24,360		
1912	3,082,671	278,317	310,096	24,699		
1911	3,116,768	279,220	303,188	25,360		
1910	3,159,712	254,038	298,347	24,384		
1909	3,180,780	231,707	300,364	24,614		

1909-1924 Strawberries and Vineyard included in Small Fruits.

STATISTICS OF FARM CROPS

ALSIKE AND SWEET CLOVER

The following table gives the area, produce and market value of Alsike and Sweet Clover for the years 1925 to 1937.

Years	Alsike				Sweet Clover			
	Acres	Tons	Per acre	Market value	Acres	Tons	Per acre	Market value
				\$				\$
1937	55,867	76,268	1.37	515,752	191,360	393,800	2.06	1,900,548
1936	78,570	102,277	1.30	711,660	309,407	598,902	1.94	2,977,973
1935	59,071	90,969	1.54	559,749	289,956	693,022	2.39	2,966,209
1934	67,386	73,503	1.09	844,704	284,224	502,960	1.77	4,728,875
1933	92,306	125,844	1.36	882,624	303,072	630,039	2.08	3,244,726
1932	95,113	143,668	1.51	918,106	318,552	705,119	2.21	3,701,809
1931	97,128	152,516	1.57	1,276,341	306,067	669,446	2.19	4,519,783
1930	141,480	206,020	1.46	2,010,571	338,234	704,281	2.08	5,363,894
1929	189,848	289,560	1.53	2,958,780	388,106	803,576	2.07	6,595,169
1928	155,867	235,325	1.51	2,457,119	413,468	924,608	2.24	7,067,707
1927	176,870	290,345	1.64	2,991,247	400,296	927,342	2.32	7,075,797
1926	129,477	179,664	1.39	2,217,556	365,102	810,852	2.22	7,222,221
1925	177,382	259,649	1.46	2,855,850	344,114	792,340	2.30	7,144,050

STATISTICS OF FARM CROPS
RATIOS OF AREA UNDER CROP

The following table shows the number of acres under the various crops per 1,000 acres of cleared land for the years 1882 to 1937, together with the annual averages for the various periods of ten years and for the whole term of years.

Year	Fall Wheat	Spring Wheat	Barley	Oats	Peas	Beans	Rye	Buckwheat	Corn	Potatoes	*Roots	Hay and Clover	Mixed Grains
1937.....	46.9	6.1	36.3	147.8	3.8	3.7	4.9	12.7	31.5	9.8	8.3	161.5	58.1
1936.....	33.5	6.4	34.1	154.2	4.4	3.7	3.5	12.9	31.0	9.5	8.8	165.0	62.6
1935.....	36.5	6.5	34.4	156.2	4.5	3.7	3.9	12.3	32.4	9.8	9.1	166.2	60.9
1934.....	28.0	6.4	32.0	157.5	4.5	3.3	3.7	14.1	31.9	10.8	9.1	172.6	62.0
1933.....	36.8	6.4	30.4	152.4	3.9	3.4	3.6	13.6	27.8	10.4	8.7	182.3	62.3
1932.....	35.3	6.6	30.1	154.1	3.9	4.1	3.8	13.0	27.4	10.3	8.8	183.2	65.0
1931.....	34.6	6.5	28.8	153.5	3.9	5.0	4.1	11.8	25.6	11.1	9.2	188.3	66.7
1930.....	44.6	6.5	40.2	162.6	5.3	4.4	3.5	18.1	29.1	10.5	9.4	187.7	63.1
1929.....	45.6	7.0	41.0	154.0	5.2	4.2	3.4	19.4	26.9	9.8	9.3	192.2	58.9
1928.....	45.8	7.2	40.6	175.5	7.3	3.4	4.4	17.9	27.0	12.0	10.1	185.5	59.8
1927.....	49.6	7.9	34.0	177.7	7.0	3.1	4.8	16.5	28.4	10.6	9.5	187.1	52.8
1926.....	53.4	7.6	29.7	187.3	6.5	3.4	5.7	15.5	36.2	10.2	9.8	191.1	51.0
1925.....	49.5	7.5	28.9	187.9	8.8	4.0	6.5	17.1	38.5	10.8	9.8	234.7	45.1
1924.....	47.9	6.7	29.1	191.7	8.7	3.5	8.4	15.9	44.2	11.2	9.6	235.1	42.8
1923.....	47.6	7.4	30.1	197.1	7.8	2.7	8.2	15.3	46.2	10.9	8.3	238.9	43.1
1922.....	54.2	8.3	28.9	202.1	7.0	2.7	10.2	13.2	46.9	11.5	8.4	238.1	36.8
1921.....	41.4	10.2	30.8	206.1	7.1	1.8	8.2	9.9	45.9	10.9	8.8	236.5	41.2
1920.....	51.0	17.9	32.4	192.5	7.3	1.5	8.9	9.6	46.3	10.5	10.4	247.1	38.9
1919.....	41.6	24.2	38.2	179.5	8.5	1.5	9.4	12.0	41.7	10.6	9.9	245.3	42.2
1918.....	24.5	23.8	44.6	197.6	7.7	6.8	7.6	15.1	38.9	11.2	10.3	244.2	41.9
1917.....	39.8	12.4	37.4	187.6	6.1	7.5	9.0	10.4	52.3	10.0	11.4	240.9	35.0
1916.....	47.9	9.8	35.9	183.0	6.5	3.7	10.1	15.6	47.5	9.5	10.8	236.2	33.1
1915.....	55.5	11.1	37.8	196.4	8.7	4.3	11.9	13.2	51.5	11.9	11.9	221.0	32.5
1914.....	47.0	8.1	39.7	190.2	12.2	3.5	9.5	12.1	48.6	11.5	11.5	234.0	31.3
1913.....	44.5	8.0	43.0	186.0	12.2	4.6	8.2	15.7	47.4	11.0	12.0	236.2	28.5
1912.....	52.6	8.5	44.8	180.1	15.3	4.8	7.4	14.3	47.0	11.0	12.8	233.1	31.0
1911.....	58.2	9.3	42.9	187.7	21.2	3.6	6.9	13.1	44.8	11.3	13.4	229.6	33.8
1910.....	51.9	9.0	43.7	192.5	28.2	3.5	6.6	13.6	45.2	11.8	14.5	223.7	34.8
1909.....	46.5	9.5	48.8	189.0	26.7	3.2	6.6	12.4	42.9	11.9	14.5	226.5	33.3
1908.....	48.1	10.1	51.9	196.3	28.1	3.3	6.2	9.9	37.7	11.8	14.9	230.2	32.3
1907.....	47.9	10.2	54.3	207.7	24.1	3.4	4.8	8.0	38.2	12.6	15.1	233.0	31.4
1906.....	55.8	12.2	53.6	192.6	29.1	3.6	5.7	7.5	33.3	9.7	14.7	217.6
1905.....	57.2	13.6	55.5	191.5	26.9	3.6	7.3	7.3	34.4	9.5	15.1	216.8
1904.....	43.8	16.3	55.9	192.2	24.6	3.7	9.5	7.3	37.9	9.7	15.3	211.9
1903.....	48.8	18.2	52.0	193.4	29.9	3.9	13.1	7.0	43.2	10.2	16.4	204.0
1902.....	55.2	22.3	48.8	184.3	39.2	4.0	13.9	6.9	42.9	10.7	16.3	195.0
1901.....	67.8	26.6	47.4	179.3	44.9	4.0	11.8	6.6	38.8	11.5	16.6	190.3
1900.....	80.4	28.3	43.4	180.4	49.8	3.3	10.7	7.7	38.4	12.3	16.7	190.0
1899.....	80.1	30.4	37.4	180.3	56.7	3.1	10.5	10.1	38.6	12.8	16.6	191.1
1898.....	80.7	30.0	33.8	182.9	66.6	3.4	12.7	11.5	40.1	13.1	16.4	188.8
1897.....	73.9	25.2	35.1	189.3	69.8	3.9	14.6	11.8	42.3	13.2	15.7	182.2
1896.....	69.2	20.2	36.5	191.4	65.5	5.4	11.7	11.5	39.2	14.1	15.4	191.5
1895.....	59.8	18.0	38.5	191.0	64.4	5.8	9.7	10.9	36.4	14.9	16.0	204.2
1894.....	63.4	18.7	39.6	190.6	63.9	4.8	7.3	11.8	30.8	13.6	15.2	209.6
1893.....	75.5	29.4	38.6	159.9	61.0	4.0	5.6	11.0	25.9	11.8	13.9	228.4
1892.....	80.6	54.3	41.7	155.3	64.6	2.8	6.1	10.4	22.8	12.2	13.4	209.8
1891.....	72.0	43.3	46.9	156.0	63.8	3.5	5.7	9.1	20.4	13.6	13.4	216.1
1890.....	61.8	51.6	60.2	161.5	67.0	3.4	8.8	7.7	19.2	13.6	12.7	211.2
1889.....	71.6	34.7	76.3	167.6	61.7	1.9	7.9	4.9	16.3	12.7	12.5	208.0
1888.....	73.2	32.5	79.2	163.6	61.6	2.0	7.4	5.1	19.7	13.6	12.9	202.8
1887.....	80.8	43.6	69.1	151.5	65.4	1.9	6.2	5.8	14.7	12.6	11.9	205.3
1886.....	81.0	52.8	67.3	148.3	64.4	1.9	6.2	6.5	14.3	12.8	11.5	209.8
1885.....	80.6	73.6	55.1	142.2	59.5	2.3	7.2	5.7	15.5	14.7	11.7	208.9
1884.....	80.5	67.2	65.2	138.0	53.2	2.3	9.6	6.7	16.3	15.7	12.4	204.3
1883.....	104.1	155.6	71.8	134.6	51.5	2.5	17.8	6.4	20.3	15.8	12.0	223.1
1882.....	116.8	57.7	83.4	136.4	55.1	1.9	18.2	4.9	20.3	15.8	10.3	179.5
Annual Averages:													
1922-1931.....	47.3	7.3	33.1	178.9	6.7	3.6	5.9	16.1	34.9	10.9	9.3	207.8	52.0
1912-1921.....	44.5	13.4	38.4	189.9	9.1	4.0	9.0	12.9	46.6	10.0	11.0	237.5	35.6
1902-1911.....	51.3	13.0	50.7	192.8	27.7	3.6	8.0	9.4	40.1	10.9	15.8	219.0	†33.1
1892-1901.....	73.2	28.0	39.2	180.2	60.5	4.1	10.1	10.3	35.5	12.9	15.6	198.2
1882-1891.....	81.6	50.9	67.2	150.4	60.5	2.4	9.4	6.2	17.7	14.0	12.2	207.1
1882-1937.....	55.4	19.1	43.2	176.7	27.4	3.6	7.9	11.5	35.2	11.6	13.0	206.9	†45.8

*Mangels, turnips, carrots and sugar beets. †1907-1911. ‡1907-1937.

STATISTICS OF FARM CROPS

MARKET PRICES

The following table gives the average Market Prices of Agricultural Products for the years 1882 to 1937, together with the annual averages for the various periods of ten years and for the whole term of years.

Years	Fall Wheat per bush.	Spring Wheat per bush.	Oats per bush.	Barley per bush.	Peas per bush.	Beans per bush.	Rye per bush.	Buckwheat per bush.	Corn (shelled) per bush.	Hay per ton	Potatoes per cwt.
	cents	cents	cents	cents	cents	\$ c.	cents	cents	cents	\$ c.	cents
1937.....	103.9	102.4	42.1	58.5	156.0	1.07	78.0	59.6	60.5	7.14	60.4
1936.....	109.0	108.0	48.0	80.0	155.0	2.02	84.0	69.0	68.0	8.79	135.0
1935.....	71.0	73.0	28.0	40.0	95.0	1.45	40.0	40.0	45.0	7.08	100.0
1934.....	88.0	85.0	35.0	50.0	85.0	1.27	55.0	47.0	65.0	12.62	55.0
1933.....	66.0	67.0	33.0	41.0	80.0	.92	51.0	42.0	56.0	8.41	100.0
1932.....	46.0	45.0	25.0	36.0	65.0	.49	37.0	35.0	45.0	7.24	69.0
1931.....	51.6	50.9	25.0	36.5	62.6	.58	41.9	42.3	39.8	8.43	39.3
1930.....	66.3	65.5	29.7	35.9	104.8	1.44	48.5	51.7	69.3	10.42	99.5
1929.....	124.0	125.2	62.4	76.5	163.0	3.03	97.1	83.2	100.2	11.28	180.0
1928.....	122.0	119.2	55.5	74.2	152.8	3.83	95.2	81.5	102.2	11.23	93.0
1927.....	124.7	122.1	57.3	77.6	149.8	2.35	95.3	77.9	99.5	11.02	147.0
1926.....	125.1	125.1	51.8	68.0	150.6	2.34	87.2	77.0	80.3	12.75	188.2
1925.....	133.6	133.0	45.2	68.1	135.5	2.11	87.1	73.2	88.6	11.61	228.2
1924.....	133.9	137.0	54.2	82.2	151.1	2.29	107.5	86.7	105.3	10.91	89.2
1923.....	96.2	96.3	45.4	62.8	144.8	2.43	73.7	73.2	75.5	11.05	124.7
1922.....	104.6	105.1	43.5	61.3	140.3	2.54	78.4	73.5	69.9	12.03	85.0
1921.....	110.5	109.4	50.4	65.7	153.0	2.35	82.6	74.0	59.1	19.27	147.0
1920.....	193.4	183.8	58.2	93.8	193.3	2.88	142.0	105.5	99.6	24.25	165.3
1919.....	237.2	240.9	97.7	145.8	263.9	4.00	159.1	140.7	162.3	22.68	275.3
1918.....	210.9	208.6	75.0	103.6	217.7	4.49	151.7	135.0	157.4	18.13	165.5
1917.....	209.8	209.7	77.9	125.7	321.0	6.91	162.6	142.9	186.0	11.81	205.3
1916.....	161.3	162.2	66.0	101.9	210.5	5.46	118.8	109.0	111.5	10.60	216.8
1915.....	97.1	98.6	39.5	56.0	161.6	3.11	78.9	71.5	68.1	14.51	135.7
1914.....	109.1	107.9	49.5	64.3	136.6	2.14	84.9	71.5	68.6	14.55	73.3
1913.....	85.0	87.9	36.9	55.5	100.6	1.70	66.2	63.5	64.5	13.07	106.2
1912.....	91.7	90.0	38.6	58.7	110.3	1.93	70.0	54.5	55.8	11.77	106.2
1911.....	86.6	90.7	44.2	73.9	98.2	1.90	84.9	60.4	66.3	13.16	140.3
1910.....	86.6	89.6	35.0	52.0	80.7	1.55	63.2	50.0	56.0	9.91	82.0
1909.....	102.3	100.6	39.5	54.8	84.6	1.61	67.4	53.4	64.4	12.81	60.8
1908.....	89.2	90.8	40.3	52.4	82.7	1.48	69.7	54.2	60.0	10.25	79.8
1907.....	92.7	86.4	48.8	59.4	78.0	1.52	69.4	57.4	42.6	15.11	97.2
1906.....	70.7	68.9	34.0	45.0	70.6	1.39	60.9	49.5	56.4	9.10	89.7
1905.....	76.5	74.9	33.6	42.9	65.3	1.32	56.8	50.0	55.4	7.72	76.7
1904.....	98.7	94.2	32.3	43.7	63.0	1.22	57.6	48.6	56.1	7.97	84.5
1903.....	75.1	74.4	29.3	42.1	64.3	1.41	48.6	44.3	55.4	7.94	73.5
1902.....	70.7	69.6	34.8	45.1	71.0	1.35	50.5	48.0	60.9	8.15	94.3
1901.....	66.1	66.8	36.2	45.0	65.3	1.25	49.3	48.4	57.0	7.99	71.0
1900.....	66.4	67.5	26.5	38.9	57.1	1.00	48.5	43.7	47.6	8.48	43.5
1899.....	66.7	66.5	27.7	39.5	57.3	1.08	50.0	45.5	29.7	7.72	54.7
1898.....	69.4	69.2	25.8	38.0	52.2	.70	43.5	38.2	30.2	6.22	73.5
1897.....	78.2	78.6	22.6	27.0	42.1	.65	37.7	30.0	29.6	7.18	66.5
1896.....	71.0	70.6	20.0	31.6	44.0	.68	36.6	30.5	29.4	9.68	43.5
1895.....	69.3	69.8	29.1	40.4	54.8	.95	45.6	36.8	33.9	12.30	33.7
1894.....	55.0	55.5	30.8	40.5	53.6	1.10	44.2	39.2	39.2	7.56	59.0
1893.....	59.9	59.4	33.2	40.1	54.0	1.18	47.5	41.8	39.8	7.64	65.8
1892.....	70.7	67.8	30.8	41.3	59.0	.99	55.8	42.2	39.5	8.20	84.0
1891.....	95.1	92.9	36.5	49.1	63.8	1.06	72.3	44.1	46.7	11.91	54.3
1890.....	94.2	91.3	41.1	50.2	60.3	1.29	52.7	43.0	45.8	7.95	74.0
1889.....	88.4	88.1	30.5	44.0	55.7	1.27	50.9	39.5	38.9	9.98	75.8
1888.....	102.4	99.3	40.5	60.1	65.4	1.14	60.2	49.3	44.0	16.17	52.8
1887.....	78.4	78.0	34.6	56.7	55.9	.98	49.5	45.0	43.1	11.62	104.7
1886.....	73.6	72.5	32.0	51.3	52.6	.84	52.2	33.7	41.4	9.69	74.8
1885.....	81.5	80.6	31.5	55.2	58.0	.80	55.2	39.2	41.9	9.85	68.5
1884.....	80.5	81.4	33.1	53.6	64.4	1.18	59.7	40.0	67.5	9.56	66.7
1883.....	105.0	107.0	38.0	57.0	71.0	62.0	9.02	103.3
1882.....	101.0	106.0	43.0	65.0	74.0	1.97	64.0	40.0	60.0	11.54	106.7
Annual Averages:											
1922-1931.....	110.6	108.5	47.1	64.2	139.3	2.23	83.2	73.3	81.6	11.08	121.0
1912-1921.....	144.5	171.6	58.5	86.0	172.3	2.35	111.4	94.4	93.5	15.88	150.2
1902-1911.....	83.6	81.2	36.7	50.1	74.8	1.48	60.2	52.4	57.3	9.97	85.7
1892-1901.....	67.8	67.5	27.9	38.5	53.5	.93	44.9	38.7	37.5	7.97	56.0
1882-1891.....	90.0	89.6	34.3	54.5	61.6	1.16	60.0	41.5	10.34	75.0
1882-1937.....	96.4	96.9	41.9	58.5	71.4	1.84	72.8	64.1	*63.7	11.04	96.1

*Average for 46 years, 1892-1937.

STATISTICS OF LIVE STOCK

NUMBER OF LIVE STOCK ON HAND

The following table gives the number of Horses, Cattle, Sheep, Swine and Poultry on hand in June of each year for the fifty-six years, 1882-1937.

Years	Horses	Cattle	Sheep	Swine	Poultry
	No.	No.	No.	No.	No.
1937	557,845	2,453,081	874,769	1,457,886	22,536,141
1936	562,916	2,474,194	886,515	1,408,308	22,958,383
1935	562,877	2,469,231	945,738	1,225,310	22,961,834
1934	563,657	2,494,471	962,325	1,177,913	22,802,578
1933	567,093	2,522,180	1,000,872	1,257,870	22,991,456
1932	578,615	2,528,615	1,039,692	1,375,115	22,929,143
1931	578,157	2,509,205	1,044,355	1,359,176	23,736,125
1930	606,719	2,675,488	1,134,457	1,661,556	22,560,260
1929	606,505	2,671,594	1,130,395	1,681,263	22,045,091
1928	609,249	2,682,053	1,014,106	1,833,538	19,703,576
1927	617,136	2,709,954	956,267	1,883,177	19,048,045
1926	629,659	2,757,799	886,483	1,735,355	17,693,000
1925	644,138	2,809,373	868,526	1,678,595	17,778,581
1924	663,875	2,917,302	870,279	1,807,903	16,751,345
1923	675,371	2,838,087	907,673	1,734,734	15,203,384
1922	685,852	2,836,181	986,617	1,553,434	13,964,317
1921	694,237	2,890,113	1,081,828	1,563,807	11,458,206
1920	704,640	2,881,827	1,129,084	1,614,356	11,005,645
1919	719,569	2,927,191	1,101,740	1,695,487	11,705,809
1918	732,977	2,867,722	972,341	1,656,386	12,281,105
1917	765,873	2,827,609	956,986	1,664,639	13,606,292
1916	775,732	2,734,767	908,066	1,735,254	14,377,844
1915	779,131	2,674,746	908,095	1,769,295	14,273,091
1914	774,544	2,604,628	922,375	1,770,533	14,175,214
1913	751,726	2,628,845	996,155	1,618,734	13,511,383
1912	742,139	2,624,780	1,021,848	1,702,652	13,024,938
1911	737,916	2,593,205	1,040,245	1,744,983	12,942,293
1910	724,384	2,567,128	1,065,101	1,561,042	12,460,787
1909	728,308	2,668,584	1,130,667	1,551,187	12,086,580
1908	726,471	2,824,859	1,143,898	1,818,763	12,285,613
1907	725,666	2,926,236	1,106,083	2,049,666	13,428,076
1906	688,147	2,963,618	1,304,809	1,819,778	10,254,824
1905	672,781	2,889,503	1,324,153	1,906,460	9,738,493
1904	655,554	2,776,304	1,455,482	2,008,984	9,412,683
1903	639,581	2,674,261	1,642,627	1,977,386	9,683,573
1902	626,106	2,562,584	1,715,513	1,684,635	9,762,808
1901	620,343	2,507,620	1,761,799	1,491,885	9,745,236
1900	617,309	2,429,330	1,797,213	1,771,641	9,541,241
1899	615,524	2,318,355	1,772,604	1,971,070	9,344,024
1898	611,241	2,215,943	1,677,014	1,640,787	9,084,273
1897	813,670	2,182,326	1,690,350	1,284,963	8,435,341
1896	624,749	2,181,958	1,849,348	1,269,631	7,734,167
1895	647,696	2,150,103	2,022,735	1,299,072	7,752,840
1894	674,777	2,099,301	2,015,805	1,142,133	7,552,662
1893	685,187	2,057,882	1,935,938	1,012,022	7,114,436
1892	688,814	2,029,140	1,850,473	996,974	7,078,973
1891	678,459	1,978,815	1,693,751	1,156,316	7,006,090
1890	659,636	1,894,712	1,339,695	1,140,559	6,854,864
1889	618,795	1,891,899	1,344,180	835,469	6,304,298
1888	596,218	1,928,638	1,349,044	819,079	6,164,114
1887	575,361	1,948,264	1,396,161	832,817	6,438,361
1886	569,649	2,018,173	1,610,949	860,125	6,968,915
1885	558,809	1,976,480	1,755,605	822,262	6,336,805
1884	535,953	1,925,670	1,890,733	916,158	6,237,606
1883	560,133	1,828,613	1,868,784	906,727	5,847,344
1882	503,604	1,586,312	1,915,303	850,226	5,352,120

VALUE OF LIVE STOCK ON HAND


The following table gives the value of Horses, Cattle, Sheep, Swine and Poultry on hand in June of each year for the fifty-six years, 1882-1937, except for the ten years, 1882-1891, when farm live stock was valued in bulk.

Years	Horses	Cattle	Sheep	Swine	Poultry	Total
	\$	\$	\$	\$	\$	\$
1937	57,286,273	93,360,874	6,088,540	15,462,386	13,989,813	186,187,886
1936	61,229,630	76,949,305	5,790,872	13,313,339	12,416,378	169,699,524
1935	57,946,376	72,031,320	5,488,972	12,348,955	11,987,918	159,803,541
1934	54,492,559	66,581,103	5,335,210	10,971,007	11,631,434	149,011,313
1933	49,889,016	69,379,352	5,533,134	8,732,796	12,036,762	145,571,060
1932	43,507,517	78,323,693	5,111,312	7,219,718	10,418,176	144,580,416
1931	50,528,572	91,834,417	6,652,107	11,987,324	10,729,925	171,732,345
1930	60,606,827	136,496,344	10,835,770	18,643,164	13,372,682	239,954,787
1929	66,603,793	150,480,760	12,457,554	20,430,803	13,473,814	263,446,724
1928	67,085,352	128,937,680	11,209,872	19,808,890	12,452,203	239,493,997
1927	66,724,527	117,162,152	10,433,761	24,159,535	12,333,645	231,145,720
1926	68,239,756	115,386,214	9,688,685	24,525,126	12,400,985	230,240,766
1925	69,787,791	115,844,069	9,576,722	24,424,238	13,527,454	233,160,274
1924	72,617,565	113,046,599	7,081,500	16,201,699	13,446,621	222,393,984
1923	74,542,351	109,467,066	6,597,087	19,018,668	12,401,083	222,026,255
1922	74,535,855	103,899,416	6,612,959	16,550,636	12,241,252	213,840,118
1921	75,680,750	103,861,565	8,207,564	19,205,488	11,168,318	218,123,685
1920	89,606,594	176,897,490	16,191,741	32,253,804	11,787,708	326,737,337
1919	92,823,683	184,041,594	18,128,240	33,263,051	11,351,364	339,607,932
1918	95,710,928	172,259,261	15,690,055	31,140,181	9,307,051	324,107,476
1917	99,439,558	150,309,828	9,946,030	21,464,366	8,517,195	289,676,977
1916	101,434,391	128,324,526	7,386,710	18,790,755	7,933,157	263,869,539
1915	107,982,037	115,363,336	6,403,907	17,562,726	7,670,326	254,982,332
1914	112,576,793	106,635,148	6,155,451	17,951,258	7,551,428	250,870,078
1913	113,240,047	95,759,022	6,242,672	15,393,192	6,956,952	237,591,885
1912	109,000,214	90,403,902	6,181,595	14,141,908	6,121,323	225,848,942
1911	103,373,206	84,634,962	6,213,021	14,593,917	5,905,318	214,720,424
1910	92,757,431	76,872,723	6,127,018	13,265,834	5,393,031	194,416,037
1909	87,682,689	75,247,197	6,262,493	11,144,135	4,411,386	184,747,900
1908	85,847,391	77,255,267	6,336,265	12,135,979	4,439,854	186,014,756
1907	85,041,144	79,485,780	5,928,325	14,174,502	4,854,381	189,484,132
1906	79,814,953	80,303,276	6,721,119	12,770,708	3,697,338	183,307,394
1905	73,911,177	76,764,482	6,191,774	12,280,667	3,335,660	172,483,760
1904	68,138,228	72,821,003	6,425,100	12,921,743	3,077,029	163,383,103
1903	61,811,456	69,289,924	7,228,498	13,023,743	2,973,646	154,327,267
1902	55,173,637	63,517,342	7,634,284	11,262,265	2,957,286	140,544,814
1901	50,038,465	59,527,119	7,772,793	9,298,712	2,859,172	129,496,261
1900	46,916,999	56,320,810	7,711,496	9,598,153	2,727,363	123,274,821
1899	42,713,557	52,938,500	7,315,729	10,180,338	2,658,321	115,806,445
1898	38,659,896	47,286,254	6,499,695	8,720,242	2,578,132	103,744,223
1897	36,111,805	42,683,557	6,003,194	6,533,210	2,318,038	93,649,804
1896	37,185,692	44,383,638	6,652,202	6,505,227	2,130,807	96,857,566
1895	40,283,754	46,708,017	7,708,442	7,101,211	2,156,623	103,958,047
1894	46,245,614	47,577,587	8,606,671	6,909,262	2,208,518	111,547,652
1893	50,527,472	47,718,025	9,016,118	6,622,129	2,187,158	116,070,902
1892	55,812,920	45,548,475	8,569,557	5,479,093	2,091,450	117,501,495
1891						108,721,076
1890						104,086,626
1889						105,731,288
1888						102,839,235
1887						104,406,655
1886						107,208,935
1885						100,690,086
1884						103,106,829
1883						100,082,365
1882						80,540,720

VALUES PER HEAD OF LIVE STOCK AND POULTRY ON HAND FOR THE YEARS
1892 TO 1937

Years	Horses all Ages	Cattle		Sheep and Lambs	Swine all Ages	Poultry all Kinds
		Milch Cows	Other Cattle			
	\$	\$ c.	\$ c.	\$ c.	\$ c.	\$ c.
1937.....	103	47 96	28 92	6 96	10 60	62
1936.....	109	43 40	19 86	6 53	9 45	54
1935.....	103	40 56	18 71	5 80	10 08	52
1934.....	97	36 94	17 53	5 54	9 31	51
1933.....	88	38 41	17 87	5 73	6 94	52
1932.....	75	43 42	20 18	4 92	5 25	45
1931.....	87	52 79	22 49	6 37	8 81	45
1930.....	100	73 11	32 42	9 55	11 22	59
1929.....	110	80 34	35 61	11 02	12 15	61
1928.....	110	68 33	30 09	11 05	10 80	63
1927.....	108	60 92	27 05	10 91	12 83	65
1926.....	108	59 14	26 84	10 93	14 13	70
1925.....	108	58 55	27 70	11 03	14 55	76
1924.....	109	55 41	27 05	8 14	8 96	80
1923.....	111	55 24	25 14	7 27	10 96	82
1922.....	109	52 68	24 25	6 70	10 65	88
1921.....	109	51 56	24 77	7 59	12 28	97
1920.....	127	85 84	44 67	14 34	19 98	1 07
1919.....	129	88 71	46 37	16 45	19 62	97
1918.....	131	83 55	45 52	16 14	18 80	76
1917.....	130	75 54	39 55	10 39	12 89	63
1916.....	131	66 35	34 91	8 13	10 83	55
1915.....	139	60 83	32 18	7 05	9 93	54
1914.....	145	57 01	30 81	6 67	10 14	53
1913.....	151	50 56	27 29	6 27	9 51	51
1912.....	147	47 82	25 61	6 05	8 31	47
1911.....	140	45 31	24 07	5 97	8 36	46
1910.....	128	40 76	22 43	5 75	8 50	43
1909.....	120	38 19	21 45	5 54	7 18	37
1908.....	118	36 90	21 13	5 54	6 67	36
1907.....	117	36 43	21 15	5 36	6 92	36
1906.....	116	35 99	21 62	5 15	7 02	36
1905.....	110	35 06	21 29	4 68	6 44	34
1904.....	104	34 70	20 84	4 41	6 43	33
1903.....	97	34 15	20 58	4 40	6 59	31
1902.....	88	32 96	19 46	4 45	6 69	30
1901.....	81	31 74	18 57	4 41	6 23	29
1900.....	76	31 01	17 93	4 29	5 42	29
1899.....	69	30 31	17 41	4 13	5 16	28
1898.....	63	28 28	15 98	3 88	5 31	28
1897.....	59	26 13	14 58	3 55	5 08	27
1896.....	60	27 60	15 05	3 60	5 12	28
1895.....	62	29 74	16 08	3 81	5 47	28
1894.....	69	31 02	17 15	4 27	6 05	29
1893.....	74	31 63	17 78	4 66	6 54	31
1892.....	81	29 95	17 69	4 63	5 50	30





THIRTY-SIXTH ANNUAL REPORT

OF THE

Temiskaming and Northern Ontario Railway Commission

ONTARIO GOVERNMENT RAILWAY

HON. MITCHELL F. HEPBURN—Premier

FOR THE YEAR ENDING

March 31st, 1937

PRINTED BY ORDER OF
THE LEGISLATIVE ASSEMBLY OF ONTARIO
SESSIONAL PAPER No. 23, 1938



ONTARIO

T O R O N T O

Printed and Published by T. E. BOWMAN, Printer to the King's Most Excellent Majesty

1 9 3 8



TO THE HONOURABLE ALBERT MATTHEWS.

Lieutenant-Governor of the Province of Ontario.

MAY IT PLEASE YOUR HONOUR:

The undersigned has the honour to present to Your Honour the Thirty-sixth Annual report of the Temiskaming and Northern Ontario Railway Commission, for the year ending March 31st, 1937.

Respectfully submitted.

M. F. HEPBURN.

Prime Minister and President of the Council.



TEMISKAMING AND NORTHERN ONTARIO RAILWAY

Financial and Statistical Reports, covering the operations of the Temiskaming and Northern Ontario Railway, and its subsidiary the Nipissing Central Railway, for the fiscal year ended March 31st, 1937, show a continuance of the upward trend in both Gross and Net Results, as compared with years immediately preceding.

The low point in the depression, as reflected by earnings of the Railway, was reached in the year 1933. From that year on, recovery has been continuous and rapid as will be noted from the following figures:

	Year Ended Oct. 31, 1933	Year Ended Mar. 31, 1935	Year Ended Mar. 31, 1936	Year Ended Mar. 31, 1937
Operating Revenues....	\$ 3,238,224.60	\$ 3,874,614.15	\$ 4,168,581.14	\$ 5,019,162.95
Operating Expenses....	2,541,162.58	2,840,459.09	2,714,230.72	3,030,011.63
Net Operating Revenue..	697,962.02	1,034,155.06	1,454,350.42	1,989,151.27
Operating Ratio.....	78.47%	73.31%	65.11%	60.37%
Other Income.....	41,698.82	34,315.75	30,745.98	41,027.22
Gross Income.....	738,760.84	1,068,470.81	1,485,096.40	2,030,178.49
Deductions from Gross Income.....	706,222.64	807,911.34	693,083.91	660,415.23
Net Income.....	32,538.20	260,559.47	792,012.49	1,369,763.21

“Other Income” as referred to above includes rentals earned on equipment and joint facilities; “Deductions from Gross Income” includes Hire of Freight Cars; joint facility rents paid, interest, etc.

Comparing results of operations year ended March 31st, 1937, with year ended March 31st, 1936, following will be noted:

Freight Revenue increased from \$2,998,245.98 to \$3,626,347.39 — an increase of \$628,101.82, or 21%.

Passenger Revenue increased from \$633,867.09 to \$741,472.58 — an increase of \$107,605.49, or 17%.

Commercial Telegraph and Telephone Revenues also show marked increases. Telegraph revenues increased from \$78,909.76 to \$108,027.97 — an increase of \$29,118.21 or 37%; while Telephone Revenues increased from \$147,627.77 to \$202,430.89 — an increase of \$54,803.12, or 37%.

Operating Revenues as a whole increased from \$4,168,581.14 to \$5,019,162.95 — an increase of \$850,581.81 or 20%; while Operating Expenses increased from \$2,714,230.72 to \$3,030,011.63 — an increase of \$315,780.96, or less than 12%.

Net Income for the year increased from \$792,012.49 to \$1,369,763.21 — an increase of \$577,750.72, or 73%.

Balance at credit of Profit and Loss Account at the beginning of year stood at \$89,904.39 and at end of the year amounted to \$1,422,130.19.

FINANCIAL.

At the beginning of the year under review, there was due the Government an amount of \$6,200,000.00 on which the Railway was paying interest. Satisfactory

arrangements were made whereby an amount sufficient to retire this temporary loan was advanced by the Railway's Bankers on a Demand Loan. During the course of the year this loan was reduced from \$6,200,000.00 to \$5,100,000.00 — a reduction of \$1,100,000.00.

EQUIPMENT AND FACILITIES.

In order to handle the rapidly increasing freight and passenger business of the Railway satisfactorily, it was found necessary to purchase two new locomotives of the most modern type; and also ten new passenger cars. Six of these passenger cars are air-conditioned, in keeping with present day practices. A new engine house was erected at Timmins. Telegraph and Telephone Plant has been improved in keeping with the growing patronage of this Department.

TRAFFIC.

The increased activity in gold mining and timber industries has been the main factor in the commercial progress of the north. There is no indication that this activity has reached its peak, but on the contrary there is every reason to believe that it will continue to expand for many years to come. The old established mines continue to pour forth their wealth; and new discoveries continue to be made which later result in the building of entirely new communities.

Silver mining, while not so spectacular, continues to be followed with profit.

A marked improvement in the pulp and paper industry has taken place and is likely to continue.

The mining and milling industries have opened up profitable markets for the products of agriculture and have contributed to some return of prosperity to farming interests.

Mill, Mine and Farm, and the communities dependent thereon, all call for the services of the Railway; and present indications point to further increase in traffic on the Railway during the coming year.

M. LANG,
Chairman.

TEMISKAMING AND NORTHERN ONTARIO RAILWAY MILEAGE OPERATED AT CLOSE OF FISCAL YEAR ENDED MARCH 31st, 1937

Main Line.	Miles	Total Miles
North Bay to Cochrane	252.29	
Cochrane to Moosonee	186.19	
	<hr/>	438.48
Branch Lines.		
Elk Lake Branch	28.50	
Charlton Branch	7.60	
Iroquois Falls Branch	7.00	
Porcupine Branch	33.11	
	<hr/>	76.21
Other Tracks.		
Yard Tracks and Sidings	120.06	
Mattagami River Spur	2.96	
	<hr/>	123.02
Private Sidings Operated by the Railway.		
Under Private Sidings Agreements	19.42	
Owned by Private Companies	0.55	
	<hr/>	19.97
Total Mileage		<hr/> 657.68
Sidings Operated by Private Companies.		
Under Private Sidings Agreements		9.23
		<hr/> 666.91

BLACK, HANSON & CO.
Chartered Accountants

Port Arthur, Ontario, July 6, 1937.

Malcolm Lang, Esq., Chairman,
Temiskaming and Northern Ontario Railway Commission,
North Bay, Ontario.

Dear Sir:

In accordance with our appointment, we have examined the books and records of the Temiskaming and Northern Ontario Railway and The Nipissing Central Railway for the year ended 31st March, 1937, and we now submit Balance Sheets of the two Railways as at that date.

The terms of our appointment did not make provision for a fully detailed audit and the work which we have done, therefore, consisted to a major extent of tests of various portions of the records for limited periods. The entries coming within the scope of our examination were found to be in order.

We submit the following explanatory report on the various items appearing on the Balance Sheets.

TEMISKAMING AND NORTHERN ONTARIO RAILWAY

INVESTMENT

The Cost of Road, \$33,770,204.79, includes all expenditures on right of way, track and roadbed, shop machinery, tools, real estate and buildings. No provision has been made for depreciation of any of the assets included in this caption. The increase in value during the year amounting to \$178,002.82 consists of:—

Expenditures on Additions to Road—Sations, Machinery, Telegraph and Telephone Lines, etc.	\$219,124.74
Less Road and Machinery Retired and Written Off	41,121.92
Net Increase	<u>\$178,002.82</u>

Railway Equipment, \$6,187,830.42, represents the cost of Rolling Stock and shows an increase of \$829,057.22 which consists of the following expenditures on new equipment:—

Locomotives	\$292,947.48
Passenger-Train Cars	520,349.94
Motor Busses, etc.	15,759.89
	<u>\$829,057.22</u>

We understand that the account still includes some disused and obsolete equipment. Depreciation at the rate of 2% per annum has been provided on the Equipment and the Reserve at 31st March, 1937, amounted to \$1,853,112.86.

Restaurant and News Equipment is carried on the books at a value of \$13,149.56 and the provision for Depreciation of this asset amounts to \$9,144.68.

The Investment in Affiliated Companies consists of Advances made to the Nipissing Central Railway at and since the date of purchase of the Railway in 1911. The Advances aggregated \$4,762,743.43 at 31st March, 1937, and a Reserve of \$706,764.04 has been provided for loss on realization. It will be observed that the annexed Balance Sheet of the Debtor Company shows a Deficit of \$705,520.60.

CURRENT ASSETS

The Cash, amounting to \$164,580.55, consisted of:—

Cash in Banks at 31st March, 1937	
Bank of Nova Scotia, North Bay	\$166,756.94
Provincial Savings Bank, Toronto	105,144.40
	<u>\$271,901.34</u>
Deduct Outstanding Cheques	107,320.79
	<u>\$164,580.55</u>

We obtained certificates in confirmation of the Bank Balances at 31st March.

We have examined the Accounts Receivable and Traffic Balances and we find that they include accounts owing by The Nipissing Central Railway aggregating \$126,317.41. The Balance Sheet of The Nipissing Central Railway shows a Liquid Deficit of \$105,000.00 which indicates that a substantial loss may be expected on this account eventually unless the future earnings are sufficient to repair the Deficit. The Accounts Receivable include a number of other balances which are considered doubtful but no material losses are anticipated.

An examination of the balances due on Townsite Sales totalling \$4,196.71 indicates that collections have been slow and that, in most instances, the balances are doubtful.

The Agents' and Conductors' balances aggregating \$146,192.46 consist chiefly of accounts owing by agents of the railway for tickets, freight and telegraph and telephone charges. We examined a number of the accounts carried in the Head Office books and they appeared to be current. Periodical inspections of agents' books are made at the various stations by the Audit Department and the reports which we examined indicated that the accounts were found to be in order.

We obtained a certificate signed by the Internal Auditor and the Storekeeper stating that the Inventory of Material and Supplies had been compiled from book figures, that it was priced at laid down cost and that it included no obsolete material. The last physical inventory previous to this Balance Sheet was taken on August 31, 1936. We examined the summaries of stores prepared by the Storekeeper at 31st March, scrutinized the adjustments which had been made and ascertained that the balances of the various stock accounts kept by the Storekeeper were in agreement with those in the General Ledger, but we did not verify the quantities on hand nor the pricing of the Inventory.

Ballast Pit Sidings, \$43,446.74, represents the cost of rails and ties used in the construction of the sidings to gravel pits. The value of the asset is adjusted from time to time as the sidings are dismantled and the rails and ties returned to stock or transferred to other uses.

DEFERRED ASSETS

The Investments and Bank Accounts of the Pension Fund and Fire Insurance Fund are carried at the Bank of Nova Scotia in the joint custody of the Treasurer and Assistant Treasurer. We have checked the transactions in both funds, examined the securities and obtained certificates in confirmation of the Bank Balances.

The Pension Fund, as the name indicates, was established for the purpose of providing pensions for superannuated employees. Contributions to the fund have been made voluntarily by the Commission with no provision for assessments on employees. Previous to January 1, 1937, there was no established policy as to the amounts of the contributions but since that date the Commission has contributed 2% of the total payroll. The following is a statement of the Fund for the year:—

Pension Fund at 31st March, 1936	\$215,698.55
Add Appropriations by the Commission	29,040.95
Earnings on Investments	9,830.47
Profit on Sale of Investments	244.62
	<u>\$254,814.59</u>
Deduct Pensions Paid	\$21,063.67
Rent of Safety Deposit Box	20.00
	<u>21,083.67</u>
Pension Fund at 31st March, 1937	<u>\$233,730.92</u>

The Fund is invested as follows, the securities maturing at various dates in the years 1943 to 1970, inclusive:—

	Par Value	Cost and Book Value
Temiskaming and Northern Ontario Railway	\$112,000.00	\$103,626.85
Province of Ontario	61,000.00	58,919.50
Canadian Northern Railway	33,500.00	26,600.00
Hydro-Electric Power Commission of Ontario	19,000.00	17,524.80
Dominion of Canada	15,000.00	14,737.50
	<u>\$240,500.00</u>	<u>\$221,408.65</u>
Cash in Bank		12,322.27
		<u>\$233,730.92</u>

Fire Insurance Fund \$33,825.76. The Fire Insurance Contract carried by the Commission has a schedule attached to it totalling \$3,268,169.00 which apparently covers the assets of the Commission subject to loss by fire as well as Freight in the custody of the Railway. It is stipulated in the contract that the Commission assumes for its insurance fund as co-insurer a participation of 50% of the entire schedule and in this capacity shall bear their pro rata proportion of any loss that may occur. The contract is in force for thirty-six months from February 1, 1935, and the premium amounts to \$9,702.35.

Commencing December 1, 1934, the Commission has appropriated \$1,500.00 monthly for Insurance and the balance of this appropriation, after providing for the payment of premiums, has been transferred to the Insurance Fund. The Fund has been charged with the Commission's share of Losses and the balance of \$33,825.76 in the Fund at 31st March, 1937, is made up as follows:—

Fire Insurance Fund at 31st March, 1936	\$ 18,628.29
Add Appropriations during year	18,000.00
Earnings on Investments	657.58
	\$ 37,285.87
Deduct Cost of Insurance Premiums	\$ 3,281.29
Fire Losses	178.82
	3,460.11
Balance at 31st March, 1937	\$ 33,825.76

The Fund is invested as follows, the securities maturing at various dates from the year 1957 to the year 1970, inclusive:—

	Par Value	Cost and Book Value
Temiskaming and Northern Ontario Railway	\$ 15,000.00	\$ 15,815.00
Hydro-Electric Power Commission of Ontario	7,000.00	7,052.50
Province of Ontario	8,000.00	8,655.00
	\$ 30,000.00	\$ 31,522.50
Cash in Bank		2,303.26
		\$ 33,825.76

It will be observed that the investments of both the Pension Fund and the Insurance Fund are carried at cost and that the annual adjustments of discounts and premiums have not been made.

UNADJUSTED DEBITS

The assets under this heading include the item, Discount on Debentures Issued, \$19,240.50. This is made up as follows:

Discount on Sale of Debentures issued on February 1, 1929	\$202,026.00
Advertising, engraving, legal expense, etc.	4,439.95
	\$206,465.95
Less Amounts charged to Earnings to March 31, 1937	187,225.45
Balance to be charged to Earnings at the rate of \$1,924.05 per month...	\$ 19,240.50

LIABILITIES

PROVINCE OF ONTARIO — LOAN

The Loan from the Province of Ontario was reduced in the year under review by \$6,200,000.00 leaving a balance of \$30,207,934.92 owing at March 31, 1937. In accordance with an Order-in-Council dated April 22, 1936, this balance does not bear interest.

LONG TERM DEBT

The Long Term Debt consists of a Debenture issue of \$6,000,000.00 dated February 1, 1928, guaranteed by the Province of Ontario and bearing interest at the rate of 4% per annum. The first payment of principal, amounting to \$107,000.00, falls due on February 1, 1939, and thereafter the principal is payable annually in increasing instalments until the final date of maturity, February 1, 1968.

CURRENT LIABILITIES

We obtained written confirmation of the Demand Loan of \$5,100,000.00 payable to the Bank of Nova Scotia. The Loan bears interest at the rate of 2½% per annum which has been paid to March 31, 1937.

We examined the balances making up the other items under the heading of Current Liabilities and found them to be in agreement with the books. We also examined the Accounts Payable Register and Invoices for the month of April and found no vouchers of any consequence applicable to the period covered by the attached statements which had not been recorded.

We consider that the items under the headings of Deferred Liabilities and Unadjusted Credits are clearly indicated by their titles and do not require further explanation.

OPERATING ACCOUNT

The operation of the railway for the year resulted in a profit of \$1,369,763.21. In view of the comprehensive Operating Statements which have already been submitted to you by the Accounting Department, we do not believe that any good purpose would be served by the submission at this time of detailed statements or other particulars. We found that various items of Earnings relative to the year under review were not entered on the books until the following year. In explanation of this fact, we were informed that this was the customary procedure with these items at each year end and that the omissions from this year's earnings, which we have referred to, were offset by the inclusion of similar items carried over from the previous year.

THE NIPISSING CENTRAL RAILWAY**BALANCE SHEET**

No rolling stock is owned by the Nipissing Central Railway and the entire Capital Investment consists of Cost of Road which includes right of way, track and roadbed, real estate, buildings, etc. The increase of \$55,919.17 in the value of the Cost of Road during the year consists of:—

Expenditures on extensions and improvements	\$ 90,564.24
Less Assets retired and written off	34,645.07
	<u>\$ 55,919.17</u>

The comments in our report on the Temiskaming and Northern Ontario Railway in explanation of the Current Assets and Liabilities and with regard to the verification thereof apply as well to this Railway.

The Advances from the Temiskaming and Northern Ontario Railway amounted to \$4,762,743.43 at March 31, 1937, and consisted of:—

Advances made to cover purchase price of Nipissing Central Railway in 1911	\$ 235,483.81
Advances since date of purchase, less repayments	4,527,259.62
	<u>\$ 4,762,743.43</u>

The Liability for this amount on the Balance Sheet of the Nipissing Central Railway consists of:—

Capital Stock (Held by Temiskaming and Northern Ontario Railway Commission)	\$ 159,000.00
Temiskaming and Northern Ontario Railway — Advance	4,603,743.43
	<u>\$4,762,743.43</u>

Subject to the qualifications contained in the foregoing Report, in our opinion, the attached Balance Sheets set forth correctly the positions of the affairs of the Railways according to the books and the information furnished us.

Yours faithfully,

BLACK, HANSON & CO.,

Per (Sgd.) F. H. Black, F. C. A.

TEMISKAMING AND NORTHERN ONTARIO RAILWAY
GENERAL BALANCE SHEET—MARCH 31st, 1937

Assets		Liabilities	
Investments:		Provincial Loan (Without Interest)	\$30,207,934.92
Road	\$33,770,204.79	Long Term Debt:	
Equipment	6,187,830.42	Funded Debt Unmatured	6,000,000.00
Restaurants and News Equipment	13,149.56		
Investments in Affiliated Companies:		Current Liabilities:	
Nipissing Central Railway		Demand Loans	\$ 5,100,000.00
Advance	\$4,762,743.43	Bills Payable	259,539.20
Less Reserve	706,764.04	Audited Accounts and Wages Payable	557,261.17
Current Assets:	\$44,027,164.16	Traffic Balance—Car Service	21,462.18
Cash	164,580.55	Traffic Balance—Tickets	3,702.37
Accounts Collectible	164,681.27	Debiture Interest	42,880.00
Balance due on Townsite Sales	4,196.71	Deposits on Contracts	54.00
Agents and Conductors	146,192.46		
Traffic Balance—Freight	127,170.45	Deferred Liabilities:	
Material and Supplies	584,116.08	Pension Fund Reserve	233,730.92
Ballast Pit Operations	43,446.74	Fire Insurance Reserve	33,825.76
Other Assets	469.08	Unadjusted Credits:	
	1,234,853.34	Equipment Retirement Reserve, \$ 1,849,708.57	
Pension Department	233,730.92	Bus Retirement Reserve	3,401.29
Fire Insurance Fund	33,825.76	Restaurants and News Equip-ment Replacement Reserve	9,144.68
Unadjusted Debits:		Fidelity Insurance Reserve	3,500.00
Insurance Premiums paid in Advance	\$ 2,610.01	Accounts in Suspense	4,413.11
Treasurer's and Paymaster's Advance	905.68		
Discount—Funded Debt	19,240.50	Free Surplus:	
Accounts in Suspense	361.02	Profit and Loss—Balance	1,422,130.19
	23,117.21		
	\$45,552,691.39		\$45,552,691.39
PROFIT AND LOSS			
Profit and Loss on Retired Road and Equipment	\$ 4,495.37	By Balance, March 31, 1936	\$ 89,904.39
Doubtful Accounts	65.27	Result Operation for Fiscal Year ended March 31, 1937	1,369,763.21
Surveys Retired	37,194.90	Townsites	3,987.34
Balance Carried Forward	1,422,130.19	Unclaimed Vouchers	1.80
	\$ 1,463,885.73	Unclaimed Wages	228.99
			\$1,463,885.73

COMPARATIVE STATEMENT OF EARNINGS, EXPENDITURES AND RESULT OF OPERATION, APRIL 1st, 1935, TO MARCH 31st, 1937

	RECEIPTS	April 1, 1936, to March 31, 1937	April 1, 1935, to March 31, 1936
	Transportation		
101.	Freight	\$3,626,347.80	\$2,998,245.98
102.	Passenger	741,472.58	633,867.09
103.	Excess Baggage	6,125.60	6,318.16
105.	Parlor and Chair Car	1,391.15	1,359.45
106.	Mail	53,858.92	52,451.19
107.	Express	125,825.88	118,415.97
109.	Milk	9,285.29	7,314.78
110.	Switching	15,563.73	16,557.73
111.	Special Service Train	2,101.01	4,475.47
	Total	<u>\$4,581,971.96</u>	<u>\$3,839,005.82</u>
	Incidental		
131.	Dining and Buffet	\$ 35,904.45	\$ 29,130.40
132.	Hotel and Restaurant	48,127.43	40,164.78
133.	Station, Train and Boat Privileges	522.80	476.31
135.	Storage—Freight	1,007.79	1,243.97
136.	Storage—Baggage	414.75	426.60
137.	Demurrage	5,304.10	7,489.00
138.	Telegraph	108,027.97	78,909.76
	Telephone	202,430.89	147,627.77
	Bus	6,936.03	
142.	Rents of Buildings and Other Property	24,309.33	21,719.08
143.	Miscellaneous	4,316.38	2,660.47
	Total	<u>\$ 437,301.92</u>	<u>\$ 329,848.14</u>
	Joint Facility		
152.	Joint Facility—Dr.	\$ 110.93	\$ 272.82
	Total	<u>\$ 110.93</u>	<u>\$ 272.82</u>
	Total Revenue	<u>\$5,019,162.95</u>	<u>\$4,168,581.14</u>
	Expenditure		
	Maintenance of Way and Structures	\$ 651,894.35	\$ 508,983.11
	Maintenance of Equipment	606,546.14	567,462.78
	Traffic	20,305.74	16,821.43
	Transportation	1,394,948.69	1,321,139.28
	Miscellaneous Operations	224,668.95	168,944.12
	General	131,647.81	130,880.00
	Total Operating Expenses	<u>\$3,030,011.68</u>	<u>\$2,714,230.72</u>
	BALANCE	<u>\$1,989,151.27</u>	<u>\$1,454,350.42</u>
	Other Income		
	Ore Royalties	Dr. \$ 3,050.01	Dr. \$ 3,537.67
	Hire of Freight Cars	Dr. 165,447.87	Dr. 121,819.63
	Rent—Locomotives	3,230.32	3,268.08
	Rent—Passenger-train Cars	9,256.53	250.93
	Rent—Work Equipment	2,618.33	670.78
	Joint Facility Rent Income	25,807.04	26,427.39
	Joint Facility Rents	Dr. 3,384.00	Dr. 3,356.00
	Interest and Exchange	Dr. 225,444.80	Dr. 291,661.49
	Interest—Funded Debt	Dr. 240,000.00	Dr. 240,000.00
	Amortization of Discount—Funded Debt	Dr. 23,088.60	Dr. 32,709.12
	Miscellaneous Income	115.00	128.80
	Total	<u>Dr. \$ 619,388.06</u>	<u>Dr. \$ 662,337.93</u>
	NET RESULT	<u>\$1,369,763.21</u>	<u>\$ 792,012.49</u>

MAINTENANCE OF WAY AND STRUCTURES

	April 1, 1936, to March 31, 1937	April 1, 1935, to March 31, 1936
201. Superintendence	\$ 26,894.47	\$ 25,970.26
202. Roadway maintenance	95,153.09	92,974.27
208. Bridges, trestles and culverts	10,852.84	16,051.74
212. Ties	87,895.34	88,202.53
214. Rails	39,268.68	48,025.14
216. Other track material	18,334.72	21,120.39
218. Ballast	6,467.35	8.53
220. Track laying and surfacing	175,352.98	164,541.73
221. Right-of-way fences	3,075.17	3,124.02
223. Snow and sand fences and snowsheds	126.83	364.56
225. Crossings and signs	2,254.62	2,217.64
227. Station and office buildings	43,227.77	46,696.84
229. Roadway buildings	6,165.30	8,435.94
231. Water Stations	21,142.15	8,218.10
233. Fuel Stations	2,465.68	2,746.45
235. Shops and enginehouses	24,647.82	10,384.57
247. Telegraph and telephone lines	13,568.46	13,584.78
249. Signals and interlockers	62.08	468.59
253. Power plant buildings	492.93	303.01
257. Power transmission systems	503.66	74.91
259. Power distribution systems	23.80	1.14
265. Miscellaneous structures	2.77	
269. Roadway machines	6,739.86	5,192.62
271. Small tools and supplies	10,978.00	9,419.44
272. Removing snow, ice and sand	56,341.90	62,030.70
273. Assessments for public improvements	62.39	38.19
274. Injuries to persons	6,565.73	5,886.98
275. Insurance	7,122.53	7,176.18
276. Stationery and printing	1,388.60	1,279.62
277. Other expenses	978.35	1,119.00
278. Maintaining joint tracks, yards and other facilities—Dr.	1,048.00	1,061.00
279. Maintaining joint tracks, yards and other facilities—Cr.	16,409.52	12,735.76
280. Equalization—Way and Structures—Cr.		125,000.00
Total	\$ 651,894.35	\$ 568,983.11

MAINTENANCE OF EQUIPMENT

	April 1, 1936, to March 31, 1937	April 1, 1935, to March 31, 1936
301. Superintendence	\$ 26,905.05	\$ 25,748.74
302. Shop machinery	18,267.04	8,843.85
304. Power plant machinery	2,885.82	2,977.04
308. Steam locomotives—Repairs	223,581.90	199,583.06
309. Steam locomotives—Depreciation	50,089.76	49,875.54
314. Freight-train cars—Repairs	107,868.48	105,232.48
315. Freight-train cars—Depreciation	20,437.46	20,742.60
317. Passenger-train cars—Repairs	99,218.67	91,244.61
318. Passenger-train cars—Depreciation	23,373.33	23,309.52
320. Motor equipment of cars—Repairs	1,054.06	895.41
326. Work equipment—Repairs	18,729.18	22,086.65
327. Work equipment—Depreciation	9,685.12	9,654.46
332. Injuries to persons	2,189.93	2,515.86
333. Insurance	7,982.62	8,027.78
334. Stationery and printing	1,924.19	1,482.48
335. Other expenses	624.21	3,212.04
337. Maintaining joint equipment at terminals—Cr.	8,270.68	7,969.34
Total	\$ 606,546.14	\$ 567,462.78

TRAFFIC

351. Superintendence	\$ 15,689.33	\$ 13,195.41
353. Advertising	898.74	1,298.81
354. Traffic associations	592.99	584.27
356. Industrial and immigration bureaus	22.48	17.70
358. Stationery and printing	3,102.20	1,725.24
Total	\$ 20,305.74	\$ 16,821.43

TRANSPORTATION

	April 1, 1936, to March 31, 1937	April 1, 1935, to March 31, 1936
371. Superintendence	\$ 40,895.57	\$ 40,869.13
372. Dispatching trains	18,480.54	19,723.40
373. Station employees	230,221.51	225,195.77
374. Weighing, inspection, and demurrage bureaus	733.53	700.18
376. Station supplies and expenses	28,285.31	26,859.52
377. Yardmasters and yard clerks	35,266.57	33,839.04
378. Yard conductors and brakemen	47,943.30	45,506.10
379. Yard switch and signal tenders	1,850.93	1,931.94
380. Yard enginemen	32,359.45	30,407.07
382. Fuel for yard locomotives	47,593.44	49,797.18
385. Water for yard locomotives	2,060.47	1,967.07
386. Lubricants for yard locomotives	327.26	327.35
387. Other supplies for yard locomotives	269.21	315.29
388. Enginehouse expenses—Yard	24,215.86	22,660.92
389. Yard supplies and expenses	1,586.51	1,374.22
390. Operating joint yards and terminals—Dr.....	2,295.00	2,295.40
391. Operating joint yards and terminals—Cr.....	84,073.56	81,025.24
392. Train enginemen	171,483.14	150,897.34
394. Fuel for train locomotives	409,182.52	370,940.56
397. Water for train locomotives	20,556.42	19,847.19
398. Lubricants for train locomotives	8,354.82	5,455.55
399. Other supplies for train locomotives	2,558.67	2,734.88
400. Enginehouse expenses—Train	60,394.68	58,953.60
401. Trainmen	186,168.57	175,769.29
402. Train supplies and expenses	66,816.72	60,970.23
405. Crossing protection	1,245.61	1,237.57
410. Stationery and printing	16,407.93	15,561.33
411. Other expenses	344.09	623.39
414. Insurance	2,397.98	2,411.55
415. Clearing wrecks	1,775.06	3,376.84
416. Damage to property	79.89	116.03
417. Damage to live stock on right of way	55.61	81.13
418. Loss and damage—Freight	3,944.43	5,426.37
419. Loss and damage—Baggage	17.15	4.75
420. Injuries to persons	12,944.50	13,487.34
	<u>\$1,394,948.69</u>	<u>\$1,321,139.28</u>

MISCELLANEOUS OPERATIONS

	April 1, 1936, to March 31, 1937	April 1, 1935, to March 31, 1936
441. Dining and buffet service	\$ 33,463.45	\$ 30,591.94
442. Hotels and restaurants	41,159.51	39,192.59
447. Commercial telegraph—Maintenance	16,211.49	10,678.89
448. Commercial telegraph—Operation	36,915.67	26,917.85
449. Commercial telephone—Maintenance	17,801.51	13,522.87
450. Commercial telephone—Operation	68,852.29	48,039.98
Bus Expenses	10,265.03	
	<u>\$ 224,668.95</u>	<u>\$ 168,944.12</u>

GENERAL

451. Salaries and expenses of general officers.....	\$ 34,922.89	\$ 37,034.59
452. Salaries and expenses of clerks and attendants	59,683.99	62,205.88
453. General office supplies and expenses	2,684.76	3,299.42
454. Law expenses	4,191.41	4,412.30
455. Insurance	64.03	63.05
457. Pensions	25,495.84	18,801.42
458. Stationery and printing	3,580.55	3,925.16
460. Other expenses	1,515.53	1,568.00
462. General joint facilities—Cr.	491.19	479.82
	<u>\$ 131,647.81</u>	<u>\$ 130,880.00</u>

TRAFFIC AND MILEAGE STATISTICS

Passenger Traffic

Total passengers carried earning revenue	369,525
Number of passengers carried one mile	31,055,848
Number of passengers carried one mile per mile of road	60,339
Average distance carried—miles	84.04
Total passenger revenue	741,472.58
Average amount received from each passenger	\$ 2.01
Average receipts per passenger per mile (cents)	2.39
Total passenger train service revenue	937,959.42
Passenger service train revenue per mile of road	1,822.38
Passenger service train revenue per train mile	\$ 2.24

Freight Traffic

Number of tons carried earning revenue	1,337,081
Number of tons carried earning revenue one mile	265,551,963
Number of tons carried earning revenue one mile per mile of road....	515,945
Average distance haul of one ton—miles	198.6
Total freight revenue	\$3,626,347.80
Average amount received for each ton	\$ 2.71
Average amount received per ton per mile (cents)	1.37
Freight revenue per mile of road	\$ 7,045.69
Freight revenue per train mile	\$ 5.99

Total Traffic

Operating revenue	\$5,019,162.95
Operating revenue per mile of road	9,751.82
Operating revenue per train mile	4.90
Operating expenses	3,030,011.68
Operating expenses per mile of road.....	5,887.06
Operating expenses per train mile.....	2.96
Net operating revenue	1,989,151.27
Net operating revenue per mile of road	3,864.76

CAR MILEAGE

Average number of passengers carried one mile per car mile	10.1
Average number of passengers carried one mile per train mile	74.2
Average number of passenger cars per train mile	7.3
Mileage of passenger cars	3,063,718
Mileage of loaded freight cars	12,506,463
Mileage of empty freight cars	4,383,885
Average number of freight cars per train mile	28.9
Average number of loaded freight cars per train mile	20.7
Average number of empty freight cars per train mile	7.2
Average number of tons of freight per train mile	438.8
Average number of tons of freight per loaded car mile	21.2
Average miles operated during the year	514.69

TRAIN MILEAGE

Mileage of revenue passenger trains	418,365
Mileage of revenue freight trains	605,183
Total revenue train mileage	1,023,548

FREIGHT TRAFFIC

Railway's Material Excluded—April 1st, 1936, to March 31st, 1937

COMMODITY

Products of Agriculture:	Whole Tons
Wheat	26
Oats	2,022
Barley	7
Other Grain	96
Flour	5,386

Other Mill Products	14,855
Hay and Straw	6,561
Apples (fresh)	2,052
Other Fruit (fresh)	3,146
Potatoes	6,074
Other Fresh Vegetables	6,333
Other Agricultural Products	230
Products of Animals:	
Horses	825
Cattle and Calves	644
Sheep	174
Hogs	42
Dressed Meats (fresh)	9,162
Dressed Meats (cured, salted, canned)	14
Other Packing House Products (edible)	731
Poultry	12
Eggs	294
Butter	334
Products of Mines:	
Anthracite Coal	20,038
Bituminous Coal	146,419
Coke	2,740
Other Ores and Concentrates	5,624
Sand and Gravel	2,235
Stone (crushed, ground, broken)	6,272
Asphalt (Natural, By-Product Petroleum)	415
Salt	1,247
Products of Forests:	
Logs, Posts, Poles, Piling	8,402
Cordwood and Other Firewood	9,769
Ties	1,625
Pulpwood	155,497
Lumber, Timber, Box, Crate and Cooperage Material	136,632
Manufactures and Miscellaneous:	
Gasolene	24,462
Petroleum Oils and Petroleum Products (except asphalt and gasolene)	10,345
Sugar	4,925
Iron and Pig and Bloom	336
Rails and Fastenings	4,236
Iron and Steel (Bar, Sheet, Structural, Pipe)	18,189
Castings, Machinery and Boilers	18,669
Cement	18,574
Brick and Artificial Stone	11,036
Lime and Plaster	27,101
Sewer Pipe and Drain Tile	748
Agricultural Implements and Vehicles other than autos	507
Automobiles, Auto Trucks and Auto Parts	2,550
Household Goods and Settlers Effects	1,274
Furniture	618
Beverages	16,537
Fertilizers, All Kinds	135
Newsprint Paper	340,173
Other Paper	180
Woodpulp	113,502
Fish (fresh, frozen, cured, etc.)	461
Canned Goods (all canned food products except meats)	8,132
Other Manufactures and Miscellaneous	37,205
Merchandise (all L. C. L. Freight)	65,592
	<hr/>
	<u>1,337,081</u>

STATISTICS

Comparative Passenger Traffic Statement

	Passengers	Revenue
Number of Passengers carried during year 1905.....	86,648	\$ 108,681.76
" " " 1906.....	359,861	254,759.33
" " " 1907.....	518,678	388,343.03
" " " 1908.....	479,005	366,504.52
" " " 1909.....	580,748	433,110.89
" " " 1910.....	670,913	606,967.91
" " " 1911.....	479,102	653,063.01
" " " 1912.....	497,452	599,681.73
" " " 1913.....	508,055	576,049.37
" " " 1914.....	535,869	544,820.03
" " " 1915.....	480,995	432,342.30
" " " 1916.....	485,759	624,808.12
" " " 1917.....	499,759	655,127.53
" " " 1918.....	436,984	647,162.91
" " " 1919.....	525,714	853,363.52
" " " 1920.....	609,879	1,021,079.95
" " " 1921.....	655,928	1,223,387.14
" " " 1922.....	633,491	1,097,394.93
" " " 1923.....	708,144	1,273,807.69
" " " 1924.....	725,922	1,369,045.61
" " " 1925.....	664,242	1,150,278.13
" " " 1926.....	634,320	1,180,543.65
" " " 1927.....	647,749	1,248,109.25
" " " 1928.....	637,145	1,277,959.61
" " " 1929.....	549,973	1,063,426.10
" " " 1930.....	516,816	997,649.44
" " " 1931.....	422,552	838,019.24
" " " 1932.....	295,347	578,126.29
" " " 1933.....	245,451	509,684.85
Number of Passengers carried during year ended October 31st, 1934	314,047	599,445.03
Number of Passengers carried during period November 1st, 1934, to March 31st, 1935	135,833	245,987.70
Number of Passengers carried during year ended March 31st, 1935	233,799	633,367.09
Number of Passengers carried during year ended March 31st, 1937	369,525	741,472.53
	<u>16,307,602</u>	<u>\$24,995,058.96</u>

COMPARATIVE FREIGHT TRAFFIC STATEMENT

	Tons	Revenue
Number of Tons of Freight carried during year 1905.....	99,192	\$ 121,530.44
" " " 1906.....	273,749	239,552.63
" " " 1907.....	393,589	390,894.29
" " " 1908.....	484,444	471,203.41
" " " 1909.....	498,645	756,141.66
" " " 1910.....	624,820	852,886.46
" " " 1911.....	564,129	974,678.32
" " " 1912.....	562,734	929,464.66
" " " 1913.....	674,942	996,476.16
" " " 1914.....	742,366	952,090.35
" " " 1915.....	676,938	925,735.37
" " " 1916.....	922,613	1,320,569.33
" " " 1917.....	969,714	1,459,459.61
" " " 1918.....	1,233,510	1,937,054.89
" " " 1919.....	1,068,775	2,036,274.33
" " " 1920.....	1,361,185	2,728,092.92
" " " 1921.....	1,298,400	3,047,925.57
" " " 1922.....	1,185,453	2,779,673.11
" " " 1923.....	1,559,651	3,431,621.04
" " " 1924.....	1,410,725	3,296,211.95
" " " 1925.....	1,359,795	3,181,378.91
" " " 1926.....	1,355,293	3,146,079.59

Number of Tons of Freight carried during year 1927....	1,321,110	3,336,174.25
" " " 1928....	1,371,021	3,437,452.26
" " " 1929....	1,376,581	3,308,624.11
" " " 1930....	1,391,655	3,336,628.11
" " " 1931....	1,253,323	3,457,937.44
" " " 1932....	946,692	2,835,196.48
" " " 1933....	823,946	2,279,649.73
Number of Tons of Freight carried during year ended October 31st, 1934	930,433	2,608,355.56
Number of Tons of Freight carried during period Novem- ber 1st, 1934, to March 31st, 1935	420,231	1,078,612.83
Number of Tons of Freight carried during year ended March 31st, 1936	1,103,991	2,998,245.98
Number of Tons of Freight carried during year ended March 31st, 1937	1,337,081	3,626,347.80
	<u>31,569,727</u>	<u>\$68,179,209.96</u>

NIPISSING CENTRAL RAILWAY

Mileage Operated at the Close of the Fiscal Year ended March 31st, 1937

Kirkland Lake Sub-division

Main Track—Swastika, Ontario, to Noranda, Quebec	59.74	
Sidings and Yard Tracks	9.08	
		68.82
Private Sidings under Sidings Agreements	2.52	
Private Sidings—privately owned	1.44	
		3.96
Total		<u>72.78</u>

COMPARATIVE STATEMENT OF EARNINGS, EXPENDITURES AND RESULT OF OPERATION, APRIL 1st, 1935, TO MARCH 31st, 1937

	April 1, 1936, to March 31, 1937	April 1, 1935, to March 31, 1936
REVENUE		
Transportation		
101. Freight	\$ 318,542.43	\$ 279,337.84
102. Passenger	87,376.63	68,385.52
103. Excess baggage	2,205.44	1,452.28
106. Mail	2,887.73	2,309.89
109. Milk	280.62	171.39
110. Switching	969.58	597.29
111. Special Service Train	40.49	1,023.25
Total	\$ 412,302.92	\$ 353,277.46
Incidental		
133. Station, Train and Boat Privileges	\$ 57.20	\$ 31.86
135. Storage—Freight	562.42	649.58
136. Storage—Baggage	170.00	124.35
137. Demurrage	644.00	528.00
142. Rents of Buildings and Other Property	4,617.20	4,312.38
143. Miscellaneous	309.60	404.49
Total	\$ 6,360.42	\$ 6,050.66
Total Revenue	\$ 418,663.34	\$ 359,328.12
EXPENDITURES		
Maintenance of Way and Structures	\$ 119,555.75	\$ 98,916.01
Maintenance of Equipment	46,789.56	46,152.81
Traffic	2,148.40	2,258.28
Transportation	200,744.40	189,099.42
General	20,486.82	16,192.32
Total Operating Expenses	\$ 389,724.93	\$ 352,618.84
BALANCE	\$ 28,938.41	\$ 6,709.28
OTHER INCOME		
Hire of freight cars	Dr. \$ 25,300.71	Dr. \$ 23,513.60
Interest and Exchange	348.19	1,504.38
Miscellaneous Income	26.25	146.25
Miscellaneous Rents	Dr. 127.00	Dr. 127.00
Taxes	Dr. 2,517.17	Dr. 2,517.17
Total	Dr. \$ 27,570.44	Dr. \$ 24,507.14
NET RESULTS	\$ 1,367.97	\$ 17,797.86

Thirty-Second Annual Report

OF THE

ONTARIO MUNICIPAL BOARD

To December 31st, 1937

PRESENTED TO THE LEGISLATIVE ASSEMBLY

BY COMMAND


SESSIONAL PAPER No. 24, 1938



ONTARIO

TORONTO

Printed and Published by T. E. Bowman, Printer to the King's Most Excellent
Majesty, 1938



TO THE HONOURABLE ALBERT MATTHEWS,

Lieutenant-Governor of the Province of Ontario, in Council.

MAY IT PLEASE YOUR HONOUR:

The undersigned has the honour to transmit herewith the Thirty-Second Report of the Ontario Municipal Board for the year ending December 31st, 1937.

Respectfully submitted,

(sgd) E. W. CROSS,
Minister of Municipal Affairs.

Parliament Buildings,
Toronto, March 31st, 1938.

Parliament Buildings,
Toronto, Canada,
March 31st, 1938.

DEAR SIR: (Re Thirty-Second Annual Report)

I have the honour to send you herewith the Thirty-second Annual Report of the Ontario Municipal Board, to December 31st, 1937.

Your obedient servant,


(sgd) M. B. SANDERSON,
Acting-Secretary.

The Honourable Eric W. Cross, K.C., M.A.,
Minister of Municipal Affairs,
Parliament Buildings,
Toronto.

ORGANIZATION

The Organization of the Ontario Municipal Board of the Province of Ontario is as follows:

D. S. CHARLTON,	Vice-Chairman
W. P. NEAR, B.A. Sc.,	Commissioner
M. B. SANDERSON,	Acting-Secretary
J. A. McDONALD,	Inspector of Telephone Service



THIRTY-SECOND ANNUAL REPORT

of the

Ontario Municipal Board

To December 31st, 1937

In pursuance of Section 162 of "The Ontario Municipal Board Act, 1932," the Ontario Municipal Board beg leave respectfully to submit their Thirty-second Annual Report.

THE ONTARIO MUNICIPAL BOARD ACT

Since the passing of "The Ontario Municipal Board Act, 1932" (chapter 27), amendments have been made by Chapter 39, Ontario Statutes, 1934; Chapter 51, Ontario Statutes, 1935; Chapter 45, Ontario Statutes, 1936; and Chapter 72, Ontario Statutes, 1937. (Now R.S.O. 1937, C. 60).

APPLICATIONS TO THE BOARD

There were 1,144 applications to the Board during 1937, and in regard to 118 of these public Hearings were held. The applications included a great variety of matters falling within the jurisdiction of the Board and are set out in the "Abstract and Summary" contained in the Appendix to this Report.

SITTINGS OF THE BOARD

The Board held meetings for the transaction of routine business and the disposal of applications every juridical day throughout the year and, as will be noted, ninety per cent. of the applications were dealt with informally. These informal applications, disposed of without the necessity of Hearings, entailed in many instances a considerable amount of inquiry and consideration on the part of the Board's officials, especially those coming under the amendment of 1935 to the Board's Act requiring all capital undertakings and expenditures by Municipalities to be approved by the Board.

REVENUE

During 1937 the total amount of the Board's Revenue was \$20,452.09.

Of this amount \$15,197.00 was collected by the Board in Law Stamps. The balance \$5,255.09, represents the amount of fees, collected by the Department of Highways and credited to the Board, in respect to the Hearing of applications for public Vehicle and Public Commercial Vehicle Licenses.

In 1932 the amount collected in Law Stamps was \$9,033.00; 1933, \$6,935.50; 1934, \$5,159.00; \$4,934.00 in 1935 and \$9,462.85 in 1936.

APPROVAL OF UNDERTAKING OF CAPITAL EXPENDITURES BY MUNICIPALITIES

On the 18th April, 1935, an act to amend "The Ontario Municipal Board Act, 1932" (Chapter 51), came into effect, enacting, by section 4 thereof, section 89, whereby a Municipality is prohibited from exercising any of its powers to proceed with, authorize or provide any moneys for any undertaking, work, project, scheme, act, matter or thing, the cost or any portion of the cost of which it is intended or required to be provided or raised by the issue of debentures of the Municipality, until the approval of this Board is first obtained. This enactment over-rides the provisions of any general or Special Act and necessitates a great many applications to the Board, list of those made in 1937 will be found in the Summary, indexed under "Capital Expenditures."

In the 501 applications filed with the Board under this legislation the total amount of the expenditures involved was \$15,440,254.95. In 1936 the Board considered 417 applications with a total debenture issue of \$19,911,716.67.

ARBITRATIONS

In 1937 the Board acted as Arbitrators in connection with seven applications made to it under Section 77a "The Highway Improvement Act" for the fixing of compensation to be paid to the Claimants in respect to property expropriated or damaged in connection with construction of the King's Highways where the amount could not be arranged between the parties. Two applications were considered under "The Public Works Act," section 28, and one under "The Township of East York Act, 1937" (Chapter 88), section 5 (1), and "The Municipal Act," section 458. A list of these will be found in the Summary, indexed, respectively, under "Highway Improvement Act" and "Arbitrations."

RESTRICTED AREAS

Under Section 398 of "The Municipal Act" the Board considered fifteen applications for approval of Municipal By-laws placing restrictions on certain areas, as to use of land and the erection and use of buildings thereon, and also, under subsection (2b) of this section, thirty-six applications for variation of restricted areas already established. A list of these will be found in the Summary, and are indexed under "Restricted Areas."

SUPERVISED MUNICIPALITIES

The Board is pleased to report that in 1937 no application was filed for an Order of the Board to place the financial affairs of a Municipality under the supervision of the Department of Municipal Affairs.

The plan for funding and refunding the debts of the amalgamated Municipalities of East Windsor, Walkerville, Windsor, and Sandwich (now City of Windsor) was heard at length by the Board and disposed of, pursuant to "The Department of Municipal Affairs Act."

EXTENSION OF MUNICIPALITY UTILITIES

(Section 399 (2) of "The Municipal Act")

An alphabetical list of the Municipalities applying to the Board for approval of extensions of Public Utilities under this legislation will be found in the Summary, indexed under the word "Approval." The debenture issues therefor approved by the Board in 1937 amounted to \$361,148.78 covering 12 applications.

FLOATING INDEBTEDNESS

(Section 78 (d) of Part V., Chapter 27, Ontario Statutes, 1932)

Under this legislation the Board issued Orders in respect to twenty-four Municipalities, authorizing debenture issues totalling \$2,886,671.57. This meant a considerable saving of expense to the Municipalities concerned, as special Acts of the Legislature would otherwise have been necessary.

UNEMPLOYMENT RELIEF

(Section 7 of "The Unemployment Relief Act, 1935")

In 1937 the Board considered and approved applications for debenture issues for Unemployment Relief measures amounting to \$130,271.94. These applications were necessarily co-related with applications for approval of the undertaking of capital expenditures, and are included with the list of same in the summary and are so indexed.

The policy of the Board is to curtail, as far as possible, the funding of Direct Relief costs by Municipalities. Having regard, however, to the special circumstances in each case, the Board granted permission to ten Municipalities to the funding of a portion of their Direct Relief costs for 1937. Five of these Municipalities (a list of which will be found in the Appendix) issued debentures in 1937, in a total of \$1,085,384.44.

ASSESSMENT APPEALS

There were 11 Assessment Appeals filed with the Board during 1937, under section 83 of "The Assessment Act." The assessed value of the properties in question therein amounted to \$1,107,768.00. A list of these will be found in the Summary, indexed under "Assessment Appeals."

VALIDATION OF MUNICIPAL DEBENTURES

Sixty Applications were made to the Board in 1937 for validation of Municipal By-laws and certification of the debentures authorized thereunder. The total of such debenture issues was \$3,606,241.01.

While purchasers of debentures are usually satisfied with Orders of the Board under section 89 of the Board Act as enacted by section 4, Chapter 51, Ontario Statutes, 1935, it has been found that Orders validating the By-laws as finally passed, and providing for certification of the debentures, facilitates the marketing of the issue. Part V. of the Board's Act, 1932, is the only legislation giving the Board authority to issue a Validation Order.

PLANS

(Land Subdivisions)

Under "The Planning and Development Act" (Chapter 236, R.S.O. 1927); "The Land Titles Act" (Chapter 158 R.S.O., 1927), Section 110; and "The Registry Act" (Chapter 155, R.S.O., 1927), Section 80, subsections (14) and (18), 37 plans were presented to the Board for approval and certification. An alphabetical list of the owners of the properties in question is contained in the Summary.

PROVINCIAL RAILWAYS

An alphabetical list (under the names of the Railway Systems affected) of applications to the Board during 1937, is contained in the Summary.

Extensions of and improvements to Provincial Railways during 1937, as reported to the Board, will also be found in the Summary, (arranged alphabetically) under the names of the several Systems reporting.

Annual Reports, to December 31st, 1937, by Railway Companies under the Board's jurisdiction were received, of which a summarized tabulation has been prepared for publication herein. The Board has no means of auditing these reports as received and does not therefore represent or guarantee that the figures taken therefrom are correct or accurate.

ACCIDENTS

A tabulation of Accident Reports received by the Board from Provincial Railways during the year 1937 is included in the Summary and shows that 7 persons were killed and 1,028 injured during the year.

PUBLIC VEHICLE AND COMMERCIAL VEHICLE LICENSES

Pursuant to the "Public Vehicle Act," R.S.O., 1927, Chapter 252, as amended by Chapter 53, S.O. 1933, and the "Commercial Vehicle Act," S.O. 1936, Chapter 9, no Public Vehicle and Commercial Vehicle licenses respectively may be issued by the Department of Highways without the approval of the Board being first obtained as evidenced by a Certificate of Public Necessity and Convenience of the said Board, furnished to the Department of Highways and then only in accordance with such Certificate. Upon the granting of a Certificate of the Board the Department may then in its discretion issue or refuse a license.

It has been necessary in order to hear the applications for a Certificate of Public Necessity and Convenience for the Board to set aside at least two days a month for the Hearing of these applications, and the first and third Mondays in each month have accordingly been reserved. During 1937 the Board heard 59 applications for Public Vehicle licenses and 1313 for Commercial Vehicle licenses. These figures include applications for clarification of and extension to, existing licenses.

In pressing an application before the Board the Applicant may appear in person or be represented by his Solicitor, or, if unable to appear in person may send to the Board such information as he thinks will entitle him to the Certificate. The Board endeavors, to the best of its ability, to obtain a knowledge of all the relative facts and circumstances in regard to each application and, taking into consideration only the necessity and convenience of service to the general public, to decide accordingly.

FORMS

The Board has (for distribution to parties interested) the following forms and specifications, namely:—

1. The Board's Rules of Practice and Procedure and Practice Forms.
2. Regulations, Specifications and Forms respecting Railways.
3. Standard Specifications for Bridges, Viaducts, Trestles or other structures.
4. Memorandum of material required in support of application for approval of undertaking of capital expenditure involving debenture issue, under section 89 of "The Ontario Municipal Board Act, 1932," as enacted by section 4, Chapter 51, Ontario Statutes, 1935.

5. Forms for submission of a By-law or question to a poll, under "The Municipal Act."
6. Form for Money By-law.
7. Preliminary Resolution under Section 8 of "The Local Improvement Act."
8. Forms for Annual Reports by Railway Systems.
9. Forms for Reports as to Examination of Motormen.
10. Forms for Reports of Accidents by Railway Systems.
11. Directions for guidance of applicants under subsection (2) of section 399 of "The Municipal Act."
12. Tariff of the Board's fees.
13. Forms under "The Planning and Development Act," with directions for guidance of applicants thereunder.
14. "The Telephone Act."
15. Form of Annual Report to be furnished to the subscribers to a Telephone System established under Part II of "The Telephone Act."
16. Instructions for preparation of Annual Report as mentioned in No. 15.
17. Pamphlet containing information regarding Provincial Telephone Systems, and including
 - (a) Form of By-law providing for the establishment of a Telephone System under Part II of "The Telephone Act."
 - (b) Form of By-law providing for the issue of debentures to pay for the cost of establishing a telephone system under Part II of "The Telephone Act."
 - (c) Form of By-law to regulate the management and operation of a telephone system established under Part II of "The Telephone Act."
 - (d) Form of Account for the use by Telephone Companies using the "Discount System of Collections."
 - (e) Form of Municipal Debenture—Instalment Plan.
 - (f) Form of Constitution and By-laws for a Telephone Company.
18. Forms of Petition praying for the establishment or extension of a Telephone System, under Part II of "The Telephone Act."
19. Form of By-laws granting to a Telephone Company the right to use the highways of a Township.
20. Form for Return by Municipality operating a Telephone System.
21. Form for Return by Company, etc., operating a Telephone System.
22. Form for Tariff of Tolls for Telephone System.
23. Form for Return by Companies required by Order of the Board to set up a reserve for depreciation.

MISCELLANEOUS MATTERS UNDER THE BOARD'S JURISDICTION

A classified analysis of miscellaneous matters dealt with by the Board in 1937 will be found in the Summary. These include:

Annexations.

Arbitrations.

Assessment Appeals, under Section 83 of "The Assessment Act."

Applications for relief from re-building of bridges by Municipalities—Section 469 (9) of "The Municipal Act."

Appeals to the Board under "The Department of Municipal Affairs Act, 1935."

Detachment of Farm Lands—Section 21 of "The Municipal Act."

Extension of debenture issue period of Municipal By-laws—Section 296 (11) and (12) of "The Municipal Act."

Extension of time to pass By-laws—Section 288 (5) of "The Municipal Act."

Fire Halls, and fire fighting equipment—Section 399 (16) (b) of "The Municipal Act."

Floating Indebtedness, authority to Municipalities to issue debentures to pay—Section 78 (d) of Chapter 27, Ontario Statutes, 1932.

"The (Municipal) Franchises Act," Section 8, subsections (3) and (4), as enacted by section 2, Chapter 39, Ontario Statutes, 1933.

Highways, Department of, Claims against — Applications under section 77a of "The Highway Improvement Act."

Highways (County) abandonment of part of — Section 457 of "The Municipal Act."

Highways, deferred widening of—Section 343 of "The Municipal Act."

Highways (Narrow), approved under Section 490 (2) of "The Municipal Act."

Increased borrowings by Municipal Councils—Section 334 (7) of "The Municipal Act" as re-enacted by section 10 (2) of Chapter 37, Ontario Statutes, 1933.

Incorporations—Section 18 of "The Municipal Act."

Interest Decrease By-laws—approved under section 300 of "The Municipal Act."

Lanes, opening and paving of—Section 27a subsection (3) of "The Local Improvement Act," as re-enacted by section 2, Chapter 26, Ontario Statutes, 1933.

Legislation (Special)—By-laws etc., approved under.

Local Improvements—approval of the passing of Construction By-laws therefor, under section 8 of "The Local Improvement Act" as re-enacted by section 2, Chapter 30, Ontario Statutes 1932.

Local Improvements, abandonment of part of work—Section 18 of "The Local Improvement Act."

Apportionment of cost of Local Improvement Work, approval of By-laws under section 26 (3) of "The Local Improvement Act."

"The Ontario Municipal Board Act, 1932."

"The Public Parks Act"—Chapter 248, R.S.O., section 12;—approval of the setting aside portion of Park for athletic purposes, etc.

Approval of Agreements under "The Public Utilities Act"—Section 32, enacted by section 2, Chapter 57, O.S. 1931, subsection (5).

Repeal of money By-laws as to residue not required—Section 301 (2) of "The Municipal Act."

Restrictions as to use of land or buildings, etc., approval of By-laws providing for—Section 398 of “The Municipal Act” and repeal or amendment to restricted areas—Subsection (2b) of said section 398.

Referee, appointment of—Section 15a of “The Public Schools Act.”

Sinking Funds—Approval of investment of—Section 317 of “The Municipal Act.”

Supervised Municipalities, under Part III, Chapter 16, Ontario Statutes, 1935.

Tariff of Board's fees.

Tax Rate, approval of further debt and levies—Section 306 (2) of “The Municipal Act.”

Unemployment Relief Measures and Direct Relief—Section 7 of “The Unemployment Relief Act, 1935.”

(Police) Villages, formation of—Section 517 of “The Municipal Act.”

Wards, Division of Cities, etc., into—Section 44 of “The Municipal Act.”

Weigh Scales and weighing of coal, etc.,—Section 400, subsection (1) of “The Municipal Act.”

Works ordered by the Dominion Railway Board, approval of By-laws for—Section 297 (2), (f), of “The Municipal Act,” as re-enacted by section 18, Chapter 50, Ontario Statutes, 1931.

M. B. SANDERSON,

Acting Secretary.

THE ONTARIO MUNICIPAL BOARD

Report of the Inspector of Telephone Service For The Year 1937

The following applications under the provisions of "The Telephone Act" were dealt with by the Board in 1937:

Under Section 31:	For approval of the purchase of an existing telephone system by a municipality or any portion thereof	16
Under Section 52:	For an order approving appointment of commissioner to fill vacancy	2
Under Section 59:	For an Order prescribing the date for holding the annual meeting of subscribers	4
Under Section 88:	For the approval of by-laws of a telephone company	7
Under Section 97:	For the approval of agreements providing for interchange of service	76
Under Section 102:	For the approval of the sale of telephone systems	2
Under Section 104:	For the approval of charges for telephone service	17
Under Section 110:	For authority to expend a portion of the moneys set aside for depreciation upon new construction or extensions or in the purchase of securities	2
Under Section 111:	For authority to issue stocks and bonds	4
Total number of applications		130

The continued policy of the Board in endeavoring to secure an amicable settlement of matters in dispute between the applicant and respondent has proved successful in the majority of cases.

In addition to the applications and complaints referred to, a vast amount of correspondence relating to telephone matters has been dealt with by the Board's Telephone Department, through the medium of which much information and assistance has been given to municipalities, companies and other persons interested, and many difficulties which might otherwise have necessitated a formal application and public hearing have been satisfactorily adjusted.

The following changes in the Board's records of telephone systems coming within its jurisdiction were made during the year:

The Kingston Road Rural Telephone Company, Limited, comprising 8 telephones ceased operation and surrendered its Charter.

A new Company known as the Beardmore Telephone Company, Limited, obtained Letters Patent of Incorporation.

The telephone lines formerly operated by the Mississauga River Improvement Company, Limited, have been acquired by the Forests Branch of the Department of Lands and Forests of Ontario.

The number of telephone systems within the jurisdiction of Ontario of which the Board has record is 596, operating, telephones, miles of pole lead carrying miles of wire and representing an investment of \$ X.

There are eleven systems owned and operated by municipalities under the provisions of Part I of the Act, viz.: the Cities of Fort William and Port Arthur, the Towns of Cochrane, Dryden, Fort Frances, Kenora, Keewatin and Rainy River, and the Townships of Alberton, Caledon and Hilliard.

One hundred and twenty-one systems are now established and operating under Part II of the Act, and furnishing service in two hundred and seventy-seven towns, villages and townships.

In addition to the before-mentioned systems, the Forests Branch of the Department of Lands and Forests is operating an extensive system in connection with its work of fire prevention. This system comprises telephone stations, miles of pole lead, miles of tree line, and miles of wire, the total investment being \$ X.

Detailed statistics and other information relative to these systems will be found in the appendix to this report, entitled "Telephone Systems, 1938."

"Sgd." JAS. A. McDONALD,
Inspector of Telephone Service.

X—Figures not available as reports for 1937 not all in.

ABSTRACT AND SUMMARY

of

APPLICATIONS TO THE BOARD

APPLICATIONS TO THE BOARD FOR VALIDATION OF BY-LAWS UNDER PART. V. OF CHAPTER 27, ONTARIO STATUTES,
1932

(Note: Abbreviation "I.C." means Irregularities cured; Abbreviation "I" means Irregularities not cured).

Municipality	By-law No.	Purpose	Amount	Procedure File
Aylmer, Town of	1142	High School	\$ 90,000.00	A-6858-a
Amaranth, Tp. of	665	Drainage	494.00	A-6882-a
Brantford, City of	2569	Direct Relief (1936)	165,000.00	A-6047-a
	(amended)			
Brantford, City of	2570a	Maturing instalments of principal due in 1936	50,000.00	A-6517-a
Brantford, City of	2602	Floating Debt	135,000.00	A-6685-b
Brantford, City of	2606	Completion of Subway at West St.	25,289.15	A-6750-a
Beamsville, Village of	584	High School	5,000.00	A-6883-a
Brampton, Town of	1056	Housing Commission Debt	17,200.00	A-6993-1
Bayham, Township of	1030	Public School	8,000.00	A-7018-a
Brantford, City of	2629	Housing Commission Debt	100,000.00	A-7118-a
Cornwall, Town of	7(1937)	Waterworks	40,000.00	A-6514-a
Cobourg, Town of	1605	Watermain Construction	6,648.78	A-6731-c
Calvert, Township of	313	Floating Indebtedness	47,000.00	A-7009-a
Euphemia, Township of	714	Continuation and Public School, S.S. No. 5	22,000.00	A-6986-a
	(amended)			
Fort William, City of	3514	Local Improvements	47,557.10	A-6900
	(consolidated)			
Grimsby, Town of	806	Balance of cost of system of sewers represented by Mohan Claim	10,802.10	A-6661-b
Guelph, City of	2373	Housing Debt	55,000.00	A-6922-a
Galt, City of	3149	Construction of Grand River Bridge at Concession St.	38,925.00	A-5536-a
Guelph, City of	2380	Direct Relief (1937)	20,000.00	A-7103-a
Hamilton, City of	4830	Waterworks Extensions	126,000.00	A-6552-a
Howland, Township of	289	School House, S.S. No. 5	3,000.00	A-6907
Huntsville, Town of	582	Highway Improvement	10,000.00	A-6759-a
Hay, Township of	11(1937)	Drainage Work	4,788.00	A-7071-a
Kenora, Town of	1168	Direct Relief and Unemployment Relief Works 1930-1936 (inclusive)	80,000.00	A-6857-a
Leaside, Town of	497	Local Improvements	139,679.50	A-6291-b
Leaside, Town of	498	Public School purposes	47,000.00	A-6933-a
London, City of	D-94-158	Housing Commission Debt	81,844.97	A-7022-a
McKim, Township of	300	Public School, S.S. No. 5	12,000.00	A-7216
Nipigon, Township of	340	Local Improvements, sewers	3,000.00	A-6264-e
North York, Township of	2394	Floating Indebtedness	500,000.00	A-7144-a
Niagara Falls, City of	2577	Floating Indebtedness	500,000.00	A-7148-a
Owen Sound, City of	755	Market Building	8,500.00	A-5712-a
Owen Sound, City of	779	Waterworks Purposes	10,000.00	A-5932-b

Owen Sound, City of	807	Local Improvements, sidewalks	8,010.51	I.C.	A-6057-e-1
Owen Sound, City of	808	Local Improvements, curbs and gutters	4,337.10	I.C.	A-6057-c-2
Owen Sound, City of	809	Local Improvements, grading and pavement	36,144.11	I.C.	A-6057-c-3
Owen Sound, City of	828-A	Unemployment Relief Works (1933)	13,000.00	I.C.	A-6433-a
Owen Sound, City of	743	Local Improvements, pavements	12,501.40	A-6659	
Port Arthur, City of	2185	Local Improvements	36,200.00	I.C.	A-5473-a
	(consolidated)				
Port Arthur, City of	2200	Local Improvements, unemployment relief	98,900.00	A-6598-b	
	(consolidated)				
Port Arthur, City of	2187	Unemployment Relief measures	13,500.00	A-5474-c	
Paris, Town of	959	Grant to Willett Hospital	10,000.00	A-6444-a	
Palmerston, Town of	759	Floating Indebtedness	1,397.46	A-6681-a	
Rockcliffe Park, Village	210	Local Improvements	4,500.00	A-6227-d	
Swansea, Village of	477	Storm Sewers	76,503.02	A-6533-b	
	(amended)				
Sudbury, City of	1929	Floating Debt	409,710.28	A-6834-a	
Stratford, City of	3664	Housing Commission Loan	70,000.00	A-6868-a	
Salfleet, Township of	1159	Public School purposes	22,000.00	A-6876-a	
Tay, Township of	1057	Public School purposes, S.S. No. 12	6,000.00	A-6965-a	
Timmins, Town of	480	Water Mains	12,000.00	I.C.	A-7198-a
	(amended)				
Timmins, Town of	481	Waterworks Extensions	15,000.00	I.C.	A-7199-a
Timmins, Town of	482	Sewer Extensions	25,000.00	I.C.	A-7200-a
Timmins, Town of	546	Public School	95,000.00	I.C.	A-7201-a
Timmins, Town of	549	Over-expenditure, sidewalks	3,490.55	I.C.	A-6690-b
Timmins, Town of	550	Municipal Building	110,000.00	I.C.	A-7205-a
West Lorne, Village of	409	Waterworks System	55,000.00	I.C.	A-6498-b
Westminster, Township of	1084	Public School purposes, S.S. No. 2	10,400.00	I.C.	A-6639-a
Welland, City of	987	Public School Purposes	8,100.00	A-6653-a	
Whitney, Township of	179	Public School Purposes	19,000.00	A-6917-a	
Woodstock, City of	2368	Housing Commission, indebtedness	19,317.98	A-7082-a	

APPLICATIONS TO THE BOARD FOR APPROVAL OF BY-LAWS UNDER SUBSECTION (2) OF SECTION 399 OF "THE MUNICIPAL ACT"

Municipality	By-law No.	Purpose	Amount	Procedure File
Beamsville, Village of	582	Hydro Electric System	37,500.00	A-6715
Barrie, Town of	1392	Artesian Well	15,000.00	A-6692-a
Cobourg, Town of	1605	Water Main	6,648.78	A-6731-a
Hamilton, City of	2557	Waterworks extensions 1934, 1935 and 1936	126,000.00	A-6552
Kitchener, City of	533	Improvements to Sewage Disposal Plant	33,000.00	A-6675-a
Merriton, Town of	8269	Installation of Transformer Station	25,000.00	A-6614-a
Ottawa, City of	8469	Waterworks extension, "Lakeside Park"	53,500.00	A-6048-a
Ottawa, City of		Sherwood Ave., sewer	9,000.00	A-6999-a
Stirling, Village of	480	Waterworks Extensions	3,500.00	A-7126-a
Timmins, Town of	(amended)	Water Mains	12,000.00	A-7198
Timmins, Town of	481	Waterworks Extensions	15,000.00	A-7199
Timmins, Town of	(amended)	Waterworks Extensions		
Timmins, Town of	482	Sewer Extensions	25,000.00	A-7200
Timmins, Town of	(amended)	Sewer Extensions		

APPLICATIONS TO THE BOARD UNDER SECTION 89 OF "THE ONTARIO MUNICIPAL BOARD ACT, 1932" AS ENACTED BY SECTION 4, CHAPTER 51, ONTARIO STATUTES, 1935—(APPROVAL OF UNDERTAKING OF CAPITAL EXPENDITURES)

(a) Also approved under Section 8 of "The Local Improvement Act" as re-enacted by Section 2 of "The Local Improvement Amendment Act, 1932."	(b) Also approved under Section 7 of "The Unemployment Relief Act, 1935."	Municipality	Purpose	Amount	Procedure File
		Ancaster, Township of	Local Improvement (Petition) Norfolk St. watermain	1,930.00	A-6660
		Amaranth, Township of	Improvements to Drain No. 39, By-law No. 763	473.00	A-6694-a
		Amaranth, Township of	Improvements to Drain No. 44, By-law No. 764	1,234.45	A-6694-b
		Amaranth, Township of	Improvements to Drain No. 47, By-law No. 765	3,063.00	A-6694-c
		Aldborough, Township of	Construction of "Robinson" Drain	676.00	A-6696
		Amhurst Island, Township of	Floating Indebtedness	10,000.00	A-6724
		Aylmer, Town of	High School purposes	90,000.00	A-6858
		Aldborough, Township of	Repairs to "Ashton" Drain	555.00	A-6873
		Amaranth, Township of	Drainage Work, "Banks" Drain	494.00	A-6882
		Aldborough, Township of	Construction "Gilbert" Drain	248.00	A-6940-a
		Aldborough, Township of	Construction "Erskine" Drain	690.00	A-6940-b
		Anderdon, Township of	Improvement of "Lafferty" Drain	1,313.00	A-7077
		Bloomfield, Village of	Additions to Public School	3,000.00	A-6597
		Brooke, Township of	Repairs to "Lamb" Drain	1,300.00	A-6601
		Branford, City of	Floating Indebtedness re Brantford Street Ry. etc.	135,000.00	A-6685
		Baron, Township of	Local Improvement (Petition) Tragina Ave. watermain	2,044.00	A-6148
		Barrie, Town of	Waterworks Improvements—Artesian Well	15,000.00	A-6692
		Brockville, Town of	Power Shovel	4,050.00	A-6693
		Beamsville, Village of	Purchase of Hydro Electric System	37,500.00	A-6715
		Branford, City of	Completion of Market St. Subway	25,289.15	A-6750
		Brockville, Town of	Local Improvement—Sidewalks, McCready St., etc.	4,000.00	A-6865
	(a)	Beamsville, Village of	High School purposes	5,000.00	A-6883
		Burlington Beach Commission	School House	30,000.00	A-6894
		Branford, City of	Local Improvement (Petition) Paving Dundas St.	21,546.00	A-6904
		Bolton, Village of	Additional cost of waterworks system	4,300.00	A-6942
		Blandford, Township of	Clarke Street water main	962.50	A-6948
		Bracebridge, Town of	Widening of Manitoba St.	7,000.00	A-6288-a
	(a)	Belleville, City of	Local Improvements—sidewalks, Front St. etc.	15,178.00	A-6989
		Branford, City of	Local Improvements—concrete walks, curbs, gutters, Darling St. etc.	3,073.00	A-7008
		Bayham, Township of	Public School purposes—School Section No. 14	8,000.00	A-7018
		Brooke, Township of	Repairs to "Smith Patterson" Drain	1,235.00	A-7030-a
		Brooke, Township of	Repairs to "No. 1" Drain	2,474.00	A-7030-b
		Brampton, Town of	Housing Commission Debt	17,200.00	A-6993-a
		Blenheim, Town of	High School purposes	9,000.00	A-7076
		Blenheim, Town of	Local Improvements (Petition) Marlboro St., sidewalks, etc.	700.00	A-7075

APPLICATIONS TO THE BOARD UNDER SECTION 89 OF "THE ONTARIO MUNICIPAL BOARD ACT, 1932" AS ENACTED BY SECTION 4, CHAPTER 51, ONTARIO STATUTES, 1935—(APPROVAL OF UNDERTAKING OF CAPITAL EXPENDITURES)

(a) Also approved under Section 8 of "The Local Improvement Act" as re-enacted by Section 2 of "The Local Improvement Amendment Act, 1932".

(b) Also approved under Section 7 of "The Unemployment Relief Act, 1935".

Municipality	Purpose	Amount	Procedure File
Barrie, Town of	Floating Indebtedness	50,000.00	A-7081
Bosanquet, Township of	Construction "Waldon" Drain	559.50	A-7083-a
Bosanquet, Township of	Repairs to "Woods Creek" Drain	1,992.70	A-7083-b
Bosanquet, Township of	Repairs to "Nesbit" Drain	2,437.91	A-7083-c
Brantford, City of	Housing Commission Debt (Floating Indebtedness)	100,000.00	A-7118
Brockville, Town of	Direct Relief, 1937	8,000.00	A-7150
Brantford, City of	Direct Relief, 1937	80,000.00	A-7211
Brantford, City of	1937 Maturing Instalments, principal of debentures under Special Act, 1934		
Bosanquet, Township of	Repair of "Goose Marsh" Drain	50,000.00	A-7212
Brockville, Town of	Snow removal equipment	543.00	A-7226
Cobourg, Town of	By-law amending No. 1467	7,078.47	A-7235
Cornwall, Town of	Technical School	244,638.00	A-6526
Cornwall, Town of	High School	240,000.00	A-6680
Copper Cliff, Town of	Local Improvements (Petition) Dain Ave. Sewer	200,000.00	A-6697
Crowland, Township of	Local Improvements (Petition) Chaffey and Beatrice Streets, sidewalks	3,635.00	A-6711
Crowland, Township of	Water main construction	448.00	A-6726
Chatham, City of	Local Improvement (Petition) Wellington St. sewer, etc.	6,237.48	A-6731
Cornwall, Township of	Local Improvements (Petition) Alice St. etc.	2,219.50	A-6755
Chatham, City of	Local Improvements—Richmond St.	30,335.64	A-6777
Chatham, City of	Local Improvements—Eugene & Pine Sts.—sewer	2,085.30	A-6784
Chatham, City of	Local Improvements—King St. W., sidewalk (Petition)	1,017.82	A-6847-a
Cornwall, Town of	Unemployment Relief Works—Waterworks Extension	472.00	A-6847-b
Chatham, City of	Local Improvements (Petition) Thelma Ave., sidewalk	40,000.00	A-6514
Cornwall, Township of	Local Improvements (Petition) Fifth St. etc.	200.00	A-6911
Caledon, Township of	Liquidation of debentures under By-law 823 (floating debt)	19,475.00	A-6956
Caledon, Township of	Floating indebtedness	3,010.33	A-6972
Crowland, Township of	Local Improvements (Petition) Broadway St. sewer	47,000.00	A-7009
Colchester South, Township of	Repair of "Little" Drain	492.72	A-7042
Crowland, Township of	Local Improvements (Petition) Hill St. sewer	967.00	A-7049
Colchester North, Township of	Repairs to "Boyd" Drain	379.28	A-7058
Colchester North, Township of	Repairs to 13th Concession "Old Madden" and "Ward" Drains	1,148.50	A-7060-a
Colchester North, Township of	Repairs to "8th Concession East" Drain	6,280.50	A-7060-b
Colchester North, Township of	Repairs to "McBeth Award" Drain	2,679.60	A-7060-c
Colchester North, Township of	Repairs to "Sutton Award" Drain	967.50	A-7060-d
Colchester North, Township of		864.50	A-7060-c

Crowland, Township of	Local Improvements (Petition) Hamit St.	9,150.00	A-7072
Camden, Township of	Tile Drainage Loan, By-law 459	10,000.00	A-7095
Camden, Township of	Repairs to "Wilcox" Drain	276.00	A-7112-a
Camden, Township of	Repairs to "Hood" Drain	1,825.00	A-7112-b
Colchester North, Township of	Tile Drainage Loan	50,000.00	A-7176
Chatham, Township of	Repairs to "Churcheur Moode" Drain	400.00	A-7177-a
Chatham, Township of	Repairs to "Mallett" Drain	601.60	A-7177-b
Chatham, Township of	Construction "Moir" Drain	340.00	A-7177-c
Cornwall, Township of	Local Improvements (Petition) Walton St. etc.	5,175.00	A-7232
Dereham, Township of	Construction "Young-Conan" Drain	543.65	A-6594
Dunwich, Township of	Construction "Gilroy" Drain	924.00	A-6651
Dover, Township of	Repair etc. "Charlebois" Drain	800.00	A-6741
Dunwich, Township of	Repair etc. "Ecker" Drain	258.14	A-6897
Dunwich, Township of	Construction of "Halkon" Drain	448.00	A-6953
Dunwich, Township of	Construction of "Bowman" Drain	1,000.00	A-6962
Dover, Township of	Repair of "Stephenson Pumping Works" Drain	340.00	A-6982
Dover, Township of	Repair etc. of "11th Concession Mechanical Drainage Works"	7,700.00	A-6984
Dunwich, Township of	Improvement of "Erskine" and "Gilbert" Award Drains	231.00	A-7064
Dutton, Village of	Construction of "J. M. Blue" Drain	302.00	A-7123
Dunwich, Township of	Tile Drainage Loan	5,000.00	A-7197
Elma, Township of	Repair etc. of Main North West Drain, "Logan"	764.75	A-6483-c
Elma, Township of	Repair etc. "Nicholson" Drain	458.25	
	Repair etc. "Rock Branch" Drain	141.80	A-6483-b
Elizabethtown, Township of	School House—S.S. No. 2	4,000.00	A-6793
Etobicoke, Township of	Local Improvement—Trunk Sewer, Sewer Area No. 5	100,000.00	A-6875-a
Euphemia, Township of	Continuation and Public School S.S. No. 5	22,000.00	A-6986
Elice, Township of	Improvement of "Foley" Drain	2,325.00	A-6994
Euphemia, Township of	Drainage Purposes "Bun Municipal Drain" (By-law 716)	457.00	A-7067
Edwardsburg, Township of	Construction "Bruc-Goodin" Drain	2,874.85	A-7114
Euphemia, Township of	Repair to "Stocking" Drain	137.60	A-7119
Etobicoke, Township of	Arrears of Debenture Principal (floating indebtedness)	400,000.00	A-7165
Euphemia, Township of	Tile Drainage Loan	20,000.00	A-7208
Forest Hill, Village of	Hydro Electric System (Acquisition & extension of present system)	250,000.00	A-6523
Forest Hill, Village of	Local Improvement (Petition) Sewer on Old Park Rd. (Whitmore to Hopewell)	1,466.50	A-6554
Forest Hill, Village of	Fire Fighting and Protection Equipment	20,000.00	A-6632-a
Forest Hill, Village of	Purchase of Land and erection of Fire Hall	20,000.00	A-6632-b
Forest Hill, Village of	Local Improvement (Petition) Water main east side Bathurst St.—Ava Rd. to Elderwood Drive	2,061.00	A-6649
Forest Hill, Village of	Local Improvement (Petition) Sewers on Hopewell Ave. from Glenarden Rd. to east limit (Plan 115)	13,000.00	A-6663
Forest Hill, Village of	Local Improvement (Petition) Pavement—Whitmore Ave.	11,000.00	A-6682-a

(a)

APPLICATIONS TO THE BOARD UNDER SECTION 89 OF "THE ONTARIO MUNICIPAL BOARD ACT, 1932" AS ENACTED BY SECTION 4, CHAPTER 51, ONTARIO STATUTES, 1935—(APPROVAL OF UNDERTAKING OF CAPITAL EXPENDITURES)

(a) Also approved under Section 8 of "The Local Improvement Act" as re-enacted by Section 2 of "The Local Improvement Amendment Act, 1932".

(b) Also approved under Section 7 of "The Unemployment Relief Act, 1935".

Municipality	Purpose	Amount	Procedure File
Forest Hill, Village of	Local Improvement—Watermain, east side Bathurst St. from Ardmon Rd. to Elderwood Drive	2,152.00	A-6695
Fort William, City of	(a) Program of Works 1937—Local Improvements	124,895.37	A-6738
Forest Hill, Village of	Local Improvement (Petition) Eglinton Ave., sidewalk—Vesta Drive to North Walmer Rd., etc.	40,526.00	A-6748
Forest Hill, Village of	Local Improvement (Petition) Pavement Old Park Rd.	7,520.00	A-6758
Forest Hill, Village of	Local Improvement (Petition) Pavement Caidow Rd.	7,730.00	A-6767
Forest Hill, Village of	Local Improvement—Pavement Chaplin Crescent	6,300.00	A-6779
Fort William, City of	Unemployment Relief—Bridge over Neebing River at May St.	17,000.00	A-6785
Fort William, City of	Local Improvement (Petition) Sidewalk, Brock St.	437.00	A-6820
Forest Hill, Village of	(a) Local Improvement—Pavement Relmar Rd.	1,900.00	A-6822
Fort William, City of	Work ordered by Dominion Railway Board—Incidentals re construction of James St. subway	17,767.00	A-6835
Forest Hill, Village of	Local Improvement (Petition) Watermain, Sagamo St.	975.00	A-6918
Forest Hill, Village of	Local Improvement (Petition) Pavement, Hopewell Ave.	27,556.00	A-6925
Fort William, City of	Local Improvement (Petition) gravelling Amelia St.	346.00	A-7036-a
Fort William, City of	Local Improvement (Petition) Concrete walk, Prince Arthur Blvd.	1,179.00	A-7036-b
Fort William, City of	Local Improvement (Petition) Boulevard—Prince Arthur Blvd.	246.00	A-7036-c
Fort William, City of	Local Improvement (Petition) Plank Walks, May St.	1,052.77	A-7063
Forest Hill, Village of	Sewers in rear of Spadina Rd.	51,200.00	A-7102
Forest, Town of	Repair of "Albert Street" Drain	994.75	A-7160
Forest Hill, Village of	Opening of lane rear of Eglinton Ave. between Bathurst St. & Hilltop Rd.	1,500.00	A-7182-a
Forest Hill, Village of	Draining and paving of same	4,375.00	A-7182-b
Fort William, City of	Air Harbour	40,000.00	A-7207
Grey, Township of	Repair etc. to "Kistner" Drain	179.00	A-6571
Grimsby, Town of	Settlement "Mohan" claim	10,802.10	A-6631
Galt, City of	(a) & (b) Local Improvement—Curb & gutter, Francis St.	1,822.00	A-6700
Guelph, City of	(a) Reconstruction of bridge over Speed River	15,000.00	A-6761
Guelph, City of	Local Improvement—Armstrong Ave. Sewer	1,464.75	A-6762
Gosfield North, Township of	Drainage Purposes	1,653.26	A-6815
Goderich, Township of	School House—S.S. No. 9	3,700.00	A-6825
Gosfield North, Township of	Repairs to "Cottam" Drain	1,073.91	A-6870
Galt, City of	(a) & (b) Local Improvements (Petition) and Unemployment Relief Works—Curbs, Gutter, Todd and George Sts.	1,738.00	A-6871

Georgetown, Town of	Local Improvement (Petition) Pavement, Victoria St. &c.	3,000.00	A-6872
Gosfield North, Township of	Drainage Purposes	15,867.03	A-6896
Grey, Township of	Repairs to "Baker" Drain	898.00	A-6908
Guelph, City of	Housing Commission—Debt to Province of Ontario	55,500.00	A-6922
Galt, City of	(a) Local Improvement—Sidewalk, Main St.	331.00	A-6937
Galt, City of	Local Improvement (Petition) Curbs, Gutters, Dumfries St.	2,014.00	A-6941
Geraldton, Town of	School Purposes	15,000.00	A-7033
Guelph, City of	Direct Relief, 1937	20,000.00	A-7103
Galt, City of	(b) Unemployment Relief Work—"Freeport Sanatorium"	11,250.00	A-7195-a
Grey, Township of	Corporation's share of construction of "Northwest" Drain	280.70	A-7220
Hamilton, City of	Direct Relief, 1936	482,673.00	A-5945
Hamilton, City of	(b) Works ordered by Dominion Railway Board in connection with construction of C.N.R. Station &c.	68,000.00	A-6548
Hamilton, City of	Work ordered by Dominion Railway Board—Desjardin Canal Bridge	610,000.00	A-6549
Hamilton, City of	Toronto, Hamilton & Buffalo Ry—Grade Separation Work ordered by Dominion Railway Board	1,139,000.00	A-6551
Hamilton, City of	Waterworks Extensions—1934, 1935 and 1936	126,000.00	A-6552
Hamilton, City of	Provincial Suburban Roads, Jan. 1st 1934 to March 1st, 1935	57,000.00	A-6625
Hamilton, City of	Water Services, 1937	22,000.00	A-6650
Hamilton, City of	Meters	3,636.26	A-6671
Hamilton, City of	Local Improvements (Petition) Cement walk, curb, Amelia St.	2,000.00	A-5593-b
Howland, Township of	School purposes, S.S. No. 5	1,367.00	A-6718
Howard, Township of	Repair etc. of "Alexander" Drain	3,398.00	A-6742
Hamilton, City of	Watermain—Amelia St.	10,000.00	A-6759
Huntsville, Town of	Street Improvement &c.	375.00	A-6840-a
Harwich, Township of	Repairs to "Cookson" Drain	1,232.00	A-6840-b
Harwich, Township of	Repairs to "Duke" and "Howard" Drains	1,646.00	A-6886
Hamilton, City of	Waterworks Extensions, Main St. etc.	11,700.00	A-6966
Hornings Mills, Village of	See Township of Melancthon	8,395.00	A-6980
Hamilton, City of	Construction of extension to Wellington St. sewer	1,532.00	A-7029-a
Hamilton, City of	Construction of asphalt pavement—Bradford St.	1,177.00	A-7029-b
Howard, Township of	Repairs to "Scane" Drain	2,691.00	A-7053-a
Howard, Township of	Repairs to "Simmitt" Drain	443.00	A-7053-b
Harwich, Township of	Repairs to "Hutchinson" Drain	4,788.00	A-7071
Harwich, Township of	Repairs to "Hautman" Drain	14,000.00	A-7108
Hay, Township of	Drainage purposes—"Aldworth" Drain	652.00	A-7153
Hearst, Town of	Public School purposes	17,740.00	A-7170
Hamilton, City of	Watermain extension—Empress Avenue	12,000.00	A-7180
Harwich, Township of	Repair of the "Burk" Drainage works	30,000.00	A-6717
Halton, County of	1937 County Highway Construction and Improvements	4,200.00	A-7230
Ingersoll, Town of	Construction of bridge over Thames River at Thames St. North		
Ingersoll, Town of	Floating Indebtedness—Housing Commission Loan		

APPLICATIONS TO THE BOARD UNDER SECTION 89 OF "THE ONTARIO MUNICIPAL BOARD ACT, 1932", AS ENACTED BY SECTION 4, CHAPTER 51, ONTARIO STATUTES, 1935—(APPROVAL OF UNDERTAKING OF CAPITAL EXPENDITURES)

(a) Also approved under Section 8 of "The Local Improvement Act" as re-enacted by Section 2 of "The Local Improvement Amendment Act, 1932".

(b) Also approved under Section 7 of "The Unemployment Relief Act, 1935".

Municipality	Purpose	Amount	Procedure File
Kingston, City of	Direct Relief (1936)	40,000.00	A-5942
Kitchener, City of	Local Improvement (Petition) Watermain, Queenston Cres.	570.00	A-6583
Kitchener, City of	Pavement (concrete walk) curb and gutter, Sterling Avenue (both sides) Local Improvement (Petition)	244.20	A-6640
Kingston, City of	Rebuilding Central School	35,000.00	A-6655
Kitchener, City of	Additions and Improvements to Sewerage System	33,000.00	A-6675
Kitchener, City of	Local Improvements (Petition) Glen Rd. &c.—Watermains and sidewalks	1,339.80	A-6683
Kapuskasing, Town of	High School Purposes	47,000.00	A-6729
Kitchener, City of	Local Improvements (Petition) South St. etc.	2,586.15	A-6747
Kingston, City of	Re-building Central School	45,000.00	A-6655-a
Kingston, City of	(a) Local Improvement—Bartlett St. and King St.	607.20	A-6837
Kenora, Town of	Relief Costs, 1930-1936	80,000.00	A-6857
Kitchener, City of	Local Improvement (Petition) Bruder Ave.	2,867.40	A-6859
Kitchener, City of	Local Improvement (Petition) Nelson St.	759.00	A-6910
Kitchener, City of	Local Improvements—(Petition)	12,746.51	A-6930
Kingston, City of	(a) Local Improvement—Sidewalk, Drayton Ave.	672.00	A-6964
Kitchener, City of	(a) Local Improvements—Watermain &c., Dufferin St.	2,325.20	A-7019
Kitchener, City of	(a) Local Improvements—Watermain &c., Stewart St.	666.00	A-7025
Kitchener, City of	(a) Local Improvements—Sidewalk, Patricia and Highland Sts.	1,883.42	A-7056
Kitchener, City of	Local Improvements (Petition) Sewer &c., Pandora Cres., &c.	6,233.95	A-7073
Kinlos, Township of	Construction "Little-McKenzie" Drain	474.00	A-7084
Kitchener, City of	Local Improvement (Petition) Graveling &c., Guelph St.	2,122.50	A-7194-a
Kitchener, City of	Local Improvement (Petition) Sidewalk, City Hall Square	1,795.50	A-7194-b
Kitchener, City of	(b) Additions &c. to "Freeport" Sanitorium	45,000.00	A-7195
Lanark, County of	Provincial Highway Purposes, 1934	36,800.00	A-6529
Lochiel, Township of	Drainage Purposes	2,630.00	A-6630
Lebel, Township of	Public School Purposes, S.S. No. 1	5,000.00	A-6633
London, City of	Local Improvement (Initiative Plan) Scarifying Dillabough St.	647.70	A-6652
Lanark, County of	Provincial Highway Expenditure, 1937	10,000.00	A-6662
London, City of	Additions to "Victoria" Hospital	200,000.00	A-6666
London, City of	Local Improvements (Petition) Curb, cement walks, East Colborne St. &c.	941.65	A-6691
London, City of	Construction of Wellington St. Bridge	75,000.00	A-6704
Logan, Township of	Repair &c. to "Kistner" Drain Extension	513.00	A-6757
Lucknow, Village of	Community Hall	7,000.00	A-6794

London, City of	Local Improvement (Petition) East Corson St.	185.03	A-6836
London, City of	Cement Walks etc. (Consolidating) By-law	11,409.16	A-6867
London, City of	Local Improvement (Petition) Tile Sewer, Ashland Ave.	1,285.89	A-6879
London, City of	Local Improvement (Petition) Curb & Gutter, E. Ashland Ave.	225.52	A-6880
Lochiel, Township of	Drainage Purposes—"South La Grasse" Drain	1,350.00	A-6887
London, City of	Local Improvement (Petition) Curb and Gutter, Alfred St.	835.02	A-6902
London, City of	Local Improvement (Initiative Plan) curb & gutter, Sterling St	798.91	A-6901
Leeds & Lansdowne, Twp. of	Public School Purposes	20,000.00	A-6929
Leaside, Town of	Local Improvement (Debenture By-law No. 497)	47,000.00	A-6933
Leaside, Town of	Local Improvements—By-laws Nos. 460, 461, 492, 493 and 495	139,679.50	A-6291-a
Leaside, Town of	Local Improvements (Petition) By-laws 462 and 463	80,949.00	A-6974
Leaside, Town of	Local Improvements (Petition) Curb and Gutter	5,265.00	A-6974
London, City of	Floating Indebtedness—Housing Commission Loan	260.90	A-6991
London, City of	Local Improvement (Petition) Curb and Gutter, St. Julien St.	81,844.97	A-7022
Logan, Township of	Corporation's share of construction of "North West" Drains: "Grey" Branch	955.15	A-7022
	"Centre" Branch	2,124.25	A-7086-a
London, City of	Local Improvement (Initiative Plan) Curb & Gutter, North Hill Street	1,011.20	A-7086-b
London, City of	Local Improvement (Initiative Plan) Scarifying St., North Hill Street	629.67	A-7101-a
		495.55	A-7101-b
Machin, Municipality of	Public School Purposes—Vermilion Bay	2,700.00	A-6525
Mersea, Township of	Local Improvement—Watermain, Part Lot 21 etc.	2,221.00	A-6501-a
Morrisburg, Village of	Local Improvement (Petition) Sewer on High St. etc.	1,937.34	A-6567
Maidstone, Township of	Title Drainage Loans: John B. Voztzer	1,110.00	A-6595
	Edward McPharlin	800.00	A-6595-a
	Catharine Quinlan	200.00	A-6596-b
	Improvements to Hydro Electric System	25,000.00	A-6595-c
Merriton, Town of	Repairs to "Freeman" Drain	A-6614	A-6614
Mornington, Township of	High School Improvements	1,796.00	A-6677
Meaford, Town of	Improvements to "McCloy" Drain	7,000.00	A-6723
Mornington, Township of	Completion of "Churchet" Drain	1,830.00	A-6734
Moore, Township of	Corporation's share cost of "Brown" Drain, Twp. of Amaranth	666.00	A-6743
Melancthon, Township of	Drainage work in respect to "McCague" Drain, Twp. of McL-ancthon	212.40	A-6765-a
Melancthon, Township of	Repairs &c. to "Setterington" Drain	748.00	A-6765-b
Mersea, Township of	Local Improvement—Extension of Front Rd. across Lots 7 & 8	674.00	A-6831
Maidstone, Township of	School Purposes, S.S. No. 7	4,416.00	A-6842
Moore, Township of	"Tucker" Drain—By-law No. 11 (1937)	7,850.00	A-6843
Moore, Township of	"Brown" Drain, By-law No. 12 (1937)	185.00	A-6845-a
Meaford, Town of	High (Technical) School Purposes	147.00	A-6845-b
		24,000.00	A-6884

APPLICATIONS TO THE BOARD UNDER SECTION 89 OF "THE ONTARIO MUNICIPAL BOARD ACT, 1932" AS ENACTED BY SECTION 4, CHAPTER 51, ONTARIO STATUTES, 1935—(APPROVAL OF UNDERTAKING OF CAPITAL EXPENDITURES)

(a) Also approved under Section 8 of "The Local Improvement Act" as re-enacted by Section 2 of "The Local Improvement Amendment Act, 1932".

(b) Also approved under Section 7 of "The Unemployment Relief Act, 1935".

Municipality	Purpose	Amount	Procedure File
Melancthon, Township of	Additional amount required for electric light and power system, Village of Hornings Mills	653.60	A-6926
Maidstone, Township of	Repairs to 8th Concession Drain	11,300.85	A-6950-a
Maidstone, Township of	Repairs to 6th Concession Drain	1,349.05	A-6950-b
Maidstone, Township of	Repairs to "Lefler" Drain	1,848.15	A-6950-c
Maidstone, Township of	Tile Drainage Loan (E. W. Poynter)	200.00	A-6951-a
Maidstone, Township of	Tile Drainage Loan (A. W. Kennedy)	500.00	A-6951-b
Maidstone, Township of	Tile Drainage Loan (C. J. Dietrich)	900.00	A-6951-c
Maidstone, Township of	Tile Drainage Loan (Jos. Czop)	400.00	A-6951-d
Melancthon, Township of	Improvements to "Broster" Drain	1,445.20	A-6970
Maidstone, Township of	Tile Drainage Loan (Wm. Pfahler)	300.00	A-7013-a
Maidstone, Township of	Tile Drainage Loan (Geo. H. Auger)	1,100.00	A-7013-b
Metcalfe, Township of	Repairs to "Moore Munro" Drain	436.00	A-7045-a
Metcalfe, Township of	Repairs to "Ward" Drain	1,004.00	A-7045-b
Medora & Wood, Township of	Erection of School House, S.S. No. 5, Medora	5,500.00	A-7104
Muskoka, Township of	Public School Purposes, S.S. No. 3	3,000.00	A-7122
Mersea, Township of	Drainage Repairs ("East Marsh Drainage Scheme")	2,693.50	A-7141
Morrisburg, Village of	Local Improvement (Petition) Sewer, Main St.	3,412.15	A-7145-a
Morrisburg, Village of	Local Improvement (Section 9) Sewer, Division St.	1,309.22	A-7145-b
Moore, Township of	Extension of "Gray" Drain	511.00	A-7155
Mountain, Township of	Proportion of cost of completing "Hamilton" Drain	1,352.05	A-7206
McKillop, Township of	Construction of "Hunt" Drain	1,221.00	A-6935
McKillop, Township of	Corporation's share of cost of Drainage Work, Tp. Tuckersmith	193.00	A-7026
North York, Township of	(a) Watermain, Alexandria Ave.	982.00	A-6631
Nelson, Township of	Purchase of Waterworks System	6,000.00	A-6778
New Liskeard, Town of	Heating System for Public School	5,500.00	A-6841
North York, Township of	Watermain	44,700.00	A-6844
North York, Township of	Floating Indebtedness	500,000.00	A-7144
Niagara Falls, City of	(a) Local Improvements—Pavements, Bell St., Gladstone to Arlington	500,000.00	A-7148
Ottawa, City of	—do—Bell St.—Imperial Ave. to Powell Ave.	17,067.80	A-6563-a
Ottawa, City of	—do—Powell Ave.—Bell St. to Bronson Ave.	19,574.00	A-6563-b
Ottawa, City of	—do—Sunnyside Ave.—Bank St. to Seneca St.	16,747.55	A-6563-c
Ottawa, City of	—do—Seneca St.—Sunnyside Ave. to Grove Ave.	26,974.20	A-6563-d
Ottawa, City of	—do—Grove Ave.—Seneca St. to Bank St.	12,233.55	A-6563-e
Ottawa, City of	—do—	28,581.45	A-6563-f

Ottawa, City of	—do— Holland Ave.—Wellington St. to Carling Ave. (track section)	43,576.00	A-6563-g
Oshawa, City of	Direct Relief, 1937	70,000.00	A-6582
Ottawa, City of	Local Improvement (Petition) Watermains—Inglewood Place to Kenilworth Ave.		
Oakville, Town of	Floating Indebtedness	2,490.00	A-6584
Ottawa, City of	Direct Relief, 1936	46,000.00	A-6658
Ottawa, City of	Local Improvement (Petition) Hamilton Ave., sidewalk	583,000.00	A-5937
Orford, Township of	Construction of "Haycroft Outlet" Drain	1,605.00	A-6678
Owen Sound, City of	(a) Local Improvements—13th St. E. etc.	475.00	A-6679
Orford, Township of	Repairs to "McPhail" Drain	23,459.90	A-6688
Ottawa, City of	(a) Local Improvements—Sidewalks, Inglewood Place, Hinton Ave. and Huron Ave.	971.00	A-6689
Oil Springs, Village of	(a) Local Improvements—Sidewalks, Main St. etc.		
Omemee, Village of	Skating Rink	2,368.05	A-6719
Ottawa, City of	Local Improvement (Petition) Hinton Ave., Sidewalk	1,000.00	A-6733
Ottawa, City of	Local Improvement—Rosemount Ave. etc.	10,000.00	A-6739
Ottawa, City of	Drainage Work	1,500.00	A-6769
Owen Sound	(a) Local Improvement (Petition) Sewer, Range Rd.	15,455.00	A-6770
Ottawa, City of	Local Improvements—Sidewalks, Lynn St. E. etc.	2,178.65	A-6799
Ottawa, City of	(a) Local Improvements—Sidewalks, west side of Leonard Ave.	589.13	A-6811
Ottawa, City of	Repair, etc. to "Ashton" Drain	4,293.00	A-6816
Orford, Township of	Tile Drainage Loan (M. Cameron)	2,055.00	A-6819
Orford, Township of	Local Improvement (Petition) Sidewalks, Irving Ave. etc.	1,349.00	A-6877
Ottawa, City of	Repairs etc. to "Ashton" Drain	1,000.00	A-6888
Orford, Township of	(a) Local Improvement—Pavement, Holland Ave.	315.00	A-6893
Ottawa, City of	Addition to Technical High School	337.00	A-6931
Ottawa, City of	Fire Hall and site in Rideau Ward	58,438.00	A-6932
Ottawa, City of	Local Improvement (Petition) Pavements, 13th St. W. etc.	500,000.00	A-6957
Ottawa, City of	Local Improvement (Petition) Sidewalk, Roslyn Ave.	20,000.00	A-6958
Ottawa, City of	Sewer, Sherwood Ave.	3,450.35	A-6959
Ottawa, City of	Work ordered by Dominion Railway Board—reconstruction of subway at Nicholas St. &c.	312.00	A-6963
Ottawa, City of	(a) Local Improvement—Sidewalk, Sussex St. etc.	9,000.00	A-6999
Ottawa, City of	(a) Local Improvement—Sidewalk, Rochester and Dalhousie Sts.	30,000.00	A-7000
Ottawa, City of	Suburban Roads Construction	5,842.50	A-7040
Ottawa, City of	Local Improvement (Petition) Maple Lane and Belvedere Cres.	2,475.00	A-7061
Ottawa, City of	Extension to Gas Plant—By-law 861	10,455.00	A-7068
Ottawa, City of	Local Improvement—Sidewalks, Dalhousie St. &c.	21,000.00	A-7100
Owen Sound, City of	Floating Indebtedness—Housing Commission Loan	8,598.00	A-7109
Ottawa, City of		160,000.00	A-7124
Ottawa, City of		4,175.00	A-7125
Ottawa, City of		180,000.00	A-7204

APPLICATIONS TO THE BOARD UNDER SECTION 89 OF "THE ONTARIO MUNICIPAL BOARD ACT, 1932" AS ENACTED BY SECTION 4, CHAPTER 51, ONTARIO STATUTES, 1935—(APPROVAL OF UNDERTAKING OF CAPITAL EXPENDITURES)

(a) Also approved under Section 8 of "The Local Improvement Act" as re-enacted by Section 2 of "The Local Improvement Amendment Act, 1932".

(b) Also approved under Section 7 of "The Unemployment Relief Act, 1935".

Municipality	Purpose	Amount	Procedure File
Port Arthur, City of	(a) & (b) Local Improvements—Pavements: Red River Rd.—Clarkson Ave. to City Limit	17,070.00	A-6578
	Red River Rd.—Rupert St. to Clarkson St.	21,190.00	A-6578
	Herbert St.—Arthur St. to High St.	9,500.00	A-6578
	Peter St.—Herbert St. to Dawson St.	16,800.00	A-6579
	Cooke St.—St. Paul St. to Court St.	3,360.00	A-6579
	St. Paul St.—Van Norman St. to Cameron St.	3,800.00	A-6579
	Emmerson Ave.—Harrington St. to River St.	3,360.00	A-6579
	Harrington Ave.—Court St. to Algoma St.	3,670.00	A-6579
	(a) Local Improvements—Sidewalks: Second St. and 6 other streets	7,130.00	A-6580
	(a & b) Local Improvements—Pavements, Algoma St. Waverley St.	40,400.00	A-6598
	Cumberland St.	3,500.00	A-6598
Port Arthur, City of	May St. Bridge over McIntyre River	55,000.00	A-6598
Palmerston, Town of	Floating Indebtedness	16,000.00	A-6626
Parry Sound, Town of	Local Improvement—(Petition) Gibson St., Pavement	1,397.46	A-6681
Petrolia, Town of	Waterworks Purposes	32,000.00	A-6749
Port Credit, Village of	(a) Local Improvements—Sewers, Cumberland Drive & Oakwood Ave.	8,000.00	A-6791
Port Arthur, City of	Shortage re Consolidating Loan Debentures	7,541.00	A-6805
Parry Sound, Town of	(a) Local Improvements—Pavement, Great North Road etc.	69,780.76	A-6809
Port Arthur, City of	(a & b) Local Improvement—Pavement, Ontario St. Sidewalk, East side Algoma St.	13,050.00	A-6818
	Tile Drainage Loan—By-law 85	9,500.00	A-6849-a
Pelee, Township of	Widening Algoma St. and construction of sidewalks	1,470.00	A-6849-b
Port Arthur, City of	Local Improvements—Pavements, James & Bay Sts. McMurray St.	1,000.00	A-6878
Parry Sound, Town of	Local Improvements—(Petition) Additional width of pavement on Algoma St. from Bay St. to John St.	18,300.00	A-6849-b
Port Arthur, City of	(a) Local Improvement—Sidewalks on both sides Algoma St. from Bay St. to John St.	13,736.00	A-6919
Port Arthur, City of	Site for Mental Hospital	2,500.00	A-6920
Port Arthur, City of	Private Drain connections	12,100.00	A-6944
Port Arthur, City of	Work ordered by Dominion Railway Board—Additional cost of "Sheep Ranch Subway"	6,200.00	A-6945
		25,000.00	A-6967
		7,500.00	A-7021
		1,250.00	A-7027

Pelee, Township of	Repair of "Big Marsh Drain	18,314.00	A-7057
Parry Sound, Town of	Local Improvement (Petition) River St., pavement	16,470.00	A-7074
Plympton, Township of	Repair of "Sherk" Drain	1,029.00	A-7078
Port Credit, Village of	Local Improvement—Toronto St., sidewalk	1,100.00	A-7079
Port Colborne, Town of	Housing Commission Loan	30,000.00	A-7185
Paris, Town of	Retaining Wall—South bank of Grand River—Local Improvement (Petition)	36,000.00	A-7192
Port Arthur, City of	Public School Purposes—Erection of "Cornwall" School	45,000.00	A-7214
Port Dalhousie, Village of	Housing Commission Loan	17,000.00	A-7246
Ridgetown, Town of	Waterworks Improvements	16,000.00	A-6684
Rockcliffe Park, Village of	Local Improvement—Watermain, Manor Ave.	1,694.00	A-6874
Rockcliffe Park, Village of	Local Improvement—Watermain, Lansdowne Rd. &c.	1,644.00	A-6936
Robillard, Township of	Public School Purposes—S.S. No. 3	300.00	A-7121
Sarnia, Township of	Watermains—Eroll Rd. extension	7,050.00	A-6178-a
Swansea, Village of	Hydro Electric System	65,000.00	A-6568
South Dorchester, Township of	Drainage Purposes—Repairs of "Camby-Charlotte" Award Drain	1,137.00	A-6586-a
South Dorchester, Township of	Drain to serve properties of W. F. Burks and others	458.00	A-6586-b
Scarborough, Township of	Storm Sewers etc.	14,000.00	A-6591
St. Catharines, City of	Sidewalk—Fitzgerald St.	123.00	A-6611
Sarnia, City of	Local Improvement (Petition) Curbs & Gutters, Alfred St. etc.	1,880.00	A-6699
Swansea, Village of	Opening and grading Riverside Drive—Local Improvement	1,343.19	A-6702
Swansea, Village of	Local Improvement—Petition—Watermain, Boyd Place	820.88	A-6702-a
Sandwich South, Township of	Repairs to "Colchester Town Line" Drain	3,514.00	A-6716
Swansea, Village of	Local Improvement (Petition) Opymus Ave.	18,971.51	A-6725
St. Catharines, City of	Local Improvement (Petition) Vale Ave. etc.	772.00	A-6787
Sudbury, City of	Floating Indebtedness	409,710.28	A-6834
Swansea, Village of	Local Improvement (Petition) and (Mandatory Order) Sanitary Sewer—Brule Terrace to Bloor St.	1,930.00	A-6838-a
Swansea, Village of	Local Improvement (Mandatory Order) Sanitary Sewer — Traymore Crescent	550.00	A-6838-b
Sarnia, Township of	Additions to Public School, S.S. No. 7	4,500.00	A-6850
St. Catharines, City of	Sidewalk & Curb, Jenkin St.—Local Improvement, (Petition)	382.20	A-6856
Swansea, Village of	Local Improvement (Petition) Storm Sewer House Connections, Brule Terrace	175.00	A-6861-a
Swansea, Village of	Local Improvement (Petition) Storm Stewer, Private Drain Connections, Bloor St.	210.00	A-6861-b
Swansea, Village of	Local Improvement (Petition) Sanitary Sewer, Bloor St.	6,000.00	A-6861-c
Swansea, Village of	Local Improvement (Mandatory Order) Storm Sewer, Traymore Crescent	325.00	A-6862-a
Swansea, Village of	Local Improvement (Mandatory Order) Storm Sewer, Brule Terrace	975.00	A-6862-b

APPLICATIONS TO THE BOARD UNDER SECTION 89 OF "THE ONTARIO MUNICIPAL BOARD ACT, 1932" AS ENACTED BY SECTION 4, CHAPTER 51, ONTARIO STATUTES, 1935—(APPROVAL OF UNDERTAKING OF CAPITAL EXPENDITURES)

(a) Also approved under Section 8 of "The Local Improvement Act" as re-enacted by Section 2 of "The Local Improvement Amendment Act, 1932".

(b) Also approved under Section 7 of "The Unemployment Relief Act, 1935".

Municipality	Purpose	Amount	Procedure File
Swansea, Village of	(a) Local Improvement—Storm Sewer Connections, Traymore Crescent	175.00	A-6863
Stratford, City of	Housing Commission Debt to Province of Ontario	70,000.00	A-6868
Salfleet, Township of	Public School Purposes, S.S. No. 11	22,000.00	A-6876
Sombra, Township of	Repairs to "Rivers Lapis" Drain	712.00	A-6905
Sombra, Township of	Tile Drainage	20,000.00	A-6909
Sarnia, Township of	Improvement of "Piccadilly" Drain	615.00	A-6914
Sarnia, Township of	Waterworks Extensions	1,075.00	A-6915
Scarborough, Township of	Filter and Alterations to Ejector Station	10,000.00	A-6916
Schreiber, Township of	Resurfacing of Roads	15,000.00	A-6921
Swansea, Village of	Local Improvement (Petition) Watermain, Ellis Park Rd.	2,910.00	A-6934
St. Marys, Town of	High School Purposes	10,000.00	A-6947
Sarnia, City of	Local Improvement (Petition) Curbs & Gutters, Euphemia St. etc.	1,951.08	A-6968
Sarnia, City of	Local Improvement (Petition) Sanitary Sewer, West Side Vindal St.	838.30	A-6969
Sarnia, Township of	Local Improvement (Petition) Watermain, Devine St.	4,509.00	A-6983
St. Catharines, City of	Local Improvement—Wiley St. Sewer	780.00	A-6990
Sandwich South, Township of	Repair &c. "Watson" Drain, By-law No. 796	1,858.22	A-7017-a
Sandwich South, Township of	Repair &c. "8th Concession & Talbot" Drain, By-law No. 797	1,070.00	A-7017-b
Swansea, Village of	Local Improvement (Petition) Sanitary Sewer, Valleymede Rd.	540.00	A-7035
Swansea, Village of	Local Improvements—Sidewalks, Larkin Ave. &c.	599.00	A-7050
Swansea, Village of	(a) Local Improvement—Watermain, Morningside Ave.	2,144.00	A-7051
Swansea, Village of	(a) Local Improvement—Pavement, Morningside Ave.	7,825.00	A-7052
South Dorchester, Township of	(a) Local Improvement—Pavement, Morningside Ave.	1,567.00	A-7055
Sombra, Township of	Repair of "Jolliffe" Drain	297.00	A-7066-a
Sombra, Township of	Repair of "Dibling" Drain	724.00	A-7066-b
Sombra, Township of	Repair of "Gray" Drain	1,362.50	A-7096
Stratford, City of	Local Improvement—Pavement of lane at rear of Downie St.	3,500.00	A-7126
Stirling, Village of	Waterworks Extension and Improvements	1,635.00	A-7151
Simcoe, Town of	Local Improvement—Sanitary Sewer, Bellevue Ave.	198.40	A-7161
Sombra, Township of	Repair of "Mallette" Drain		
Swansea, Village of	Local Improvement (Petition) Storm Sewer Connections, Brule Terrace and Brule Gardens	1,000.00	A-7179
Sarnia, Township of	Construction "Nicholson" Drain	435.00	A-7181
St. Catharines, City of	(a) Local Improvement—Curb and Pavement, Ontario St. etc.	3,998.00	A-7183
St. Catharines, City of	Civic Arena	40,000.00	A-7191

South Plantagenet, Twp. of St. Catharines, City of	Public School Purposes, S.S. No. 1 Local Improvement (Petition) Sidewalk, Wychwood and Vale Ave.	6,500.00	A-7225
St. Catharines, City of	(a) Local Improvement—Sidewalk and Curb, Junkin St.	265.51	A-7235
Stamford, Township of	Fire Protection Appliances	921.00	A-7234
Toronto, City of	Watermain, Rivercrest Rd., from Jane St. to West City limit—Municipal Building	10,000.00	A-7238
Timmins, Town of	(a) Local Improvements—Pavements, Price St. etc.	550.00	A-6535
Timmins, Town of	Local Improvements—Pavement and sewer, Lane 1st S. Dundas T.W. Indian Rd. to Indian Grove	90,000.00	A-6545
Toronto, City of	Technical and Vocational School	59,530.48	A-6546
Teck, Township of	Local Improvement (Petition) Pavement, Avenue Rd. from Hillholme Rd. to Chaplin Crescent	2,335.00	A-6555
Toronto, City of	Local Improvements—Curbings & Sidewalks, Bedford Pk. Ave.	70,000.00	A-6559
Toronto, City of	Local Improvement (Petition) Sewer, Kimbark Blvd. and Otter Crescent	35,345.00	A-6581
Toronto, City of	Local Improvement (Petition) Kimbark Blvd. and Otter Crescent, watermain	1,900.00	A-6587
Toronto, City of	Revenue Main	3,450.00	A-6624-a
Toronto, City of	Local Improvement (Initiative Plan) Sidewalks: 1. Avenue Rd. (west side) College View to Eglinton 2. Avenue Rd. (west side) Strathallen Blvd. to Glengrove Ave.	2,748.00	A-6624-b
Toronto, City of	Over-expenditure under By-law No. 463 Direct Relief 1935	110.00	A-6635
Timmins, Town of	Additional Cost of Technical and Vocational School	2,698.00	A-6643
Teck, Township of	(a) Local Improvement—Mowat Ave., pavement	1,885.00	A-6643
Toronto, City of	Local Improvement (Initiative Plan) Sidewalk, Applegrove Av.	16,295.55	A-6690
Toronto, City of	Local Improvement (Petition) Strathgowan Ave.	7,500.00	A-6559-a
Toronto, City of	Dam Reconstruction	9,523.00	A-6735
Tillsonburg, Town of	Cleveland St. Extension	16,741.00	A-6736
Toronto, City of	Sewer and Pavement—Lane first north of Oakcrest Ave.	10,229.00	A-6740
Toronto, City of	Watermain—Glengary Ave.	3,202.00	A-6751
Toronto, City of	Sidewalk, Adelaide St. E. etc.	45,000.00	A-6783
Toronto, City of	Heating System for School Buildings	42,360.00	A-6752
Toronto, City of	Drainage Purposes	2,688.00	A-6785
Theedford, Village of	Local Improvement (Initiative Plan) Glengrove Ave. pavement	150.00	A-6796
Tuckersmith, Township of	Local Improvement (Initiative Plan) Sidewalk, Glengrove Ave.	6,657.00	A-6797
Toronto, City of	School Building—Public School Section No. 12	2,500.00	A-6807
Toronto, City of	Repairs to "Adams" Drain	3,169.80	A-6814
Tay, Township of	Construction of Fire Hall	4,091.00	A-6866
Tuckersmith, Township of		356.00	A-6939
Teck, Township of		6,000.00	A-6965
		1,331.75	A-6988
		22,700.00	A-6072

APPLICATIONS TO THE BOARD UNDER SECTION 89 OF "THE ONTARIO MUNICIPAL BOARD ACT, 1932" AS ENACTED BY SECTION 4, CHAPTER 51, ONTARIO STATUTES, 1935—(APPROVAL OF UNDERTAKING OF CAPITAL EXPENDITURES)

(a) Also approved under Section 8 of "The Local Improvement Act" as re-enacted by Section 2 of "The Local Improvement Amendment Act, 1932".

(b) Also approved under Section 7 of "The Unemployment Relief Act, 1935".

Municipality	Purpose	Amount	Procedure File
Timmins, Town of	(a) Local Improvement—Opening of lane between Birch St. N. and Maple St. N.	2,225.00	A-7001
Timmins, Town of	Watermains and Sewers in new areas annexed (See A-7003-4)	20,000.00	A-7006
Teck, Township of	Local Improvements (Petition) Sidewalks	14,240.00	A-6073
Toronto, City of	Local Improvement (Petition) Sidewalk, Eglinton Ave. W.	1,376.00	A-7032
Toronto, City of	Local Improvement (Petition) Sidewalk, S. side Swanick Ave.	526.00	A-7034
Timmins, Town of	Additional Capital Expenditure, By-law No. 475	2,642.00	A-5996-d
Toronto, City of	County Suburban Roads—Balance 1935 and part 1936	67,000.00	A-7043
Toronto, City of	Direct Relief—Balance 1936 and Jan. 1 to Sept. 30, 1937. (Note) 1936 D. R. \$1,507,458.50 1937 D. R. 907,384.44		
Toronto, City of	Dis. on Deb. 23,164.98	2,438,000.00	A-7044
Toronto, City of	Local Improvement (Petition) Widening Highbourne Ave., pavement	3,019.00	A-7054-a
Toronto, City of	Local Improvement (Petition) Sidewalk, S. side Burgess Ave.	366.00	A-7054-b
Toronto, City of	Local Improvement (Petition) Sidewalk, Avenue Rd.	249.00	A-7113-a
Toronto, City of	Sewer, Oriole Crescent	1,728.00	A-7113-b
Toronto, City of	Watermain, Oriole Crescent	1,854.00	A-7113-c
Tecumseh Township of	Construction of "Baker" Drain	4,175.00	A-7129
Tilbury East, Township of	Construction of "Cox" Drain	330.00	A-7134-a
Tilbury East, Township of	Construction of "King and Whittle" Drain	1,062.00	A-7134-b
Toronto, City of	Pavement—lane 1st south of Queen St., approximately from Scarborough Beach Blvd. to Glen Manor Rd.	2,500.00	A-7159-a
Toronto, City of	Sewer—lane 1st south of Queen St., approximately from Scarborough Beach Blvd. to Glen Manor Rd.	1,030.00	A-7159-b
Toronto, City of	Local Improvement—Sewer, Palmerston Ave., east & west sides	48,265.00	A-7162
Toronto, City of	Watermain—Oriole Parkway, north of Kilbarry Rd.	90.00	A-7163
Tilbury East, Township of	Repair of "Malott & Malott Diversion" Drain	572.20	A-7164
Trenton, Town of	Floating Indebtedness	105,000.00	A-7169
Toronto, City of	Guarantee of Toronto Harbour Commission Debentures under City By-law No. 14740	800,000.00	A-7193
Timmins, Town of	Public School	95,000.00	A-7201
Timmins, Town of	Floating Indebtedness (Municipal Building)	110,000.00	A-7205
Toronto, City of	Local Improvement—Pavement, Montclair Ave.	1,929.00	A-7218-1
Toronto, City of	Local Improvement—Pavement, Chelsea Ave.	6,411.00	A-7218-2
Toronto, City of	Local Improvement, Curb, Chelsea Ave.	223.00	A-7218-3

Toronto, City of	Local Improvement, Sidewalk, Bloor St. W., (Dovercourt Rd. East)	455.00	A-7218-4
Wingham, Town of	Fire Fighting Equipment	3,500.00	A-6684
Westminster, Township of	Public School Purposes—Union School Section No. 5 (Townships, Westminster and London)	10,400.00	A-6639
Woodstock, City of	Public School Purposes	65,000.00	A-6648
Welland, City of	Public School Purposes	8,100.00	A-6653
Winchester, Township of	Repairs to "Henderson Creek" Drain	681.25	A-6665
Woodbridge, Village of	Additions and Improvements to School Building	7,000.00	A-6676
Woodstock, City of	Public School Purposes (additional)	10,000.00	A-6648
Wattford, Village of	Local Improvement (Petition) Watermain on Ontario St.	499.20	A-6712
Woodstock, City of	Local Improvement (Petition) Brighton St. and Water St.	856.00	A-6760
Westminster, Township of	Local Improvement (Petition) Sewer, High St. and James St.	4,175.00	A-6895
Winchester, Township of	Repairs to "Hamilton Creek" Drain	1,309.95	A-6912
Winchester, Township of	Repairs to West Branch of "Kittle Creek" Drain	693.00	A-6913
Whitney, Township of	Public School Purposes	19,000.00	A-6917
Waterloo, Town of	Local Improvement (Petition) Grading and Graveling Elizabeth St. and Esson St.	1,276.00	A-6943-a&b
Woodstock, City of	(a) Local Improvement—Sidewalk, Dundas St.	590.00	A-6992
Westminster, Township of	Local Improvement (Petition) Watermain on James St.	2,960.00	A-7005
Woodstock, City of	Local Improvement (Petition) Sidewalk, Teeple St.	232.00	A-7015
Winchester, Village of	Repairs to "Henderson Creek" Drain	1,333.52	A-7059
Wheatley, Village of	Drainage Purposes	807.00	A-7065
Westminster, Township of	Local Improvement (Petition) Watermain, Delaware Ave.	2,500.00	A-7070
Woodstock, City of	Housing Commission Indebtedness	19,317.98	A-7082
Westminster, Township of	Local Improvement (Petition) ("McLarty" Drain,) Delaware Ave., Storm Sewer	1,196.00	A-7137
Whitby, Town of	Housing Commission Debt	18,000.00	A-7196
Waterloo, County of	Freeport Sanitarium — Unemployment Relief Work	11,250.00	A-7195-b
York, Township of	Four Room Addition to F. H. Miller School	16,000.00	A-6846
Yarmouth, Township of	Drainage Work	471.05	A-7210
Yarmouth, Township of	Drainage Work ("Frank" Drain)	559.00	A-7227
Zone, Township of	Repair of East Branch of "Facey" Drain	595.00	A-6997
Zone, Township of	Repair of "Outhouse" Drain	524.30	A-7171

MISCELLANEOUS

ARBITRATIONS		Procedure File
Department of Highways & Alex. Legros	Part Lots 23 & 24 Tp. Ferris, District of Nipissing (adjoining "Dafoe Hospital for Dionne Quintuplets")	A-6540
Department of Highways & Philip Adams	Part Lots 23 and 24, Tp. Ferris, District of Nipissing (Adjoining "Dafoe Hospital for Dionne Quintuplets")	A-6541
East York, Tp. of and Town of Leaside	Apportionment of cost of maintenance of "East York-Leaside Viaduct"	A-6832

ASSESSMENT APPEALS

	Amount	Procedure File
Fort William Coal & Dock Co. Ltd. vs. City of Fort William	\$ 75,300.00	A-6522
Bowles Lunch Ltd. vs. City of Ottawa—Land & Buildings	118,875.00	A-6800
Famous Players Ltd. vs. City of Ottawa (withdrawn)	450,000.00	A-6801
Geo. F. Hodgins vs. City of Ottawa	50,225.00	A-6802
C. M. Edwards vs. City of Ottawa	44,950.00	A-6803
Rideau Realties, Ltd., vs. City of Ottawa (withdrawn)	154,050.00	A-6804
Prudential Insurance Co. of America vs. City of Toronto (King St. West)	37,598.00	A-7115
(Gerard St. West)	29,000.00	A-7116
Lavine, Annie vs. City of Toronto (land and buildings)	54,185.00	A-7132
Prudential Insurance Co. of America vs. City of Toronto (land and buildings)	13,185.00	A-7115-a
Fort William Coal & Dock Co. Ltd. vs. City of Fort William (land and buildings)	80,400.00	A-7224

BRIDGES—RELIEF FROM REBUILDING

(Section 469 (9) of "The Municipal Act" (Chapter 233, Revised Statutes of Ontario))		
Hamilton, Township of	Bridge on road in front of Concession 11 and opposite Lots 22 and 23	A-6617
Osgoode, Township of	Bridge over north branch of Castor River on Lot 23, Concession XI	A-7217

DETACHMENT OF FARM LANDS FROM TOWN OR VILLAGE

(Section 21 of "The Municipal Act" Chapter 233, Revised Statutes of Ontario, 1927)		
Port Elgin, Village of	Application by James M. Park (sole owner) and annexation of same to Township of Saugeen	A-6538

DEFAULTING MUNICIPALITIES — Compromise re Tax Arrears

(Section 113 (2) of "The Ontario Municipal Board Act" enacted by Section 20, chapter 39, Ontario Statutes, 1934)		
Windsor, City of		A-6222

EXTENSION OF DEBENTURE ISSUE PERIOD

(Section 296 (11) (12) of "The Municipal Act", Chapter 233, Revised Statutes of Ontario, 1927)

Municipality	By-law No.	Purpose	Amount	Procedure File
Swansea, Village of	487 amended by 645	Storm Sewers	76,503.02	A-6533-a
Sarnia, City of		Ontario St. Curb & Gutter	3,190.00	A-7184-a

EXTENSION OF TIME TO PASS BY-LAWS

(Section 288 (5) of "The Municipal Act", Chapter 233, Revised Statutes of Ontario, 1927)

Municipality	By-law No.	Purpose	Amount	Procedure File
Swansea, Village of	633	Hydro-Electric System	65,000.00	A-6568-a
Swansea, Village of	635	For taking over present system of Tp. York and City of Toronto		A-6568-a

FLOATING INDEBTEDNESS—Authority of Municipality to Issue Debentures to Pay

(Section 78(d) (Part V) of "The Ontario Municipal Board Act, 1932"

Municipality	By-law No.	Amount	Procedure File
Oakville, Town of		46,000.00	A-6658
Brantford, City of		135,000.00	A-6685
Palmerston, Town of		1,397.46	A-6681
Amherst Island, Township of		10,000.00	A-6724
Sudbury, City of		409,710.28	A-6834
Stratford, City of		70,000.00	A-6868
Calvert, Township of	313	47,000.00	A-7009
Guelph, City of		55,500.00	A-6822
Barrie, Town of	1397	50,000.00	A-7081
London, City of		81,844.97	A-7022
Woodstock, City of	2368	19,317.98	A-7082
Brampton, Town of		17,200.00	A-6993-a
Brantford, Town of	2639	100,000.00	A-7118
Caledon, Township of		3,010.33	A-6972
North York, Township of		500,000.00	A-7144
Niagara Falls, City of	2573	500,000.00	A-7148
Etobicoke, Township of	6045	400,000.00	A-7165
Trenton, Town of	1850	105,000.00	A-7169
Port Colborne, Town of		30,000.00	A-7185
Whitby, Town of		18,000.00	A-7196
Timmins, Town of	549	3,490.55	A-6690-a
Ottawa, City of		180,000.00	A-7204
Timmins, Town of		110,000.00	A-7205
Ingersoll, Town of		4,200.00	A-7230

FIRE HALLS, FIRE ENGINES, ETC.

("The Municipal Amendment Act, 1931" (Chapter 50) Section 27)

Forest Hill, Village of	Fire fighting & protection equipment	20,000.00	A-6623-a
Forest Hill, Village of	Purchase of land & erection of Fire Hall	20,000.00	A-6623-b
Ottawa, City of	Purchase of land & erection of Fire Hall (Rideau Ward)	20,000.00	A-6958

"THE (MUNICIPAL) FRANCHISES ACT"

(Section 4, Chapter 240, R.S.O., 1927) (Also Sec. 8 (3) and Section 6 (c) as enacted by Sec. 2, Chap. 391 O.S. 1933)

		Procedure File
Otter River Pipe Line Corp. Ltd.—(To be Incorporated) — Petitioners, Hon. A. B. Copp et al	Application for certificate of Public Convenience and Necessity re supply of gas to inhabitants of Town of Tillson- burg and Tp. Middleton	A-6539
do	Approval Franchise By-laws, 1025, Town of Tillsonburg and 491, Tp. of Middleton	A-6539-a-b

HIGHWAYS, DEPARTMENT OF (ONTARIO) — CLAIMS AGAINST

(Applications under Section 77 (a) of "The Highway Improvement Act")

Claimant	Property	Procedure File
Salmon, Willis	Part Lot 31, Concession I, Tp. Williams- burg (now Village of Morrisburg—0.315 Acres	A-6637
Becksted, Morris	Part Lots 10 and 51, Church and Victoria Sts. &c. Village of Morrisburg—0.83 acres	A-6638
Miernickie, Mr. and Mrs. Frank	Part Lots 31 and 32, Con. 1, Tp. Sand- wich W.—1 3-4 acres	A-6669
McPhee, Simeon	Part W. ½ Lot 15, Con. XII, Tp. Medonte, County of Simcoe	A-6706
Moon, Walter	Part Lots 12 and 13, Con. XIII, Tp. Med- onte, County of Simcoe	A-6707
Carpenter, Helen Stewart	South Side Hamilton-Niagara Highway, Tp. Saltfleet	A-6714
Orton, Thos. Albert	Part Lots 14 and 15, Con. XII, Tp. Med- onte, County of Simcoe	A-6727
Rogers, Reta	Part Lot 240 (Reg. Plan 12444) Tp. Thor- old, County of Welland	A-7002
Sheridan, Loretta M. M.	Part Lot 31, Con. III, Tp. Trafalgar, County of Halton	A-7186
Dow, Alfred J.	Lot 6, Con. 1, Tp. North Grimsby, County Lincoln	A-7222

HIGHWAYS, COUNTY—ABANDONMENT OF PART OF

(Sec. 457 of "The Municipal Act," Chapter 233 R.S.O. 1927)

Municipality	By-law	Location	Procedure File
Welland, County of	1456	Part County Highway No. 15, Tp. Wainfleet (Road allowance between Tp. Lots 39 and 40, Con. VII.....	A-7028

HIGHWAYS—DEFERRED WIDENING OF

(Sec. 343 of "The Municipal Act" Chapter 233, R.S.O. 1927)

Ottawa, City of	Application for further extension of time to widen Gladstone Ave. from Elgin St. to Bank St. under By-law No. 7036	A-6636
Forest Hill, Village of	By-law No. 578—(Deferred widening of Vesta Drive from Eglinton Ave. to Bathurst St.—Appointment of arbitrators	A-7240-& a

HIGHWAYS—NARROW

(Section 490 (2) of "The Municipal Act")

Municipality	By-law No.	Purpose	Procedure File
Niagara Falls, City of	2526	Extension Third Ave.—(40')	A-6790
Westminster, Tp. of	1097	Opening St. in Police Village Byron	A-7099

INCREASED BORROWINGS BY MUNICIPALITIES

(Section 334 of "The Municipal Act" as re-enacted by Section 10, Chapter 37, Ontario Statutes, 1933)

Municipality	Amount	Procedure File
Kenora, Town of	90%	A-6817
Lennox and Addington, County of	100%	A-6833
Wellington, County of	100%	A-6839
Lincoln, County of	426,000.00	A-6923
Belleville, City of	100%	A-6973
Euphrasia, Township of	2,000.00	A-7023
Esquising, Township of	85%	A-7031
Teck, Township of	95%	A-7085
Cobalt, Town of	12,000.00	A-7094
Halton, County of	100%	A-7097
Victoria Harbour, Village of	2,210.07	A-7128
Lanark, County of	100%	A-7147
Tweed, Village of	90%	A-7157
St. Marys, Town of	25,000.00	A-7174
Sioux Lookout, Town of	7,000.00	A-7175
Whitby, Town of	7,700.00	A-7196-a

INCORPORATIONS

(Section 18 of "The Municipal Act," Chapter 233, R.S.O. 1927)

Geraldton, Town of	District of Thunder Bay	A-6524
Larder Lake, Town of	District of Temiskaming	A-7237

CHANGE IN RATE OF INTEREST ON DEBENTURES
(Approval of under Section 300 of "The Municipal Act")

INTEREST DECREASE

Municipality	Debenture By-law No.	Purpose	Amending By-law	Rate	Amount	Procedure File
Swansea, Village of	487	Storm Sewers	645	6% to 4½%	76,503.02	A-6533
Forest Hill, Village of	1095 and 1103	Fire Protection	1110	4% to 3½%	40,000.00	A-6623-c
Timmins, Town of	475	Local Improvements	522	5½% to 4½%	10,142.00	A-5996-d
Timmins, Town of	475	Public School	517	5½% to 4½%	75,000.00	A-6104-a
Timmins, Town of	480	Watermain	520	5½% to 4½%	12,000.00	A-5996-a
Timmins, Town of	481	Waterworks Extensions	521	5½% to 4½%	15,000.00	A-5996-b
Timmins, Town of	476	Local Improve- ments — Side- walks	523	5½% to 4½%	15,000.00	A-5996-e
Timmins, Town of	482	Sewers	519	5½% to 4½%	25,000.00	A-6388-b

LOCAL IMPROVEMENTS

Approval of Undertaking of, under Section 8 of "The Local Improvement Act" as re-enacted by Section 2 of "The Local Improvement Amendment Act, 1932."

Municipality	Date of Notice of Intention	Works	Procedure File
Brantford, City of	Nov. 7th, 1936	Sewer-Harriet St.	A-6530
Peterborough, City of	Apr. 8th, 1937	Sidewalks—O'Carroll Ave. &c.	A-6670
Niagara Falls, City of	July 14th, 1937	Oil McAdam pavements on 6th Ave. &c.	A-6823
Peterborough, City of	Aug. 25th, 1937	Sidewalk on portion Murray St	A-6979-a
Peterborough, City of	Aug. 25th, 1937	Sewer on portion Parkhill Rd.	A-6979-a

LEGISLATION (SPECIAL)

Municipality		Procedure File
York, Township of	Date for coming into effect of Fire Area Amalgamation By-law 11469	A-5809-a
York, Township of	Approval By-law 11625, amending 11169 increasing salary of Reeve to \$2,500	A-6673
Hamilton, City of	Approval of passing By-laws to confirm building By-law No. 4797 and health and sanitation By-law 4798 and amendments thereto	A-6698
York, Township of	Approval Restricted Area and Building By-law 11154—Heathdale Rd.	A-6701
York, Township of	Approval Building Restriction By-law 11648, west side Bathurst St., between Eglington Ave. and north limit Plan M. 511	A-6766
East York, Township of	Approval Agreement with City of Toronto re filling of Ravine lands at Moore Ave.	A-6780
East York, Township of and Town of Leaside	Apportionment of cost of maintenance of "East York-Leaside Viaduct" and to have same declared a County Bridge	A-6832
Etobicoke, Township of	Approval By-law 5090 — Setting aside "Sewer Area No. 5"	A-6875

LANES—OPENING AND PAVINGS ETC. OF

(Approval of Municipal By-laws for, under Section 27a Subsection (3) of "The Local Improvement Act" as enacted by section 2, Chapter 26, Ontario Statutes, 1933)

Municipality	By-law No.	Location	Procedure File
Toronto, City of	14692	Paving lane first south of Dundas St..	A-6555-a
Timmins, Town of		Opening of lane between Birch St. N. and Maple St. N.	A-7001
Toronto, City of	14801	Opening of lane first north of Oakcrest Ave., east of Morton Rd.	A-6795-1a
Toronto, City of	14836	Opening of lane easterly from east limit of Pine Crescent	A-5579-8a
Forest Hill, Village of		Opening of lane rear of Eglinton Ave. from Bathurst St. to Hilltop Rd.	A-7182-a&b and A-7182-a-1

LOCAL IMPROVEMENTS—PART ONLY OF WORK

(Section 18 of "The Local Improvement Act", Chap. 235, R.S.O. 1927)

Municipality	Amending By-law No.	Original By-law No.	Procedure File
Sarnia, City of		2069	A-7184

LOCAL IMPROVEMENTS—APPORTIONMENT OF COST OF

(Section 26 (3) of "The Local Improvement Act," Chap. 235 R.S.O. 1927)

Municipality	By-law No.	Purpose	Procedure File
Port Arthur, City of	2123		
	amended by 2125	Pavements on May and other streets	A-6598-a
Ottawa, City of		Pavements on Gladstone Ave. etc.	A-6563
Port Arthur, City of		Widening Algoma St. pavement	A-6944-a
Ottawa, City of		Pavement on Holland Ave.	A-6932-a
Fort William, City of		Pavement on Arthur St.	A-6738-a

PARKS—SETTING ASIDE PART OF FOR ATHLETIC PURPOSES

(Section 12 of "The Public Parks Act," Chapter 248, R.S.O. 1927)

Municipality	Property Affected	Procedure File
Woodstock, City of	City Park—"Southside")	A-6798
Hamilton, City of	Dundurn Castle and Museum	A-7135

POWER COMMISSION AND PUBLIC UTILITIES

(Chapter 57, R.S.O. 1927, as enacted by Chapter 13, Section 3, Ontario Statutes, 1931)

	Procedure File
The Bell Telephone Company of Canada Limited—Sale to Hamilton Hydro Electric System of 2 poles in lane north of King St., City of Hamilton	A-6647
The Huron & Kinloss Telephone Co., Ltd.—Sale of certain plan and equipment to Bell Telephone Company	A-6746
G. N. W. Telegraph Co. of Canada and Southampton Hydro Electric Commission—Reciproval use of poles at Southampton	A-7010
Public Utilities Commission of Arthur—Sale to Bell Telephone Company of Canada, Ltd. of 3 poles on Charles St., north of Catherine St.	A-7213

REPEAL OF MONEY BY-LAWS AS TO RESIDUE NOT RAISED

(Section 301 (2) of "The Municipal Act")

Municipality	Original By-law	Purpose	Debentures Authorized	New By-law	Residue not Required	Procedure File
Tecumser, Tp. of	752	Drainage	4,175.00	755	802.50	A-7129-a

RESTRICTED AREAS—ESTABLISHMENT OF

(Section 398 of "The Municipal Act")

Municipality	By-law No.	Area Restricted	Procedure File
Sarnia, City of	2169	Area described in By-law—Penrose St. &c.	A-6732
York, Township of	11648	See "Legislation Special"	A-6766
Toronto, City of	14780	District north of Eglinton Ave. West, East and West of Avenue Rd.	A-6772
Port Arthur, City of	2209	Algoma St. from Bay St. to John St.	A-6808
York, Township of	11657	"Cedarvale" Area (Part Lots 26, 27 and 28, Con. III)	A-6810
Niagara, Town of	1065	Niagara Blvd. (Mississauga Beach)	A-7047
Toronto, City of	14821	Balmoral Ave. from Avenue Rd. to Pop- lar Plains Rd.	A-7069
Forest Hill, Village of	1127	Part Sagamo St.	A-7087
Forest Hill, Village of	1128	Part Hopewell Ave.	A-7088
Forest Hill, Village of	1129	Part St. Clements Ave.	A-7089
York, Township of	11687	"Cedarvale" Area (Part Lots 26 and 27, Con. III)	A-7110
York, Township of	11688	"Cedarvale" Area (Part Lots 27 and 28, Con. III)	A-7111
Chatham, City of	2573	Area south of C. N. Ry. tracks	A-7127
Ottawa, City of	8498	Area described in By-law	A-7228
Ottawa, City of	8499	Area described in By-law	A-7229

REPEAL OR AMENDMENT OF RESTRICTED AREAS

(Section 398 (2b) of "The Municipal Act")

Municipality	Amending By-law	Original By-law	Area Affected	Procedure File
Toronto, City of	14660	11356 & 12621	No. 272 Poplar Plains Rd.	A-6520
Smiths Falls, Town of	2149	1522	Part Lots 38 and 39 West Side Beckwith St.	A-6521
Ottawa, City of	8346	5997	Area bounded by Irving Ave., Young St., Bayswater Ave. and Beach Ave.	A-6558
Toronto, City of	14685	11952	612 Huron St.	A-6565
Forest Hill, Village of	1085	285	Part Block "A" and northerly 18' of Lot 10, Plan 2639	A-6577
Toronto, City of	14600	9712	159 Dowling Ave.	A-6592
Toronto, City of	14687	8867	Northwest corner Bernard Ave. and Avenue Rd.	A-6605
Forest Hill, Village of	1089	285	East side Dunloe Rd. from Haw- arden Cres., northerly to north limit Lot 55, Plan 824	A-6607
Toronto, City of	14665	12958	Lots 1, 2 and 3, Plan M., 544 — Otter Crescent	A-6629
Ottawa, City of	8368	6237	Northerly half Lot 5, Fulton Ave. (Capital Ward)	A-6656
Toronto, City of	14743	12604	South west corner of Avenue Rd. and Chaplin Crescent	A-6657
Toronto, City of	14737	12950	Northeast corner of Courtleigh Blvde. and Mona St.	A-6672
Ottawa, City of	8376	8104 & 8111	Part "Elmdale" Ward	A-6703
Toronto, City of	14746	12958	"Havergal" College Grounds	A-6705

REPEAL OR AMENDMENT OF RESTRICTED AREAS

Municipality	Amending By-law No.	Original By-law No.	Areas Affected	Procedure File
Toronto, City of	14752	6061 & 11962	No. 137 Madison Ave.	A-6721
Toronto, City of	14759	9533	No. 33 St. Andrews Gardens	A-6737
Ottawa, City of	8415	6181	Lot 11, north side Belmont Ave.	A-6763
Toronto, City of	14778	11986	327 Palmerston Ave.	A-6771
Toronto, City of	14793	12958	Northeast corner Briarhill Ave. and Mona St.	A-6773
Windsor, City of	111	3880	Donegall Ave. between Shepherd and Hanna Ave.	A-6782
Toronto, City of	14792	14687 (8867)	Northwest Corner Bernard Ave. and Avenue Rd.	A-6605-a
Toronto, City of	14788	10613	No. 53 Clifton Rd.	A-6788
East York, Twp. of	2772	1243	Part Lot F. Deposit 420, Lot 15, Con. II	A-6860
Mimico, Town of	958	880	Part Lots L. & M., southeast side Lakeshore Rd.	A-6906
East York, Twp. of	2781	1243	Woodbine Ave., south of O'Connor Drive, &c.	A-6998
Toronto, City of	14777	11986	340 Palmerston Ave.	A-7080
Forest Hill, Village of	1134	932	amending 358—Whitmore Ave—Frontage requirements	A-7090
Kitchener, City of	2587	1823-4 & 5	—Lots 28, 29 and 30, Plan 263—Added to "Heavy Industrial Districts" Sec. 2	A-7093
Toronto, City of	14839	12621	Property adjacent to corner Avenue Rd. and St. Clair Ave. W. (erection advertising sign)	A-7120
Forest Hill, Village of	1155	1047	Southeast corner Bathurst St. & Elderwood Drive	A-7133
Toronto, City of	14806	14780	Certain properties in Avenue Rd. district, north Eglinton Ave. W.	A-7149
Toronto, City of	14850	10613	No. 58 Glenrose Ave. (into 2-family house)	A-7187
Kitchener, City of	2591	1823-4-5	Block bounded by Wilmot, Strange, Herlan & Walnut Sts.	A-7202
Toronto, City of	14725	13148	Lots 11 and 12, Plan 952, Christie St. (south of St. Clair Ave. W.)	A-7236
Forest Hill, Village of	1161	112	Lot 66, Range 1, Plan 734, erection of garage	A-7239

APPOINTMENT OF REFEREE TO VALUE AND DETERMINE ALL RIGHTS AND CLAIMS OF SEVERAL SCHOOL SECTIONS OF A TOWNSHIP UNITED IN ONE AREA

(Section 15 (a) of "The Public Schools Act")

Municipality	Procedure File
Dysart, United Townships of	A-6753
Medora & Wood, Townships of	A-6952

SINKING FUNDS

(Approval of Investment of, under Section 317 of "The Municipal Act")

Municipality	Sinking Fund Investment By-law	Debenture By-law	Purpose	Amount	Procedure File
Belleville, City of		2310	Local Improvements	50,000.00	A-6566
Waterloo, Town of			Local Improvements	2,444.43	A-6589
Stratford, City of				50,000.00	A-7209
Richmond Hill, Village of		290		4,427.65	A-7231

TAX RATE

(Section 306 (2) of "The Municipal Act")

Municipality	By-law No.	Purpose	Amount	Procedure File
Morrisburg, Village of	620-A	Sewer (Local Improvement) High St. &c.	1,937.34	A-6567-a
Grimsby, Town of		Settlement P. Mohan Claim	10,802.10	A-6661-a
Kingston, City of	8(1937)	Direct Relief, 1936	40,000.00	A-5942-a
Brantford, City of	2602	Floating Indebtedness	135,000.00	A-6685
Brantford, City of		Additional cost of Market St. Subway	25,289.15	A-6750
Forest Hill, Village of		Local Improvements — Group of works	83,095.22	A-6756
Cornwall, Township of		Local Improvement— Alice St. &c.	30,335.64	A-6777
Forest Hill, Village of		Local Improvement (Sec. 8) Pavement, Duncannon Ave.	6,300.00	A-6779
Beamsville, Village of		High School	5,000.00	A-6883
Cobourg, Town of		Watermain Construction	6,648.78	A-6731-b
Bolton, Village of		Additional cost of waterworks	4,300.00	A-6942-a
Timmins, Town of		Local Improvements	2,642.00	A-5996-d
Timmins, Town of		Public School	95,000.00	A-6104-b
Timmins, Town of		Sewers	25,000.00	A-6388-b
Timmins, Town of		Watermain	12,000.00	A-5996-a
Timmins, Town of		Waterworks Extension	15,000.00	A-5996-b
Timmins, Town of		Local Improvements--sidewalks	15,000.00	A-5996-c
Timmins, Town of		Municipal Building	90,000.00	A-6545
Timmins, Town of		Local Improvements	59,530.48	A-6546
Teck, Township of		Local Improvements--sidewalks	14,240.00	A-6073
Timmins, Town of		Local Improvements--sidewalks	3,490.55	A-6690-a
Timmins, Town of		Direct Relief, 1935	12,805.00	A-6690-b
Brantford, City of		Local Improvements	2,214.50	A-6949-a
Parry Sound, Town of		Local Improvements	16,470.00	A-7074
Simcoe, Town of		Local Improvements—sewers	1,635.00	A-7151-a
Brantford, City of		Direct Relief, 1937	80,000.00	A-7211
Brantford, City of		Maturing Instalments, debentures	50,000.00	A-7212
Cornwall, Township of		Local Improvements (on petition)	5,175.00	A-7232

"THE UNEMPLOYMENT RELIEF ACT, 1935"

APPROVAL OF BY-LAWS FOR DIRECT RELIEF PROGRAMMES

Municipality		Amount	Procedure File
Oshawa, City of	Direct Relief Programme, 1937	70,000.00	A-6582
Toronto, City of	Direct Relief Programme, 1936	1,507,458.50	A-7044
	June 1st, Sept. 30, 1937	907,384.44	
	Discount on Debentures	23,164.98	
Guelph, City of	Direct Relief Programme, 1937	20,000.00	A-7103
Brockville, Town of	Direct Relief Programme, 1937	8,000.00	A-7150
Brantford, City of	Direct Relief Programme, 1937	80,000.00	A-7211

(POLICE) VILLAGES—FORMATION OF

(Sections 514 (3) and 517 of "The Municipal Act")

Emo (Settlement in Township of Lash) into Police Village of Emo	A-6660
	See A-3218
Noelville (Settlement in Townships of Maitland and United Townships of Cosby and Mason)	A-6786

“THE CITY OF WINDSOR AMALGAMATION ACT”

Windsor, City of Levy for arrears of taxes—as Local Improvements A-6222

WARDS—DIVISION OF CITIES ETC. INTO

(Section 44 of “The Municipal Act”, Chapter 233, R.S.O. 1927)

North Bay, City of From 5 to 3 Wards A-7223

WEIGH SCALES AND WEIGHING OF COAL & C.

(Section 400, Subsection (11) of “The Municipal Act”)

Municipality		Procedure File
Long Branch, Village of	By-law No. 99	A-6590
Smiths Falls, Town of	By-law No. 2155	A-6642
Keewatin, Town of	By-law No. 477	A-7136

WORKS ORDERED BY THE BOARD OF RAILWAY COMMISSIONERS FOR CANADA AND THE ONTARIO MUNICIPAL BOARD

(Section 297 (2) (f) of “The Municipal Act” as enacted by Section 18, Chapter 50, Ontario Statutes, 1931)

Municipality	Purpose	Procedure File
Hamilton, City of	\$68,000.00 for works incidental to construction of new C.N.R. Station and bridge approaches	A-6548
Hamilton, City of	\$610,000.00 for new high level bridge over the Desjardins Canal	A-6549
Hamilton, City of	\$1,139,000.00 for Toronto-Hamilton & Buffalo Ry. grade separation construction	A-6552
Brantford, City of	Completion of Market St. Subway, \$25,-289.15	A-6750
Ottawa, City of	Reconstruction of subway at intersection of Nicholas St., Mann Ave., Echo Drive and Greenfield Ave.	A-7000

LIST OF APPLICATIONS RESPECTING PROVINCIAL RAILWAYS DURING 1937

	Procedure File	Plan
Canadian National Railways—Erection of proposed portable station at Ottermere, Manitoba District Port Arthur Division—Minaki subdivision	A-6641	
Canadian National Railways—Erection of proposed portable station at Richan on Station Grounds, Lot 3, Con. 11, Rowell Township	A-6641-a	
Fort William, City of—Approval re-location of tracks of Street Railway, incidental to construction of James St. subway and for laying of temporary track during such construction	A-6527	
Fort William, City of—Approval plan of location of tracks (reconstruction) in James St. Subway	A-7219	
Toronto, City of—Approval plans and specifications for Dundas St. West Bridge, (1st section)	A-6603	649

PLANS OF LAND SUBDIVISIONS

Approved by the Board under "The Planning and Development Act," "The Land Titles Act," and "The Registry Act"

Owner	Description	Procedure File
Bullock, Cephas	See "Young, Katharine"	
Brookfield, J. R. et al	Part Lots 3 and 4, Block 59, Town of Simcoe, County of Norfolk	A-6686
Bowlker, Katharine, Estate of	Part Lots 21, 22 and 23, Con. 1, north of the River, Tp. Neebing, District of Thunder Bay	A-6995
Bundy, Harvey H., Executor of Katharine Bowlker Estate	do.	do.
Belvedere Realth Corporation, Ltd.	Part Lot 3, Junction Gore, Tp. Gloucester now in City of Ottawa	A-7048
Bruin, F. G.	Lots 28 and 29, Con. VIII (East of Bury Rd.) Tp. Eastnor, County of Bruce	A-7173
Carlin, David	Lot 4, Reg. Plan M. 29-T, being composed of Lot 1, Con. III, Tp. Mountjoy, Dist. Cochrane	A-6708
Carroll, E. P. & W. M.	Lot "E" north of Oxford St., Town of Tillsonburg, (Part Plans 60 and 160A) (also section 80 of Registry Act)	A-6806
Chesterville Larder Lake Gold Mining Co. Ltd.	Surface rights only of parts Mining Claims H.F. 405 and 406, Tp. McGarry, District of Temiskaming (The Land Titles Act)	A-6975
Dundas, Town of	Approval of plan showing northeast boundary	A-6812
Drew, Geo. S.	Part northeast ¼ of south ½ Lot 12, Con. III, Tp. Tisdale, District of Cochrane	A-6885
Filman, Geo. D.	"Hidden Valley" Subdivision, being parts Lots 8 and 9, Con. 1, Tp. East Flamboro, County of Wentworth	A-6575
Feldman, Frank	Part Lot 2, Con. II, Township Mountjoy, District of Cochrane ("The Planning & Development and 'The Land Titles Act'")	A-6709
Feldman, Frank	Part Lot 2, Con. II, Township Mountjoy, District of Cochrane (The Planning and Development Act and The Land Titles Act) (2nd parcel)	A-7014
Guaranty Trust Co. of Canada (for RONALDA WIGLE)	Part Lot 5, Con. 1, Township of Gosfield South, County of Essex	A-6599
Geraldton Realty Co. Ltd.	Surface right only of Mining claims T.B. 10865-6-7-8, Townships Errington and Ashmore, District Thunder Bay ("Geraldton Townsite Extension")	A-6646
Holland, B. H.	Part Lots 13 and 14, Front Concession, Township Sarnia, Co. Lambton	A-6720
Huot, Joseph	South ½ Lot 1, Con. III, Tp. Tisdale, District of Cochrane	A-6971
Hoover, A. E.	Part Tp. Lot No. 1, Town of Preston, County of Waterloo ("The Planning and Development Act" and "The Registry Act")	A-7158
Jarvis, E.	Part northeast part of north part of Lot 8, Con. III, Tp. Whitney, Dist. Cochrane ("The Planning and Development and Land Titles Acts")	A-6848
Massey, Sarah Olivia	Part Lots 85 and 86, Registered Plan No. 1, Village of Port Carling, District of Muskoka	A-6792
Murphy, J. W.	Part Lot. Front Con., Tp. Sarnia, County of Lambton	A-6954
Murphy, J. W.	Part Lots 20 and 21, Front Con., Tp. Plympton, County of Lambton	A-6955

PLANS OF LAND SUB-DIVISION (Continued)

Owner	Description	Procedure File
Moyneur, J. B.	Surface rights only of part lands lying to west of and adjoining Mining Claim No. M.R. 6252, Tp. Cairo, District of Temiskaming	A-7178
McCausland, Thos., Estate of	See "Toronto General Trusts Corporation"	
Niagara Land & Fruit Co. Ltd.	Parts Blocks 6, 7 and 9, Reg. Plan 85, Tp. Niagara, County of Lincoln (Section 80 of "The Registry Act")	A-6544
Ottawa, City of	Blocks 1, 3, 5, 6, part 7, 10, 13, 13A, 14, 15, 16, 17, 17A, 18, 19 and 20, and of a Public Park and certain streets closed by By-law No. 8426 (part Elmdale Ward) in said City	A-6869
Phelps, M. S.	Part Lot 1, Reg. Plan No. 43, Town of Merriton and being also Part Lot 13, Con. VIII, Tp. Grantham, County of Lincoln	A-6547
Stratton, R.	"Golden Arms Subdivision" — Surface rights only of south part Mining claim K.R.L. 10161, Tp. Todd, District of Kenora — Patricia Portion — Ontario ("The Land Titles Act")	A-6569
Thibeault, Joseph	Lots 14 and 15, Reg. Plan M-29, Temiskaming	A-6674
Trew, Wm. John	Part Lot 23, Con. V., Tp. Tiny, County of Simcoe	A-6781
Trustees of St. Thomas Church, St. Catharines	Lots 1-5, Block 4, Nursery Plot 61 and Part Lot 16, Con. V., Tp. Grantham, City of St. Catharines	A-6904
Toronto General Trusts Corp'n (Trustees of Thos. McCausland Estate)	Lots 30 to 37 (inclusive) and part Lot 29, Reg. Plan 205 (York) Tp. North York, County of York	A-7046
Wigle, Ronald Wheeler, Wm. A.	See Guaranty Trust Co. of Canada Part Lot 3, Con. XV, Tp. Sunniedale, County of Simcoe	A-6813
Weir, J. E.	Part Lot 12, Reg. Plan M. 29, Temiskaming, Tp. Mountjoy, District of Cochrane ("The Planning and Development Act" and "The Land Titles Act")	A-6821
Wall, Peter, et al	Block 3, Road extension through part of Block 2, and Road extension through that part of Military Reserve, known as the Butler Farm, lying southeast of Block No. 3, Township Niagara, County of Lincoln	A-7011
Wheeler, Wm. A. & D. M. Hughes	Part Lots 3 and 4, Con. XV, Tp. Sunniedale, County of Simcoe, "Oxbow Park"	A-7106
Wheeler & Hughes	Parts Lots 6 and 7, Con. XVI, (including part of sideroad), Township of Sunniedale, County of Simcoe	A-7107
Wellington, Isobell Maude	Part west 1/2 Lot 6, Broken Front Con., Tp. Plympton, County of Lambton	A-7215
Young, Katharine, et al	Part Lots 42 and 43, Con. XIII, adjoining Reg. Plan 52, Tp. Smith, County of Peterboro	A-6570

LIST OF APPLICATIONS TO THE BOARD UNDER "THE TELEPHONE ACT"		Procedure File
Aylmer & Malahide Tel. Co. Ltd.	Approval By-law No. 32, increasing number of Directors from 7 to 8	A-6562
Ayr Rural Telephone Co. Ltd.	Approval investment, \$500.00 in interest bearing securities	A-7130
Arthur, Public Utilities Commission of	Approval sale to Bell Telephone Co. of Canada of 3 poles on Clarence St., Village of Arthur	A-7213
Bruce Municipal Telephone System	Approval purchase certain plant and equipment from Bell Telephone Co. of Canada	A-6532
Bell Telephone Co. of Canada, Ltd.	Approval purchase from the Bruce Municipal Telephone System of certain Telephone plant and equipment	A-6532
Brooke Municipal Telephone System	Approval purchase by Municipality of Tp. of Brooke of certain telephone plant and equipment from the Bell Telephone Co. of Canada, Ltd.	A-6536
Bell Telephone Company of Canada, Ltd.	Approval purchase from, by Municipality of Tp. of Brooke of certain telephone plant and equipment	A-6536
Bruce Municipal Telephone System	Approval date for holding annual meeting	A-6557
Bell Telephone Company of Canada, Ltd.	Approval of sale of certain plant & equipment to North Monck Municipal Telephone System	A-6560
Bell Telephone Company of Canada, Ltd.	Approval of sale of certain telephone plant and equipment to Mersea Municipal Telephone System	A-6561
Bell Telephone Company of Canada, Ltd.	Approval sale of certain telephone plant and equipment to the Erin Municipal Telephone System	A-6564
Bell Telephone Company of Canada, Ltd.	Approval sale of certain telephone plant and equipment to the Township of Tay	A-6573
Bell Telephone Company of Canada, Ltd.	Approval sale of certain telephone plant and equipment to Municipality of Watt	A-6576
Bell Telephone Company of Canada, Ltd.	Approval sale of certain telephone plant and equipment to Municipality of Wilmot	A-6604
Bell Telephone Company of Canada, Ltd.	Approval of sale of certain telephone plant and equipment to Township of Waterloo	A-6606
Bell Telephone Company of Canada, Ltd.	Approval sale to Tp. Dawn of certain telephone plant and equipment in road between Townships of Dawn and Ennis-killan	A-6654
Bell Telephone Company of Canada, Ltd.	Approval sale to Township of Sandwich South of certain telephone plant and equipment	A-6730
Bell Telephone Company of Canada, Ltd.	Approval Agreement for sale to, be Township of Euphrasia of its Municipal Telephone System	A-6946
Byron Telephone Company, Ltd.	Approval By-laws covering control and management of its Telephone System	A-6996
Bell Telephone Company of Canada, Ltd.	Approval Agreement of sale to Tp. Ennis-more of certain telephone plan and equipment (Tp. By-law No. 479)	A-6891
Bell Telephone Company of Canada	Approval sale to of certain pole lead by Plummer Additional & Lefroy Municipal Telephone System	A-7139
Bell Telephone Company of Canada	Approval sale to of Osprey Municipal Telephone System	A-7140
Bell Telephone Company of Canada	Approval sale to Tp. of Mornington of certain pole line in Village of Milverton	A-7166
Bolton Telephone Company, Ltd.	Approval agreement for interchange of service with Caledon Municipal Telephone System	A-7189

LIST OF APPLICATIONS TO THE BOARD UNDER "THE TELEPHONE ACT"
(Continued)

		Procedure File
Bolton Telephone Company, Ltd.	Approval agreement for interchange of service with Schomberg Telephone Co. Ltd	A-7189-a
Bell Telephone Company of Canada	Approval purchase from, of certain telephone plant and equipment in Tp. of Belmont by United Townships Belmont and Methuen	A-7190
Belmont & Meuthuen, United Townships of	Approval sale to Bell Telephone Company of Canada of certain telephone plant and equipment, in	A-7190
Bell Telephone Company of Canada	Approval purchase from Arthur Public Utilities Commission of 3 poles on Charles St. in Village of Arthur	A-7213
Coldstream Telephone System	Approval sale of system by Alex. G. McKenzie to Geo. Alex. McKenzie	A-6534
Carlow Municipal Telephone System	Approval appointment of Cecil Loney as Commissioner in place and stead of Garnet Wasmund, resigned	A-7098
Caledon Municipal Telephone System	Approval agreement for interchange of service with the Bolton Telephone Co. Ltd.	A-7189
Dawn, Township of	Approval purchase from Bell Telephone Company of Canada of certain telephone plant and equipment located on road between Tps. Dawn and Enniskillen	A-6654
Erin Municipal Telephone System	Approval purchase of certain telephone plant and equipment from the Bell Telephone Company of Canada	A-6564
Ennismore, Township of	Approval agreement for purchase (By-law 479) of certain telephone plant and equipment from the Bell Telephone Company of Canada	A-6891
Euphrasia, Township of	Approval agreement for sale of its Municipal Telephone System to Bell Telephone Company of Canada	A-6946
East Middlesex Telephone Company, Ltd.	Approval investment of portion of Depreciation Fund in interest bearing securities	A-7156
Faraday Municipal Telephone System	Approval agreement for interchange of service with The Peoples Telegraph and Telephone Company, Ltd.	A-6542
Goderich Township Municipal Telephone System	Approval appointment of W. R. Lobb as Commissioner in place of W. J. Yeo	A-6644
Glengarry Telephone Company Ltd.	Approval increase charges for service	A-6824
Hagarty Municipal Telephone System	Approval date for holding Annual Meeting	A-6596
Home Telephone Company, Ltd.	Approval By-law No. 21	A-6610
Howick Municipal Telephone System	Approval date for holding Annual Meeting	A-6628
Home Telephone Company, Ltd.	Approval issue of Demand Note to secure loan of \$100,000.00 from Bell Telephone Company of Canada	A-6864
Hay, Township of	Approval sale to, by Tp. Tuckersmith of certain telephone plant and equipment in Tp. Stanley, County of Huron	A-7221
Ingersoll Telephone Company Limited	Approval By-law No. 9	A-6609
Ingersoll Telephone Company, Ltd.	Approval issue of "demand" note to secure loan of \$25,000 from Bell Telephone Co. of Canada	A-6827

LIST OF APPLICATIONS TO THE BOARD UNDER "THE TELEPHONE ACT"
(Continued)

		Procedure File
Leeds & Grenville Independent Telephone Co. Ltd.	Approval By-law No. 30, repealing its By-law No. 29 regarding control and management of its undertaking	A-6881
Mersea Municipal Telephone System	Approval sale to, by the Bell Telephone Company of Canada, of certain telephone plant and equipment	A-6561
Marysburg Telephone Company	Sale of telephone plant and equipment of (by Ernest Johnston and Howard Reid) to Howard Reid	A-6600
Mornington, Township of	Approval purchase of Pole Line from Bell Telephone Company of Canada	A-7166
North Norwich Municipal Telephone System	Approval sale to, by Bell Telephone Company of Canada of certain telephone plant and equipment	A-6560
Northern Telephone Company, Limited	Approval By-law 47 and issue by Company of stocks and bonds	A-6602
Northern Telephone Company, Limited	Issue of additional capital stock—(\$40,000.00)	A-7188
Osprey, Township of	Approval By-law 18—authorizing sale of Municipal Telephone System to Bell Telephone Company of Canada	A-7140
Point Mara Telephone Company, Ltd.	Approval By-laws for control and management of its Telephone System	A-6528
Peoples Telegraph & Telephone Company, Ltd.	Approval agreement for interchange of service with the Faraday Municipal Telephone System	A-6542
Plummer Additional & Lefroy Municipal Tel. System Reid, Howard	Approval sale of certain pole lead to Bell Telephone Company of Canada	A-7139
	Approval sale to, of telephone plant and equipment of Marysburg Telephone Company (by Ernest Johnston and Howard Reid)	A-6600
Sandwich, South, Township of	Approval purchase of plant and equipment from Bell Telephone Company of Canada	A-6730
Schomberg Telephone Company, Ltd.	Approval agreement for interchange of service with the Bolton Telephone Company, Ltd.	A-7189-a
Tay, Township of	Approval purchase of certain telephone plant and equipment in Township of Tay from the Bell Telephone Company of Canada	A-6573
Tuckersmith, Township of	Approval of sale to Township of Hay of certain telephone plant and equipment in Township of Stanley	A-7221
Wilmot Township Municipal Telephone System	Approved date for holding Annual Meeting — changed to March 4th	A-6572
Watt, Township of	Approval purchase of certain telephone plant and equipment from Bell Telephone Company of Canada	A-6576
Wilmot, Township of	Approval purchase of certain telephone plant &c. in Township of Wilmot from Bell Telephone Company of Canada	A-6604
Waterloo, Township of	Approval purchase from Bell Telephone Company of Canada of certain telephone plant and equipment in said Tp.	A-6606

LIST OF BELL TELEPHONE AGREEMENTS APPROVED BY THE BOARD
 UNDER SECTION 97 OF "THE TELEPHONE ACT"
 TRAFFIC AGREEMENTS

	Procedure File
D. S. Austin (Murray-Brighton Telephone System)	A-6556
Aylmer & Malahide Telephone Company, Ltd.	A-6987
Alnwick Rural Telephone Co. Ltd.	A-7007(b)
Allenford Rural Telephone Company, Ltd.	A-7091(h)
Barfield Telephone Company, Ltd.	A-7092(a)
Blyth Municipal Telephone System	A-7092(b)
Bolton Telephone Company, Ltd.	A-7167
Beckwith & Montague Rural Telephone Co., Ltd.	A-7172
Capreol Telephone Company, Ltd.	A-6621
Cumberland Municipal Telephone System	A-6928
Cameron Telephone Co., Ltd.	A-6978
Calabogie & Renfrew Telephone Assoc'n. (See "Mousseau, Anthony N.")	
Conn Telephone Company, Ltd.	A-7117
Dunnet Municipal Telephone System	A-6854
Dummer Municipal Telephone System	A-6977
Erin Municipal Telephone System	A-6620
East Luther Telephone System (Lily May Watt, Proprietress)	A-6687
Everett Telephone Company, Ltd.	A-7203
Flos Municipal Telephone System	A-6618
Fenella Rural Telephone Company, Ltd.	A-7007(d)
Ferris Municipal Telephone System	A-7091(j)
Gloucester Township Telephone Company, Ltd.	A-6898
Hazeldean Rural Telephone Company, Ltd.	A-6543
Hopetown Telephone Company, Ltd.	A-6776
Horton & McNab Telephone Assoc'n. Ltd.	A-6961
Harwood Rural Telephone Company, Ltd.	A-7007(c)
Haldimand Rural Telephone Company, Ltd.	A-7007(e)
Haldimand Municipal Telephone System	A-7007(f)
Howick Municipal Telephone System	A-7091(f)
Huntsville & Lake of Bays Telephone Company, Ltd.	A-7091(k)
Haley's Station Telephone Company, Ltd.	A-7143
Humphrey Municipal Telephone System	A-7154
Iron Bridge Telephone Company, Ltd.	A-6830
Ingersoll Telephone Company, Ltd.	A-7062
Johnson Municipal Telephone System	A-6851
Lansdowne Rural Telephone Company, Ltd.	A-6713
Lavant Dalhousie Telephone Company, Ltd.	A-6774
Laird Municipal Telephone System	A-6892
Lyndhurst Rural Telephone Company, Ltd.	A-6899
Little Britain Telephone Company, Ltd.	A-6981
Lambton Telephone Company, Ltd.	A-7091(d)
Loring, Golden Valley & Powassan Telephone Co. Ltd.	A-7091(i)
Long Lac Telephones, Ltd.	A-7131
Lane, W. J. (Stormont Telephone System)	A-7142
Lanark & Ramsay Telephone Company, Ltd.	A-7168
Monk Rural Telephone Company, Ltd.	A-6553
Murray Brighton Telephone System (See "D. S. Austin")	
Metcalfe Rural Telephone Company, Ltd.	A-6593
Moore Municipal Telephone System	A-6619
Millbrook Rural Telephone Company, Ltd.	A-6622
Marysburg Telephone Company (Howard M. Reid)	A-6754
Mornington Municipal Telephone System	A-6775
Manvers Municipal Telephone System	A-6976
Madawaska Telephone Association	A-7037
Minesing Telephone System (See "Ronald, A.")	
Mousseau, Anthony N. (Calabogie & Renfrew Telephone Assoc'n.)	A-7039
Magnetawan Municipal Telephone System	A-7091(b)
Martintown Telephones	A-7152
McNab Telephone Company, Ltd.	A-6960
Osprey Municipal Telephone System	A-6789
Perry Telephone System	A-6728
People's Mutual Telephone Company, Ltd.	A-7091(a)

LIST OF BELL TELEPHONE AGREEMENTS APPROVED BY THE BOARD
UNDER SECTION 97 OF "THE TELEPHONE ACT"
TRAFFIC AGREEMENTS (Continued)

	Procedure File
People's Telephone Company of Forest, Ltd.	A-7091(e)
Plummer, Aberdeen & Galbraith Rural Telephone Assoc'n. Ltd.	A-7138
Reid, Howard M. (See Marysburg Telephone Company)	A-6754
Ronald, A. (Mining Telephone Association)	A-7038
Rutherglen Rural Telephone Company, Ltd.	A-7091(e)
Sprague, J. G. (Sprague Telephone System)	A-6588
St. Joseph Island Municipal Telephone System	A-6855
Sparta Telephone Company, Ltd.	A-7091(f)
South Bruce Rural Telephone Company, Ltd.	A-7105
Stormont Telephone System (See "Lane, W. J.")	
Tay Municipal Telephone System	A-6645
Tarbutt Municipal Telephone System	A-6853
Thamesville Telephone Company, Ltd.	A-6852
Tyendinaga Municipal Telephone System	A-6924
Theford, Arkona & East Lambton Telephone Co. Ltd.	A-7146
Urban & Rural Telephone Company, Ltd.	A-6710
Van Norman Telephone System (F. A. VanNorman)	A-6829
Wroxeter Telephone Company, Ltd.	A-6608
Wellesley Municipal Telephone System	A-6668
Watt, Lily May (East Luther Telephone System)	A-6687
Welland County Telephone Company, Ltd.	A-6768
Wightman Telephone System	A-6828
Westport Telephone Company, Ltd.	A-7007-a

SERVICE STATION APPLICATIONS

Herron, Alex.	A-6632
Perry Telephone System	A-6728

TARIFF OF FEES

TARIFF OF FEES PAYABLE IN CASH OR LAW STAMPS UNDER SECTIONS 106
AND 107 OF "THE ONTARIO MUNICIPAL BOARD ACT" (R.S.O., 1937, C. 60)

For copy of any Document, 10 cents for each 100 words and 50 cents for each Certificate.

For copy of any map or plan, applicants are to pay draughtsmen's and engineer's fees for same and 50 cents for each Certificate.

In contentious matters, including arbitrations or references to the Board under Public General Acts of Ontario, requiring a Hearing, there shall be paid in Law Stamps the sum of \$15.00 for each day or fraction thereof over one half-day, and the sum of \$10.00 for each half-day or less occupied by or in connection with the Hearing, and \$1.00 on each original subpoena.

In all other arbitrations or references requiring a Hearing there shall be paid in Law Stamps the sum of \$50.00 for each day or fraction thereof over one half-day, and the sum of \$25.00 for each half-day or less occupied by or in connection with the Hearing, and \$1.00 on each original subpoena.

TARIFF OF FEES (Continued)

IN CASES IN WHICH THERE IS NO OPPOSING PARTY

1. Applications by Municipalities for approval of undertaking of capital expenditures under Section 70 of "The Ontario Municipal Board Act (R.S.O., 1937, C. 60).

Where proposed expenditure does not exceed \$5,000	\$ 5.00
Over \$ 5,000 and up to \$10,000	10.00
" 10,000 " 15,000	15.00
" 15,000 " 20,000	20.00
" 20,000 " 25,000	25.00
" 25,000 " 30,000	30.00
" 30,000 " 35,000	35.00
" 35,000 " 40,000	40.00
" 40,000 " 50,000	45.00
" 50,000 " 75,000	50.00
" 75,000 " 100,000	75.00
" 100,000 " 125,000	85.00
" 125,000 " 150,000	95.00
" 150,000 " 200,000	100.00
" 200,000 " 500,000	175.00

500,000, such sum as the Board may order or direct.

(Drainage purposes—see paragraph 8)

2. Where the assent of the Electors is dispensed with by Order of the Board, or where the Board holds a Public Hearing, upon all applications under Section 70 a fee of \$15.00 may, on direction of the Board, be added to the above.

3. In cases of capital expenditure, where monies are provided for direct relief costs of the Municipality, the Board's fee on applications up to \$25,000 will be \$5.00 and on applications over \$25,000 will be \$10.00.

4. Upon an application to the Board for certification of debentures under Section 64 of "The Ontario Municipal Board Act," the following fees shall be paid:

ON ORDER under Part IV of The Ontario Municipal Board Act, validating a By-law and Debentures, the following sums shall be paid in Law Stamps:

(These fees shall be payable on each group of four By-laws (grouped by serial numbers) consolidated under The Local Improvement Act)

Where proposed expenditure does not exceed \$5,000	\$ 7.50
Over \$ 5,000 and up to \$10,000	10.00
" 10,000 " 15,000	15.00
" 15,000 " 25,000	20.00
" 25,000 " 50,000	25.00
" 50,000 " 100,000	30.00
" 100,000 " 125,000	35.00
" 125,000 " 150,000	40.00
" 150,000 " 200,000	45.00
" 200,000 " 500,000	50.00

500,000, such sum as the Board shall order or direct.

5. Applications under Section 8 of The Local Improvement Act (R.S.O., 1937, C 269):

The Board's fee on application for approval of Local Improvements By-laws under the above section, where public hearing is held, will be \$15.00 for one By-law and \$5.00 additional if approval of more than one By-law is sought.

6. Assessment Appeals:

The party appealing to the Board under Section 84; of The Assessment Act (R.S.O., 1937, C. 272) shall pay \$15.00 upon each appointment for a Hearing.

7. Drainage By-laws:

Where proposed expenditure does not exceed \$1,000	\$ 1.00
Over \$1,000 and up to \$2,000	2.00
" 2,000 " 3,000	3.00
" 3,000 " 5,000	5.00
" 5,000 " 10,000	10.00

TARIFF OF FEES (Continued)

8. Miscellaneous Matters:

Approval of By-law for work ordered by Dominion Railway or Ontario Municipal Board—Section 307 (3) (F) of The Municipal Act (R.S.O., 1937, C. 266)	\$ 10.00
Approval of By-law authorizing expenditure for fire hall, fire engines, etc.—Section 407 (16) (b) of The Municipal Act	10.00
Approval of By-law for extension of Waterworks or Electric Light or Gas-works, etc.—Section 407 (2) of The Municipal Act	10.00
Approval of By-law under Special Legislation	10.00
Approval of Increased Borrowings by Municipal Councils, 339 (2) of The Municipal Act	10.00
Approval of a plan under The Railway Act (R.S.O., 1937, C. 259)	5.00
Approval of Railway Fenders	5.00
Extension of time to pass a By-law—Section 297 (5) of The Municipal Act	5.00
Extension of Debenture Issue period—Section 305 (11) and (12) of The Municipal Act	5.00
Approval of Bridge Construction By-law—Section 307 (3) (e) of The Municipal Act	5.00
Approval of By-law changing the rate of interest on debentures—Section 310 of The Municipal Act	5.00
Repeal of By-law as to amount not required—Section 311 (2) of The Municipal Act	5.00
Approval of further debt and levies where tax rate too high—Section 315 (2) of The Municipal Act	5.00
Approval of Sinking Fund Investment By-law—Section 326 of The Municipal Act	5.00
Approval of Municipal Fuel By-law—Section 405 (38) of The Municipal Act	5.00
Approval of laying out of highway less than sixty-six feet in width—Section 502 (2) of The Municipal Act	5.00
Approval of By-law abandoning part of local improvement work—Section 18 of The Municipal Act	5.00
Approval of By-law apportioning cost of local improvement work—Section 26 (2) of The Local Improvement Act	5.00
Approval of By-law for opening, etc., of lane (where public Hearing not required)—Section 29 (3) of The Local Improvement Act	5.00
Approval of plan of land subdivision	5.00
Approval of Railway Company's Public By-laws and Rules	2.00
Approval of Railway Company's Tolls and Tariffs	2.00
Approval of Railway Company's Examiner of Motormen	1.00
On orders not included in the above list, such sums as the Board may order or direct.	

9. TARIFF OF FEES PAYABLE IN LAW STAMPS IN PROCEEDINGS UNDER "THE TELEPHONE ACT" (R.S.O., 1937, C. 261)

ON ORDER:

Authorizing the passing of a By-law extending the period for repayment of debentures to cover the cost of telephone system established pursuant to Section 19, beyond ten years; under Section 26	\$ 10.00
Authorizing the extension of a telephone system established pursuant to Section 19, into unorganized townships; under Section 18	5.00
Approving a Municipal By-law, providing for the establishment or extension of telephone system; under Section 19	10.00
Extending the period within which Debenture By-law to cover cost of establishing a telephone system pursuant to Section 19 may be passed; under Section 25	10.00
Authorizing a Municipal Council to pass a By-law for reconstruction etc. under Section 27	5.00
Authorizing a Municipal Council to pass a By-law for the issue of debentures for furnishing service to persons not being assessed landowners; under Section 28	10.00
Authorizing the passing of a By-law providing for the issue of new debentures to provide for the payment of a portion of the principal of the original debentures falling due in any year; under Section 30	10.00
Approving the purchase of telephone systems; under Sections 31 and 101	5.00
Approving the appointment of Commissioner by Municipal Council; under Section 51	5.00

TARIFF OF FEES (Continued)

Prescribing date for holding Annual Meeting of Subscribers; under Section 58	5.00
Consenting to duplication of pole lead on highway; under Section 93	5.00
Approving Connecting Agreement with The Bell Telephone Company of Canada, Limited; under Section 96	5.00
Authorizing a Company to expend a portion of its Depreciation Reserve in new construction, etc.; under Section 109	5.00
Authorizing a Company to issue additional stock or bonds; under Section 110	10.00
Authorizing the removal of signatures from a petition, praying for the establishment of a telephone system pursuant to Section 19; under Section 12	5.00
Granting the use of highways in unorganized townships; under Section 83	2.00
Approving the By-laws of a telephone company; under Section 87	2.00
Approving Connecting Agreement between telephone systems within the jurisdiction of Ontario; under Section 96	2.00
Approving regulations to prevent the misuse of system by subscribers; under Section 111	2.00
Approving Municipal By-law granting the use of highway; under Section 79 ..	1.00

On any Order not included in the above list such sums as the Board may order or direct.

In contentious matters requiring a Hearing, \$15.00 for each day or fraction thereof occupied in connection with the Hearing, and \$1.00 on each original subpoena.

Where inquiry is made by the Board's expert, \$10.00 for each day or fraction thereof occupied in connection with such inquiry.

For copy of any Document, 10 cents for each 100 words, and 50 cents for each Certificate.

THE FOLLOWING GIVES A BRIEF SUMMARY OF THE EXTENSIONS AND IMPROVEMENTS MADE TO THE RAILWAYS UNDER PROVINCIAL JURISDICTION DURING THE YEAR 1937

CORNWALL STREET RAILWAY LIGHT AND POWER COMPANY, LIMITED

During the year, December 31st, 1936 to December 31st, 1937, this Company reports that there were no extensions to their tracks.

During the same period the Company also reports a total expenditure on track improvement, overhead structure, rolling stock, buildings, etc. of \$27,795.25.

FORT WILLIAM ELECTRIC RAILWAY

During the year ending December 31st, 1937, this company reports no extensions of its tracks.

They also report no expenditure upon track improvements, rolling stock, buildings, etc. during the same period.

GUELPH RADIAL COMPANY

It is reported by the Hydro Electric Power Commission of Ontario, that during the year ending December 31st, 1937, there were no extension made to the track of the above Railway.

They report however an expenditure of \$17,250.00 for the purchase of five busses.

HAMILTON STREET RAILWAY COMPANY

During the year ending December 31st, 1937, it is reported that there were no extensions made to track.

An expenditure of \$3,450.00 is reported on track improvements, overhead structure, rolling stock, buildings, machinery, &c.

THE HUNTSVILLE AND LAKE OF BAYS RAILWAY COMPANY

This company reports that no extensions were made to track during the year ending December 31st, 1937.

They report an expenditure of \$281.50 on track improvements etc. during the same period.

THE INTERNATIONAL TRANSIT COMPANY

The above Company reports that no extensions were made to track during the year 1937 and also no expenditures were made on track improvements, overhead structure, rolling stock, buildings, machinery or on any other improvements during the same period.

KITCHENER-WATERLOO AND KITCHENER-BRIDGEPORT RAILWAYS

The Public Utilities Commission of Kitchener report that no extensions were made to the tracks of the above railways during the year ending December 31, 1937.

They report an expenditure of \$188.25 on track improvement etc. during the same period.

LONDON STREET RAILWAY

This Company report that during the year ending December 31st, 1937, they made no extensions to track.

They report however, that during the same period a total expenditure of \$51,-573.14 was made on busses and bus equipment.

MIDLAND-SIMCOE RAILWAY COMPANY

The Canadian Pacific Railway Company report that no extensions were made to the track of the above company during the year 1937.

They also report no expenditure on track improvements, overhead structure, rolling stock, &c. during the same period.

MOUNT McKAY & KAKABEKA FALLS RAILWAY COMPANY

This Company made no extensions to track during the year 1937 and also report no expenditure was made on improvements &c. during the same period.

NIAGARA PENINSULAR RAILWAY

The Canada Cement Company, Montreal, report that during the year 1937 no extensions were made to track and they made no expenditures on improvements &c.

NORTH YONGE RAILWAYS

The Toronto Transportation Commission report that no extensions were made to the tracks of the above railways during the year 1937 and no expenditures made on improvements etc. during the same period.

PORT ARTHUR CIVIC RAILWAY

During the year ending December 31st, 1937, it is reported that no extensions were made to the track of the above railway.

They also report no expenditures on improvements etc. during the same period.

SANDWICH, WINDSOR AND AMHERSTBURG RAILWAY COMPANY

No extensions were reported to the track of the above railway during the period ending December 31st, 1937.

They report an expenditure of \$469.68 for the purpose of changing interlocking plant at Amherstburg and \$5,199.53 for changing 8 two-man cars to one-man operation.

SUDBURY-COPPER CLIFF SUBURBAN ELECTRIC RAILWAY

It is reported by this Company that during the year ending December 31st, 1937, no extension was made to track.

It is also reported during the same period that they made no expenditure on track improvements, overhead structure, rolling stock, etc.

TEMISKAMING & NORTHERN ONTARIO RAILWAY

It is reported by the Temiskaming and Northern Ontario Railway Commission that during the year, December 31st, 1936 to December 31st, 1937, they made no extensions to the track of the above railway.

The Commission also reports that during the same period a total expenditure was made on track improvement, rolling stock, buildings, etc. of \$695,970.59.

THURLOW RAILWAY COMPANY

The Canada Cement Company, Montreal, report that during the year ending December 31st, 1937, that no extensions were made to the track of the above railway and also that no expenditures were made on improvements, etc.

TILLSON SPUR LINE RAILWAY

It is reported that during the year ending 31st December, 1937, this Company did not make any extensions to track and no expenditures were made on improvements etc.

TORONTO TRANSPORTATION COMMISSION

The Commission report that during the year 1937, they made no track extensions.

It is also reported that during the same period they made an expenditure on track improvements, overhead structure, rolling stock, machinery, etc. of \$876,388.00.

TOWNSHIP OF YORK AND WESTON RAILWAYS

The Toronto Transportation Commission, which operated the above railway, reports that no extensions were made to track during the year ending December 31st, 1937.

It is also reported that during the same period no expenditure was made on track improvements, overhead structure, rolling stock, machinery, etc.

TABULATED SUMMARY OF ACCIDENT REPORTS IN 1937

Passengers		Employees		Travellers on Highways		Total	
Killed	Injured	Killed	Injured	Killed	Injured	Killed	Injured
Nil	863	Nil	22	7	137	7	1022

TORONTO, 1937

Summary of all Accidents on lines of the Toronto Transportation Commission
From January 1st to December 31st, 1937

	January	February	March	April	May	June	July	August	September	October	November	December	Totals
Collisions with Cars.....	Nil	Nil	Nil	Nil	Nil	Nil	Nil	Nil	Nil	Nil	Nil	Nil	Nil
Collisions with Autos.....	393	180	520	252	294	221	225	210	175	350	313	410	3543
Collisions with Motorcycles and Bicycles.....	4	2	6	7	6	9	5	5	6	11	10	5	76
Collisions with Wagons.....	7	6	6	7	6	9	5	5	3	10	7	2	73
Boarding Cars.....	15	10	21	18	16	9	10	13	4	10	10	13	149
Alighting from Cars.....	32	17	47	24	18	20	18	16	12	23	17	36	280
Falling within Cars.....	41	25	37	28	37	33	21	28	34	39	37	33	393
Derailment of Cars.....	Nil	Nil	Nil	Nil	Nil	Nil	Nil	Nil	Nil	Nil	Nil	Nil	Nil
Miscellaneous.....	37	25	35	37	54	40	32	33	14	33	32	34	406
Total all Accidents.....	529	265	672	373	431	341	316	310	248	456	426	533	4920
Personal Injuries all Degrees:													
To Passengers.....	62	45	87	51	74	57	53	65	39	72	50	56	711
To Others.....	15	17	8	14	19	16	14	13	11	18	15	11	171
Total.....	77	62	95	65	93	73	67	78	50	90	65	67	882
Fatal Accidents:													
To Passengers.....	Nil	Nil	Nil	Nil	Nil	Nil	Nil	Nil	Nil	Nil	Nil	Nil	Nil
To Others.....	1	2	Nil	1	Nil	Nil	1	Nil	1	Nil	Nil	Nil	6
Total.....	1	2	Nil	1	Nil	Nil	1	Nil	1	Nil	Nil	Nil	6

LONDON, 1937

Summary by Months of all Accidents on the London Street Railway
From January 1st to December 31, 1937

	January	February	March	April	May	June	July	August	September	October	November	December	Totals
Collisions with Cars.....	Nil	Nil	Nil	Nil	Nil	Nil	Nil	Nil	Nil	Nil	Nil	Nil	Nil
Collisions with Autos.....	17	10	24	21	11	16	14	16	26	18	24	55	252
Collisions with Motorcycles and Bicycles.....	Nil	Nil	1	Nil	2	1	Nil	1	Nil	1	Nil	1	7
Collisions with Wagons.....	1	1	1	Nil	Nil	Nil	Nil	Nil	Nil	Nil	Nil	1	4
Boarding Cars.....	1	1	1	1	1	1	1	1	1	1	1	1	12
Alighting from Cars.....	2	1	1	1	1	1	2	1	2	1	2	1	16
Derailment of Cars.....	Nil	Nil	Nil	Nil	Nil	Nil	Nil	Nil	Nil	Nil	Nil	Nil	Nil
Miscellaneous.....	Nil	4	Nil	2	1	2	5	2	2	1	6	5	30
Total all Accidents.....	21	17	28	25	16	21	22	21	31	22	33	64	321
Personal Injuries all Degrees:													
To Passengers.....	2	1	Nil	2	3	2	4	1	2	1	3	1	22
To Others.....	Nil	4	Nil	2	Nil	3	4	3	2	1	5	5	29
Total.....	2	5	Nil	4	3	5	8	4	4	2	8	6	51
Fatal Accidents:													
To Passengers.....	Nil	Nil	Nil	Nil	Nil	Nil	Nil	Nil	Nil	Nil	Nil	Nil	Nil
To Others.....	Nil	Nil	Nil	Nil	Nil	Nil	Nil	Nil	Nil	Nil	1	Nil	1
Total.....	Nil	Nil	Nil	Nil	Nil	Nil	Nil	Nil	Nil	Nil	1	Nil	1

ELECTRIC, STEAM AND INCLINE RAILWAYS UNDER PROVINCIAL JURISDICTION, YEAR ENDING 31st DECEMBER, 1937

No	Name of Railway	Length of road first main track	Length of road second main track	Total main track	Length of sidings and turnouts	Total computed as single track	Length under construction	No. Power Houses		Remarks
								Steam	Water	
1	Cornwall Street Railway Light & Power Co. Ltd.	5.50	5.50	3.50	9.00	1	Power Purchased from St. Lawrence Power Co. Ltd. & supplied to Town of Cornwall.
2	Fort William Electric Railway	4.935	19.695	24.630	.800	25.430	Power purchased from Hydro Electric Commission of Fort William & supplied to Canadian National Rys.
3	Guelph Radial Railway	4.912	4.912	1.844	6.756	Power purchased from Guelph Board of Light & Heat Commission.
4	Hamilton Street Railway Co.	40.17	2.63	42.80	Power purchased from Hamilton Hydro Electric Commission.
5	Huntsville & Lake of Bays Ry.	1.45	1.75	.31	1.75	Power purchased from Great Lakes Power Co. Ltd.
6	International Transit Co.	3.80	1.17	4.97	.09	5.06	Power purchased from Public Utilities Commission of City of Kitchener.
7	Kitchener-Waterloo & Kitchener Bridgeport Railways	6.55	2.86	9.41	.94	10.35	Power purchased from Hydro Electric Power Commission of Ontario.
8	London Street Railway	6.416	3.037	9.454	.504	9.959
9	Midland-Simcoe Railway	1.00	1.00	4.00	5.00
10	Mount McKay & Kakabeka Falls Railway	5.00	5.00	5.00	Leased to and operated by City of Fort William.
11	Niagara Peninsula Railway	13.325	3.325	2.115	5.440	Operated by Canada Cement Co. Ltd.
12	Port Arthur Civic Railway	13.43	6.10	19.53	1.04	20.57	Power purchased from Port Arthur Utilities Commission.
13	Sandwich-Windsor & Amherstburg Railway Co.	48.286	12.729	61.015	5.516	66.531	Power purchased from Hydro Electric Power Commission of Ontario.
14	Sudbury-Copper Cliff Suburban Electric Railway	7.9	7.9	.30	8.2	Power purchased from Hydro Electric Power Commission of Ontario.

15	Temiskaming & Northern Ontario Railway.....	514.69	514.69	140.40	655.09	1	1 (Oil)	1 Steam Power House at North Bay & 1 oil at Moosonee. Power purchased from Public Utilities Commission of Town of Cochrane, Hydro Electric Power Commission of Ontario, Northern Ontario Power Co. Ltd., and Abitibi Power & Paper Company. Operated by Canada Cement Co. Ltd. All rolling stock owned and operated by Canadian National Railway.
16	Thurlow Railway Co.....	2.671	2.671	4.666	7.337	Power purchased from Toronto Hydro Electric System and sold to Township of York & Weston Railways.
17	Tillson Spur Line Railway Co.....	1.010	1.010	.051	1.061	Power purchased from North York Hydro Electric System.
18	Toronto Transportation Commission.....	111.798	103,127	214,925	29,969	244,894	Power purchased from Toronto Transportation Commission.
19	" North Yonge Railway.....	10.247	10.247	1.301	11.548	
20	" Township of York & Weston Railway.....	8.063	6,002	14,065	.148	14,213	
21	Wentworth Incline Railway.....	Ceased operation	August	1936.	

INDEX TO RAILWAY LEGISLATION

The following Index has been made with the object of continuing in chronological order all the legislation passed by the Dominion and Provincial Governments since 1867, affecting railways situated wholly or partially within the Province of Ontario.

"List No. 2" was commenced on page 272 of our Ninth Annual Report (1914), and is continued on page 165 of our Twenty-Sixth Annual Report (1931), on page 160 of our Twenty-seventh Annual Report (1932), page 146 of our Twenty-eighth Annual Report (1933), page 152 of the Twenty-ninth Annual Report (1934), page 51 of our Thirtieth Annual Report, page 56 of our Thirty-first Annual Report and in the following list up to and inclusive of 1937.

RAILWAYS—Annual charge for protection.

(Amendment to "The Railway Fire Charge Act")

Ontario Statute 72 (54) (1) & (2) 1937

SANDWICH, WINDSOR AND AMHERSTBURG RAILWAY

(Transfer of collateral debentures to Treasurer
of Ontario, provision repealed) 72 (56) 1937

WINDSOR, ESSEX AND LAKE SHORE RAILWAY

("The Windsor, Essex and Lake Shore Railway
Act, 1933" to remain in force until the 30th
June, 1938) 72 (63) 1937

FORMS THAT MAY BE USED IN CONNECTION WITH THE EXAMINATION OF MOTORMEN

Name of City or Town

.....193

NAME OF RAILWAY

This is to certify that, acting under "The Railway Act, 1927," R.S.O., Chapter 224, Section 265, I have fully examined the who is years of age and feet inches high, weighs lbs., complexion....., as to his fitness as a motorman, that the said is of steady habits, and is in physical ability, intelligence and general knowledge of, and experience in, this work, qualified to act as motorman on any electric car of said Company.

I have been duly appointed an examiner under the said Act, my appointment being dated

Name

Examiner

FORM TO BE USED BY COMPANIES IN REPORTING ACCIDENTS

ACCIDENTS: Regulations under and in pursuance of Sections 275 and 276 of "The Railway Act, 1927," R.S.O., Chapter 224.

ACCIDENTS—Every company upon the happening of an accident shall give to the Ontario Railway and Municipal Board notice thereof in writing by delivering the same at the office of the Board in the City of Toronto or by mailing it, postage prepaid, in a registered letter addressed to the Board.

Such notice shall contain a statement signed by a duly authorized officer of such company setting forth the information and particulars hereinafter mentioned.

Such statement shall be divided into paragraphs, each of which shall include and refer to one (or one group) only of the numbered particulars hereinafter mentioned, and the paragraph referring to each respective numbered particular shall bear the number corresponding to the number hereinafter given for each such particular.

The numbers of paragraphs and the particulars to which each shall refer as aforesaid are as follows:

1. Name or names of company or companies concerned in accident.
2. Numbers of train, engine, car or motor.
3. Date and time of accident.
4. Nature of accident.
5. Exact location.
6. Name in full, address and legal addition of each person injured or killed.
7. Age.
8. Married or single.
9. Passenger, employee or other
10. If employee, length and nature of service with dates and periods of different occupations (if more than one).
11. If employee, character, experience, skill and fitness with respect to occupation at time of accident.
12. How engaged at time of accident and how long on duty.
13. Cause of accident, how same occurred, with full particulars and details, and diagram, if required.
14. Persons in charge, with full names, addresses and the particulars referred to in paragraphs 10, 11 and 12.
15. Result to person and particulars of injury.
16. Result to property, including amount of damage.
17. Names and addresses of all persons present at, or eye witnesses of, the accident.
18. What investigation (if any), and result of same.
19. Verdict (if any).

The Board reserves the right to require such further and other details, particulars, maps, plans, profiles, documents, models and information or illustration of any kind as to the nature of the accident and a full understanding thereof may suggest or require.

In pursuance of Sections 275 and 276 of said Act, the Board declares that all such information so given in pursuance of this regulation shall be privileged.

Signature of Officer.

N.B.—Give name of officer who fills out this report.

REGULATIONS

REGULATIONS AS TO HEIGHT OF CAR STEPS

Under and in pursuance of a certain order of the Board bearing date the 2nd day of June, A.D., 1909, the Ontario Railway and Municipal Board made the following regulations:

The steps on all cars hereafter constructed and used by The Toronto Railway Company and all other street and electric railways under the jurisdiction of this Board shall have steps conforming to the following regulations.

On closed single truck cars the height of the first step above the ground shall not be less than twelve nor more than fifteen inches.

On closed double truck cars the height of the first step above the ground shall not be less than fourteen nor more than sixteen inches.

On open single truck cars the height of the first step above the ground shall not be less than twelve nor more than fifteen inches, and the distance between the first and second steps and the second step and the floor of the car shall measure twelve inches and nine inches respectively.

On open double truck cars, the height of the first step above the ground shall not be less than fourteen nor more than sixteen inches, and the distance between the first and second steps and the second step and the floor of the car shall measure twelve inches and fourteen inches respectively.

REGULATION RE DRINKING WATER ON PASSENGER CARS

Every Electric Railway in Ontario, subject to the jurisdiction of the Board, shall provide in each passenger car which runs 20 miles or more, a suitable receptacle for water with paper cups attached upon or near such receptacle, and shall keep such receptacle, while the car is in use, constantly supplied with cool drinking water for the use of passengers and the conductor and motorman in charge of such car.

This regulation shall not apply to street railways in towns or cities.

Dated at Toronto, this 10th day of April, A.D. 1928.

TABULATION OF COMPARISON WITH PREVIOUS YEARS AS TO CAR MILES RUN, PASSENGERS CARRIED, ETC.
For Year Ending December 31st, 1937

Name of Railway	Length of Track		Car Miles Run		Passengers Carried		Accidents				Net Earnings		
	In-crease	De-crease	In-crease	De-crease	Increase	Decrease	Killed		Injured		Increase	Decrease	
							In-crease	De-crease	In-crease	De-crease			
Cornwall Street Railway			5,479		143,418					2		646.29	
Fort William Street Railway			10,043		200,267			1			4		(b) 947.69
Hamilton Street Railway				22,536		1,464,397		1			24		173,346.42
Huntsville & Lake of Bays Railway					1,070								90.92
Hydro Electric Ry. (Guelph Div.)		2,000		1,035	72,165				1	2		(a) 3,611.68	
International Transit			336		121,288						1		(a) 9,769.61
Kitchener-Waterloo Street Railway				1,037	74,876					1			3,724.27
London Street Railway				16,737	99,510						28		(b) 221.34
Mount McKay & Kakabeka Falls Ry.													1,136.18
Niagara Peninsula Railway													1,418.86
Port Arthur Civic Railway			2,749		164,267					1			7,291.41
Sandwich Windsor & Amherstburg Ry.			13,259		730,701					6			a) 34,178.61
Sudbury-Copper Cliff Suburban Ry.			1,000		5,545								5,048.62
Thurlow Railway													6,992.27
Tillson Spur Line Railway													Railway.
Toronto Transportation Commission		.140	836,942		787,659				5	8			27,465.75
" " North Yonge Railway					1,883					1			4,371.18
" " Twp. York Railway					133,146					2			a) 21,027.47
Wentworth Incline Railway		operations in 1936.											

(a)—Decrease in deficit.
(b)—Increase in deficit.

TABULATION OF OPERATING COSTS FOR YEAR ENDING DECEMBER 31st, 1937

Name of Railway	General Expenses	Main-tenance of Roadbed and Buildings	Main-tenance Equipment	Motive Power	Wages	Damages to persons and Property	Miscellaneous	Total
Cornwall Street Railway.....	\$13,082.81	\$ 7,548.90	\$14,314.06	\$10,794.36	\$32,255.65	\$ 185.07	\$ 869.70	\$79,050.55
Fort William Electric Railway.....	12,957.39	24,654.61	18,469.65	24,795.43	50,384.74	160.45	6,575.00	138,024.28
Hamilton Street Railway.....	56,079.76	54,275.67	107,559.13	136,328.55	233,031.81	30,141.66	150,750.82	768,170.40
Huntsville & Lake of Bays Railway.....	130.40	170.52	110.98	284.87	236.79	27.56	961.12
Hydro Electric Rys. (Guelph Div.).....	15,187.52	3,262.70	10,001.32	8,904.37	19,588.33	10,992.71	67,926.95
International Transit.....	6,477.14	2,351.00	4,653.20	7,620.00	10,685.85	5,383.18	37,170.37
Kitchener-Waterloo Street Railway.....	11,355.26	3,790.35	3,405.89	8,908.33	42,045.01	6.25	2,470.53	71,981.62
London Street Railway.....	13,007.41	29,382.13	26,760.46	24,159.57	54,565.04	6,200.04	*273,044.86	427,119.51
Mount McKay & Kakabeka Falls Ry.	653.01	Line operated by City of Fort William	653.01
Niagara Peninsula Railway.....	93.32	3,021.19	2,014.55	2,701.54	2,879.61	10,710.21
Port Arthur Civic Railway.....	8,372.61	12,252.55	18,525.38	19,999.92	45,539.81	8,189.17	112,879.44
Sandwich-Windsor & Amherstburg Ry.	80,016.69	57,950.43	92,624.79	97,256.33	194,657.80	120.43	24,644.20	547,270.67
Sudbury-Copper Cliff Suburban Ry.....	8,618.87	6,876.00	7,498.21	11,663.19	24,379.44	6,309.75	65,345.46
Thurlow Railway.....	93.32	4,590.07	2,640.40	2,297.01	3,132.20	12,753.00
Tillson Spur Line.....	All rolling stock owned and operated by
Toronto Transportation Commission..	486,128.90	341,680.71	577,844.20	924,158.65	2,623,857.59	143,161.55	1,164,377.41	6,261,209.01
" " " North Yonge Ry.....	7,194.37	6,296.75	6,272.87	17,071.63	31,968.98	68,804.60
" " " Twp. York Ry.....	12,917.15	9,850.84	13,839.89	24,237.09	91,612.12	152,477.09
Wentworth Incline Railway.....	Ceased operations in 1936.

*—Includes \$269,040.25—expenses of bus operation.

TABULATION OF CHARGES OTHER THAN OPERATING COSTS FOR YEAR ENDING DECEMBER 31st, 1937

Name of Railway	Interest on Funded Debt.	Interest or Discount on Unfunded Debt.	Taxes	Transfer to Special Accounts	All Charges other than Operating Costs	Total Expenditure including Operating Costs	Total Expenditure excluding Operating Costs	Total Revenue from all sources	Net Deficit from Year's Operations	Net Surplus from Year's Operations
Cornwall Street Railway.....	\$9,100.00	\$2,270.09	\$31,625.45	(b) \$55,403.36	(a-b) 102,420.64	(a-b) \$23,370.09	\$154,960.72	\$20,914.63
Fort William Electric Railway.....	41,330.00	203.53	18,160.63	59,694.16	(a) 41,533.53	(a) 179,557.81	131,225.45	66,492.99	23,698.22
Hamilton Street Railway.....	70,200.61	150,000.00	(b) 344,019.64	(a-b) 962,187.04	(a-b) 194,019.64	1,135,885.26	839.10
Huntsville & Lake of Bays Railway.....	101.02	7,959.00	101.02	1,062.14	101.02	1,901.24
Hydro Electric Railways (Guelph Div.).....	246.21	33,809.75	(a) 94,873.15	(a) 26,946.21	63,449.12	38,287.58
International Transit.....	(c) 26,700.00	Cr. 1,095.46	11,291.58	10,000.00	(b) 63,291.58	(a-b) 90,461.95	(a-b) 53,291.58	99,362.20	1,099.75
Kitchener & Waterloo Street Railway.....	5,823.86	407.52	26,077.47	98,059.09	71,981.62	102,823.11	4,764.02
London Street Railway.....	20,597.30	7,462.21	65,500.00	93,559.51	(a) 434,581.72	(a) 7,462.21	501,212.30	19,466.72
*Mount McKay & Kakabeka Falls Ry.....	387.32	20,976.65	21,363.97	(a) 265.69	(a) 387.32	1,346.91	19,670.07
Niagara Peninsula Railway.....	33.25	33.25	10,743.46	33.25	14,605.00	3,861.54
Port Arthur Civic Railway.....	19,866.14	110.55	10,302.62	30,279.31	(a) 132,856.13	(a) 19,976.69	144,749.80	1,591.05
Sandwich-Windsor & Amherstburg Ry.....	233,320.92	2,400.00	136,414.50	377,194.94	(a) 788,161.11	(a) 240,780.44	611,612.26	312,853.35
Sudbury-Copper Cliff Suburban Railway.....	1,932.35	889.07	6,659.23	72,004.69	6,659.23	82,376.33	10,371.64
Thurlow Railway.....	26.71	26.71	12,779.71	26.71	19,390.00	6,610.29
Tilson Spur Line Railway.....
Toronto Transportation Commission.....	1,423,047.50	All rolling stock owned & operated by	249,320.05	2,913,671.35	a) 4603,585.17	(a) 7,951,083.83	(a) 1,689,913.82	10,900,677.59	35,883.41
" " " North Yonge Railway.....	93.12	93.12	68,897.72	93.12	70,296.58	1,398.86
" " " Twp. York Railway.....	31,868.15	10,280.79	106,075.00	148,223.94	194,626.03	42,148.94	212,347.70	88,353.33
Wentworth Incline Railway.....	Ceased operation in 1936.

(a)—Does not include transfers to special accounts.

(b)—Includes dividends paid.

(c)—Includes \$9,543.33 principal.

*—Line operated by City of Fort William under lease.

TABULATION OF ASSETS AND LIABILITIES AS OF DECEMBER 31st, 1937

Name of Railway	ASSETS				LIABILITIES				Surplus
	Authorized Capital	Cost of Railway Equipment, Land and Buildings	Cash and other Assets	Deficit	Capital Stock outstanding	Funded Debt, and Real Estate and Mortgages	Current Liabilities	Accrued Liabilities Sinking and other Special Funds	
Cornwall Street Railway	\$200,000.00	\$505,181.60	\$ 42,704.84		\$200,000.00	\$130,000.00	\$ 7,587.64	\$128,295.88	\$82,002.92
Fort William Electric Railway		864,000.00	748,658.94			864,000.00	23,344.04	725,314.90	49,922.49
Hamilton Street Railway	3,205,000.00	4,698,572.66	60,048.91		3,205,000.00		415,710.77	1,092,988.31	839.10
Huntsville & Lake of Bays Railway	50,000.00	31,331.20	11,588.73		27,800.00		2,021.18	12,259.65	
Hydro Electric Railway (Guelph Division)		458,443.53	87,077.43	\$ 5,219.46		330,764.40	6,036.65	213,939.37	
International Transit	150,000.00	627,700.39	26,389.47		150,000.00		4,733.90	320,786.16	178,569.80
Kitchener & Waterloo Street Railway		514,032.62	28,750.56	13,287.48		96,334.49	182.64	459,553.53	
London Street Railway	637,480.00	1,087,553.95	77,577.68	183,111.13	637,480.00	400,000.00	40,947.26	269,815.50	
Mount McKay & Kakabeka Falls Railway	386,000.00	115,745.75	11,675.48	292,870.54	386,000.00		3,863.00		
Niagara Peninsula Railway	200,000.00	55,550.88	115,441.78		50,000.00				120,992.66
Port Arthur Civic Railway		470,611.48	432,471.73	17,762.45		396,634.00	63,364.21	460,847.45	
Sandwich-Windsor & Amherstburg Railway		5,473,648.03	2,071,723.78	39,723.98		6,816,205.00	404,373.54	364,517.25	
Sudbury-Copper Cliff Suburban Railway	250,000.00	359,660.80	543.97	51,642.63	173,000.00	96,882.99			130,275.63
Thurlow Railway	50,000.00	58,211.42		53,280.26	25,000.00		86,491.68		
Tillson Spur Line Railway	20,000.00	All rolling stock owned and operated by Canadian National Railway							
Toronto Transportation Commission		51,843,006.20	8,098,672.45			24,283,662.11		34,299,645.88	642,899.69
" " " North Yonge Railway		107,549.10	1,273.54					107,423.78	1,398.86
" " " Twp. York Railway		1,393,256.10	724,450.21	88,353.33		996,533.64	607,479.57	602,046.43	
Wentworth Incline Railway		Ceased operation in 1936.							



RETURN FROM THE RECORDS
OF THE
GENERAL ELECTION

TO THE
LEGISLATIVE ASSEMBLY IN 1937

HELD ON
29th SEPTEMBER AND 6th OCTOBER

AND SUBSEQUENT SAULT STE. MARIE BY-ELECTION
HELD ON NOVEMBER 23RD, 1937

SHOWING

- (1) The number of Votes Polled for each Candidate in each Electoral District in which there was a contest;
- (2) The majority whereby each successful Candidate was returned;
- (3) The total number of Votes Polled;
- (4) The number of Votes remaining Unpolled;
- (5) The number of Names on the Polling Lists;
- (6) The number of Ballot Papers sent out to each Polling place;
- (7) The Used Ballot Papers;
- (8) The Unused Ballot Papers;
- (9) The Rejected Ballot Papers;
- (10) The Cancelled Ballot Papers;
- (11) The Declined Ballot Papers;
- (12) The Ballot Papers taken from Polling Places;
- (13) The number of printed Ballots not distributed to D.R.O.'s.
- (14) The number of ballot papers printed.

PRINTED BY ORDER OF
THE LEGISLATIVE ASSEMBLY OF ONTARIO
SESSIONAL PAPER No. 25, 1938



ONTARIO

TORONTO:

Printed and Published by T. E. Bowman, Printer to the King's Most Excellent Majesty
1938

THE HONOURABLE GORDON D. CONANT,
Attorney-General.

SIR:

I have the honour to submit to you the Return of the General Election and subsequent Sault Ste. Marie By-Election as held in the year 1937.

Respectfully submitted,

C. F. BULMER,
The Clerk of the Crown in Chancery.

Toronto, March 1st, 1938.

TO THE HONOURABLE

The Lieutenant-Governor of the Province of Ontario.

MAY IT PLEASE YOUR HONOUR:

The undersigned has the honour to present to Your Honour the Return of the General Election and subsequent Sault Ste. Marie By-Election as held in the year 1937.

Respectfully submitted,

GORDON D. CONANT,
Attorney-General.

Department of the Attorney-General,
March 1st, 1938.

LIST OF RETURNING OFFICERS AT GENERAL ELECTION, 1937

Constituency	Returning Officer	Post Office
Addington	Samuel Jamieson	Battersea
Algoma-Manitoulin	F. A. Clement	Thessalon
Brant	James L. McCormack	Echo Place
Brantford	William T. Cooke	Mount Pleasant
Bruce	Moir Hay	Paisley
Carleton	Gordon T. Danby	Richmond
Cochrane, North	John D. Mackay	Cochrane
Cochrane, South	J. L. Phin	Kirkland Lake
Dufferin-Simcoe	D'Arcy M. Bell	Collingwood
Durham	Frederick Philp	Nestleton
Elgin	F. R. Palmer	St. Thomas
Essex, North	Alfred Quenneville	Windsor
Essex, South	R. W. Penfold	Leamington
Fort William	John McClure	Fort William
Glengarry	A. R. McCallum	Martintown
Grenville-Dundas	Ewart A. McInnis	Iroquois
Grey, North	Herman S. Weaver	Owen Sound, R.R. 3
Grey, South	Harold McKechnie	Durham
Haldimand-Norfolk	Robert H. Davey	Cayuga
Halton	Peter W. Cooke	Milton
Hamilton, East	J. H. Trusdale	Hamilton
Hamilton, Centre	W. Porter McClemt	Hamilton
Hamilton-Wentworth	A. C. Caldwell	Dundas
Hastings, East	D. Floyd Ashley	Foxboro
Hastings, West	J. B. Grainger	Trenton
Huron	Keith M. McLean	Seaforth
Huron-Bruce	Wm. G. Watson	Auburn, R.R. 3
Kenora	John Robinson	Kenora
Kent, East	Eugene B. Stirling	Ridgetown
Kent, West	W. J. Easton	Chatham
Kingston	Edwin Mooers	Kingston
Lambton, East	E. A. Shaunessy	Petrolia
Lambton, West	Homer Lockhart	Sarnia
Lanark	John Croskery	Perth
Leeds	C. W. Earle	Brockville
Lincoln	Harry P. Cavers	St. Catharines
London	C. J. F. Ross	London
Middlesex, North	Burt Kennedy	Ilderton
Middlesex, South	Angus McGeachy	Belmont, R.R. 2
Muskoka-Ontario	Alfred J. Dass	Gravenhurst
Niagara Falls	Robert E. Andrews	Niagara Falls
Nipissing	J. E. Bedard	North Bay
Northumberland	Thomas F. Hall	Cobourg
Ontario	Herman L. Pascoe	Columbus
Ottawa, East	Joachim Sauve	Ottawa
Ottawa, South	John P. Madden	Ottawa
Oxford	Royden G. Start	Ingersoll
Parry Sound	W. Roy Dixon	Sprucedale
Peel	Kenneth McIlwrick	Streetsville, R.R. 1
Perth	William R. Pratt	Stratford
Peterborough	Vincent Eastwood	Peterborough
Port Arthur	Herbert B. Dawson	Port Arthur
Prescott	Omer Laurin	Hawkesbury
Prince Edward-Lennox	William G. McLean	Picton
Rainy River	Norman L. Croome	Fort Frances
Renfrew, North	Max Zadow	Eganville
Renfrew, South	Milton Stewart	Glasgow Station
Russell	J. A. Casault	Eastview
Stormont	Willis O. Sheets	Farran's Point
Sault Ste. Marie	J. D. Becking	Sault Ste. Marie
Simcoe, Centre	Harvey E. Hughes	Craigvale
Simcoe, East	A. A. Ingram	Midland
Sudbury	T. M. Mulligan	Sudbury
Temiskaming	Charles A. Byam	New Liskeard
Victoria	A. J. Campbell	Lindsay

LIST OF RETURNING OFFICERS AT GENERAL ELECTION, 1937—Continued

Constituency	Returning Officer	Post Office
Waterloo, North.....	J. R. Livingstone.....	Kitchener
Waterloo, South.....	Patrick J. Flynn.....	Preston
Welland.....	F. H. Clark.....	Welland
Wellington, North.....	A. B. Whetstone.....	Harriston
Wellington, South.....	Joseph W. Oakes.....	Guelph
Wentworth.....	Robert E. Young.....	Hannon R.R. 3.
Windsor-Walkerville.....	Benjamin A. Maleyko.....	Windsor
Windsor-Sandwich.....	Alan C. Bell.....	Windsor
York, East.....	Lyman A. Kennedy.....	Agincourt
York, North.....	Irwin Watts.....	Aurora
York, South.....	Russell C. Chown.....	Toronto
York, West.....	F. E. Breen.....	Long Branch
Toronto:		
Beaches.....	Gilbert U. Mills.....	Toronto
Bellwoods.....	J. B. Cooper.....	"
Bracondale.....	Ernest C. Bogart.....	"
Dovercourt.....	James McLaughlin.....	"
Eglinton.....	J. Douglas McNish.....	"
High Park.....	Fred. C. Gullen.....	"
Parkdale.....	J. L. Prentice.....	"
Riverdale.....	George Gresswell.....	"
St. Andrew.....	John A. Kinsella.....	"
St. David.....	J. Kenneth Owens.....	"
St. George.....	Fred. F. Fowke.....	"
St. Patrick.....	H. Max Swartz.....	"
Woodbine.....	Claude Tye.....	"

STATEMENT OF VOTES POLLED: Number of Polling Booths and Number of Names on Voters' Lists at the General Election held on 29th day of September and the 6th day of October, 1937.
Legislature dissolved on the 25th day of August, 1937.

Constituency	No. of Polling Booths	No. of Votes Polled	No. of Names on Voters' Lists
Addington	100	14,062	16,834
Algoma-Manitoulin	123	13,921	18,871
Brant	75	12,165	19,334
Brantford	82	15,069	21,094
Bruce	108	15,506	21,353
Carleton	82	11,908	17,991
Cochrane, North	100	9,400	13,083
Cochrane, South	170	26,310	36,357
Dufferin-Simcoe	93	15,941	21,922
Durham	87	13,752	17,507
Elgin	96	19,769	25,531
Essex, North	109	14,367	20,140
Essex, South	82	12,210	18,971
Fort William	129	14,354	18,272
Glengarry	69	10,025	14,066
Grenville-Dundas	111	16,891	22,842
Grey, North	104	15,699	20,555
Grey, South	91	13,278	18,603
Haldimand-Norfolk	120	22,393	29,557
Halton	66	14,111	18,826
Hamilton, East	137	20,707	29,811
Hamilton, Centre	158	21,755	32,471
Hamilton-Wentworth	110	19,002	26,257
Hastings, East	85	12,620	15,086
Hastings, West	102	18,527	24,595
Huron	88	13,846	18,251
Huron-Bruce	95	14,059	19,121
Kenora	120	11,130	16,707
Kent, East	86	11,547	16,373
Kent, West	100	14,142	26,044
Kingston	97	15,841	19,446
Lambton, East	124	13,526	18,201
Lambton, West	94	13,612	18,251
Lanark	108	16,744	22,676
Leeds	104	19,942	25,232
Lincoln	147	25,923	36,018
London	180	29,254	41,202
Middlesex, North	95	14,151	19,435
Middlesex, South	94	12,451	18,704
Muskoka-Ontario	152	18,659	24,206
Niagara Falls	126	16,932	25,048
Nipissing	128	17,528	24,189
Northumberland	99	17,121	20,854
Ontario	130	22,286	28,920
Ottawa, East	185	21,244	31,681
Ottawa, South	278	34,746	50,823
Oxford	130	21,941	29,544
Parry Sound	97	11,537	15,406
Peel	82	16,834	21,547
Perth	164	25,997	34,553
Peterborough	137	21,953	27,583
Port Arthur	152	14,209	19,418
Prescott	82	11,791	16,807
Prince Edward-Lennox	83	14,738	19,086
Rainy River	78	6,858	9,416
Renfrew, North	71	12,156	16,040
Renfrew, South	88	12,453	16,537
Russell	76	11,051	16,445
Sault Ste. Marie	135	14,420	18,871
Simcoe, Centre	85	15,456	20,380

STATEMENT OF VOTES POLLED: Number of Polling Booths and Number of Names on Voters' Lists at the General Election held on 29th day of September and the 6th day of October, 1937.

Legislature dissolved on the 25th day of August, 1937.

Constituency	No. of Polling Booths	No. of Votes Polled	No. of Names on Voters' Lists
Simcoe, East	107	15,109	21,336
Stormont	74	16,180	22,727
Sudbury	143	23,116	33,379
Temiskaming	104	12,775	18,095
Victoria	126	18,405	22,467
Waterloo, North	121	21,498	35,045
Waterloo, South	73	16,901	23,889
Welland	115	18,584	25,506
Wellington, North	109	15,772	20,958
Wellington, South	85	16,269	20,831
Wentworth	132	18,616	27,138
Windsor-Walkerville	157	17,392	24,651
Windsor-Sandwich	164	14,817	25,103
York, East	181	28,554	45,256
York, North	125	20,462	28,852
York, South	177	27,087	40,860
York, West	150	26,053	45,536
Beaches	138	18,716	27,715
Bellwoods	139	17,130	26,623
Bracondale	150	17,084	24,960
Dovercourt	161	21,900	35,091
Eglinton	194	30,375	43,190
High Park	145	20,114	31,525
Parkdale	191	23,841	37,615
Riverdale	191	23,974	36,580
St. Andrew	138	17,483	25,037
St. David	133	17,839	27,093
St. George	147	20,218	32,597
St. Patrick	116	12,716	20,022
Woodbine	180	22,333	35,409
	10,845	1,571,133	2,228,030

SUMMARY OF VOTES CAST AT THE GENERAL ELECTION HELD ON THE
6TH DAY OF OCTOBER, 1937

Showing the number of votes polled for each candidate and the majority accorded to the one elected.

Constituency	Candidates	Votes Polled	Remarks
Addington.....	William David Black.....	7,146	
	Colin Alexander Campbell.....	6,916	
	Majority for Black.....	230	
Algoma-Manitoulin.....	Wilfred Lynn Miller.....	7,092	
	John Morrow Robb.....	6,516	
	Theo Nadeau.....	313	
	Majority for Miller.....	576	
Brant.....	Harry Corwin Nixon.....	9,115	
	Johnston A. Walker.....	3,050	
	Majority for Nixon.....	6,065	
Brantford.....	Morrison Mann MacBride.....	8,094	
	R. W. E. McFadden.....	5,492	
	Leonard R. Lear.....	1,483	
	Majority for MacBride.....	2,602	
Bruce.....	John William Sinclair.....	8,739	
	Andrew Ernest Robinson.....	6,767	
	Majority for Sinclair.....	1,972	
Carleton.....	Adam Holland Acres.....	6,956	
	Roy Knight Aseltyne.....	3,694	
	Leonard Anthony Davis.....	1,258	
	Majority for Acres.....	3,262	
Cochrane, North.....	Joseph Alphonse A. Habel.....	4,940	
	Albert Victor Waters.....	4,460	
	Majority for Habel.....	480	
Cochrane, South.....	Charles V. Gallagher.....	12,773	
	James P. Bartleman.....	7,064	
	Thomas Church.....	6,473	
	Majority for Gallagher.....	5,709	

SUMMARY — *Continued*

Constituency	Candidates	Votes Polled	Remarks
Dufferin-Simcoe.....	Alfred Wallace Downer.....	8,484	
	Wilfred Davey Smith.....	7,457	
	Majority for Downer.....	1,027	
Durham.....	Cecil G. Mercer.....	7,183	
	Milton J. Elliott.....	6,569	
	Majority for Mercer.....	614	
Elgin.....	Mitchell Frederick Hepburn....	12,361	
	Norman R. Martin.....	7,053	
	John Tough.....	355	
	Majority for Hepburn.....	5,308	
Essex, North.....	Adelard Charles Trottier.....	7,449	
	Paul Poisson.....	4,994	
	Thomas Raycraft.....	1,326	
	Alcide Leblanc.....	598	
	Majority for Trottier.....	2,455	
Essex, South.....	Charles G. Fletcher.....	7,755	
	James Armstrong.....	4,455	
	Majority for Fletcher.....	3,300	
Fort William.....	Frank H. Spence.....	5,731	
	Harry Murphy.....	5,236	
	Joseph Edmund Crawford.....	1,845	
	Mrs. E. A. Miles.....	1,542	
	Majority for Spence.....	495	
Glengarry.....	Edmund A. MacGillivray.....	6,737	
	Joseph St. Denis.....	3,288	
	Majority for MacGillivray....	3,449	
Grenville-Dundas.....	George H. Challies.....	9,288	
	Percy R. Barnard.....	7,603	
	Majority for Challies.....	1,685	

SUMMARY — *Continued*

Constituency	Candidates	Votes Polled	Remarks
Grey, North.....	Roland Patterson.....	8,511	
	Victor C. Porteous.....	6,172	
	Maurice Christie.....	1,016	
	Majority for Patterson.....	2,339	
Grey, South.....	Farquhar R. Oliver.....	7,296	
	D. B. Jamieson.....	5,982	
	Majority for Oliver.....	1,314	
Haldimand-Norfolk.....	Eric William Cross.....	12,638	
	Lea Strange Marshall.....	9,755	
	Majority for Cross.....	2,883	
Halton.....	Thomas Aston Blakelock.....	7,832	
	Lloyd Denham Dingle.....	5,958	
	Wilfred J. Tate.....	238	
	Wallace Hay Cross.....	83	
	Majority for Blakelock.....	1,874	
Hamilton, East.....	John P. Mackay.....	9,796	
	Orville M. Walsh.....	5,937	
	Samuel Lawrence.....	4,858	
	Douglas J. Brunton.....	116	
	Majority for Mackay.....	3,859	
Hamilton, Centre.....	William Frederick Schwenger...	11,959	
	B. William Hopkins.....	6,120	
	R. Lorne McTavish.....	3,343	
	Stewart Woods.....	333	
	Majority for Schwenger.....	5,839	
Hamilton-Wentworth.....	Thomas Baker McQuesten.....	11,559	
	Herbert Lansdowne Smye.....	6,009	
	Leslie Brown Couldrey.....	1,434	
	Majority for McQuesten.....	5,550	
Hastings, East.....	Harold Edward Welsh.....	7,052	
	F. Edward Brown.....	5,568	
	Majority for Welsh.....	1,484	

SUMMARY — *Continued*

Constituency	Candidates	Votes Polled	Remarks
Hastings, West	Richard Duke Arnott	9,923	
	James Albert Faulkner	8,604	
	Majority for Arnott	1,319	
Huron	James Ballantyne	7,042	
	Robert Hobbs Taylor	5,862	
	Alexander Moir	942	
	Majority for Ballantyne	1,180	
Huron-Bruce	Charles Alexander Robertson	8,587	
	William Henry Logan	4,780	
	Henry T. Thompson	470	
	Thomas John McLean	222	
	Majority for Robertson	3,807	
Kenora	Peter Heenan	6,597	
	John Fee	4,533	
	Majority for Heenan	2,064	
Kent, East	Douglas Munro Campbell	8,250	
	John Dufferin Brien	3,297	
	Majority for Campbell	4,953	
Kent, West	Arthur St. Clair Gordon	10,991	
	Arthur W. Sanderson	3,151	
	Majority for Gordon	7,840	
Kingston	Thomas Ashmore Kidd	8,014	
	William Young Mills	7,827	
	Majority for Kidd	187	
Lambton, East	William Duncan McVicar	8,598	
	Duncan James Matheson	4,928	
	Majority for McVicar	3,670	

SUMMARY — *Continued*

Constituency	Candidates	Votes Polled	Remarks
Lambton, West	William Guthrie	8,341	
	John A. Huey	5,271	
	Majority for Guthrie	3,070	
Lanark	George H. Doucett	9,103	
	Donald C. Smith	7,641	
	Majority for Doucett	1,462	
Leeds	Walter Bain Reynolds	10,339	
	George Taylor Fulford	9,603	
	Majority for Reynolds	736	
Lincoln	Archibald J. Haines	12,547	
	William J. Chapman	11,401	
	Allen Schroeder	1,975	
	Majority for Haines	1,146	
London	Archibald Stuart Duncan	16,144	
	W. A. Townshend	10,857	
	Charles Goddard	2,124	
	Harold Rowbottom	129	
	Majority for Duncan	5,287	
Middlesex, North	John W. Freeborn	8,476	
	Frederick V. Laughton	5,675	
	Majority for Freeborn	2,801	
Middlesex, South	Charles M. Macfie	8,370	
	Alex. D. McRae	4,081	
	Majority for Macfie	4,289	
Muskoka-Ontario	J. Frank Kelly	9,720	
	Mason Horner	8,939	
	Majority for Kelly	781	

SUMMARY — *Continued*

Constituency	Candidates	Votes Polled	Remarks
Niagara Falls.....	William L. Houck.....	10,225	
	William G. Willson.....	5,140	
	Simeon Corfield.....	857	
	Thomas C. Daly.....	710	
	Majority for Houck.....	5,085	
Nipissing.....	Joseph Elie Cholette.....	8,669	
	Robert Rowe.....	6,529	
	Cyril Peter Smith.....	2,121	
	Harold Beresford Gibbs.....	209	
	Majority for Cholette.....	2,140	
Northumberland.....	Harold Norman Carr.....	8,873	
	Roy Willmott.....	8,248	
	Majority for Carr.....	625	
Ontario.....	Gordon D. Conant.....	9,834	
	Grant L. Bird.....	7,775	
	Finley M. Dafoe.....	4,598	
	E. G. Forest.....	79	
	Majority for Conant.....	2,059	
Ottawa, East.....	M. Paul Leduc.....	16,920	
	M. Nelson J. Lacasse.....	3,786	
	M. Alexandre Denomme.....	538	
	Majority for Leduc.....	13,131	
Ottawa, South.....	George Harrison Dunbar.....	17,443	
	John Harold Putman.....	16,550	
	Harry Binder.....	408	
	Peter T. Leckie.....	276	
	James Carruth Sidey.....	69	
	Majority for Dunbar.....	893	
Oxford.....	Patrick Michael Dewan.....	11,812	
	Thomas Roy Dent.....	9,100	
	William McNabb MacArthur.....	1,029	
	Majority for Dewan.....	2,712	

SUMMARY — *Continued*

Constituency	Candidates	Votes Polled	Remarks
Parry Sound	Milton Taylor Armstrong	6,168	
	William Herbert Jackson	5,369	
	Majority for Armstrong	799	
Peel	Thomas Laird Kennedy	8,228	
	Duncan Marshall	7,949	
	Russell Pawley	657	
	Majority for Kennedy	279	
Perth	William Angus Dickson	15,547	
	Thomas E. Henry	10,450	
	Majority for Dickson	5,097	
Peterborough	Alexander Leslie Elliott	10,603	
	Thomas Percival Lancaster	9,501	
	William Stanley Johnson	1,849	
	Majority for Elliott	1,102	
Port Arthur	Charles W. Cox	8,006	
	George Wardrope	4,940	
	John McKeivitt	1,263	
	Majority for Cox	3,066	
Prescott	Aurelien Belanger	6,357	
	Louis Mathias Auger	4,569	
	Louis P. Beaudoin	865	
	Majority for Belanger	1,788	
Prince Edward-Lennox	James deCongalton Hepburn	7,470	
	Thomas Gilmore Bowerman	7,268	
	Majority for Hepburn	202	
Rainy River	Randolph George Croome	3,460	
	William David Douglas	2,142	
	Bert Forsberg	1,256	
	Majority for Croome	1,318	

SUMMARY—Continued

Constituency	Candidates	Votes Polled	Remarks
Renfrew, North.....	John Courtland Bradley..... Ira Delbert Cotnam..... Majority for Bradley.....	6,219 5,937 282	
Renfrew, South.....	Thomas Patrick Murray..... John Henry Finlay..... John Stephen McCann..... Majority for Murray.....	5,887 4,797 1,769 1,090	
Russell.....	Romeo Begin..... Joseph Cyr..... Phillip B. Proudfoot..... Majority for Begin.....	6,481 3,066 1,504 3,415	
Stormont.....	Fergus Beck Brownridge..... Howard O. Hessel..... Majority for Brownridge.....	10,409 5,771 4,638	
Sault Ste. Marie.....	Richard M. McMeekin..... James Lyons..... Herman J. Lefave..... Majority for McMeekin.....	7,134 6,488 798 646	
Simcoe, Centre.....	Leonard J. Simpson..... William Earl Rowe..... Majority for Simpson.....	8,375 7,081 1,294	
Simcoe, East.....	William Finlayson..... Garret Edward Tanner..... Majority for Finlayson.....	7,606 7,503 103	
Sudbury.....	James M. Cooper..... James Newburn..... George W. Anderson..... J. F. F. Lemieux..... Majority for Cooper.....	12,850 7,380 2,236 650 5,470	

SUMMARY — *Continued*

Constituency	Candidates	Votes Polled	Remarks
Temiskaming.....	William G. Nixon.....	5,966	
	Thomas Magladery.....	5,756	
	Frank Lendrum.....	1,053	
	Majority for Nixon.....	210	
Victoria.....	Leslie M. Frost.....	9,372	
	William Newman.....	9,033	
	Majority for Frost.....	339	
Waterloo, North.....	J. Albert Smith.....	13,466	
	Alfred Mustin.....	4,164	
	Oscar W. Thompson.....	3,322	
	John Walter.....	493	
	Richard Sibeon.....	53	
	Majority for Smith.....	9,302	
Waterloo, South.....	Norman O. Hipel.....	9,064	
	F. Stewart Scott.....	5,697	
	John Mitchell.....	2,140	
	Majority for Hipel.....	3,367	
Welland.....	Edward James Anderson.....	9,994	
	Marshall Vaughan.....	7,048	
	John Cumming.....	1,542	
	Majority for Anderson.....	2,946	
Wellington, North.....	Ross A. McEwing.....	8,704	
	James W. McQuibban.....	7,068	
	Majority for McEwing.....	1,636	
Wellington, South.....	James H. King.....	8,897	
	George Alexander Drew.....	6,806	
	John H. Moon.....	566	
	Majority for King.....	2,091	

SUMMARY — *Continued*

Constituency	Candidates	Votes Polled	Remarks
Wentworth.....	George H. Bethune..... John H. Carscallen . . . James Gilmore Gibson..... William Graves.....	10,068 5,720 2,480 348	
	Majority for Bethune.....	4,348	
Windsor-Walkerville.....	David A. Croll..... Raymond D. Morand..... W. Ernest Atkinson.....	10,090 6,033 1,269	
	Majority for Croll.....	4,057	
Windsor-Sandwich.....	James Howard Clark..... Oscar E. Fleming..... Roscoe Sherman Rodd..... Sydney I. McDonald.....	9,155 3,461 2,063 138	
	Majority for Clark.....	5,694	
York, East.....	George Stewart Henry..... H. J. W. McConnell..... Arthur H. Williams..... James F. R. Dempster.....	11,260 11,051 6,008 235	
	Majority for Henry.....	209	
York, North.....	Morgan Baker..... Addison A. MacKenzie..... Kenneth Ross..... Stanley Cleverley.....	10,867 8,187 1,058 350	
	Majority for Baker.....	2,680	
York, South.....	Leopold Macaulay..... Daniel Webster Lang..... Luke Teskey..... William J. Hughes..... Paul Debragh.....	10,348 9,444 6,985 273 37	
	Majority for Macaulay.....	904	
York, West.....	William James Gardhouse..... Wesley Marsh Magwood..... Archibald Henry Woods..... George Watson..... George Thomson.....	11,607 10,407 2,622 1,307 101	
	Majority for Gardhouse.....	1,200	

SUMMARY — *Continued*

Constituency	Candidates	Votes Polled	Remarks
Beaches.....	Thomas A. Murphy.....	7,915	
	Ernest Bray.....	7,190	
	Stanley Elliott.....	3,611	
	Majority for Murphy.....	725	
Bellwoods.....	Arthur Wentworth Roebuck....	11,772	
	John Noble.....	5,060	
	Carl Neilson.....	298	
	Majority for Roebuck.....	6,712	
Bracondale.....	Lionel Conacher.....	7,558	Recount.
	Russell Nesbitt.....	7,529	
	Murray Cotterill.....	1,997	
	Majority for Conacher.....	29	
Dovercourt.....	William Duckworth.....	10,396	
	Robert R. Leslie.....	8,393	
	John Kelly.....	2,668	
	John Berry.....	284	
	Robert Harding.....	153	
	Majority for Duckworth.....	2,003	
Eglinton.....	Harold James Kirby.....	14,809	
	Leslie E. Blackwell.....	13,705	
	T. Leslie Teeter.....	1,861	
	Majority for Kirby.....	1,104	
High Park.....	William Alexander Baird.....	9,443	
	Burton A. Ritchie.....	7,291	
	Carroll Langford Coburn.....	3,380	
	Majority for Baird.....	2,152	
Parkdale.....	Frederick George McBrien.....	10,583	
	Aubrey A. Bond.....	10,456	
	George R. Harvey.....	2,802	
	Majority for McBrien.....	127	

SUMMARY — *Continued*

Constituency	Candidates	Votes Polled	Remarks
Riverdale	William Arthur Summerville Robert A. Allen John W. Buckley Edward Farrell	11,082 8,321 4,477 94	
	Majority for Summerville	2,761	
St. Andrew	John J. Glass Joseph B. Salsberg Nathan Phillips Harry Simon	6,434 6,283 3,888 878	
	Majority for Glass	151	
St. David	Allan A. Lamport Wilfrid Heighington William Dennison Henry Glendenning William Campbell	7,703 6,864 2,315 850 107	
	Majority for Lamport	839	
St. George	Ian T. Strachan C. Alfred Maguire Jean Laing	10,071 8,657 1,490	
	Majority for Strachan	1,414	
St. Patrick	F. Fraser Hunter A. Kelso Roberts Felis Lazarus G. N. Saunders	6,161 5,489 947 119	
	Majority for Hunter	672	
Woodbine	Goldwin Corlett Elgie Ferd Sturgeon Bertram E. Leavens	9,756 7,425 5,152	
	Majority for Elgie	2,331	

C. F. BULMER,
The Clerk of the Crown in Chancery.

RETURN from the Records of the GENERAL ELECTION to the Legislative Assembly, 1937

Electoral District.	Numbers of Polling Places.	Names of Candidates and Number of Votes Pollcd for each.		Voters at each Polling Place.			Ballot Papers sent out and how disposed of in each Polling Place.						
		Black	Campbell	Total Number of Votes Pollcd.	Number of Votes remaining Unpollcd.	Number of names on the Polling Lists.	Number of Ballot Papers sent out to each Polling Place.	Used Ballot Papers.	Unused Ballot Papers.	Rejected Ballot Papers.	Cancelled Ballot Papers.	Declined Ballot Papers.	Ballot Papers taken from Polling Places.
Addington	BARRIE Tp.												
	East Cloyne.....	79	41	120	6	126	150	120	27	3	1	2	
	Harlowe.....	50	62	112	13	125	150	112	35	1	1	2	
BEDFORD Tp.	Fermoy.....	104	145	249	63	312	350	249	97	4	1	1	
	Bradshaw's School.....	68	45	113	26	139	150	113	35	1	1	1	
	Bedford Mills.....	49	16	65	19	84	100	65	33	2	2	1	
	Glendower.....	13	146	159	32	191	200	159	41	1	1	1	
CAMDEN Tp.	Strathcona.....	107	72	179	30	209	250	179	70	1	1	1	
	Camden East.....	117	71	188	40	228	300	188	112	1	1	1	
	Yarker.....	93	98	191	25	216	300	191	108	1	1	1	
	Colebrooke.....	97	27	124	26	150	200	124	72	4	3	3	
	Moscow.....	98	78	176	30	206	250	176	71	1	1	1	
	East Enterprise.....	50	140	190	40	230	300	190	108	2	2	2	
	West Enterprise.....	158	74	232	59	291	350	232	111	5	1	2	
	Croyden.....	117	70	187	16	203	250	187	60	2	1	1	
	Hinch.....	87	46	133	16	166	250	133	116	1	1	1	
	Milsap.....	49	36	85	16	101	150	85	61	3	1	1	
	Centreville.....	89	77	166	13	179	250	166	83	1	1	1	
CLARENDON & MILLER Tp.	Plevna.....	67	82	149	26	175	200	149	51	1	1	1	
	Ardloch.....	62	89	151	31	182	200	151	48	1	1	1	
	Wensley.....	20	6	26	9	35	50	26	24	1	1	1	

SAMUEL JAMESON,
Returning Officer.

RETURN from the Records of the GENERAL ELECTION to the Legislative Assembly, 1937—Continued.

Electoral District.	Numbers of Polling Places.	Names of Candidates and Number of Votes Polled for each.	Voters at each Polling Place.		Ballot Papers sent out and how disposed of in each Polling Place.														
			Total Number of Votes Polled.	Number of Votes remaining Unpolled.	Number of names on the Polling Lists.	Number of Ballot Papers sent out to each Polling Place.	Used Ballot Papers.	Unused Ballot Papers.	Rejected Ballot Papers.	Cancelled Ballot Papers.	Declined Ballot Papers.	Ballot Papers taken from Polling Places.							
Addington—Con...	NEWBURGH VILLAGE.																		
	Newburgh.....	No. 1	Black 148	Campbell 103	251	47	298	350	251	99									
	OLDEN Tp.																		
	Mountain Grove. A to L	No. 1	193	100	293	40	333	350	293	54	3								
	Mountain Grove. M to Z	" 1 A	122	60	182	39	221	300	182	116	2								
	OSO Tp.																		
	Sharbot Lake. A to L	No. 1	200	75	275	45	320	350	275	72	2	1							
	Clarendon.....	" 2	47	51	98	10	108	150	98	52									
	Sharbot Lake. M to Z	" 3	109	68	177	34	211	250	177	71		2							
	Crow Lake.....	" 4	22	35	57	5	62	100	57	42	1								
	PALMERSTON, NORTH & SOUTH																		
	CANONTO Tp.																		
	Mississippi.....	No. 1	61	75	136	17	153	200	136	64									
	Donaldson.....	" 2	46	16	62	14	76	100	62	37	1								
	Ompah.....	" 3	27	59	66	10	96	150	86	60	3	1							
	Canonto.....	" 4	11	37	48	12	60	100	48	52									
	PORTLAND Tp.																		
	Murvale.....	No. 1	79	69	148	24	172	200	148	52									
	Harrowsmith. A to L	" 2	109	58	167	31	198	250	167	82	1								
Harrowsmith. M to Z	" 2 A	80	49	129	53	182	250	129	121										
Hartington.....	" 3	115	76	191	41	232	300	191	109										
Petworth.....	" 4	63	36	99	30	129	150	99	50	1									
Verona.....	" 5	122	96	218	55	273	300	218	82										
Verona.....	" 5 A	58	120	178	57	235	300	178	120	2									
Bellrock.....	" 6	26	115	141	19	160	200	141	58	1									

RETURN from the Records of the GENERAL ELECTION to the Legislative Assembly, 1937—Continued.

Electoral District.	Numbers of Polling Places.	Names of Candidates and Number of Votes Polled for each.			Voters at each Polling Place.		Ballot Papers sent out and how disposed of in each Polling Place.							
		Wilfred Lynn Miller	Theo Nadeau	John Morrow Robb	Total Number of Votes Polled.	Number of Votes remaining Unpolled.	Number of names on the Polling Lists.	Number of Ballot Papers sent out to each Polling Place.	Used Ballot Papers.	Unused Ballot Papers.	Rejected Ballot Papers.	Cancelled Ballot Papers.	Declined Ballot Papers.	Ballot Papers taken from Polling Places.
Algoma-Manitoulin	No. 13	61	2	68	131	39	170	200	131	69
—Con.....	" 14	30	1	36	67	7	74	100	68	32	1
	" 15	24	1	39	64	7	71	100	64	36
	" 15 A	43	0	2	45	8	53	75	45	30
	" 16	48	1	52	101	18	119	150	104	46	1	1
	" 17	138	0	78	216	44	260	300	217	83	1
	" 18	138	1	90	229	88	317	350	231	119	2
	" 19	32	2	19	53	22	75	100	53	47
	" 20	51	0	24	75	20	95	125	75	50
	" 21	108	2	107	217	33	251	275	217	58
	" 22	23	0	41	64	19	83	125	64	61
	" 23	134	1	170	305	84	389	425	307	118	2
	" 24	66	1	47	114	47	161	200	117	83	1	2
	" 25	36	1	44	81	3	84	125	81	44
	" 26	11	0	6	17	13	30	50	17	33
	" 27	88	0	23	111	25	136	175	112	63	1
	" 28	111	0	53	164	41	205	250	164	86
	" 29	60	0	35	95	20	115	150	95	55
	" 30	51	0	29	80	20	100	125	80	45
	" 31	49	0	30	79	41	120	150	79	71
	" 32	111	1	71	183	67	250	300	183	117
	" 33	115	2	15	132	78	210	250	132	118
	" 34	8	0	26	34	4	38	75	34	41
	" 35	13	0	3	16	20	36	75	16	59

F. A. CLEMENT,
Returning Officer.

36	53	4	75	132	31	163	200	135	65	1	1
37	54	15	147	216	79	295	350	220	130	1	1
38	57	20	152	229	85	314	350	234	116	5	3
39	56	23	136	215	90	305	350	219	131	4	3
40	59	7	124	190	240	275	275	196	79	6	1
41	59	31	35	125	75	200	250	135	115	10	1
42	48	5	55	108	32	140	175	109	66	1	1
43	17	1	1	19	5	21	50	19	31	1	1
44	3	0	10	13	1	14	25	13	12	1	1
45	27	65	48	140	75	215	250	146	104	6	1
46	21	4	21	46	20	66	100	46	54	1	1
47	13	0	3	16	10	26	50	16	34	1	1
48	22	2	5	29	13	42	75	30	45	1	1
49	81	2	100	183	83	266	300	190	110	6	1
50	34	1	78	113	42	155	175	115	60	2	1
51	20	0	39	59	41	98	125	62	63	2	1
52	135	1	178	314	156	470	500	318	182	4	1
53	119	3	188	310	127	437	475	314	161	3	1
54	18	1	30	49	3	52	75	49	26	1	1
55	61	2	101	164	15	179	200	164	36	1	1
56	116	5	158	279	40	319	350	164	36	1	1
57	21	4	21	49	7	56	75	49	26	1	1
58	64	2	34	100	11	111	150	102	48	1	1
59	16	2	14	32	15	47	75	32	43	1	1
60	62	2	87	194	60	251	275	202	73	1	1
61	105	2	95	260	77	337	375	260	115	8	1
62	161	4	87	260	77	337	375	260	115	8	1
63	135	0	98	233	56	289	325	236	89	3	1
64	175	2	66	243	91	337	375	244	131	3	1
65	160	3	67	230	91	321	350	233	117	3	1
66	68	0	99	188	91	282	325	189	136	1	1
67	57	0	58	115	36	151	175	115	60	1	1
68	14	0	0	14	1	15	25	14	11	1	1
69	70	0	39	51	7	58	75	51	24	1	1
70	12	0	38	64	10	74	100	64	36	1	1
71	26	0	38	74	10	74	100	64	36	1	1
72	16	1	41	58	7	65	100	58	42	1	1
73	40	0	82	122	17	139	175	122	53	1	1
74	34	2	53	89	11	100	125	90	35	1	1
75	15	0	36	51	18	69	100	51	49	1	1
76	16	0	20	36	27	63	100	36	64	1	1
77	46	1	61	111	33	144	175	111	61	1	1
78	20	0	42	62	13	75	100	62	38	1	1
79	80	6	76	293	98	391	425	295	130	2	1
80	211	4	97	255	81	336	375	256	119	1	1
81	154	1	73	225	88	313	350	231	119	5	1
82	151	1	91	227	85	312	350	233	117	6	1
83	132	4	91	227	85	312	350	233	117	6	1

RETURN from the Records of the GENERAL ELECTION to the Legislative Assembly, 1937—Continued.

Electoral District.	Numbers of Polling Places.	Names of Candidates and Number of Votes Polled for each.			Voters at each Polling Place.		Ballot Papers sent out and how disposed of in each Polling Place.							
		Wilfred Lynn Miller	Theo Nadeau	John Morrow Robb	Total Number of Votes Polled.	Number of Votes remaining Unpollcd.	Number of names on the Polling Lists.	Number of Ballot Papers sent out to each Polling Place.	Used Ballot Papers.	Unused Ballot Papers.	Rejected Ballot Papers.	Cancelled Ballot Papers.	Declined Ballot Papers.	Ballot Papers taken from Polling Places.
Algoma-Manitoulin —Con.	No. 84	35	4	71	110	45	155	175	111	64	1			
	" 85	94	0	15	109	31	140	175	109	66				
	" 86	21	0	4	25	8	33	50	26	24			1	
	" 87	45	1	21	67	22	89	125	67	58				
	" 88	105	2	79	186	90	276	300	189	111	3			
	" 89	145	0	84	229	75	304	325	232	93	2	1		
	" 90	67	0	117	184	53	237	275	184	91				
	" 91	7	0	15	22	5	27	50	22	28				
	" 92	49	0	35	84	11	95	125	84	41				
	" 93	20	0	17	37	9	46	75	37	38				
	" 94	32	1	26	59	9	68	100	59	41				
	" 95	31	0	49	80	37	117	150	80	70				
	" 96	112	5	147	264	99	363	400	264	136				
	" 97	49	1	71	120	64	184	225	123	102	1	2		
	" 98	43	7	71	121	56	177	200	121	79				
	" 98-A	43	2	64	109	58	167	200	111	89	2			
	" 99	134	4	171	309	127	434	475	311	164				
" 100	22	6	49	77	39	116	150	77	73					
" 102	93	2	71	166	37	203	225	168	57					
" 103	53	0	46	99	25	124	150	102	48	1	2			
" 104	49	0	70	121	30	151	175	121	54					
" 105	51	1	40	92	28	120	150	92	58					
" 106	30	0	24	54	7	61	75	54	21					
" 107	16	1	28	45	8	53	75	45	30					

108	25	0	17	15	42	57	75	42	33
109	13	0	19	16	32	48	75	33	42
110	8	0	19	27	27	51	75	27	48
111	9	1	12	22	22	33	50	22	28
112	51	1	52	104	32	136	175	104	71
113	10	0	10	20	4	24	50	20	30
115	28	2	25	55	63	118	150	56	94
116	32	2	9	43	34	77	100	45	55
117	37	1	6	44	32	76	100	45	55
118	36	0	5	41	38	79	100	41	59
119	36	1	5	42	24	66	100	42	58
120	0	0	3	3	3	5	25	3	22
121	9	0	9	18	16	34	50	18	32
Totals	7,092	313	6,516	13,921	4,950	18,871	22,400	14,080	8,320
Majority for Miller	576								

Total number of printed ballots not distributed to D.R.O's: 0. Total number of ballot papers printed: 22,400.

Brant	H. C. Nixon		J. A. Walker		Total	
	No.	Ballots	No.	Ballots	No.	Ballots
TOWN OF PARIS.						
A to L	212	120	72	404	284	450
M to Z	134	147	63	344	197	400
Total	346	267	135	748	481	850
OSONDAGO.						
A to L	80	56	56	192	136	250
M to Z	73	38	52	163	125	200
Total	153	94	108	355	261	450
WINDHAM.						
A to L	107	83	26	216	133	250
M to Z	100	109	45	254	145	300
Total	207	192	71	470	278	550

JAS. L. MCCORMACK, Returning Officer.

RETURN from the Records of the GENERAL ELECTION to the Legislative Assembly, 1937—Continued.

Electoral District.	Numbers of Polling Places.	Names of Candidates and Number of Votes Polled for each.		Voters at each Polling Place.			Ballot Papers sent out and how disposed of in each Polling Place.					
		H. C. Nixon	J. A. Walker	Total Number of Votes Polled.	Number of Votes remaining Unpolled.	Number of names on the Polling Lists.	Number of Ballot Papers sent out to each Polling Place.	Used Ballot Papers.	Unused Ballot Papers.	Rejected Ballot Papers.	Canceled Ballot Papers.	Declined Ballot Papers.
Brant—Con.....	No. 6	132	22	154	57	211	250	154	92	3	1	1
	" 7	126	56	182	164	346	400	182	217	1		
	" 8	132	9	141	45	186	250	141	109			
WATERFORD.	" 1	144	63	207	116	323	350	207	142	1		
	" 2	128	35	163	77	240	300	163	137			
	" 2	126	46	172	82	254	300	172	125		3	
SOUTH DUMFRIES.	No. 1	108	32	140	59	199	250	140	110			
	" 2	160	23	183	71	254	300	183	116	1		
	" 3	150	14	164	65	229	300	164	133	2	1	
	" 4	126	31	157	53	210	250	157	93			
	" 5	150	36	186	63	249	300	186	112			
	" 5	137	29	166	34	200	300	166	133	1		
	" 6	195	17	212	76	288	350	212	135	3		
	" 7	77	18	95	24	119	150	95	55			
OAKLAND.	No. 1	112	47	159	79	238	300	159	141			
	" 2	148	27	175	120	295	350	175	172	1	2	
TUSCARORA.	No. 1	69	20	89	115	204	250	89	158	3		
BLENHEIM.	No. 1	138	62	200	165	365	400	200	200			
	" 2	94	32	126	123	249	300	126	173	1		
	" 3	94	34	128	110	238	300	128	171	1		
	" 4	91	26	117	58	175	200	117	83			
	" 5	125	55	180	175	355	400	180	220			

		129	12	141	47	188	250	141	109			
	"	131	11	142	50	192	250	142	107			
	"	204	43	247	122	369	400	247	149			
	"	94	43	137	71	208	250	137	117			
TOWNSEND.												
	No.	119	38	157	146	303	350	157	190			
	"	200	27	227	124	351	400	227	172		1	
	"	105	22	127	117	244	300	127	172		1	
	"	4	34	189	125	314	350	189	158		3	
	"	5	18	129	173	202	250	129	117		4	
	"	6	40	188	90	278	300	188	108		3	
	"	7	36	223	156	379	450	223	226		1	
	"	112	37	149	130	279	300	149	150		1	
	"	128	17	145	74	219	250	145	103		2	
BURFORD.												
	"	125	29	154	115	269	300	154	145		1	
	"	150	56	206	106	312	350	206	141		2	
	"	202	59	261	101	362	400	261	138		1	
	"	142	41	183	83	266	300	183	116		1	
	"	150	29	179	106	285	350	179	168		2	
	"	172	11	183	80	263	300	183	117		1	
	"	135	25	160	74	234	300	160	139		1	
	"	71	34	105	96	201	250	105	128		17	
	"	98	48	146	97	243	300	146	153		1	
BRANTFORD TP.												
	No.	116	21	137	128	265	300	137	163			
	A to L	107	54	161	84	245	300	161	138		1	
	M to Z	100	44	144	69	213	300	144	155		1	
	A to L	92	68	160	140	300	350	160	189		1	
	M to Z	80	65	145	96	241	350	145	205			
	"	157	41	198	126	324	400	198	202			
	"	37	29	66	81	147	200	66	133		1	
	A to L	107	55	162	152	314	350	162	188			
	M to Z	67	49	116	170	286	350	116	232		1	
	"	162	69	231	151	382	450	231	219			
	"	32	3	86	51	86	150	35	115			
	"	116	46	162	70	232	300	162	138			
Totals		9,115	3,050	12,165	7,169	19,334	23,200	12,165	10,920	88	10	17
Majority for Nixon		6,065										

Total number of printed ballots not distributed to D.R.O's: 1,000. Total number of ballot papers printed: 24,200.

RETURN from the Records of the GENERAL ELECTION to the Legislative Assembly, 1937—Continued.

Electoral District.	Numbers of Polling Places.	Names of Candidates and Number of Votes Polled for each.		Voters at each Polling Place.			Ballot Papers sent out and how disposed of in each Polling Place.							
		Lear	MacBride	McFadden	Total Number of Votes Polled.	Number of Votes remaining Unpolled.	Number of names on the Polling Lists.	Number of Ballot Papers sent out to each Polling Place.	Used Ballot Papers.	Unused Ballot Papers.	Rejected Ballot Papers.	Cancelled Ballot Papers.	Declined Ballot Papers.	Ballot Papers taken from Polling Places.
Brantford	Ward 1	15	123	86	224	109	333	350	229	121	4	1		
	"	21	80	97	198	72	270	300	198	102				
	"	8	61	87	156	49	205	250	156	94				
	"	12	46	70	128	60	188	250	130	120	2			
	"	3	77	91	171	53	224	250	171	79				
	"	40	130	57	227	66	293	325	230	95	3			
	"	15	104	30	149	56	205	250	150	100	1			
	"	18	92	105	215	100	315	350	215	135				
	"	1	113	113	220	85	305	425	225	204	1			
	"	22	85	113	220	77	244	250	169	81	2			
	"	20	97	50	167	77	244	250	169	81	2			
	"	9	78	50	137	54	191	225	138	87	1			
	"	21	107	67	195	32	227	300	195	105				
	"	22	90	59	171	92	263	275	172	103				
	"	1	132	64	219	64	283	325	221	104	1			
	"	23	94	48	162	162	60	222	250	164	86	2		
	"	20	94	48	162	144	87	231	250	145	105	1		
	Ward 2	12	89	43	144	144	87	231	250	145	105	1		
	"	6	94	77	177	177	50	227	275	178	97			
	"	2	67	105	178	178	65	243	275	179	96	1		
	"	3	100	69	183	183	66	249	300	184	116			
	"	12	74	61	147	147	52	199	250	148	102	1		
	"	13	108	61	182	182	64	246	275	184	91	2		
	"	16	114	57	187	187	67	254	325	190	135			3
	"	2	163	69	247	247	68	315	375	255	120	8		
	"	5	143	71	230	230	43	273	300	231	69	1		
	"	2	124	48	194	194	53	247	275	199	76	4	1	
	"	2	113	35	162	162	44	206	250	164	86	1	1	
	"	2	109	74	212	212	79	291	375	215	160	3		

WILLIAM T. COOKE,
Returning Officer.

"	2	"	M to Z	7	29	80	68	177	79	256	300	179	121	1	1	1	1	1	1
"	2	"	A to L	8	48	87	61	196	72	268	300	201	99	4	1	1	1	1	1
"	2	"	M to Z	8	19	100	47	166	55	221	250	167	83	1	1	1	1	1	1
"	2	"	A to L	9	26	82	61	169	55	224	275	169	106	1	1	1	1	1	1
"	2	"	M to Z	9	17	88	74	179	67	246	300	182	118	1	1	1	1	1	1
Ward 3	8	"	M to Z	1	8	87	25	120	56	176	200	122	78	2	2	2	2	2	2
"	3	"	A to L	2	11	115	85	211	87	298	425	212	213	1	1	1	1	1	1
"	3	"	M to Z	2	2	91	70	163	65	228	300	163	137	1	1	1	1	1	1
"	3	"	A to L	3	16	91	87	194	82	276	350	199	151	4	1	1	1	1	1
"	3	"	M to Z	3	18	108	87	213	77	290	375	221	154	8	8	8	8	8	8
"	3	"	A to L	4	16	134	54	204	72	276	300	205	95	1	1	1	1	1	1
"	3	"	M to Z	4	20	124	45	189	69	258	350	194	156	5	5	5	5	5	5
"	3	"	A to L	5	22	110	56	188	84	272	350	188	162	1	1	1	1	1	1
"	3	"	M to Z	5	7	83	53	143	90	193	225	145	80	1	1	1	1	1	1
"	3	"	A to L	6	33	112	109	254	90	344	400	254	146	2	2	2	2	2	2
"	3	"	M to Z	6	28	105	77	210	84	294	350	212	138	2	2	2	2	2	2
"	3	"	A to L	7	20	106	50	176	66	242	350	178	172	2	2	2	2	2	2
"	3	"	M to Z	7	16	118	44	178	74	252	325	180	145	2	2	2	2	2	2
"	3	"	A to L	8	34	157	45	236	131	367	425	239	186	2	2	2	2	2	2
"	3	"	M to Z	8	34	140	61	235	130	365	500	242	258	6	6	6	6	6	6
Ward 4	14	"	A to L	1	14	94	42	150	81	231	300	150	150	1	1	1	1	1	1
"	4	"	M to Z	1	19	75	54	148	49	197	250	149	101	1	1	1	1	1	1
"	4	"	A to L	2	21	153	107	281	103	384	450	283	167	2	2	2	2	2	2
"	4	"	M to Z	2	10	97	67	174	64	238	300	175	125	1	1	1	1	1	1
"	4	"	A to L	3	6	70	53	129	74	203	275	131	144	1	1	1	1	1	1
"	4	"	M to Z	3	11	151	113	275	105	380	425	278	147	3	3	3	3	3	3
"	4	"	A to L	4	15	129	124	268	105	373	400	270	130	1	1	1	1	1	1
"	4	"	M to Z	4	16	90	79	185	61	246	350	187	163	2	2	2	2	2	2
"	4	"	A to L	5	17	88	82	187	62	249	300	187	113	2	2	2	2	2	2
"	4	"	M to Z	5	17	73	89	171	82	253	325	175	150	4	4	4	4	4	4
"	4	"	A to L	6	14	140	72	160	61	221	300	160	140	1	1	1	1	1	1
"	4	"	M to Z	6	24	156	101	281	100	381	500	282	218	1	1	1	1	1	1
"	4	"	A to L	7	25	101	59	185	81	266	350	185	165	1	1	1	1	1	1
"	4	"	M to Z	7	18	94	48	160	48	208	250	162	88	2	2	2	2	2	2
Ward 5	13	"	A to L	1	13	89	70	172	46	218	250	175	75	3	3	3	3	3	3
"	5	"	M to Z	1	5	63	59	127	57	184	200	175	75	3	3	3	3	3	3
"	5	"	A to L	2	20	96	88	204	111	315	375	208	167	4	4	4	4	4	4
"	5	"	M to Z	2	13	79	73	165	91	256	300	166	134	1	1	1	1	1	1
"	5	"	A to L	3	30	140	98	268	123	391	425	269	156	1	1	1	1	1	1
"	5	"	M to Z	3	37	60	71	168	38	206	275	169	106	1	1	1	1	1	1
"	5	"	A to L	4	25	61	54	140	70	210	300	141	159	1	1	1	1	1	1
"	5	"	M to Z	4	17	103	103	223	97	320	400	226	174	3	3	3	3	3	3
"	5	"	A to L	5	66	107	101	274	120	394	450	278	172	4	4	4	4	4	4
"	5	"	M to Z	5	25	70	70	165	64	229	250	167	83	2	2	2	2	2	2
"	5	"	A to L	6	7	71	30	127	47	171	200	128	72	1	1	1	1	1	1
"	5	"	M to Z	6	23	71	30	127	47	171	200	128	72	1	1	1	1	1	1

RETURN from the Records of the GENERAL ELECTION to the Legislative Assembly, 1937—Continued.

Electoral District.	Numbers of Polling Places.	Names of Candidates and Number of Votes Polled for each.			Voters at each Polling Place.			Ballot Papers sent out and how disposed of in each Polling Place.						
		Lear	MacBride	McFadden	Total Number of Votes Polled.	Number of Votes remaining Unpoll'd.	Number of names on the Polling Lists.	Number of Ballot Papers sent out to each Polling Place.	Used Ballot Papers.	Unused Ballot Papers.	Rejected Ballot Papers.	Cancelled Ballot Papers.	Declined Ballot Papers.	Ballot Papers taken from Polling Places.
Brantford—Con.	Ward 5.....A to L, No. 8 " 5.....M to Z " 8	33 37	105 72	70 39	208 148	79 49	287 197	350 250	208 149	142 101	22 1			
	Township..... " 1 " " " 2 " " " 3 " " " 4 " " " 5 " " " 6 " " " 7	8 3 7 4 2 3 22 3	117 64 87 91 94 87 136 42	33 23 52 70 55 25 86 29	158 146 165 151 115 244 74	98 100 91 79 70 81 58	256 246 256 230 185 325 132	300 200 275 250 225 350 175	159 149 168 151 116 247 74	141 110 151 107 99 109 103 101	1 2 1 1 2 1 2 1			
	Totals.....	1,483	8,094	5,492	15,069	6,025	21,094	25,625	15,288	10,337	137	21	12	
	Majority for MacBride.....		2,602											

Total number of printed ballots not distributed to D.R.O's: 1,375. Total number of ballot papers printed: 27,000.

	Robinson	Sinclair
Bruce.....	48 124 49 32 39 17	31 78 43 13 30 24
St. Edmunds Tp.....No. 1		
" " " " " 2		
Lindsay Tp..... " 1		
" " " " " 2		
" " " " " 3		
" " " " " 4		

Eastnor, Tp.	No. 1	55	71	126	41	167	200	126	74
"	" 2	52	60	112	60	172	200	112	88
"	" 3	39	18	98	29	100	200	57	43
"	" 4	53	45	98	70	168	200	98	102
"	" 5	18	50	68	10	88	100	68	32
Village of Lion's Head	" 1	99	104	203	101	304	350	204	146
Albermarle Tp.	" 1	23	24	47	6	53	75	47	28
"	" 2	63	59	122	36	158	175	122	53
"	" 3	29	90	119	31	150	175	120	55
"	" 4	39	34	73	23	96	125	73	52
"	" 5	33	42	75	17	92	125	76	49
Anabel Tp.	" 1	41	63	104	55	159	175	105	70
"	" 2	97	128	225	81	306	350	226	124
"	" 3	60	50	110	168	178	200	111	89
"	" 4	95	68	163	221	384	425	163	262
"	" 5	11	92	203	212	415	450	205	245
"	" 6	41	36	77	66	143	175	77	98
Town of Warton	" 1	108	60	168	37	225	250	170	80
"	" 2 A	85	82	167	73	240	275	167	108
"	" 2 B	35	39	74	26	100	175	81	94
"	" 3	131	127	258	38	296	325	258	67
"	" 4 A	97	93	190	46	236	275	191	84
"	" 4 B	44	47	91	11	102	125	91	34
Village of Hepworth	" 1	99	86	185	55	240	275	185	90
Arran Tp.	" 1	65	121	186	90	276	300	187	113
"	" 2	154	63	217	50	267	300	217	83
"	" 3	140	99	239	47	286	300	241	59
"	" 4	66	71	137	17	154	175	138	37
"	" 5	28	28	56	27	83	100	56	41
"	" 6	38	40	78	21	99	125	79	46
Village of Tara	" 1 A	90	104	194	42	236	275	196	79
"	" 2 B	53	51	104	35	139	175	104	71
Elderslie Tp.	" 1	50	154	204	67	271	300	204	96
"	" 2	46	88	134	67	204	225	136	89
"	" 3	94	108	202	33	289	325	203	122
"	" 4	55	117	172	63	235	275	172	102
Town of Chesley	" 1	99	118	217	73	290	325	218	107
"	" 2	104	128	232	93	325	375	233	142
"	" 3	78	110	188	163	351	400	190	210

MOIR HAY,
Returning Officer.

RETURN from the Records of the GENERAL ELECTION to the Legislative Assembly, 1937—Continued.

Electoral District.	Numbers of Polling Places.	Names of Candidates and Number of Votes Polled for each.		Voters at each Polling Place.			Ballot Papers sent out and how disposed of in each Polling Place.						
		Robinson	Sinclair	Total Number of Votes Polled.	Number of Votes remaining Unpollled.	Number of names on the Polling Lists.	Number of Ballot Papers sent out to each Polling Place.	Used Ballot Papers.	Unused Ballot Papers.	Rejected Ballot Papers.	Canceled Ballot Papers.	Declined Ballot Papers.	Ballot Papers taken from Polling Places.
Bruce—Con.	Town of Chesley—Con. No. 4	78	172	250	81	331	375	251	124	1			
	Brant Tp. " 1	52	116	168	111	279	325	168	157				
	" " " " " 2	31	85	116	80	196	225	117	108		1		
	" " " " " 3	49	143	192	106	298	350	192	158				
	" " " " " 4	66	88	154	78	232	275	154	121				
	" " " " " 5	65	48	113	88	201	225	114	111	1			
	" " " " " 6	26	73	99	44	143	175	100	75	1			
	" " " " " 7	17	123	140	80	220	280	141	109	1			
	" " " " " 8	33	118	151	87	238	275	151	124	1			
	" " " " " 9	17	64	81	47	128	150	81	69				
	Town of Walkerton. " 1	93	148	241	79	320	350	244	106	3			
	" " " " " 2 A	52	88	140	41	181	225	143	82	3			
	" " " " " 2 B	41	81	122	61	183	200	122	78				
	" " " " " 3	107	148	255	56	311	350	257	93	1	1		
	" " " " " 4 A	73	89	162	78	240	275	162	113				
	" " " " " 4 B	55	80	135	56	191	225	135	90				
" " " " " 5	97	135	232	85	317	375	235	140		3			
Town of Paisley. " 1 A	65	55	120	36	156	175	120	55					
" " " " " 1 B	49	90	139	140	175	141	34	2					
" " " " " 2	47	112	159	25	184	225	160	65	1				
Greenock Tp. " 1	35	85	120	29	149	175	121	54	1				
" " " " " 2	19	90	109	42	151	175	110	65	1				
" " " " " 3 A	13	96	109	37	146	175	111	64	1		1		
" " " " " 3 B	11	135	146	45	191	225	146	79					
" " " " " 4	54	71	71	26	97	125	72	53	1				
" " " " " 5	79	57	136	47	183	200	137	63	1				
" " " " " 6	38	84	122	59	181	200	122	78					

"	17	41	58	18	76	100	58	42
"	52	2	54	54	75	54	21
Kincardine Tp.	166	83	249	39	279	350	250	100	1
"	93	42	135	46	181	200	135	65
"	77	46	123	32	155	175	125	50	2
"	101	48	149	50	199	350	150	100	1
"	84	91	178	42	220	250	178	72
"	52	103	155	48	203	225	155	70
Town of Kincardine	104	30	131	40	174	200	135	65	1
"	142	107	249	58	307	350	251	99	2
"	130	81	214	98	312	350	216	134	1
"	112	71	183	102	285	325	185	140	1
"	107	135	242	45	287	325	243	82	1
"	100	62	162	116	278	300	165	135	3
Village of Tiverton	33	108	141	58	199	225	141	84
Bruce Tp.	46	74	120	35	155	175	121	54	1
"	48	119	167	74	241	275	167	108
"	68	88	156	72	228	275	156	119
"	38	90	128	66	194	225	128	97
"	45	75	120	43	163	200	120	80
"	29	131	160	70	230	275	162	113	1
Saugeen Tp.	59	93	152	63	215	250	153	97	1
"	24	97	121	31	152	175	121	54
"	27	64	91	36	127	150	91	59
"	12	61	73	21	94	125	73	52
"	44	61	105	8	113	125	105	20
Town of Port Elgin	70	122	192	68	260	300	195	105	3
"	67	88	155	42	197	300	158	142	3
"	63	95	158	68	226	250	162	88	4
"	79	142	221	56	277	325	223	102	1
Town of Southampton	79	95	174	60	234	275	175	100	1
"	86	82	168	72	240	275	169	106	1
"	97	158	255	129	384	425	255	170
"	37	58	95	22	117	150	96	54	1
Saugeen Reserve	26	13	39	6	45	75	39	36
Cape Croken Reserve	12	33	45	7	52	75	45	30
Totals	6,767	8,739	15,506	5,847	21,353	24,950	15,600	9,350	67 17 8
Majority for Sinclair		1,972							

Total number of printed ballots not distributed to D.R.O's: 1,050. Total number of ballot papers printed: 26,000.

RETURNS from the Records of the GENERAL ELECTION to the Legislative Assembly, 1937—Continued.

Electoral District.	Numbers of Polling Places.	Names of Candidates and Number of Votes Polled for each.		Voters at each Polling Place.			Ballot Papers sent out and how disposed of in each Polling Place.							
		Aeres	Aselstyne	Davis	Total Number of Votes Polled.	Number of Votes remaining Unpolled.	Number of names on the Polling Lists.	Number of Ballot Papers sent out to each Polling Place.	Used Ballot Papers.	Unused Ballot Papers.	Rejected Ballot Papers.	Cancelled Ballot Papers.	Declined Ballot Papers.	Ballot Papers taken from Polling Places.
Carleton	Elmdale Ward.....	No. 67		Davis 27	157	79	236	300	158	142	1			
	"	" 67 A	80	16	115	68	183	300	116	184	1			
	"	" 68	64	24	108	57	165	200	109	91	1			
	"	" 68 A	44	5	21	70	45	115	200	71	1			
	"	" 69	84	48	12	144	48	192	250	144	106			
	"	" 69 A	78	38	19	135	66	201	335	115				
	"	" 70	100	36	13	149	85	234	300	152	148	2	1	
	"	" 70 A	60	33	11	104	52	156	250	105	145	1		
	"	" 71	67	17	15	99	53	152	200	99	101			
	"	" 71 A	60	30	16	106	66	172	250	108	142	2		
	"	" 74 A	105	42	14	161	167	328	350	165	185	2		
	"	" 74 B	96	50	6	152	126	278	350	154	196	1		
	Victoria Ward	" 19	55	25	33	113	46	159	250	114	136			
	"	" 19 A	28	30	18	76	22	98	200	77	123			
"	" 20	83	36	17	136	61	197	300	137	163	1			
"	" 20 A	72	33	8	113	42	155	250	113	137				
"	" 21	64	48	9	121	79	200	250	121	129				
"	" 21 A	64	61	17	142	80	222	250	143	107	1			
Fitzroy Tp.....	" 1	129	39	13	181	71	252	250	181	69				
"	" 2	63	51	18	132	153	285	250	133	117	1			
"	" 3	125	57	47	229	182	411	350	231	119	2			
"	" 4	80	9	6	95	106	201	200	95	105				
"	" 5	44	14	22	80	55	135	150	81	69	1			
"	" 6	107	73	7	187	111	298	300	187	113				
Goulbourn Tp.....	" 1	74	8	30	112	42	154	200	113	87	1			
"	" 2	108	40	14	162	48	210	250	163	87	1			

GORDON T. DANBY,
Returning Officer.

"	3	138	18	26	182	48	230	250	183	67	1	1
"	4	135	31	8	174	49	223	250	175	75	1	1
"	5	186	42	3	231	75	306	350	233	117	2	1
"	6	81	8	9	98	56	154	200	102	98	3	1
Huntley Tp.	1	144	6	2	152	65	217	250	152	98	1	1
"	2	141	36	2	179	57	236	180	180	70	1	1
"	A	136	17	1	154	60	214	250	155	95	1	1
"	B	69	20	1	90	37	127	250	92	158	2	1
"	3	19	41	22	85	42	127	150	65	65	1	1
"	4	14	82	24	120	28	148	150	120	30	1	1
March Tp.	1	134	24	44	202	109	311	300	202	98	1	1
"	2	71	56	51	178	65	243	250	180	70	2	1
Marlborough Tp.	1	120	38	4	162	72	234	250	163	87	1	1
"	2	68	35	21	124	45	169	200	128	72	1	3
"	3	74	45	1	120	53	173	200	122	78	2	1
"	4	9	6	21	36	39	75	100	36	64	1	1
Nepean Tp.	1	120	32	51	203	103	306	350	205	145	2	1
"	2	28	7	19	54	27	81	100	55	45	1	1
"	3	109	46	11	166	100	266	300	170	130	4	1
"	4	81	16	67	164	58	222	250	164	86	1	1
"	5	48	16	75	139	34	173	200	139	61	1	1
"	6	56	15	77	148	75	223	250	150	100	2	1
"	7	42	78	8	128	156	284	300	128	172	1	1
"	A	43	61	3	107	111	218	250	107	143	1	1
"	8	82	84	8	174	100	274	300	174	126	1	1
"	9	55	70	5	130	63	193	250	130	120	1	1
"	A	51	68	2	121	121	184	250	121	129	1	1
"	10	114	62	2	178	93	271	300	178	122	1	1
"	11	74	70	6	150	104	254	300	150	150	1	1
"	12	74	30	7	111	72	183	250	113	137	2	1
"	13	89	84	4	177	94	271	300	178	122	1	1
"	14	56	98	7	161	75	236	250	164	86	3	1
"	15	86	59	2	147	79	226	300	149	151	2	1
"	A	55	65	12	132	42	174	300	132	168	1	1
"	16	136	90	6	232	108	340	400	233	167	1	1
"	17	113	79	10	202	108	310	350	202	148	1	1
"	18	117	67	6	190	86	276	350	192	158	2	1
"	A	95	52	12	159	78	237	300	159	141	1	1
"	19	104	108	4	216	94	310	350	219	131	2	1
"	20	81	88	4	173	100	273	350	175	175	2	1
"	21	80	96	11	187	120	307	350	190	160	3	1
"	22	104	81	15	203	107	310	350	207	143	4	1
"	23	71	111	16	198	96	294	350	200	150	2	1
"	24	86	140	10	236	109	345	400	240	160	4	1

RETURN from the Records of the GENERAL ELECTION to the Legislative Assembly, 1937—Continued.

Electoral District.	Numbers of Polling Places.	Names of Candidates and Number of Votes Polled for each.		Voters at each Polling Place.				Ballot Papers sent out and how disposed of in each Polling Place.								
		Habel	Waters	Total Number of Votes Polled.	Number of Votes remaining Unpolled.			Number of names on the Polling Lists.	Number of Ballot Papers sent out to each Polling Place.	Used Ballot Papers.	Unused Ballot Papers.	Rejected Ballot Papers.	Cancelled Ballot Papers.	Declined Ballot Papers.	Ballot Papers taken from Polling Places.	
					Number of Votes	Number of names on the Polling Lists.	Number of Ballot Papers sent out to each Polling Place.									
Cochrane, North —Con.	Norembeга.....	No. 43	39	91	27	118	125	91	33	33	1	1	1	1	1	
	O'Brien.....	" 44	24	145	72	217	225	145	72	72	6	6	6	6	6	
	Ogahallah.....	" 45	9	10	..	10	25	10	15	15	1	1	1	1	1	
	Opasatika.....	" 46	120	236	94	330	350	236	113	113	1	1	1	1	1	
	Pagwa.....	" 47	14	24	12	36	50	24	25	25	1	1	1	1	1	
	Resor.....	" 48	21	90	21	111	125	90	34	34	1	1	1	1	1	
	Ryland.....	" 49	53	104	23	127	150	104	33	33	3	3	3	3	3	
	Savoff.....	" 50	4	6	5	11	25	6	19	19	1	1	1	1	1	
	Smoky Falls.....	" 51	33	59	16	75	100	59	41	41	1	1	1	1	1	
	Smooth Rock Falls Kural.....	" 52	103	182	30	212	225	182	42	42	1	1	1	1	1	
	Stavert.....	" 53	110	186	41	227	250	186	63	63	1	1	1	1	1	
	Strickland.....	" 54	33	67	5	72	75	67	8	8	1	1	1	1	1	
	Tudhope.....	" 55	72	50	50	122	172	122	53	53	1	1	1	1	1	
	Val Rita.....	" 56	132	174	77	251	225	174	51	51	3	3	3	3	3	
	Weyburn.....	" 57	111	167	160	327	350	167	180	180	8	8	8	8	8	
	Homuth Tp.....	" 58	3	9	3	12	25	9	16	16	1	1	1	1	1	
	Fraserdale.....	" 59	14	47	61	42	103	125	61	63	1	1	1	1	1	
	No Poll.....	" 60														
	Albany.....	" 61	18	6	24	59	83	100	24	76	1	1	1	1	1	
	Camps 10 and 11.....	" 62	8	11	19	7	26	50	19	31	1	1	1	1	1	
	Lozier's Camp.....	" 63	8	12	20	5	25	50	20	29	1	1	1	1	1	
Camp 9.....	" 64	8	5	13	5	18	25	13	12	1	1	1	1	1		
Harty 2.....	" 65	29	17	46	18	64	75	46	29	1	1	1	1	1		
Brannconner Camp.....	" 66	5	8	13	10	23	25	13	12	1	1	1	1	1		
Wright's Camp.....	" 67	8	8	16	1	17	25	16	9	1	1	1	1	1		
Parnell.....	" 68	13	4	17	26	43	50	17	33	1	1	1	1	1		

Val Cote.....	69	66	11	77	25	102	125	77	48
Templeton.....	70	13	11	24	29	53	75	24	51
Cochrane 1.....	71	32	59	91	54	145	150	91	57
Cochrane 2.....	71 A	32	101	133	74	207	225	133	91	2
Cochrane 3.....	72	28	73	101	38	139	150	101	49
Cochrane 4.....	72 A	37	78	115	73	188	200	115	85
Cochrane 5.....	73	40	142	182	119	301	325	182	143
Cochrane 6.....	74	66	54	120	66	186	200	120	77	3
Cochrane 7.....	74 A	52	55	107	36	143	150	107	43
Cochrane 8.....	75	82	112	194	96	290	300	194	103	1
Glackmeyer 1.....	76	45	115	160	64	224	225	160	64
Glackmeyer 2.....	77	53	38	91	13	104	150	91	58
Glackmeyer 3.....	78	95	42	137	14	151	200	137	60	3
Glackmeyer 4.....	79	50	30	80	11	91	125	80	44
Fauquier 1.....	80	19	23	42	42	175	42	132
Fauquier 2.....	81	133	73	206	281	350	206	142	2
Shackleton & Machin 1.....	82	80	58	138	67	130	175	138	36
Shackleton & Machin 2.....	83	201	103	301	43	357	400	304	96
Smooth Rock Falls 1.....	84	111	22	133	16	149	175	133	42
Smooth Rock Falls 2.....	85	106	150	256	43	299	350	256	92	2
Kapuskaing 1.....	86	47	115	162	32	194	250	162	84	4
Kapuskaing 2.....	87	81	72	156	78	234	250	156	94
Kapuskaing 3.....	88	47	55	102	42	144	150	102	47
Kapuskaing 4.....	88 A	65	55	120	56	176	200	120	78	2
Kapuskaing 5.....	89	79	46	125	54	179	200	125	75
Kapuskaing 6.....	89 A	40	63	103	73	176	200	103	97
Kapuskaing 7.....	90	72	31	103	41	144	150	103	44	3
Kapuskaing 8.....	90 A	48	78	126	74	200	200	126	72	2
Kapuskaing 9.....	91	78	82	160	85	245	250	160	88
Hearst 1.....	92	76	89	165	116	284	300	165	123	2
Hearst 2.....	93	90	60	150	30	190	250	150	97	3
Hearst 3.....	94	73	99	172	46	218	275	172	100	3
Totals.....	4,940	4,460	9,400	3,719	13,083	15,150	9,400	5,622	84	25	11	8
Majority for Habel.....	480											

Total number of printed ballots not distributed to D.R.O's: 2,825.

Total number of ballot papers printed: 17,975.

RETURN from the Records of the GENERAL ELECTION to the Legislative Assembly, 1937—Continued.

Electoral District.	Numbers of Polling Places.	Names of Candidates and Number of Votes Polled for each.	Voters at each Polling Place.			Ballot Papers sent out and how disposed of in each Polling Place.										
			Total Number of Votes Polled.	Number of Votes remaining Unpoll'd.	Number of names on the Polling Lists.	Number of Ballot Papers sent out to each Polling Place.	Used Ballot Papers.	Unused Ballot Papers.	Rejected Ballot Papers.	Cancelled Ballot Papers.	Declined Ballot Papers.	Ballot Papers taken from Polling Places.				
Cochrane, South — <i>Con.</i>	Town of Timmins— <i>Con.</i>	No. 52	Bartleman	Church	Gallagher	147	169	502	275	150	125	2	1	1	1	1
	"	" 52 A	20	47	80	186	94	186	275	191	84	4	4	1	1	1
	"	" 53	42	50	50	169	99	413	250	172	78	3	3	1	1	1
	"	" 53 A	35	57	53	145	118	472	300	201	99	1	1	1	1	1
	"	" 54	43	66	91	200	154	60	300	201	99	1	1	1	1	1
	"	" 54 A	42	52	60	184	106	366	400	264	136	4	4	3	3	3
	"	" 55	73	36	151	260	63	325	375	265	110	6	6	6	6	6
	"	" 56	56	41	165	262	45	265	300	226	74	6	6	6	6	6
	"	" 57	84	52	84	220	93	406	250	165	85	5	5	5	5	5
	"	" 58	105	26	105	161	84	350	225	154	71	1	1	1	1	1
	"	" 58 A	36	31	85	152	84	350	225	154	71	1	1	1	1	1
	"	" 59	42	74	150	266	110	354	375	272	103	5	5	5	5	5
	"	" 60	40	60	144	244	110	354	375	272	103	5	5	5	5	5
	"	" 61	37	51	127	215	31	246	300	217	83	1	1	1	1	1
	"	" 62	92	61	49	202	38	240	250	202	48	1	1	1	1	1
	"	" 63	47	50	177	274	89	363	300	279	21	5	5	5	5	5
	"	" 64	52	59	158	269	76	345	375	271	104	2	2	2	2	2
	"	" 65	39	38	146	223	52	275	325	225	100	4	4	4	4	4
	"	" 66	54	82	107	243	100	343	375	275	104	2	2	2	2	2
	"	" 67	32	47	105	184	58	242	275	185	90	1	1	1	1	1
	"	" 68	10	28	110	148	90	238	250	149	101	1	1	1	1	1
	"	" 69	2	4	20	26	29	55	75	29	46	2	2	2	2	2
	"	" 70	46	48	85	179	61	240	275	181	94	1	1	1	1	1
"	" 71	44	33	106	183	88	271	350	185	165	1	1	1	1	1	
"	Tisdale Tp.....	72	30	108	178	83	261	325	179	146	1	1	1	1	1	
"	"	73	52	124	222	135	357	425	226	199	4	4	4	4	4	

"	74	16	65	91	172	93	265	300	173	127	1
"	75	44	39	98	181	96	277	300	183	117	2
"	76	34	31	85	150	185	461	275	153	122	2
"	76 A			86	126			250	130	120	4
"	77	32	25	87	144	56	200	225	147	78	3
"	78	43	18	94	155	105	260	300	157	143	2
"	79	28	22	94	144	124	268	300	145	155
"	80	44	75	79	198	34	232	275	198	77
"	81	37	81	72	219	35	254	400	219	181
"	82	38	94	55	187	84	271	300	187	113
"	83	66	108	71	339	94	339	375	247	128	2
"	84	43	109	77	239	72	511	400	231	166	5
"	84 A			67	210	293	510	350	212	138	2
"	85	43	95	79	217	112	293	400	221	179	4
"	86	43	71	67	181	112	293	350	184	166	1
"	87	76	38	91	205	145	484	400	213	187	8
"	87 A			72	164	62	231	275	167	183	3
"	88	44	54	71	169	174	101	425	86	339	1
"	89	24	22	39	85	174	239	675	262	413
Whitney Tp.	90	92	57	112	261	48	309	675	262	413
"	91	20	28	29	77	68	145	175	77	98
"	92	10	2	68	80	61	141	175	80	95
Alert.....	92	10	2	30	66	44	110	125	67	58
Anthony.....	93	24	12	80	112	37	149	150	112	38
Barbers Bay.....	94	11	3	98		21	21	25	25	25
Bartlett.....	95		8	13	52	50	102	125	52	73
Beatty 1.....	96	34	10	6	34	28	62	75	35	40
Beatty 2.....	97	18	9	34	58	85	143	175	60	115
Boutkes.....	98	15	9	39	141	89	225	149	76	3
Bowman.....	99	93	12	39	141	89	225	149	76	3
Carr.....	100	29	7	13	64	15	64	125	56	69
Cheminis.....	101	19	7	30	56	85	203	150	62	88
Cheminis.....	101 A	26	10	26	62	53	216	250	165	85
Clergue.....	102	102	4	57	163	23	83	100	64	36	3
Cook.....	103	11	4	64	139	142	281	325	141	184	1
Connaught.....	104	71	4	4	139	142	281	325	141	184	1
Crown City.....	105	17	3	35	61	13	74	100	61	39
Currie 1.....	106	25	2	31	58	17	75	100	59	41	1
Currie 2.....	107	34	14	10	58	6	64	75	58	17
Deloro.....	108	64	45	64	173	67	240	275	178	97	5
Devonshire.....	109	26	3	32	61	13	74	100	61	39
Dugwal.....	110	1	4	40	40	19	59	75	42	33
Dundonald.....	111	0	1	30	41	34	75	100	41	59
Gauthier.....	112	18	24	10	52	20	72	100	52	48
Gold Mines.....	113	40	8	25	73	35	108	125	73	52
Goldthorpe.....	114	9	7	3	19	37	56	75	19	56

No Poll

RETURN from the Records of the GENERAL ELECTION to the Legislative Assembly, 1937—Continued.

Electoral District.	Numbers of Polling Places.	Names of Candidates and Number of Votes Polled for each.			Voters at each Polling Place.		Ballot Papers sent out and how disposed of in each Polling Place.							
		Bartleman	Church	Gallagher	Total Number of Votes Polled.	Number of Votes remaining Unpolled.	Number of names on the Polling Lists.	Number of Ballot Papers sent out to each Polling Place.	Used Ballot Papers.	Unused Ballot Papers.	Rejected Ballot Papers.	Cancelled Ballot Papers.	Declined Ballot Papers.	Ballot Papers taken from Polling Places.
Cochrane, South —Con.	Harker.....	20	7	10	37	18	55	75	37	38				
	Hyslop 1.....	18	34	60	112	16	128	150	116	34		3	1	
	Hyslop 2.....	30	2	31	63	22	85	100	63	37				
	Holland.....	11	2	47	60	26	86	100	61	39	1			
	Homer.....	14	0	26	40	11	51	75	40	35				
	Hoyle.....	27	1	36	61	17	81	100	64	36				
	Kenogami L... ..	10	4	8	22	22	22	25	22	3				
	Lebel 1.....	3	6	21	30	59	89	125	30	95				
	Lebel 2.....	82	54	54	190	68	258	350	192	158	2			
	Mahaffey.....	5	2	5	12	12	12	25	12	13			4	
	Monteith.....	75	6	69	150	54	204	225	154	71				
	Morrisette.....	2	0	6	8	11	19	25	8	17				
	Mount Joy 1.. ..	38	52	126	216	115	331	325	217	108				1
	Mount Joy 2.. ..	24	43	125	192	104	296	350	155	3				
	Mount Joy 3.. ..	29	38	91	158	71	229	325	158	167				
	Nellie Lake.. ..	17	10	17	44	19	63	75	46	29	2			
	Paymaster M.. ..	17	21	26	64	17	81	100	64	36				
	Sandy Falls.. ..	11	7	25	43	60	103	125	43	82				
	Sesekinaku.....	13	11	20	44	8	52	75	44	31				
	Shaw.....	7	13	20	40	22	62	75	40	35				
Shillington.....	51	17	38	106	44	150	175	107	68	1				
Stock.....	8	3	14	25	8	33	50	26	24	1				
Twin Falls.....	17	6	22	45	33	78	100	46	54	1				
Val Gagne.....	20	8	95	123	19	142	175	126	49			3		
Vimy Ridge.....	17	6	13	36	30	66	75	36	39					
Watabeag.....	27	2	28	57	24	81	100	57	43					

Wawiatin Falls	"	"	141	12	1	11	24	5	29	50	24	26
Yorkston	"	"	142	16	19	25	60	8	68	75	62	13	2
Little	"	"	143	38	25	59	122	..	122	150	122	28
Totals	7,064	6,473	12,773	26,310	10,130	36,357	43,200	26,646	16,554	239	67
Majority for Gallagher	5,709

Total number of printed ballots not distributed to D.R.O's: 2,700 Total number of ballot papers printed: 46,000.

Dufferin-Simcoe ..	Downer	Smith	Total number of ballot papers printed: 46,000.												
Adjala Tp.....	No. 1	90	171	19	190	200	172	28	1	
"	" 2	178	201	57	258	275	202	73	1		
"	" 3	119	148	26	174	200	149	51	1		
"	" 4	27	107	20	127	150	107	43		
"	" 5	40	99	34	133	175	102	73	2		
"	" 6	55	128	26	154	175	129	46	1		
Town of Alliston.....	137	113	250	97	347	375	254	121	4		
"	2 A	64	150	54	204	225	150	75		
"	2 B	56	108	42	150	175	109	66	1		
"	3 A	73	179	54	233	250	181	69	2		
"	3 B	68	136	45	181	200	138	62	2		
Advance Poll—Alliston.....	2	5	7	7	50	7	43		
Village of Beeton.....	101	46	147	54	201	225	140	85		
"	1 B	103	140	64	204	225	149	76	2		
Village of Creemore.....	66	127	193	70	263	275	194	81	1		
"	1 B	69	168	57	225	250	172	78	4		
Collingwood—Ward 1.....	1 A	114	204	120	324	350	207	143	3		
"	" 1	107	228	134	362	400	234	166	6		
"	" 2	122	249	139	388	425	251	174	1		
"	" 2	105	215	120	335	350	220	130	4		
"	" 3	122	236	106	342	350	237	113	1		
"	" 3	143	216	115	331	350	216	134		
"	" 4	87	200	108	308	325	200	125		
"	" 4 B	100	214	126	340	350	217	133	2		
"	" 5	81	190	98	288	300	191	106	2		
"	" 5 B	88	192	84	276	300	196	104	4		
"	" 5 C	91	170	60	230	250	170	80		
"	" 6	77	158	100	258	275	158	117		
"	" 6 B	110	223	130	353	375	227	148	4		
"	" 6	113	227	129	356	375	231	144	3		
"	" 6 C	132	227	129	356	375	231	144	3		
Advance Poll—Collingwood.....	12	6	18	18	50	18	32		

D'ARCY MCCALLUM BELL, Returning Officer.

RETURNS FROM THE RECORDS OF THE GENERAL ELECTION TO THE LEGISLATIVE ASSEMBLY, 1937—Continued.

Electoral District.	Numbers of Polling Places.	Names of Candidates and Number of Votes Polled for each.		Voters at each Polling Place.			Ballot Papers sent out and how disposed of in each Polling Place.						
		Downer	Smith	Total Number of Votes Polled.	Number of Votes remaining Unpolled.	Number of names on the Polling Lists.	Number of Ballot Papers sent out to each Polling Place.	Used Ballot Papers.	Unused Ballot Papers.	Rejected Ballot Papers.	Cancelled Ballot Papers.	Declined Ballot Papers.	Ballot Papers taken from Polling Places.
Dufferin-Simcoe —Con.	Essa Tp.....	178	137	315	82	397	450	316	134	1	1	1	1
	".....	96	72	168	58	226	250	170	80	2	2	2	2
	".....	139	50	189	47	236	250	190	60	1	1	1	1
	".....	121	76	197	101	298	300	200	100	3	3	3	3
	".....	91	61	152	45	197	200	154	46	1	1	1	1
	".....	140	88	228	50	278	300	230	70	2	2	2	2
	".....	68	40	108	43	151	175	108	67	1	1	1	1
	".....	97	69	166	51	217	225	168	57	2	2	2	2
	".....	62	119	181	71	252	275	184	91	1	1	1	1
	".....	26	80	106	35	141	175	106	69	1	1	1	1
	".....	46	76	122	46	169	175	124	51	1	1	1	1
	".....	48	81	129	57	186	200	131	69	2	2	2	2
	".....	66	99	165	96	261	300	167	133	2	2	2	2
	".....	40	67	107	24	131	150	107	43	1	1	1	1
	".....	61	99	160	39	199	225	151	74	1	1	1	1
	".....	55	149	204	78	282	300	207	93	3	3	3	3
	".....	104	60	164	75	239	250	165	85	1	1	1	1
	".....	97	52	149	57	206	225	150	75	1	1	1	1
	".....	97	144	241	56	297	300	244	56	1	1	1	1
	".....	64	66	130	58	188	200	136	64	1	1	1	1
".....	72	93	165	63	228	250	166	84	1	1	1	1	
".....	39	48	87	52	139	150	88	62	1	1	1	1	
".....	57	31	88	13	101	125	88	37	1	1	1	1	
".....	64	91	155	85	240	275	158	117	3	3	3	3	
".....	102	99	201	49	250	250	202	48	1	1	1	1	
".....	129	124	253	93	346	350	257	93	4	4	4	4	

Tecumseh Tp.	"	1	102	92	194	68	252	375	195	80	1	1	80
"	"	2	149	120	269	90	359	375	275	100	5	1	100
"	"	3	107	90	197	37	234	250	201	49	4	1	49
"	"	4	176	122	298	89	387	400	299	101	1	1	101
"	"	5	137	122	289	67	326	350	261	89	2	1	89
"	"	6	166	58	224	48	272	300	225	75	1	1	75
Tossoronto Tp.	"	1 A	124	40	164	66	230	250	165	85	1	1	85
"	"	1 B	75	46	121	47	168	175	124	51	3	1	51
"	"	2	94	64	158	56	214	225	163	62	5	1	62
"	"	3	53	19	72	26	98	100	73	27	1	1	27
"	"	4	56	29	85	23	108	125	85	40	1	1	40
"	"	5	51	38	89	15	104	125	89	36	1	1	36
Village of Tottenham	"	1 A	92	62	154	51	205	225	155	70	1	1	70
"	"	1 B	83	85	168	60	228	250	170	80	2	1	80
Mono Tp.	"	1	91	50	141	54	195	200	142	58	1	1	58
"	"	2	68	59	127	53	180	200	128	72	1	1	72
"	"	3	66	67	133	61	194	200	133	67	1	1	67
"	"	4	92	36	128	43	171	175	129	46	1	1	46
"	"	5	110	65	175	73	248	250	179	71	4	1	71
"	"	6	97	153	250	79	329	350	250	100	1	1	100
"	"	7	92	75	167	70	237	250	168	82	1	1	82
Mulmur Tp.	"	1	195	90	285	87	372	400	286	114	1	1	114
"	"	2	67	18	85	14	99	100	87	13	1	1	13
"	"	3	128	104	232	87	319	325	232	93	1	1	93
"	"	4	84	61	145	42	187	200	146	54	1	1	54
"	"	5	96	99	195	65	260	275	198	77	3	1	77
"	"	6	105	122	227	59	286	325	231	94	4	1	94
Town of Orangeville E. Ward	"	1 A	154	56	210	92	302	325	215	110	5	1	110
"	"	1 B	103	83	185	63	248	250	187	63	2	1	63
"	E.	2 A	89	73	162	69	231	250	162	88	2	1	88
"	W.	2 B	110	67	177	56	233	250	178	72	1	1	72
"	W.	3 A	102	84	186	79	265	275	189	86	2	1	86
"	N.	3 B	101	100	201	84	285	325	202	123	1	1	123
"	S.	4 A	143	83	226	101	327	350	239	111	2	1	111
"	S.	4 B	145	81	226	104	330	350	230	120	4	1	120
Advance Poll—Orangeville			13	11	24	24	50	24	26	26
Totals			8,484	7,457	15,941	5,981	21,922	23,675	16,113	7,502	139	11	13
Majority for Downer			1,027										5

Total number of printed ballots not distributed to D.R.O's: 1,325.

Total number of ballot papers printed: 25,000.

"	"	"	"	83	151	15	166	250	151	99
"	"	"	"	127	185	23	208	250	186	64
Port Hope North	"	A to M	"	126	236	59	315	400	256	141
"	"	N to Z	"	91	235	78	313	400	239	161
"	"	A to K	"	71	202	95	297	350	207	143
"	"	L to Z	"	101	224	79	304	400	227	173
"	"	"	"	58	168	65	233	300	171	129
"	"	A to K	"	100	267	111	378	450	268	182
"	"	L to Z	"	124	271	105	376	450	274	176
"	"	"	"	61	193	69	262	350	193	157
"	"	A to H	"	56	203	42	245	300	203	97
"	"	I to Z	"	75	190	57	247	300	193	107
"	"	A to K	"	90	223	61	287	350	225	125
"	"	L to Z	"	72	196	67	263	350	197	153
Hope Tp.	"	A to L	"	55	221	57	278	350	224	126
"	"	M to Z	"	74	210	49	259	350	215	135
"	"	"	"	34	207	62	269	350	207	143
"	"	"	"	87	199	77	276	325	201	124
"	"	"	"	150	240	63	303	350	240	110
"	"	"	"	70	199	31	230	300	201	99
Cavan Tp.	"	"	"	124	177	55	232	275	178	97
"	"	"	"	111	106	57	163	200	108	92
"	"	A to K	"	68	106	27	122	175	95	80
"	"	L to Z	"	50	95	27	122	175	124	76
"	"	"	"	50	123	39	162	200	124	76
"	"	A to L	"	60	122	53	175	225	123	102
"	"	M to Z	"	90	193	97	290	350	194	156
Millbrook Village	"	"	"	132	211	54	265	325	213	112
"	"	"	"	121	192	49	241	300	192	108
"	"	A to L	"	51	170	35	205	300	172	128
"	"	M to Z	"	25	97	102	199	300	97	203
"	"	"	"	138	287	55	312	400	289	111
"	"	"	"	100	251	71	322	400	257	143
"	"	A to L	"	59	176	14	190	250	177	73
"	"	M to Z	"	55	130	26	156	200	130	70
"	"	"	"	73	127	54	181	250	127	123
"	"	A to L	"	79	157	31	188	250	157	93
"	"	M to Z	"	84	185	82	267	350	188	162
"	"	"	"	109	176	66	242	300	181	119
"	"	N to Z	"	96	134	36	170	250	134	116
"	"	A to M	"	84	113	36	149	200	113	87
"	"	N to Z	"	29	113	36	149	200	113	87
Town of Bowmanville	"	"	"	113	248	47	295	400	249	151
West Ward	"	A to K	"	116	193	48	241	300	194	106
"	"	L to Z	"	123	200	60	260	300	202	98

"	"	"	5	106	116	0	222	61	283	300	222	78
"	"	"	6	117	92	8	217	83	300	300	228	72
"	"	"	7	57	52	1	110	35	145	150	111	39
"	"	"	8	86	26	2	114	65	179	200	114	86
Advance Poll—	Bayham	23	4	1	28	100	29	71
Dorchester	"	"	1	54	32	1	87	39	126	150	87	63
"	"	"	2	94	65	0	159	37	196	200	162	38
"	"	"	3	108	44	0	152	39	191	200	152	48
"	"	"	4	67	20	0	87	29	116	125	88	37
"	"	"	5	74	20	2	96	34	130	150	96	54
"	"	"	6	81	34	2	117	28	145	150	118	32
Malahide	"	"	1 A	128	65	0	193	73	266	275	194	81
"	"	"	1 B	95	54	0	149	70	219	250	149	101
"	"	"	2	174	86	1	261	85	346	375	262	113
"	"	"	3	179	86	2	267	75	342	350	268	82
"	"	"	4	104	76	1	181	62	243	250	182	68
"	"	"	5 A	79	68	0	147	56	203	200	147	53
"	"	"	5 B	64	57	1	122	65	187	200	123	77
"	"	"	6 A	93	55	0	148	46	194	200	149	51
"	"	"	6 B	70	70	2	142	55	197	200	142	58
Port Stanley	"	"	1	196	69	5	270	80	350	400	274	126
"	"	"	2	137	63	5	205	26	231	250	208	42
St. Thomas	"	"	1	157	109	8	274	71	345	350	277	73
"	"	"	2	197	115	2	314	59	373	375	319	56
"	"	"	3	154	72	1	227	93	320	325	229	96
"	"	"	4	158	101	2	261	92	353	350	262	88
"	"	"	5	117	59	5	181	49	230	225	182	43
"	"	"	6	152	65	5	222	57	279	275	222	53
"	"	"	7	149	89	3	241	61	302	300	243	57
"	"	"	8	131	87	2	230	77	307	300	231	69
"	"	"	9	181	90	12	283	75	358	350	283	67
"	"	"	10 A	103	65	4	172	64	236	225	172	53
"	"	"	10 B	92	72	7	171	51	222	225	171	54
"	"	"	11	185	89	12	286	97	383	375	288	87
"	"	"	12	101	59	18	178	53	231	225	178	47
"	"	"	13	113	67	12	192	63	255	250	193	57
"	"	"	14	168	85	7	260	56	316	325	261	61
"	"	"	15	107	72	11	190	44	234	250	192	58
"	"	"	16	125	119	2	246	90	336	350	248	102
"	"	"	17	159	87	4	300	57	307	300	250	50
"	"	"	18	136	88	4	228	66	294	300	228	72
"	"	"	19	171	92	6	269	64	333	350	272	78
"	"	"	20	165	107	5	277	72	349	350	278	72
"	"	"	21 A	91	74	2	167	33	200	200	168	32
"	"	"	21 B	101	58	4	163	37	200	200	166	34

F. R. PALMER,
Returning Officer.

RETURN from the Records of the GENERAL ELECTION to the Legislative Assembly, 1937—Continued.

Electoral District.	Numbers of Polling Places.	Names of Candidates and Number of Votes Polled for each.		Voters at each Polling Place.			Ballot Papers sent out and how disposed of in each Polling Place.								
		Hepburn	Martin	Tough	Total Number of Votes Polled.	Number of Votes remaining Unpolled.	Number of names on the Polling Lists.	Number of Ballot Papers sent out to each Polling Place.	Used Ballot Papers.	Unused Ballot Papers.	Rejected Ballot Papers.	Cancelled Ballot Papers.	Declined Ballot Papers.	Ballot Papers taken from Polling Places.	
Elgin—Cont.	St. Thomas	No. 22 A	107	59	2	168	29	197	200	168	32
	"	" 22 B	125	57	2	184	42	226	225	184	41
	"	" 23	166	93	9	268	70	338	350	272	78	4
	"	" 24	175	62	10	247	66	313	325	251	74	4
	"	" 25 A	91	69	6	166	44	210	200	168	32	2
	"	" 25 B	92	51	7	150	45	195	200	151	49	1
	"	" 26	146	107	13	266	91	357	350	268	82	2
	"	" 27	137	98	9	244	75	319	325	244	81
	"	" 28	181	85	5	271	65	336	350	271	79
	"	" 29	141	113	4	258	94	352	350	260	90	2
	"	" 30	130	125	0	255	84	339	350	258	92	2	..	1	..
	"	" 31	113	79	9	201	42	243	250	202	48
	"	" 32	167	86	14	267	89	356	350	269	81	2
	Advance Poll—St. Thomas	A	232	101	7	342	350	342	8	2
	Advance Poll—St. Thomas	B	228	116	2	354	400	355	45	8	1
	Southwood	" 1	179	89	8	276	57	333	350	276	74
	"	" 2	91	31	0	122	46	168	175	122	53
	"	" 3	167	29	0	196	35	231	250	196	54
	"	" 4	157	80	2	239	68	307	325	241	84	2
	"	" 5	59	55	0	114	37	151	175	114	61
	"	" 6 A	118	94	0	212	48	260	250	212	38
	"	" 6 B	108	56	3	167	46	213	250	170	80	3
	"	" 7	153	105	0	258	46	304	325	262	63	4
	"	" 8	150	72	2	224	62	286	300	225	75	1
	Springfield	"	140	81	1	222	51	273	300	223	77	1	..	1	..
	Vienna	"	118	21	0	139	21	160	175	141	34	1	..	1	..

Yarmouth.....	1 A	134	32	1	167	51	218	250	169	81	21	
"	1 B	152	50	3	205	41	246	250	209	41	4	
"	2	52	85	0	137	32	169	175	137	38	
"	3	211	97	6	314	77	391	400	319	81	5	
"	4 A	116	71	1	188	55	243	250	188	62	
"	4 B	126	41	0	167	55	222	250	167	83	
"	5	156	77	0	233	63	296	300	233	67	
"	6 A	138	76	4	218	30	248	250	226	24	5	3	
"	6 B	114	53	2	169	80	249	250	170	80	1	
"	7	122	88	3	213	53	266	275	213	62	
"	8	154	157	2	313	396	400	313	87	87	
"	9	133	73	9	215	70	285	300	215	85	
"	10	70	38	1	109	29	138	150	110	40	1	
"	11	111	29	2	142	46	188	200	145	55	3	
"	12	110	70	5	185	17	202	250	186	61	1	
Totals.....		12,361	7,053	355	19,769	5,762	25,531	26,525	19,934	6,591	136	13	16
Majority for Hepburn.....		5,308											

Total number of printed ballots not distributed to D.R.O's: 975.

Total number of ballot papers printed: 27,500.

Essex, North.....	WindSOR, Ward 1.....	No. 1	Leblanc	Poisson	Ray-craft	Trotter	191	59	250	300	196	104
"	"	2	8	82	10	91	148	50	198	250	152	98
"	"	3	13	53	15	57	110	37	147	200	111	89
"	"	4 A	8	48	7	44	124	51	175	200	134	66	9
"	"	4 B	6	33	12	45	96	20	116	199	99	100	3
"	"	5	6	53	8	101	171	77	248	301	183	118	12
"	"	6 A	0	35	3	41	82	53	135	175	86	89	4
"	"	6 B	1	41	2	70	114	38	152	175	118	57	4
"	"	7	2	48	7	85	142	61	203	250	146	104	4
"	"	8	2	33	22	103	160	79	239	275	163	112	3
"	"	9 A	4	28	8	105	145	55	200	350	151	99	4
"	"	9 B	5	29	10	63	107	23	130	200	112	88	4
"	"	10 A	5	51	22	87	165	48	213	250	173	77	8
"	"	10 B	2	29	17	55	103	34	137	225	108	117	5
"	"	11	8	50	67	86	211	49	260	300	224	76
"	"	12 A	4	41	42	63	150	105	255	325	224	166
"	"	12 B	7	52	65	82	206	6	212	275	211	166
"	"	13 A	16	45	10	69	140	52	192	225	148	77
"	"	13 B	10	28	16	70	124	34	168	225	148	77
"	"	14 A	5	24	73	58	160	40	200	275	172	103	12
"	"	14 B	1	20	57	37	115	29	141	225	126	99	10
"	"	15	4	32	15	25	76	28	101	125	82	43

ALFRED QUENNEVILLE,
Returning Officer.

RETURN from the Records of the GENERAL ELECTION to the Legislative Assembly, 1937—Continued.

Electoral District.	Numbers of Polling Places.	Names of Candidates and Number of Votes Polled for each.				Voters at each Polling Place.			Ballot Papers sent out and how disposed of in each Polling Place.								
		Leblanc	Poisson	Ray-craft	Trotter	Total Number of Votes Polled.	Number of Votes remaining Unpolled.	Number of names on the Polling Lists.	Number of Ballot Papers sent out to each Polling Place.	Used Ballot Papers.	Unused Ballot Papers.	Rejected Ballot Papers.	Cancelled Ballot Papers.	Declined Ballot Papers.	Ballot Papers taken from Polling Places.		
Essex, North—Con.	Windsor, Ward 1	No. 16 A	4	41	40	29	114	36	150	175	126	49	12	
	" " " "	" 16 B	2	34	47	48	131	24	155	175	140	35	8	1	
	" " " "	" 17	6	72	40	54	172	49	221	275	187	88	15	
	" " " "	" 18 A	10	55	17	45	127	41	168	225	135	90	8	
	" " " "	" 18 B	5	40	17	27	89	38	127	175	96	79	7	
	" " " "	" 19 A	3	40	7	42	92	33	125	150	95	55	
	" " " "	" 19 B	2	34	12	29	77	34	111	150	81	69	1	
	" " " "	" 20 A	0	44	16	53	113	51	164	200	121	79	8	
	" " " "	" 20 B	3	24	15	60	102	38	140	200	104	96	1	
	" " " "	" 21	2	32	12	40	86	57	143	175	89	86	3	
	" " " "	" 22	5	52	16	49	122	43	165	200	127	73	4	1	
	" " " "	" 23	8	81	62	71	222	51	273	325	234	91	12	
	" " " "	" 24 A	14	31	33	58	136	49	185	350	138	112	2	
	" " " "	" 24 B	3	30	38	30	101	46	147	200	109	91	8	
	" " " "	" 25 A	3	49	27	29	108	38	146	175	114	61	6	
	" " " "	" 25 B	6	56	41	42	145	28	173	225	156	69	10	
	" " " "	" 26 A	6	30	27	52	115	47	162	200	120	80	5	
	" " " "	" 26 B	7	44	29	35	115	42	157	200	124	76	9	
	Advance Poll—Windsor	" " " "	0	1	0	1	2	75	2	73
	Rochester Tp.	" " " "	2	24	0	99	125	28	153	200	127	73
	" " " "	" " " "	1	13	0	68	82	20	102	150	85	65
	" " " "	" " " "	3	108	3	90	206	64	270	325	209	116	3
	" " " "	" " " "	4	1	5	161	242	19	261	325	246	79	4
" " " "	" " " "	5 A	3	17	2	133	41	196	225	156	69	1	
" " " "	" " " "	5 B	2	25	0	90	24	141	225	123	102	3	
Tilbury North.	" " " "	2	17	2	108	129	19	148	200	130	70	

RETURN from the Records of the GENERAL ELECTION to the Legislative Assembly, 1937—Continued.

Electoral District.	Numbers of Polling Places.	Names of Candidates and Number of Votes Polled for each.			Voters at each Polling Place.			Ballot Papers sent out and how disposed of in each Polling Place.							
		Leblanc	Poisson	Ray-craft	Trottier	Total Number of Votes Polled.	Number of Votes remaining Unpollcd.	Number of names on the Polling Lists.	Number of Ballot Papers sent out to each Polling Place.	Used Ballot Papers.	Unused Ballot Papers.	Rejected Ballot Papers.	Cancelled Ballot Papers.	Declined Ballot Papers.	Ballot Papers taken from Polling Places.
Essex, North— <i>Con.</i> Maidstone Tp.	No. 5 A	3	55	1	58	117	55	172	225	119	106	2	1	2	
	" 5 B	2	53	1	29	85	61	146	225	88	137	2			
	" 6	9	36	2	63	110	54	164	250	112	138	2			
	" 1 A	17	56	14	45	132	110	242	275	138	137	6			
	" 1 B	4	65	2	48	119	109	228	275	124	151	5			
	" 2 A	13	38	12	50	113	143	256	300	119	181	6			
	" 2 B	3	53	13	30	99	78	177	300	99	251				
	" 3	6	70	4	54	134	138	272	300	138	162	4			
	" 4 A	10	86	9	64	169	109	278	350	175	175	6			
	" 4 B	7	60	19	43	129	53	182	300	131	169	2			
	" 5	0	41	4	48	93	62	155	200	93	107				
	" 6	5	43	4	85	137	98	235	300	141	159	4			
	" 7 A	3	57	2	117	179	95	274	325	186	139	1		6	
	" 7 B	2	37	8	73	120	62	182	275	121	154	1			
	" 8 A	11	60	0	91	162	103	265	325	164	161	1		1	
" 8 B	4	47	2	39	92	85	177	275	96	179	4				
Totals.....		598	4,994	1,326	7,449	14,367	5,773	20,140	26,826	14,845	11,981	394	63	21	
Majority for Trottier.....					2,455										

Total number of printed ballots not distributed to D.R.O's: 6,175.

Total number of ballot papers printed: 33,000.

Essex, South,	Armstrong	Fletcher	96	51	150	150	97	53	1	1
Anderdon.....	7	89	96	51	150	150	97	53	1	1
"	20	72	92	47	139	150	91	56	1	1
"	36	66	102	51	153	175	102	73		
"	16	106	122	56	178	200	122	78		
"	24	90	114	39	153	175	114	61		
"	35	148	183	82	265	275	185	90	2	2
Amherstburg.....	61	95	156	144	300	300	159	141	3	3
"	24	41	65	37	102	125	68	57	2	1
"	27	83	110	76	186	200	115	85	5	5
"	40	87	127	76	203	225	129	96	2	2
"	31	71	102	69	171	200	104	96	2	2
"	55	91	146	79	225	325	146	179		
"	49	88	137	103	240	250	140	110	3	3
"	44	88	132	83	215	225	132	93		
Malden.....	97	113	210	104	314	325	211	114	1	1
"	51	115	166	71	237	250	166	84		
"	2	136	161	83	244	250	161	89		
Colchester North.....	38	97	135	121	256	275	136	139	1	1
"	19	67	86	62	148	150	86	64		
"	42	90	132	57	189	200	134	66		2
"	46	174	220	44	264	275	221	54		1
Colchester South.....	28	39	67	48	115	125	70	55	3	3
"	57	82	139	77	216	225	139	86		
"	53	53	106	74	180	200	109	91	3	3
"	83	136	219	113	332	350	224	126	5	5
"	18	120	138	117	255	275	140	135	2	2
"	37	80	114	89	206	225	124	101		7
Harrow.....	48	130	178	96	274	300	181	119	2	1
"	64	154	218	113	331	350	219	131	1	1
Essex.....	128	101	229	132	361	375	234	141		4
"	83	83	166	71	240	250	167	83		1
"	70	71	141	54	195	200	141	56		3
"	115	90	205	90	295	300	206	94	1	1
"	53	53	106	52	158	175	108	67		2
Gosfield North.....	26	35	61	13	74	100	62	38	1	1
"	72	110	182	97	279	300	182	118		
"	54	103	157	70	227	250	157	93		
"	69	115	184	82	266	275	184	91		
"	88	150	238	96	334	350	239	111	1	1
"	49	103	152	45	197	200	155	45	3	3
Gosfield South.....	38	61	99	73	172	200	99	101		
"	56	125	181	108	289	300	185	115	1	3
"	47	87	131	95	229	250	131	116		

R. W. PENFOLD,
Returning Officer.

RETURN from the Records of the GENERAL ELECTION to the Legislative Assembly, 1937 *Continued.*

Electoral District.	Numbers of Polling Places.	Names of Candidates and Number of Votes Polled for each.		Voters at each Polling Place.		Ballot Papers sent out and how disposed of in each Polling Place.											
		Number of Votes remaining Unpolled.		Total Number of Votes Polled.	Number of names on the Polling Lists.	Number of Ballot Papers sent out to each Polling Place.	Used Ballot Papers.	Unused Ballot Papers.	Rejected Ballot Papers.	Cancelled Ballot Papers.	Declined Ballot Papers.	Ballot Papers taken from Polling Places.					
Essex, South - <i>Con.</i>	Cosfield South	No. 3 A	Armstrong	Fletcher	170	64	234	250	170	80							
	"	" 3 B	60	104	164	61	225	250	168	88							
	"	" 4	50	155	205	83	288	300	208	92							
	"	" 5	36	79	115	103	218	225	116	109							
	Kingsville	" 1 A	55	100	155	54	209	225	155	70							
		" 2	35	60	95	68	163	175	95	80							
	"	" 3	75	119	194	132	326	350	196	151							
	"	" 4	92	134	226	129	355	375	227	148							
	Leamington	" 1	118	110	228	86	314	325	231	94							
		" 2	67	68	135	87	222	250	136	114							
	"	" 3	41	41	113	87	200	225	143	112							
	"	" 4	50	98	148	145	293	300	148	152							
	"	" 5	56	130	186	113	299	325	187	138							
	"	" 6	38	117	155	132	287	325	155	170							
"	" 7	60	107	167	149	318	325	168	157								
"	" 8 A	70	134	204	137	341	350	205	145								
"	" 8 B	57	73	130	99	229	250	132	118								
"	" 9	35	41	76	68	144	150	76	74								
"	" 10	43	43	81	124	106	230	124	126								
"	" 11	47	75	122	130	252	275	122	153								
"	" 12	68	98	166	127	293	300	166	134								
"	" 13	52	115	167	142	309	325	168	157								
"	" 14	92	91	183	115	298	325	187	138								
Mersea	" 1 A	39	77	116	83	199	225	117	108								
	" 1 B	52	114	165	109	275	300	167	133								
"	"	41	51	95	88	183	200	97	103								

"	56	150	206	52	258	275	208	67	21	..
"	72	79	151	52	203	225	154	71	3	..
"	25	81	106	62	168	175	106	69
"	77	74	151	63	214	225	151	74
"	99	90	189	62	251	275	191	84	2	..
"	89	78	167	47	214	225	167	58
"	130	115	245	51	296	325	245	80
"	45	42	87	35	122	150	88	62	1	..
"	58	119	177	55	232	250	177	73
"	42	89	131	85	216	225	133	92	2	..
"	48	74	122	59	181	200	122	78
Pelce	34	86	120	42	162	175	120	55
"	52	90	142	51	193	225	142	83
Totals	4,455	7,755	12,210	6,761	18,971	20,400	12,322	8,078	73	29
Majority for Fletcher		3,300								9

Total number of printed ballots not distributed to D.R.O's: 2,600. Total number of ballot papers printed: 23,000.

	Crawford	Miles	Murphy	Spence						
Fort William	No. 1 A	24	200	25	258	286	300	258	36	6
"	" 1 B	11	94	18	135	151	165	135	24	6
"	" 2 A	23	266	88	396	449	500	396	96	8
"	" 2 B	13	128	47	195	227	240	195	45	0
Ogden St. School	" 3 A	15	103	22	180	251	275	180	87	8
"	" 3 B	16	68	12	108	152	175	108	63	4
"	" 4 A	34	91	32	176	217	240	176	59	5
"	" 4 B	16	48	28	108	141	150	108	39	3
Trades & Labour Hall	" 5 A	29	93	51	193	255	275	193	78	4
"	" 5 B	9	54	33	104	155	175	104	68	2
"	" 6 A	28	72	47	171	220	240	171	68	1
"	" 6 B	15	27	25	79	105	115	79	36	..
419 Wiley St.	" 7 A	39	64	89	227	315	325	227	91	7
"	" 7 B	18	41	67	141	152	175	141	29	3
Drew St. School	" 8 A	25	45	75	162	204	225	162	63	..
"	" 8 B	21	20	23	66	89	100	66	34	..
"	" 9	0	24	35	68	85	100	68	32	..
"	" 10	21	52	85	190	246	275	190	84	1
245 Redhine St.	" 11 A	7	64	91	172	188	200	172	26	2
"	" 11 B	8	34	39	81	90	115	81	33	1
Dominion Block	" 12 A	37	53	94	199	256	275	199	73	3
"	" 12 B	21	33	68	132	178	200	132	66	2

J. McCLURE,
Returning Officer.

RETURN from the Records of the GENERAL ELECTION to the Legislative Assembly, 1937—Continued.

Electoral District.	Numbers of Polling Places.	Names of Candidates and Number of Votes Polled for each.				Voters at each Polling Place.				Ballot Papers sent out and how disposed of in each Polling Place.					
		Crawford	Miles	Murphy	Spence	Total Number of Votes Polled.	Number of Votes remaining Unpolled.	Number of names on the Polling Lists.	Number of Ballot Papers sent out to each Polling Place.	Used Ballot Papers.	Unused Ballot Papers.	Rejected Ballot Papers.	Cancelled Ballot Papers.	Declined Ballot Papers.	Ballot Papers taken from Polling Places.
Fort William—Con.	No. 13 A	23	18	127	91	259	91	350	400	259	138	3	1	1	1
	" 13 B	10	4	35	47	96	49	145	165	96	68	1	1	1	1
	" 14 A	42	11	81	181	315	81	396	425	315	106	4	1	1	1
	" 14 B	33	3	50	82	168	50	218	225	168	55	2	1	1	1
	" 15	21	15	56	82	174	21	195	215	174	41	1	1	1	1
	" 16 A	35	4	88	112	239	68	307	325	239	81	4	1	1	1
	" 16 B	16	3	46	70	135	36	171	190	135	52	3	1	1	1
	" 17 A	39	12	39	99	189	32	221	240	189	49	2	1	1	1
	" 17 B	25	13	22	32	92	28	120	140	92	47	1	1	1	1
	" 18 A	32	2	35	106	185	55	240	265	185	79	1	1	1	1
	" 18 B	22	2	21	43	88	30	118	140	88	51	1	1	1	1
	" 19 A	20	5	65	72	162	47	209	230	162	67	1	1	1	1
	" 19 B	20	7	25	50	102	18	120	140	102	38	1	1	1	1
	" 20 A	41	16	46	132	235	85	320	340	235	101	4	1	1	1
	" 20 B	13	6	12	70	101	20	121	140	101	39	1	1	1	1
	" 21 A	44	25	70	81	220	22	242	265	220	45	1	1	1	1
	" 21 B	16	13	21	58	108	52	160	175	108	67	1	1	1	1
	" 22	5	7	10	28	50	15	65	75	50	25	1	1	1	1
	" 23 A	25	6	59	127	217	54	271	300	217	83	1	1	1	1
	" 23 B	10	3	31	53	97	33	130	150	97	53	1	1	1	1
	" 24 A	41	6	59	144	250	42	292	315	250	65	1	1	1	1
	" 24 B	21	0	36	65	122	20	142	155	122	33	1	1	1	1
	" 25 A	29	10	62	108	209	57	266	275	209	66	1	1	1	1
	" 25 B	9	2	30	80	121	42	163	175	121	54	1	1	1	1
	" 26 A	30	4	48	101	183	42	225	240	183	56	1	1	1	1
	" 26 B	16	4	33	47	100	19	119	140	100	40	1	1	1	1

RETURNS FROM THE RECORDS OF THE GENERAL ELECTION TO THE LEGISLATIVE ASSEMBLY, 1937—Continued.

Electoral District.	Numbers of Polling Places.	Names of Candidates and Number of Votes Polled for each.				Total Number of			Voters at each Polling Place.		Ballot Papers sent out and how disposed of in each Polling Place.					
		Crawford	Miles	Murphy	Spence	Number of Votes remaining Unpoll.	Number of names on the Polling Lists.	Number of Ballot Papers sent out to each Polling Place.	Used Ballot Papers.	Unused Ballot Papers.	Rejected Ballot Papers.	Cancelled Ballot Papers.	Declined Ballot Papers.	Ballot Papers taken from Polling Places.		
Fort William—Con.	Savant Sturgeon Gold Mines No. 110	0	0	6	1	7	11	18	25	7	18	0	0	0	0	0
	P.O. Savant Lake Station	3	5	26	33	67	34	101	115	67	44	4	0	0	0	0
	Gastner's Store, Allanwater	3	5	10	12	30	43	73	75	30	44	1	0	0	0	0
	Camp Office—Feespur	0	0	19	22	41	17	58	65	41	23	1	0	0	0	0
	Derkoch House, Shabagua.	6	1	14	5	26	13	39	50	26	23	1	0	0	0	0
	Pigeon Timber Co. Camp 32	4	4	3	0	7	2	9	15	7	8	0	0	0	0	0
	" 33	4	1	1	4	10	4	14	15	10	5	0	0	0	0	0
	" 34	1	0	0	0	1	7	8	15	1	14	0	0	0	0	0
	C.N.R. Depot, Mabella.	1	3	1	3	8	16	24	40	8	30	2	0	0	0	0
	McKinnon's Inn, Shebau'an	1	7	22	10	40	26	66	75	40	33	2	0	0	0	0
	C.N.R. Depot, Kashabowie	6	1	12	15	34	20	54	55	34	21	0	0	0	0	0
	Chenier's House, Huronian	2	9	9	2	22	13	35	40	22	16	2	0	0	0	0
	School House—Fimmark.	10	18	13	21	62	33	95	100	62	34	4	0	0	0	0
	Edward's Store—Savanne.	0	0	2	7	9	6	15	25	9	16	0	0	0	0	0
	Office Anderson's Camp.	3	2	3	1	9	4	13	25	9	16	0	0	0	0	0
	Office—Ehn's Camp.	0	6	8	2	16	4	20	25	16	9	0	0	0	0	0
	School House—Upsala.	0	37	24	62	123	18	141	150	123	27	0	0	0	0	0
	Store—Sunshine.	8	1	10	4	19	15	34	40	19	18	0	0	0	0	0
	Council House, Mt. Road.	2	2	13	4	21	15	36	40	21	19	0	0	0	0	0
	School House, Mission Bay	0	0	16	1	17	2	19	25	17	7	1	0	0	0	0
	Moose Hill, No. 2 School.	7	12	7	19	45	31	76	100	45	54	1	0	0	0	0
	Pearson W. No. 2 School.	2	12	39	1	54	7	61	75	54	21	0	0	0	0	0
	McKechnie's Camp.	0	0	14	26	40	23	63	75	40	32	0	0	0	0	0
	Home of A. Thomas, Sil'r Mt.	18	5	3	11	37	19	56	75	37	38	0	0	0	0	0
	Korhonan Mill—Devon.	6	0	1	3	10	16	26	40	10	29	0	0	0	0	0
	Store—Wolfe Siding.	2	5	27	11	45	12	57	65	45	18	1	0	0	0	0

P.O. Nolath	10	22	65	28	125	49	174	200	125	74	1
Marks—No. 1 School	11	12	7	51	81	7	88	100	81	19	
West Scoble—U.S.H.	1	12	14	13	40	12	52	65	40	25	
Pearson East—No. 1 School	0	24	15	30	69	12	81	100	69	31	
S. Lybster—No. 3 School	1	5	14	1	21	19	40	50	21	25	3
Pickle Crow Gold Mines	4	30	40	34	108	121	229	250	108	140	2
Central Patricia Gold Mines	25	17	17	75	134	88	222	250	134	113	3
Albany River Gold Mines	5	0	10	21	36	19	55	65	36	29	
Dog Hole Bay	12	0	8	2	22	29	51	65	22	42	1
C.N.R. Sec'n House, Kelly	2	2	9	2	15	7	22	25	15	10	
Totals	1,845	1,542	5,236	5,731	14,354	3,918	18,272	20,575	14,354	6,007	192
Majority for Spence			495								

Total number of printed ballots not distributed to D.R.O.'s: 1,275. Total number of ballot papers printed: 21,850.

Glengarry	MacGillivray		St. Denis		Totals	Returned	Unreturned	Total
	No.	Ballots	No.	Ballots				
ALEXANDRIA								
South Ward	1 A	95	31	126	119	429	275	127
"	1 B	137	47	184	52	409	250	188
Centre Ward	2 A	134	19	153	52	409	250	154
"	2 B	160	44	204	70	315	375	207
North Ward	3	159	86	245	70	315	375	250
Locust Tp.								
Gore	1	43	12	55	26	81	150	56
Glen Robertson	2 A	115	32	147	78	435	300	152
"	2 B	141	69	210	92	290	300	210
Glensanfield	3	157	41	198	92	290	325	202
Dalkeith	4	124	62	186	72	258	325	187
Breadalban	5	79	37	116	21	137	175	117
Lochinvar	6	73	59	132	71	203	250	135
Kirk Hill	7	57	74	131	45	176	250	132
Quigle's	8	154	31	185	61	246	325	188
Cameron's	9	91	49	140	68	208	250	143
McPhee's	10	72	38	110	39	149	250	111
KENYON Tp.								
Third Kenyon	1	102	53	155	96	251	350	155
Greenfield	2 A	115	27	142	100	366	250	144
"	2 B	95	29	124	129	381	250	124
Dunvegan	3 A	85	60	145	129	381	250	148
"	3 B	56	51	107	100	250	107	102
Dominionville	4	76	24	100	24	124	150	102
Laggan West	5	63	79	142	41	183	275	143
St. Elmo	6	94	63	157	56	213	300	159

A. R. McCALLUM, Returning Officer.

Summerstown	" 4	90	50	140	152	411	300	142	158	2
"	4 B	76	43	119	119	306	325	122	178	3
Tyotown	" 5	143	44	187	119	306	325	188	137	1
Cashions Glen	" 6	84	64	148	68	216	300	148	152	
Martintown	" 7 A	67	64	131	212	487	300	131	169	
"	7 B	88	56	144	144		300	145	155	1
Munroe's Mills	" 8	87	39	126	122	248	350	126	224	
Glen Roy	" 9	89	50	139	80	219	300	140	160	1
CALEDONIA Tp.										
Public School No. 1	" 1	106	24	130	70	200	300	130	170	
"	2 A	93	36	129	120	392	275	131	144	2
St. Bernadin	" 2 B	110	33	143	143		275	143	132	
St. Amour	" 3	162	10	172	40	212	275	172	103	
Skye School	" 4	35	36	71	20	91	125	71	54	
St. Isidore	" 5	67	5	72	20	92	125	72	53	
VANKLEEK HILL										
East Ward	" 1	154	101	255	62	317	375	259	116	4
West Ward	" 2	95	99	194	70	264	350	194	156	
Centre Ward	" 3	105	104	209	64	273	375	211	164	2
EAST HAWKESBURY										
St. Eugene	" 3	117	24	141	63	204	300	141	159	
Barb	" 4	59	47	106	63	169	250	106	144	
St. Anne de Prescott	" 5 A	71	3	77	186	451	300	77	223	
"	5 B	188	0	188	78		300	188	112	
West HAWKESBURY										
C.P.R. Station	" 2	54	50	104	31	135	175	105	70	1
Aberdeen School	" 3	58	87	145	45	190	250	146	104	1
Totals		6,737	3,288	10,025	4,041	14,066	18,700	10,129	8,571	88 10 5 1
Majority for MacGillivray		3,449								

Total number of printed ballots not distributed to D.R.O.'s: 1,300. Total number of ballot papers printed: 20,000.

Grenville-Dundas	No. 1	Barnard		Challies						
		No.	1	No.	1					
Augusta Tp.	" 1	98	80	178	89	267	275	182	93	4
"	" 2	74	50	124	78	202	295	126	99	2
"	" 3	83	70	153	77	230	250	155	95	1
"	" 4	55	78	133	58	191	200	134	66	1
"	" 5	25	113	138	88	226	250	139	111	1
"	" 6	68	144	212	107	319	325	215	110	3
"	" 7	72	65	137	66	203	225	140	85	3
"	" 8	81	60	141	63	204	225	144	81	3
"	" 9	78	85	163	70	233	250	165	85	2
"	" 10	11	60	71	15	86	100	72	28	1
South Gower Tp.	" 1	82	132	214	44	258	275	214	61	
"	" 2	94	81	175	36	211	225	175	50	

"L to Z	"	7	55	68	123	69	192	200	124	76	1
"	"	8	49	92	141	69	210	225	142	83	1
"	"	9	15	77	92	42	134	150	93	57	1
"	"	10	11	76	87	74	161	175	87	88
Winchester Tp.	"	1	90	86	176	44	220	225	177	48	1
"	"	2	52	72	124	44	168	175	125	50	1
"	"	3	58	101	159	20	179	200	161	39	2
"	"	4	30	63	93	90	183	200	93	107
"	"	5	95	54	149	76	225	225	150	75	1
"A to G	"	6	57	89	146	48	194	200	150	50	3
"	"	6	105	91	196	65	261	275	199	76	2
"H to Z	"	7	115	69	184	65	249	250	188	62	4
"	"	8	26	66	92	36	128	150	92	58
Village of Winchester	A to K	"	1	53	78	131	42	173	175	132	43
"	L to Z	"	1	24	65	89	38	127	150	89	61
"	A to K	"	2	61	90	151	58	209	225	152	73	1
"	L to Z	"	2	49	108	157	31	191	225	157	68
Mountain Tp.A to H	"	1	79	72	151	69	220	225	153	72	2
"	"	1	50	92	142	48	190	200	144	56	1
"A to G	"	2	31	85	116	40	156	175	118	57	2
"H to Z	"	2	43	77	120	46	166	175	124	51	4
"	"	3	59	104	163	83	246	250	165	85	2
"	"	4	66	119	185	71	256	275	187	88	2
"A to J	"	5	68	58	126	31	157	175	126	49
"K to Z	"	5	63	100	163	51	214	225	163	62
"	"	6	31	39	70	23	93	100	70	30
"	"	7	27	44	71	20	91	100	72	28	1
Wolford Tp.	"	1	47	58	105	21	126	150	106	44	1
"	"	2	17	81	101	29	130	150	102	48	1
"	"	3	64	97	161	22	183	200	161	39
"	"	4	17	72	89	27	116	125	89	36
"	"	5	66	86	152	27	179	200	158	42	6
Edwardsburg Tp.	"	1	109	129	238	29	317	325	239	86	1
"	"	2	65	74	139	50	189	200	141	59	2
"	"	3	86	81	167	78	245	250	169	81	2
"A to K	"	4	92	58	150	42	192	200	151	49
"L to Z	"	4	90	52	142	30	172	175	144	31
"	"	5	101	65	166	45	211	225	171	54
"	"	6	93	53	146	46	192	200	149	51	3
"	"	7	80	91	171	63	234	250	172	78	1
"	"	8	42	67	109	33	142	150	110	40	1

RETURN from the Records of the GENERAL ELECTION to the Legislative Assembly, 1937—Continued.

Electoral District.	Numbers of Polling Places.	Names of Candidates and Number of Votes Polled for each.	Voters at each Polling Place.			Ballot Papers sent out and how disposed of in each Polling Place.							
			Total Number of Votes Polled.	Number of Votes remaining Unpoll'd.	Number of names on the Polling Lists.	Number of Ballot Papers sent out to each Polling Place.	Used Ballot Papers.	Unused Ballot Papers.	Rejected Ballot Papers.	Cancelled Ballot Papers.	Declined Ballot Papers.	Ballot Papers taken from Polling Places.	
Grenville-Dundas —Con	Edwardsburg Tp. No. 9	Barnard	94	34	128	150	94	56					
	Village of Iroquois A to J " 1	36	157	45	202	225	159	66	2				
	" " K to Z " 2	52	166	38	204	225	168	57	2				
	Williamsburg Tp. " 1	67	241	81	322	325	245	80	4				
	" " " 2	87	162	78	240	250	163	87			1		
	" " " 3	81	94	31	125	150	95	55	1				
	" " " 4	76	176	73	249	275	178	97			2		
	" " A to L " 4	101	170	86	256	275	174	101	3		1		
	" " M to Z " 4	99	197	103	300	325	197	128					
	" " " 5	107	147	70	34	200	148	52	1				
	" " " 6	70	198	52	250	275	198	77					
	" " " 7	111	119	63	182	225	121	104	2				
	" " " 8	46	119	63	182	225	121	104	2				
	" " " 9	15	70	11	81	100	72	28	2				
	" " " 10	65	125	68	193	225	127	98	2				
	Village of Morrisburg A to H " 1	52	98	32	130	150	100	50		1			
	" " I to Z " 1	72	139	20	159	175	146	29	4				
	" " A to H " 2	91	167	38	205	250	167	83			3		
	" " I to Z " 2	69	128	51	179	200	130	70	2				
	" " A to H " 3	72	198	67	265	325	201	124	3				
	" " I to Z " 3	62	127	92	219	225	129	96	2				
	Village of Chesterville A to K " 1	62	152	15	167	200	153	47			1		
" " L to Z " 1	92	161	62	223	225	164	61		1		2		
" " " 2	81	145	35	180	200	149	51	4					
" " " 1	111	225	47	272	275	228	47	3					
Oxford Tp. " 1	61	174	61	235	250	174	76						
" " " 2	45	101	34	135	150	101	49						

"	"	3	69	153	222	117	339	350	224	126	2	
"	"	4	37	130	167	65	232	250	169	81	2	
"	"	5	37	72	109	28	137	150	109	41		
"	"	6	79	96	175	58	233	250	175	75		
"	"	A to M	77	99	176	53	229	250	177	73	1	
"	"	N to Z	29	39	68	21	89	100	69	31	1	
Totals			7,603	9,288	16,891	5,951	22,842	24,550	17,094	7,456	155	24
Majority for Challies				1,685								

Total number of printed ballots not distributed to D.R.O's: 5,450. Total number of ballot papers printed: 30,000.

Grey, North	Owen Sound	Christie	Patterson	Porteous	207	81	288	300	211	89	3	1
"	"	No. 1	99	81	207	81	288	300	211	89	3	1
"	"	A to L	63	58	145	39	181	200	148	52	3	
"	"	M to Z	71	52	142	38	180	200	145	55	3	
"	"	"	95	81	214	44	258	275	216	59	2	
"	"	A to L	83	49	144	30	174	200	144	56		
"	"	M to Z	82	48	150	31	181	200	141	49		1
"	"	A to L	79	38	132	16	148	150	133	17		1
"	"	M to Z	64	38	121	35	156	175	124	51		2
"	"	"	120	51	210	57	267	275	215	60	5	
"	"	"	123	70	237	63	300	325	243	82	6	
"	"	"	98	66	211	72	283	300	214	86	3	
"	"	A to L	60	63	149	50	199	250	151	99	2	
"	"	M to Z	65	65	183	33	183	200	153	47		3
"	"	"	95	55	174	35	209	250	175	75	1	
"	"	A to L	76	55	153	47	200	250	154	96		1
"	"	M to Z	74	41	124	32	156	175	125	50		1
"	"	"	108	96	233	61	294	300	234	66	1	
"	"	A to L	86	71	165	38	203	250	166	81	1	
"	"	M to Z	72	75	162	45	207	250	166	84		4
"	"	"	121	75	219	72	291	300	228	72	9	
"	"	"	36	52	95	43	138	175	99	76	4	
"	"	A to L	70	56	145	47	192	200	147	53	3	
"	"	M to Z	108	81	199	52	251	275	206	69	7	
"	"	"	76	55	136	24	160	175	139	36	3	
"	"	A to L	110	105	227	59	286	300	232	68	5	
"	"	M to Z	72	72	157	34	191	200	157	43		2
"	"	"	63	43	108	24	132	150	110	40		2
"	"	A to L	64	60	131	42	173	200	133	67	2	
"	"	M to Z	75	105	188	69	257	275	190	85	2	

HERMAN S. WEAVER,
Returning Officer.

"	" 15	103	85	192	55	247	275	196	79	2	2	
Sarawak Tp.	A to L	39	27	70	13	83	100	70	30			
"	1 & 2	29	26	64	25	89	100	64	36			
"	M to Z	68	36	110	24	134	150	110	40			
"	" 4	34	48	88	28	116	125	88	37			
Shallow Lake	" 1	88	81	183	30	213	225	184	41	1		
Keppel Tp.	" 2	66	37	106	34	140	150	106	44	2		
"	" 3	82	44	133	51	184	200	136	64	2		
"	" 4	41	46	99	44	143	175	100	75	1		
"	" 5	37	95	133	39	172	200	133	67			
"	" 6	64	54	118	35	153	175	118	57			
"	" 7	84	78	175	66	241	250	176	74	1		
"	" 8	125	64	193	35	228	250	194	56	1		
Derby Tp.	" 1	57	7	77	57	134	150	77	73			
"	" 2	118	88	216	40	256	275	216	59			
"	" 3	104	83	194	66	260	275	197	78	3		
"	" 4	52	75	133	61	194	225	133	92			
"	" 5	92	62	158	33	191	250	159	91	1		
Town of Thornbury	" 6	78	81	169	27	196	225	169	56			
"	" 7	28	22	52	21	73	100	52	48			
"	" 8	125	95	221	79	300	325	224	101	3		
"	" 9	122	83	207	41	248	275	207	68			
St. Vincent Tp.	" 10	55	41	96	19	115	125	96	29			
"	" 11	46	54	100	44	144	175	102	73	2		
"	" 12	76	68	146	55	201	225	146	79			
"	" 13	73	30	104	16	120	150	105	45	1		
"	" 14	77	32	110	25	135	150	110	40			
"	" 15	68	51	121	27	148	175	123	52		2	
"	" 16	68	42	101	52	153	175	103	72	1	1	
"	" 17	63	38	102	67	169	200	102	98			
"	" 18	55	25	81	10	91	125	81	44			
"	" 19	36	39	79	33	112	125	79	46			
Town of Meaford	" 20	52	79	135	67	202	275	136	139	1		
"	" 21	119	121	258	94	352	375	260	115		2	
"	" 22	66	71	143	76	219	250	145	105	2		
"	" 23	83	51	139	68	207	225	141	84	2		
"	" 24	56	36	99	37	136	150	99	51			
"	" 25	117	97	218	84	302	325	224	101	6		
"	" 26	106	89	205	91	296	375	211	164	3	3	
"	" 27	119	85	212	59	271	300	215	85	3		
Sullivan Tp.	" 28	102	84	188	79	267	275	188	87			
"	" 29	152	33	188	128	316	350	189	161	1		
"	" 30	132	58	190	79	269	300	191	109		1	
"	" 31	172	73	246	62	308	325	247	78			
"	" 32	99	46	150	55	205	225	150	75			

RETURN from the Records of the GENERAL ELECTION to the Legislative Assembly, 1937—Continued.

Electoral District.	Numbers of Polling Places.	Names of Candidates and Number of Votes Polled for each.		Voters at each Polling Place.			Ballot Papers sent out and how disposed of in each Polling Place.							
		Christie	Patterson	Porteous	Total Number of Votes Polled.	Number of Votes remaining Unpolled.	Number of names on the Polling Lists.	Number of Ballot Papers sent out to each Polling Place.	Used Ballot Papers.	Unused Ballot Papers.	Rejected Ballot Papers.	Cancelled Ballot Papers.	Declined Ballot Papers.	Ballot Papers taken from Polling Places.
Grey, North—Con.	Sullivan Tp. M to Z, No. 5 B	6	70	59	135	42	177	200	137	63	2	93	93	0
	Sydenham Tp.	2	80	50	132	74	206	225	132	93	0	0	0	0
	"	4	81	45	130	69	199	225	130	95	0	0	0	0
	"	1	41	36	78	26	104	125	78	47	0	0	0	0
	"	0	54	29	83	31	114	125	83	42	0	0	0	0
	"	9	68	27	104	43	147	175	104	71	0	0	0	0
	"	7	130	66	203	63	266	275	205	70	2	0	0	0
	"	2	115	33	150	37	187	200	151	49	1	0	0	0
	"	5	118	30	153	71	224	250	155	95	2	0	0	0
	"	4	58	16	78	28	106	125	79	46	0	0	0	0
"	8	39	42	89	44	133	125	89	36	0	0	0	0	
Totals		1,016	8,511	6,172	15,699	4,856	20,555	23,100	15,885	7,215	128	24	34	0
Majority for Patterson			2,339											

Total number of printed ballots not distributed to D.R.O's: 1,650. Total number of ballot papers printed: 24,750.

Grey, South	Jamieson		Oliver		Total Number of Votes Polled.	Number of Votes remaining Unpolled.	Number of names on the Polling Lists.	Number of Ballot Papers sent out to each Polling Place.	Used Ballot Papers.	Unused Ballot Papers.	Rejected Ballot Papers.	Cancelled Ballot Papers.	Declined Ballot Papers.	Ballot Papers taken from Polling Places.
	No. 1	No. 2	No. 1	No. 2										
Artemesia Tp.	41	81	27	144	122	44	166	225	123	102	1	0	0	0
"	25	92	31	136	117	27	144	175	117	58	0	0	0	0
"	61	44	53	117	105	31	136	175	106	69	1	0	0	0
"	51	117	53	150	168	53	221	275	168	107	0	0	0	0
"	64	75	44	143	214	53	267	325	216	109	2	0	0	0
"	75	155	63	293	99	44	143	200	99	101	0	0	0	0
"	43	32	57	132	230	63	293	350	230	120	0	0	0	0
Totals	43	32	75	132	75	57	132	175	75	100	0	0	0	0

Village of Flesherston A to M " 1 A	72	66	138	42	180	250	139	111	1
" " Me to Z " 1 B	62	61	123	34	157	200	124	76	1
Town of Hanover " " 2	46	111	157	87	244	300	160	140	3
" " " " 3	28	99	127	77	204	250	129	121	2
" " " " 4	51	108	159	130	289	325	162	163	2
" " " " 5	61	99	160	108	268	300	162	138	2
" " " " 6	86	145	231	119	350	400	232	168	1
" " " " 7	77	167	244	140	384	444	244	181	1
" " " " 8	69	115	181	93	277	325	186	139	2
" " " " 1 A	61	145	206	91	297	350	206	141	1
Village of Markdate, A to L " 1 A	167	80	207	41	288	325	249	76	1
" " " " 1 B	135	97	232	55	287	325	235	90	3
Village of Neustadt " " 1	39	127	166	116	282	350	170	180	4
Totals.....	5,982	7,296	13,278	5,325	18,603	23,200	13,363	9,837	53
Majority for Oliver.....		1,314							22

Total number of printed ballots not distributed to D.R.O.'s: 126. Total number of ballot papers printed: 23,326.

Haldimand-Norfolk.....	Charlottetville.....	No. 1 A	Cross	Marshall		Total number of printed ballots not distributed to D.R.O.'s:	Total number of ballot papers printed:	Majority for Oliver.....
				66	66			
" " " " 2	" " " " 1 B	" 2	108	174	24	198	177	73
" " " " 3	" " " " 3	" 4	81	139	37	176	142	83
" " " " 4	" " " " 4	" 5	119	216	34	250	218	82
" " " " 5	" " " " 5	" 6	134	206	15	221	207	68
" " " " 6	" " " " 6	" 7	77	134	51	185	135	90
" " " " 7	" " " " 7	" 8	128	173	53	226	176	99
" " " " 8	" " " " 8	" 9	195	216	50	296	254	96
" " " " 1 A	" " " " 1 A (to D)	" 1	93	150	78	228	153	122
" " " " 1 B	" " " " 1 B (to L)	" 2	107	205	35	240	207	68
" " " " 2	" " " " 2	" 3	130	210	90	300	212	138
" " " " 3	" " " " 3	" 4	129	190	67	257	197	103
" " " " 4	" " " " 4	" 5	92	159	47	206	162	113
" " " " 5	" " " " 5	" 6	142	132	91	306	221	129
" " " " 6	" " " " 6	" 7	96	181	36	168	137	63
" " " " 7	" " " " 7	" 8	131	181	39	220	183	92
" " " " 1 A	" " " " 1 A	" 1	103	174	71	245	176	124
" " " " 1 B	" " " " 1 B	" 2	125	218	39	257	200	78
" " " " 2	" " " " 2	" 3	124	218	110	328	218	157
" " " " 3	" " " " 3	" 4	135	236	114	350	240	160
" " " " 4	" " " " 4	" 5	69	114	67	221	156	119
" " " " 5	" " " " 5	" 6	39	114	64	178	115	110
" " " " 6	" " " " 6	" 7	163	234	66	300	238	112
" " " " 7	" " " " 7	" 8	103	192	68	204	141	109
" " " " 1 A	" " " " 1 A	" 1	115	192	43	235	194	81
" " " " 1 B	" " " " 1 B	" 2	134	193	7	200	194	81

R. H. DAVEY,
Returning Officer.

RETURN from the Records of the GENERAL ELECTION to the Legislative Assembly, 1937—Continued.

Electoral District.	Numbers of Polling Places.	Names of Candidates and Number of Votes Polled for each.		Voters at each Polling Place.			Ballot Papers sent out and how disposed of in each Polling Place.										
		Cross	Marshall	Total Number of Votes Polled.	Number of Votes remaining Unpoll'd.	Number of names on the Polling Lists.	Number of Ballot Papers sent out to each Polling Place.	Used Ballot Papers.	Unused Ballot Papers.	Rejected Ballot Papers.	Cancelled Ballot Papers.	Declined Ballot Papers.	Ballot Papers taken from Polling Places.				
Haldimand-Norfolk— <i>Con.</i>	Port Dover	No. 2 A	174	135	309	46	355	400	311	89	2						
	"	" 2 B	137	119	256	47	303	350	257	93	1						
	Port Rowan	" 1	107	83	190	35	325	275	191	84		1					
	"	" 2	124	110	234	36	270	325	235	90							
	Simcoe	" 1 A	155	97	252	106	358	400	254	146	2						
	"	" 1 B	79	81	160	110	270	325	160	165							
	"	" 2 A	150	109	259	127	386	425	261	164	2						
	"	" 2 B	111	77	188	96	284	325	189	136	1						
	"	" 3 A	112	103	215	134	349	425	215	210							
	"	" 3 B	93	69	162	71	233	275	165	110	1		1				
	"	" 4 A	141	93	234	112	346	400	237	163	1		1				
	"	" 4 B	69	94	163	98	261	325	163	162							
	"	" 5	173	162	335	189	524	575	341	234	3		1	2			
	"	" 6 A	114	79	193	99	292	350	194	156	1						
	"	" 6 B	124	69	193	85	278	325	195	130	2						
	"	" 7 A	107	105	212	122	334	375	214	161			2				
	"	" 7 B	57	92	149	79	228	275	151	124	2						
	N. Walsingham	" 1	72	42	114	18	132	175	120	55	3		3				
	"	" 2	97	60	157	...	141	200	162	38	2		3				
	"	" 3	80	134	214	24	238	300	217	83	3						
	"	" 4	76	97	173	15	188	225	176	49	3						
	"	" 5	94	94	188	33	221	275	192	83	4						
	S. Walsingham	" 1	124	29	153	52	205	250	155	95			2				
"	" 2	113	77	190	20	210	250	194	56			2					
"	" 3	131	100	231	77	308	350	232	118			1					
"	" 4	72	43	115	43	158	200	116	84	1							
"	" 5	108	73	181	49	230	275	181	94								

Woodhouse.....	1 A	67	134	40	174	225	131	91
".....	1 B	84	144	51	195	250	145	105
".....	2	145	239	55	294	350	242	108
".....	3	150	247	41	288	325	247	78
".....	4 A	94	174	44	218	250	174	76
".....	4 B	83	155	37	192	225	155	70
".....	5	127	241	39	280	300	241	81
Cauboro.....	1	102	185	66	251	300	187	113
".....	2	97	131	50	184	225	137	88
".....	3	102	132	39	164	200	132	68
N. Cayuga.....	1	130	157	39	196	250	160	90
".....	2	89	133	30	163	200	133	67
".....	3	59	79	21	100	150	71	71
".....	4	93	162	24	186	225	162	63
".....	5	131	203	38	241	275	205	70
Moulton.....	1	65	126	64	190	226	126	124
".....	2	62	177	72	249	300	177	123
".....	3	48	89	22	111	150	89	61
".....	4	117	177	48	226	275	181	94
".....	5	99	142	43	185	250	142	108
".....	6	31	66	37	103	150	67	83
Sherbrooke.....	1	108	165	33	198	250	166	84
S. Cayuga.....	1	101	136	38	174	225	136	89
".....	2	100	142	52	194	250	142	108
Oneida.....	1	89	138	46	184	225	139	86
".....	2	61	129	34	163	200	130	70
".....	3	97	128	55	183	225	128	97
".....	4	85	159	46	205	250	160	90
".....	5	48	65	31	96	125	66	59
Rainham.....	1	165	234	69	303	350	236	114
".....	2	199	260	65	325	375	261	111
".....	3	130	263	42	305	350	261	86
".....	4	65	105	23	128	175	106	69
Jarvis.....	1	138	325	57	382	450	326	124
Caledonia.....	1 A	90	214	74	288	350	214	136
".....	1 B	73	179	63	242	300	180	120
".....	2 A	48	158	62	220	300	159	141
".....	2 B	53	121	59	180	222	122	128
Cayuga.....	1 A	151	210	40	250	300	213	87
".....	1 B	141	188	45	233	300	188	112
Seneca.....	1	76	142	17	189	250	143	107
".....	2	61	77	15	92	125	77	48
".....	3	86	185	51	236	275	185	90
".....	4	96	155	40	195	250	155	95
".....	5	128	275	106	381	450	278	172

Halton	Esquesing	No.	Block	Cross	Dingle	Tate	142	169	175	225	300	230	171	142	32	1	
	"	"	1 A	0	50	0	171	27	142	175	225	300	171	142	32	1	
	"	"	1 B	2	72	4	230	40	171	225	300	230	171	142	53	1	
	"	"	2 A	0	107	4	123	63	230	300	230	171	142	32	1	1	
	"	"	2 B	1	50	0	279	38	161	175	233	161	175	50	1	1	
	"	"	3	0	85	3	349	70	349	350	279	349	350	69	2	2	
	"	"	4	1	70	2	353	83	353	350	250	353	350	99	1	1	
	"	"	5 A	0	59	0	179	73	252	250	179	252	250	70	1	1	
	"	"	5 B	1	47	5	106	32	138	150	106	138	150	40	1	1	
	"	"	6	2	139	3	262	55	317	325	262	317	325	61	2	2	
	"	"	A to M	0	58	0	131	19	150	150	131	150	150	14	5	5	
	"	"	N to Z	0	128	7	281	114	395	400	281	395	400	119	1	1	
Nelson	"	"	A to M	0	67	3	139	97	236	250	139	236	250	107	3	3	
"	"	"	N to Z	4	91	6	306	71	306	300	235	306	300	62	3	3	
"	"	"	1	2	55	6	191	64	255	250	191	255	250	57	2	2	
"	"	"	2	0	98	1	208	21	229	225	208	229	225	16	1	1	
"	"	"	3	0	31	1	101	29	130	150	101	130	150	49	1	1	
"	"	"	4	0	84	0	178	86	264	275	178	264	275	96	1	1	
"	"	"	5	0	86	2	230	146	376	400	230	376	400	169	1	1	
"	"	"	6	0	61	3	134	110	244	250	134	244	250	114	1	1	
"	"	"	7	1	30	0	89	22	111	125	89	111	125	36	1	1	
"	"	"	8	3	87	7	323	98	421	425	323	421	425	99	3	3	
Trafalgar	"	"	A to M	4	75	3	216	64	280	300	216	280	300	84	2	2	
"	"	"	N to Z	5	28	3	101	84	185	200	101	185	200	99	1	1	
"	"	"	1	8	84	3	173	51	224	225	173	224	225	52	1	1	
"	"	"	2	1	92	2	251	59	310	325	251	310	325	73	1	1	
"	"	"	3	3	96	3	230	42	292	300	230	292	300	49	1	1	
"	"	"	4	2	137	5	230	51	281	300	230	281	300	69	1	1	
"	"	"	5	0	61	4	276	43	319	325	276	319	325	44	1	1	
"	"	"	6 A	0	45	0	153	46	199	200	153	199	200	42	3	3	
"	"	"	6 B	0	129	7	251	66	317	325	251	317	325	70	4	4	
"	"	"	N to Z	1	68	5	142	113	257	275	142	257	275	132	1	1	
Nassagaweya	"	"	A to M	1	57	6	345	27	350	350	345	350	350	232	118	118	
"	"	"	N to Z	0	96	2	277	92	389	375	277	389	375	277	97	1	1
"	"	"	1	1	62	2	268	70	338	350	268	338	350	79	2	2	
"	"	"	2	1	161	0	318	103	421	425	318	421	425	106	1	1	
"	"	"	3	5	116	2	303	68	371	375	303	371	375	68	2	2	
"	"	"	N to Z	0	38	2	130	36	166	175	130	166	175	43	1	1	
Milton	"	"	A to M	5	85	5	226	65	291	300	226	291	300	67	7	7	
"	"	"	N to Z	2	144	14	323	73	396	425	323	396	425	102	1	1	
"	"	"	1	3	89	4	217	61	278	300	217	278	300	79	3	3	
Oakville	"	"	A to M	0	65	6	163	40	203	225	163	203	225	59	1	1	
"	"	"	N to Z	2	171	6	305	143	448	450	305	448	450	145	2	2	

PETER WELLINGTON COOK,

Returning Officer.

RETURN from the Records of the GENERAL ELECTION to the Legislative Assembly, 1937—Continued.

Electoral District.	Numbers of Polling Places.	Names of Candidates and Number of Votes Polled for each.				Voters at each Polling Place.			Ballot Papers sent out and how disposed of in each Polling Place.						
		Blakelock	Cross	Dingle	Tate	Total Number of Votes Polled.	Number of Votes remaining Unpolled.	Number of names on the Polling Lists.	Number of Ballot Papers sent out to each Polling Place.	Used Ballot Papers.	Unused Ballot Papers.	Rejected Ballot Papers.	Cancelled Ballot Papers.	Declined Ballot Papers.	Ballot Papers taken from Polling Places.
Halton Con.	Oakville.....	N to Z No. 2	0	87	1	149	49	198	200	149	51
	"	A to M "	1	167	8	390	120	510	525	390	135
	"	N to Z "	0	105	1	205	51	256	275	205	69
	"	A to M "	1	141	11	285	117	402	400	285	110
	"	N to Z "	0	77	3	140	37	177	175	140	33
	Advance Poll	Oakville	21	0	11	32	32	100	32	68
	Burlington	A to M "	125	3	125	13	47	313	325	266	55
	"	N to Z "	1	0	77	0	152	159	311	325	152
	"	A to M "	193	1	157	4	355	171	526	525	355
	"	N to Z "	2	1	87	2	165	66	231	250	165
	"	A to M "	139	3	158	3	303	38	341	350	303
	"	N to Z "	92	1	75	0	168	136	304	300	168
Georgetown	"	A to M "	0	149	0	335	95	430	450	335	108
	"	N to Z "	2	90	6	227	95	322	325	227	92
	"	A to M "	1	46	1	109	38	147	150	109	38
	"	N to Z "	190	3	188	9	390	156	546	550	390
	"	A to M "	2	1	68	2	157	54	211	225	157
	"	N to Z "	123	0	148	9	280	96	376	375	280
	"	A to M "	45	1	52	0	98	39	137	150	98
	Acton	N to Z "	150	2	141	1	297	95	392	400	297
	"	A to M "	106	0	50	3	159	22	181	201	159
	"	N to Z "	186	2	164	8	360	106	466	475	360
	"	A to M "	84	3	89	3	179	58	237	250	179
	Totals		7,832	83	5,958	238	14,111	4,715	18,826	19,476	14,111	5,203	116	33	11
Majority for Blakelock		1,874													

Total number of printed ballots not distributed to D.R.O's: 525. Total number of ballot papers printed: 20,001.

RETURN from the Records of the GENERAL ELECTION to the Legislative Assembly, 1937--Continued.

Electoral District.	Numbers of Polling Places.	Names of Candidates and Number of Votes Polled for each.				Voters at each Polling Place.			Ballot Papers sent out and how disposed of in each Polling Place.						
		Brunton	Lawrence	MacKay	Walsh	Total Number of Votes Polled.	Number of Votes remaining Unpolled.	Number of names on the Polling Lists.	Number of Ballot Papers sent out to each Polling Place.	Used Ballot Papers.	Unused Ballot Papers.	Rejected Ballot Papers.	Cancelled Ballot Papers.	Declined Ballot Papers.	Ballot Papers Taken from Polling Places.
Hamilton, East <i>Con.</i>	No. 43	0	22	89	53	164	76	240	250	164	84	2	1	2	2
	" 44	1	14	65	50	130	77	207	225	130	92	2	1	1	2
	" 45	0	33	57	36	126	58	184	200	126	74	8	1	1	1
	" 46	1	36	39	78	154	97	251	275	154	113	8	1	1	1
	" 47	0	42	78	65	185	77	262	275	185	90	1	1	1	1
	" 48	3	43	76	53	175	68	243	250	175	74	1	1	1	1
	" 49	2	52	58	39	151	34	185	151	47	47	2	1	1	1
	" 50	1	27	44	26	98	52	150	175	98	75	2	1	1	1
	" 51	0	45	55	35	135	71	206	225	135	80	10	1	1	1
	" 52	1	44	74	29	148	75	223	250	148	98	4	1	1	1
	" 53	2	46	68	14	130	118	248	275	130	144	1	1	1	1
	" 54	0	55	45	28	128	80	208	225	128	95	2	1	1	1
	" 55	2	41	66	45	154	76	230	250	154	95	1	1	1	1
	" 56	3	39	59	28	129	60	189	200	129	67	4	1	1	1
	" 57	2	34	37	13	86	31	117	125	86	38	1	1	1	1
	" 58	2	61	108	13	184	63	247	250	184	64	2	1	1	1
	" 59	2	44	73	22	141	56	197	200	141	55	4	1	1	1
	" 60	5	54	52	16	127	21	148	150	127	19	4	1	1	1
	" 61	3	74	115	24	216	83	299	325	216	87	22	1	1	1
	" 62	0	77	68	15	160	64	224	250	160	88	1	1	1	1
	" 63	4	52	49	56	161	52	213	225	161	59	1	1	1	1
	" 64	0	44	47	53	144	67	211	275	144	126	5	1	1	1
	" 65	1	38	71	19	129	59	188	200	129	63	8	1	1	1
" 66	0	58	55	59	172	66	238	250	172	78	1	1	1	1	
" 67	0	32	63	50	145	81	226	250	145	102	3	1	1	1	
" 68	1	47	70	54	172	74	246	275	172	96	7	1	1	1	

69	0	53	62	49	164	41	205	225	164	60	1
70	0	36	80	33	149	72	221	250	149	95	6
71	0	52	76	39	167	101	268	275	167	107	1
72	3	52	50	48	153	80	233	250	153	93	4
73	0	63	80	52	195	69	264	275	195	75	5
74	3	39	93	53	188	72	260	275	188	82	5
75	1	39	49	54	143	93	236	250	143	100	7
76	1	35	85	52	160	87	247	275	160	113	2
77	0	35	74	55	164	62	226	250	164	85	1
78	0	45	83	57	185	91	276	300	185	113	2
79	0	28	95	44	167	86	253	275	167	106	2
80	0	77	56	24	157	83	240	250	157	90	2
81	0	20	65	49	141	62	203	225	141	79	5
82	0	28	61	45	125	73	198	225	125	95	4
83	0	19	52	34	111	60	171	175	111	63	1
84	1	24	84	54	175	97	272	300	175	120	5
85	1	36	78	30	135	70	205	225	135	81	9
86	1	26	111	60	201	66	267	275	201	74	
87	0	32	58	12	103	71	174	200	103	96	
88	1	46	66	15	129	69	198	225	129	95	1
89	2	31	56	36	124	80	204	250	124	121	4
90	1	32	69	35	136	77	213	225	136	84	5
91	0	32	66	52	144	65	209	250	144	106	
92	3	23	55	59	142	63	205	225	142	77	6
93	0	28	55	51	146	84	230	250	146	103	
94	0	18	77	31	109	45	124	150	109	40	1
95	0	12	66	26	101	46	147	175	101	70	
96	0	12	63	31	105	62	207	225	105	78	2
97	1	18	63	36	125	41	166	175	125	45	
98	1	25	51	43	128	46	174	200	128	70	
99	6	28	51	43	131	47	178	200	131	62	7
100	0	42	56	33	152	69	221	250	152	95	
101	3	49	79	21	151	69	222	225	151	71	2
102	0	34	34	38	106	69	175	200	106	91	
103	0	61	59	31	151	71	222	225	151	71	
104	1	47	60	31	139	63	202	225	139	75	10
105	1	43	85	33	162	56	218	225	162	61	1
106	0	38	68	29	135	107	242	250	135	108	6
107	0	47	40	22	109	70	179	200	109	83	8
108	2	50	76	24	152	96	248	275	152	121	
109	2	45	61	32	140	52	192	200	140	55	5
110	1	37	66	30	134	56	190	200	134	60	6
111	0	27	44	16	87	20	117	125	87	37	1
112	0	28	45	16	89	43	132	150	89	58	3
113	0	22	53	24	99	61	163	175	99	62	14

RETURN from the Records of the GENERAL ELECTION to the Legislative Assembly, 1937—Continued.

Electoral District.	Numbers of Polling Places.	Names of Candidates and Number of Votes Polled for each.				Voters at each Polling Place.			Ballot Papers sent out and how disposed of in each Polling Place.						
		Brunton	Lawrence	Mackay	Walsh	Total Number of Votes Polled.	Number of Votes remaining Unpoll'd.	Number of names on the Polling Lists.	Number of Ballot Papers sent out to each Polling Place.	Used Ballot Papers.	Unused Ballot Papers.	Rejected Ballot Papers.	Cancelled Ballot Papers.	Declined Ballot Papers.	Ballot Papers taken from Polling Places.
Hamilton, East	No. 114	0	36	47	22	105	62	167	175	105	68	4	2	2	9
	" 115	0	39	69	24	132	61	193	225	132	89	12	9	12	12
	" 116	0	36	80	25	141	94	235	250	141	102	9	9	9	9
	" 117	1	33	72	33	139	94	233	250	139	74	2	2	2	2
	" 118	0	26	68	30	124	53	176	200	124	139	5	6	6	6
	" 119	1	37	69	32	139	53	192	200	139	55	3	3	3	3
	" 120	2	42	60	44	148	84	232	250	148	99	3	8	8	8
	" 121	0	53	88	34	175	82	257	275	175	92	6	6	6	6
	" 122	1	36	76	22	135	63	198	225	135	84	2	2	2	2
	" 123	0	52	44	21	117	30	147	175	117	56	7	5	5	5
	" 124	0	66	132	37	235	67	302	325	235	78	4	4	4	4
	" 125	0	70	76	25	171	52	223	250	171	75	10	2	2	2
	" 126	3	67	65	25	160	55	215	225	160	53	10	3	3	3
	" 127	0	43	57	10	110	52	162	175	110	62	20	20	20	20
	" 128	0	35	75	28	138	72	210	225	138	67	8	8	8	8
	" 129	0	49	71	29	149	83	232	250	149	93	3	1	1	1
	" 130	0	60	42	15	117	57	174	200	117	79	3	3	3	3
	" 131	2	74	108	22	206	59	265	250	206	44	5	5	5	5
	" 132	2	130	83	12	227	69	296	325	227	93	11	11	11	11
	" 133	3	154	78	22	257	79	336	350	257	82	8	8	8	8
	" 134	5	125	46	10	186	62	248	275	186	81	16	16	16	16
	" 135	3	55	170	35	263	76	339	350	263	70	16	1	1	1
	" 136	1	44	61	16	122	35	157	175	122	45	8	8	8	8
Totals		116	4,858	9,796	5,937	20,707	9,104	29,811	32,550	20,707	11,282	475	72	5	9
Maturity for Mackay				3,859											

Total number of printed ballots not distributed to D.R.O's: 3,450. Total number of ballot papers printed: 36,000.

RETURN from the Records of the GENERAL ELECTION to the Legislative Assembly, 1937—Continued.

Electoral District.	Numbers of Polling Places.	Names of Candidates and Number of Votes Polled for each.				Voters at each Polling Place.			Ballot Papers sent out and how disposed of in each Polling Place.						
		Hopkins	McTavish	Schwenger	Woods	Total Number of Votes Polled.	Number of Votes remaining Unpolled.	Number of names on the Polling Lists.	Number of Ballot Papers sent out to each Polling Place.	Used Ballot Papers.	Unused Ballot Papers.	Rejected Ballot Papers.	Cancelled Ballot Papers.	Declined Ballot Papers.	Ballot Papers taken from Polling Places.
Hamilton, Centre —Con.	No. 42	43	14	56	3	116	38	154	150	116	34				
	" 43	37	16	73	2	128	62	190	200	129	71	1			
	" 44	31	22	96	1	150	83	233	250	151	99	1			
	" 45	69	40	96	0	205	115	320	350	208	142	3			
	" 46	39	22	60	2	123	62	185	200	123	77				
	" 47	55	10	84	5	154	131	285	300	155	145	1			
	" 48	63	18	99	0	180	101	281	300	182	118	2			
	" 49	78	18	62	2	160	94	254	250	162	88	2			
	" 50	63	15	81	1	160	70	230	250	162	88	2			
	" 51	46	5	85	0	136	75	211	250	139	111	2			3
	" 52	83	9	56	1	149	77	226	250	151	99	2			
	" 53	53	5	98	0	188	77	265	300	189	111	1			
	" 54	23	14	76	1	114	68	182	200	118	82	4			
	" 55	48	12	73	4	137	63	200	200	140	60	3			
	" 56	27	25	64	2	118	69	187	200	119	81	1			
	" 57	22	14	56	0	92	56	148	150	93	57	1			
	" 58	28	15	46	6	95	63	158	150	100	50			5	
" 59	15	16	60	4	95	64	139	150	104	46	9				
" 60	39	20	79	4	142	82	224	250	148	102	6				
" 61	36	15	83	0	134	54	188	200	140	60	6				
" 62	15	24	142	3	184	102	286	300	196	104	12				
" 63	8	11	80	0	99	27	126	150	103	47	1		3		
" 64	44	33	72	3	152	62	214	200	154	46	1		1		
" 65	40	26	51	0	117	58	175	200	120	80	3		1		
" 66	22	12	67	1	102	78	180	200	106	94	1		3		
" 67	31	23	40	0	94	53	147	150	97	53			2	1	

68	23	13	65	0	101	53	154	150	104	46	3	4	46
69	38	31	87	5	161	90	251	250	169	81	4	5	81
70	28	18	39	2	87	88	175	200	92	108	5	5	108
71	31	19	47	1	98	93	191	200	100	100	2	2	100
72	19	20	74	2	115	85	200	200	121	79	1	7	79
73	19	30	88	6	143	107	250	250	152	98	1	1	98
74	21	21	52	1	95	49	150	150	97	53	2	2	53
75	47	19	59	0	144	59	184	200	130	70	5	5	70
76	28	16	79	1	124	91	215	250	128	122	4	4	122
77	18	11	62	4	95	33	128	98	98	52	3	3	52
78	23	27	84	2	136	69	205	200	138	62	2	2	62
79	21	18	80	0	122	82	204	200	127	73	5	5	73
80	29	15	73	3	122	57	174	200	123	77	1	1	77
81	31	16	85	4	136	45	181	200	136	64	3	3	64
82	25	7	50	2	93	15	108	100	96	4	3	3	4
83	21	11	171	5	208	64	272	300	216	34	8	8	34
84	43	12	116	1	172	80	252	250	180	70	7	7	70
85	25	7	58	0	90	59	149	150	95	55	5	5	55
86	23	25	76	1	125	65	190	200	143	57	7	7	57
87	27	9	78	3	117	72	189	200	119	81	2	2	81
88	27	18	103	2	150	46	196	200	151	49	1	1	49
89	41	24	133	1	202	59	261	250	204	46	2	2	46
90 and 92	11	19	38	2	70	37	107	150	73	77	3	3	77
91	43	19	97	2	161	65	226	250	169	81	8	8	81
93	25	23	85	1	134	60	194	200	137	63	2	2	63
94	18	15	50	1	84	55	139	150	88	62	3	3	62
95	14	9	37	4	64	34	98	100	67	33	3	3	33
96	35	30	70	4	139	83	222	250	141	109	2	2	109
97	28	26	115	8	177	41	218	250	182	68	5	5	68
98	45	23	86	3	157	68	225	250	160	90	3	3	90
99	26	29	103	2	160	61	221	250	165	85	5	5	85
100	25	25	90	4	144	49	193	200	141	49	7	7	49
101	34	22	116	2	174	57	231	250	179	71	5	5	71
102	16	26	99	3	144	46	190	200	146	54	2	2	54
103	32	5	92	1	130	38	168	200	133	67	3	3	67
104	28	13	88	2	131	36	167	200	131	66	3	3	66
105	29	28	76	2	135	38	173	200	139	61	4	4	61
106	66	23	126	1	216	75	291	300	225	75	9	9	75
107	26	25	84	1	136	55	191	200	139	61	3	3	61
108	31	25	104	2	162	88	250	250	164	86	2	2	86
109	43	21	95	1	160	68	228	250	163	87	3	3	87
110	30	21	89	3	143	73	216	250	148	102	5	5	102
111	36	21	74	3	131	57	191	200	136	64	2	2	64
112	25	15	56	1	97	38	135	150	100	50	3	3	50
113	30	38	83	3	151	56	210	250	155	95	1	1	95

RETURN from the Records of the GENERAL ELECTION to the Legislative Assembly, 1937—Continued.

Electoral District.	Numbers of Polling Places.	Names of Candidates and Number of Votes Polled for each.				Voters at each Polling Place.		Ballot Papers sent out and how disposed of in each Polling Place.							
		Hopkins	McTavish	Schwenger	Woods	Total Number of Votes Polled.	Number of Votes remaining Unpolled.	Number of names on the Polling Lists.	Number of Ballot Papers sent out to each Polling Place.	Used Ballot Papers.	Unused Ballot Papers.	Rejected Ballot Papers.	Cancelled Ballot Papers.	Declined Ballot Papers.	Ballot Papers taken from Polling Places.
Hamilton, Centre — <i>Con.</i>	No. 114	25	44	67	1	137	65	202	200	140	60	3			
	" 115	68	35	81	4	188	55	243	250	191	59	3			
	" 116	32	16	66	1	115	67	182	200	118	82	3			
	" 117	31	22	74	4	131	95	226	250	139	111	4	4		
	" 118	50	24	90	4	168	60	228	250	165	82	3			
	" 119	39	31	91	1	162	101	263	300	165	135	3			
	" 120	36	20	50	3	109	33	142	150	109	41				
	" 121	39	21	87	2	149	56	205	200	152	48	3			
	" 122	42	4	53	2	101	72	173	200	102	98	1			
	" 123	58	17	48	4	127	45	172	200	132	68	1		5	
	" 124	25	16	53	2	96	64	160	200	97	103	1			
	" 125	37	79	53	3	139	68	207	200	143	57	3		1	
	" 126	32	26	54	2	114	57	171	200	118	82	4			
	" 127	49	13	74	2	138	38	176	200	139	61			1	
	" 128	25	28	57	1	111	34	145	150	111	39				
	" 129	34	19	51	1	105	38	143	150	108	42	3			
	" 130	37	32	71	7	147	59	206	200	153	47	6			
	" 131	27	13	53	1	94	38	132	150	94	56				
	" 132	31	22	62	1	116	50	166	200	119	81	3			
	" 133	32	36	55	3	126	91	217	250	130	120	4			
	" 134	51	25	108	5	189	73	262	250	193	57	4			
	" 135	30	33	64	2	129	87	216	250	132	118	3			
	" 136	27	18	54	1	100	46	146	150	102	48	2			
	" 137	63	28	77	3	171	84	255	250	175	75	4			
	" 138	57	29	85	1	172	74	246	250	173	77	1			
	" 139	44	34	69	6	153	101	254	250	154	96	1			

RETURN from the Records of the GENERAL ELECTION to the Legislative Assembly, 1937—Continued.

Electoral District.	Numbers of Polling Places.		Names of Candidates and Number of Votes Polled for each.				Voters at each Polling Place.				Ballot Papers sent out and how disposed of in each Polling Place.						
	Beverly Tp.	Con.	McQuesten	Coutdrey	Smyle	Total Number of Votes Polled.	Number of Votes remaining Unpolled.	Number of names on the Polling Lists.	Number of Ballot Papers sent out to each Polling Place.	Used Ballot Papers.	Unused Ballot Papers.	Rejected Ballot Papers.	Cancelled Ballot Papers.	Declined Ballot Papers.	Ballot Papers taken from Polling Places.		
Hamilton-Wentworth—Con.	Beverly Tp.	Con.	59	0	12	71	28	99	100	71	29						
	"	"	81	3	27	111	45	156	200	112	88	1					
	"	"	121	7	34	162	37	199	200	165	35	1	1				
	"	"	108	3	23	134	36	170	200	134	66						
	West Flamboro Tp.	"	90	2	60	152	31	183	200	152	48						
	"	"	158	13	93	261	65	329	350	268	82						
	"	"	113	5	48	166	31	197	200	167	33						
	"	"	86	6	18	110	40	150	200	112	88						
	"	"	99	3	61	163	43	206	250	165	85						
	"	"	100	3	54	157	33	190	200	160	40						
	"	"	97	29	70	196	56	252	300	198	102						
	"	"	82	19	26	127	48	175	200	127	73						
	"	"	77	9	21	106	26	132	150	106	44						
	East Flamboro Tp.	"	500	58	207	765	432	1,197	1,250	777	437						
"	"	119	9	450	330	120	450	500	334	166							
"	"	226	5	137	368	110	478	500	376	124							
"	"	116	2	31	149	43	192	200	151	49							
Waterdown Village	"	107	8	309	233	76	309	350	236	114							
"	"	121	5	119	245	87	332	350	246	104							
Hamilton, Ward 3.	"	122	8	88	218	108	326	300	221	129							
"	"	92	11	51	188	84	272	300	188	112							
"	"	16	16	61	169	69	238	250	172	78							
"	"	107	8	80	195	49	244	250	196	54							
"	"	105	6	38	149	51	200	250	150	100							
"	"	56	7	39	102	60	162	200	104	96							
"	"	91	11	37	142	57	199	250	143	107							

Hastings, East		TYNDALNAVA		Brown		Welsh		D. F. ASHLEY, Returning Officer.		
	No.									
Shannonville	1	80	159	239	54	293	375	241	134	2
Melrose	2 A	48	86	134	23	157	200	134	66	
"	2 B	179	78	157	19	176	225	159	66	1
Lonsdale	3	141	73	214	60	274	350	215	135	1
Moults	4	71	144	215	29	244	325	215	110	
Blacks	5	72	59	131	42	173	225	131	94	
Marysville	6	111	81	192	46	238	300	192	108	
Hanley's	7	152	31	183	15	198	250	183	67	
Reserve	8	49	30	49	4	53	99	49	50	
DESERONTO										
Centre Ward	1	44	32	76	7	83	125	77	48	1
"	2	40	49	89	2	91	125	89	36	
East Ward	1	25	41	66	13	79	100	66	34	
"	2	32	67	99	25	124	175	102	73	1
West Ward	1	78	104	182	67	249	325	182	143	
"	2	46	43	89	30	119	149	89	60	
"	3	58	75	133	27	160	200	134	66	1
THURLOW										
Point Anne	1 A	74	86	160	29	189	250	162	88	2
"	1 B	93	68	161	32	193	250	162	88	1
First Con.	2 A	59	75	134	34	168	225	134	91	
"	2 B	65	77	142	33	175	225	145	80	3
Second Con.	3	61	75	139	23	162	225	140	85	1
Donovan's	1	106	145	251	63	314	400	256	141	1
College Hill	5 A	72	121	193	51	247	300	196	104	3
"	5 B	71	90	161	40	201	250	162	88	1
Cannilton	6 A	62	81	143	35	178	225	143	82	
"	6 B	52	85	137	37	172	225	137	88	
Corbyville	7 A	41	60	101	26	127	175	102	73	1
"	7 B	50	92	142	18	160	200	142	58	
Foxboro	8 A	37	81	121	23	141	200	122	78	1
"	8 B	58	64	122	37	159	200	122	78	
Zion's Hill	9	72	114	186	21	240	275	186	89	
Plainsfield	10	50	195	245	49	294	375	246	129	1
HUNTINGTON										
Moirs	1 A	30	127	157	30	187	250	157	93	
"	1 B	27	108	135	23	158	200	135	65	
West Huntingdon	2	37	109	146	51	197	250	147	103	1
Ivanhoe	3	56	99	155	42	197	250	155	95	
White Lake	4	61	117	178	65	243	325	179	116	1
Moirs Lake	5	75	50	125	25	150	200	125	75	

Eldorado	48	128	176	41	217	275	178	97	2
" " " 3 A	51	125	176	37	213	275	176	99	1
" " " 3 B	72	122	194	71	265	350	195	155	1
Village of Maboc									
Town Hall	69	80	149	30	179	225	149	76	
" " " 1 A	45	74	119	19	138	175	130	55	1
" " " 1 B	101	112	216	38	251	325	220	105	3
Blue's Store	96	78	171	31	205	250	176	71	2
" " " 2 A									
" " " 2 B									
TUDOR AND CASHEL									
Millbridge	91	85	179	20	199	250	180	70	1
Gilmour	55	61	119	18	137	175	119	56	
Gunter	15	77	92	23	115	150	93	57	1
LAMERICK									
St. Olaf	35	110	145	31	179	225	145	80	
Ormsby	21	35	56	56	100	57	43	1
DUNGANNON									
Dettlor	114	122	236	40	276	350	236	114	
Bronson	44	89	133	4	137	175	135	40	1
MAYO									
Herron	127	138	265	42	307	400	267	133	2
MONFRAGLE									
Maynooth	76	78	151	28	182	250	155	95	1
Muselow	31	93	124	39	163	175	124	51	
Bird's Creek	21	38	59	7	66	225	60	165	1
Monteagle Valley	60	131	194	21	215	225	198	27	4
CARLOW									
Fort Stewart	87	85	172	35	207	275	174	101	1
New Carlow	11	22	63	14	77	100	64	36	1
Craigmont	9	11	20	3	23	50	20	30	
WICKLOW AND BANGOR									
Maynooth	62	146	208	23	231	300	210	90	1
Purdy's	116	43	159	56	215	275	161	114	2
Advance Poll	10	8	18	125	18	107	
Totals	5,568	7,052	12,620	2,184	15,086	19,748	12,705	7,043	53
Majority for Welsh		1,481							21

Total number of printed ballots not distributed to D.R.O's: 250. Total number of ballot papers printed: 19,998.

RETURN from the Records of the GENERAL ELECTION to the Legislative Assembly, 1937—Continued.

Electoral District.	Numbers of Polling Places.	Names of Candidates and Number of Votes Polled for each.		Voters at each Polling Place.			Ballot Papers sent out and how disposed of in each Polling Place.						
		Arnott	Faulkner	Total Number of Votes Polled.	Number of Votes remaining Unpolled.	Number of names on the Polling Lists.	Number of Ballot Papers sent out to each Polling Place.	Used Ballot Papers.	Unused Ballot Papers.	Rejected Ballot Papers.	Cancelled Ballot Papers.	Declined Ballot Papers.	Ballot Papers taken from Polling Places.
Hastings, West.....	Belleville.....	83	82	165	22	187	225	167	58				
	"	73	82	155	15	170	200	157	43				
	"	169	144	313	54	367	400	325	75		1		
	"	102	106	208	51	259	300	210	90		1		
	"	89	94	183	66	249	300	190	110		2		
	"	85	84	169	28	197	250	171	79		1		
	"	126	93	219	51	270	325	231	94		1		
	"	63	72	135	37	172	225	140	85		5		
	"	109	104	213	190	403	450	213	237				
	"	101	87	188	37	225	275	189	86		1		
	"	85	69	154	36	190	250	155	95				
	"	156	109	265	64	329	375	267	108				
	"	84	125	209	51	260	300	218	82		2		
	"	114	133	247	77	324	375	269	106		1		
	"	129	119	248	64	312	375	264	111		15	21	
	"	112	122	234	68	302	350	235	115		1		
	"	82	123	205	69	274	325	205	120				
"	92	172	261	84	348	400	264	136					
"	142	144	286	52	338	400	289	111		2			
"	114	135	249	47	296	350	249	201					
"	85	85	170	44	214	275	173	102		1			
"	90	72	162	50	212	275	167	108		5			
"	97	95	192	29	221	275	192	83					
"	80	81	161	35	196	250	163	87		1			
"	133	110	243	38	281	425	243	182					
"	124	101	225	39	264	325	227	98					

J. B. GRAINGER,
Returning Officer.

"	"	" 18	126	66	51	243	300	197	103	5
"	"	" 18 A	120	106	36	262	325	227	98	1
"	"	" 19	80	66	45	191	250	152	98	6
"	"	" 19 A	101	76	68	245	300	183	117	3
"	"	" 20	122	117	63	302	350	242	108	3
"	"	" 21	103	52	43	198	250	157	93	2
"	"	" 21 A	89	50	39	189	225	139	86
"	"	" 22	94	93	30	217	275	187	88
"	"	" 23	86	67	27	180	225	153	72
"	"	" 23 A	85	68	52	205	250	162	88	7
"	"	" 1	79	120	199	199	300	200	100	1
"	"	" 1 A	112	88	45	245	250	207	43	6
Advance Poll			167	75	42	209	169	81	81	2
Sidney Tp....			154	76	39	193	250	155	95	1
"	"	" 3	45	36	46	127	175	81	94
"	"	" 3 A	54	33	29	116	150	87	63
"	"	" 4	138	106	69	313	375	246	129	2
"	"	" 5	94	43	16	153	150	138	12	1
"	"	" 5 A	86	93	27	206	200	179	21
"	"	" 6	81	75	37	193	250	158	92	2
"	"	" 7	85	89	35	209	250	177	73	2
"	"	" 8	53	70	41	164	300	123	177
"	"	" 9	102	77	35	214	250	180	70	1
"	"	" 10	38	99	76	213	250	146	104	7
"	"	" 10 A	39	87	90	216	250	130	120	4
Village of Frankford		" 1	112	73	35	220	275	187	88	2
"	"	" 2	73	70	31	174	225	143	82
"	"	" 3	81	39	27	147	200	121	79	1
"	"	" 4	108	44	30	182	250	152	98
Village of Stirling		" 1 A	131	55	32	218	250	187	63	1
"	"	" 2	65	48	27	140	200	113	87
"	"	" 2 A	79	53	28	160	200	133	67	1
Trenton		" 1	119	156	157	432	375	282	93	6
"	"	" 1 A	118	111	142	371	425	232	193	1
"	"	" 2	103	125	133	361	425	231	193
"	"	" 2 A	121	85	115	321	375	207	168	1
"	"	" 2 B	114	78	90	282	325	194	131	2
"	"	" 2 C	123	62	92	277	325	185	140
"	"	" 3	84	106	101	291	350	192	158	2
"	"	" 3 A	92	104	140	336	375	197	178	1
"	"	" 4	62	72	156	290	350	136	214	1
"	"	" 4 A	37	45	82	71	153	83	117	1
"	"	" 5	92	70	109	271	200	163	162	1
"	"	" 5 A	74	111	161	346	100	189	211	4
"	"	" 5 B	99	90	149	338	375	191	184	2

RETURN from the Records of the GENERAL ELECTION to the Legislative Assembly, 1937 (Continued).

Electoral District.	Numbers of Polling Places.	Names of Candidates and Number of Votes Polled for each.	Total Number of				Ballot Papers sent out and how disposed of in each Polling Place.						
			Votes Polled.	Number of Votes remaining Unpolled.	Number of names on the Polling Lists.	Number of Ballot Papers sent out to each Polling Place.	Used Ballot Papers.	Unused Ballot Papers.	Rejected Ballot Papers.	Cancelled Ballot Papers.	Declined Ballot Papers.	Ballot Papers taken from Polling Places.	
Hastings, West <i>Cont.</i>	Trenton— <i>Cont.</i>	Arnett	225	164	389	425	227	198	2				
	"	Faulkner	197	176	373	425	198	227	1				
	"		246	156	402	450	199	227	5				
	Advance Poll.		54	159	430	475	204	196					
	Rawdon Tp.	Arnett	222	44	266	325	103	188					
	"	Faulkner	251	73	324	375	222	199					
	"		189	68	257	300	190	110	1				
	"		113	67	249	300	182	118					
	"		80	36	148	200	114	86	2				
	"		101	49	195	250	149	101	3				
	"		141	77	263	325	189	136	3				
	Village of Marmora	Arnett	168	75	359	400	286	114					
	"	Faulkner	153	61	296	350	237	113					
	"		91	44	189	250	148	102					
	Marmora & Lake Tp.	Arnett	86	24	172	225	148	77					
	"	Faulkner	63	17	122	175	105	70					
	"		42	16	139	175	124	51	1				
	"		15	47	66	125	47	78					
	"		65	51	163	225	114	111	2				
	Wollaston Tp.	Arnett	107	54	246	300	202	98	10				
	"	Faulkner	146	63	288	350	231	119	5	1			
	Faraday Tp.	Arnett	107	41	226	275	189	86	4				
	"	Faulkner	128	31	236	275	208	67	3				
"		24	55	70	125	56	69	1					
"		2	15	15	70	56	69	1					
Village of Bancroft	Arnett	154	49	296	350	251	99	3	1				

RETURN from the Records of the GENERAL ELECTION to the Legislative Assembly, 1937—Continued.

Electoral District.	Numbers of Polling Places.	Names of Candidates and Number of Votes Polled for each.			Voters at each Polling Place.			Ballot Papers sent out and how disposed of in each Polling Place.						
		Ballantyne	Moir	Taylor	Total Number of Votes Polled.	Number of Votes remaining Unpolled.	Number of names on the Polling Lists.	Number of Ballot Papers sent out to each Polling Place.	Used Ballot Papers.	Unused Ballot Papers.	Rejected Ballot Papers.	Cancelled Ballot Papers.	Declined Ballot Papers.	Ballot Papers taken from Polling Places.
Huron—Cont.	Town of Goderich— <i>Con.</i>No. 7	125	12	88	225	101	326	400	226	174	1			
	"....." 8	88	4	47	139	32	171	250	141	109	2			
	"....." 9	97	12	128	237	90	327	400	245	155	8			
	"....." 10	131	18	123	272	98	370	450	274	176	2			
	"....." 11	72	2	49	123	40	163	250	124	127	1			
	"....." 12	99	6	117	222	73	296	350	226	124	4			
	Advance Poll.....	13	1	5	19		19	100	19	81				
	Usborne.....	43	11	47	101	34	135	200	102	99	1			
	"....." 2	60	16	45	121	31	152	200	121	79				
	"....." 3	71	19	16	106	36	142	200	107	93	1			
	"....." 4	80	11	30	121	51	171	250	129	129				
	"....." 5	59	22	63	144	57	201	250	144	106				
	"....." 6	19	16	60	95	34	129	200	95	105				
	"....." 7	38	9	79	126	55	181	250	126	124				
	McKillop.....	193	2	16	211	59	270	350	212	138	1			
	"....." 1	66	5	29	100			250	103	147	3			
	"....." 2 A	74	6	46	126	95		250	126	124	3			
	"....." 2 B	134	2	78	214	74	288	350	214	136				
	"....." 3	121	5	83	209	62	271	350	209	141				
	"....." 4	74	7	93	174	50	224	300	174	126				
	Goderich Tp.....	45	14	76	135	26	161	250	135	115				
	"....." 1	61	4	97	162	57	219	300	162	138				
	"....." 2	39	2	85	126	22	148	200	126	74				
	"....." 3	57	14	65	136	44	180	250	136	114				
	"....." 4	46	6	45	97	41	138	200	97	103				

Stephen	43	9	105	157	60	217	300	158	142	1
"	31	10	45	86	28	114	200	86	114	
"	80	10	50	149	55	204	300	153	147	4
"	112	16	82	210	42	252	300	211	88	1
"	77	3	51	131	19	150	200	132	68	
"	80	2	51	212	55	297	350	242	108	
"	60	3	54	117	15	132	200	117	83	
"	32	6	89	127	20	147	200	129	71	2
"	105	8	113	226	72	298	350	228	122	2
Hullcut	131	15	31	177	117	294	350	177	173	
"	63	4	42	109	40	149	200	109	91	
"	84	3	30	117	31	151	200	119	81	2
"	135	15	69	219	65	284	250	220	30	1
"	32	1	20	53	37	90	150	53	97	
"	70	11	45	126	58	184	250	126	124	
"	73	12	60	145	38	183	250	145	105	
Hensall, Village of	104	36	71	211	85	506	350	212	138	1
"	111	38	61	210	65	330	400	265	137	2
Clinton, Town of	101	15	149	265	65	330	400	265	135	
"	62	3	93	158	105	435	300	161	139	2
"	88	7	77	172	71	376	300	174	126	1
"	58	9	95	162	71	376	250	162	88	
"	60	3	80	143	76	322	250	144	106	1
"	114	7	125	246	76	322	400	248	152	
Advance Poll	11	0	13	24	24	24	100	24	76	
Exeter, Village of	73	21	145	239	101	340	450	242	208	3
"	40	15	81	139	107	392	250	140	110	1
"	49	14	83	146	98	363	250	148	102	2
"	50	24	59	133	98	363	250	135	115	1
"	50	21	61	132	132	116	250	134	116	2
"	19	11	55	85	19	104	150	86	64	1
Seaforth, Town of	114	18	56	188	153	241	300	190	110	2
"	110	12	51	176	63	239	300	178	122	2
"	127	4	54	185	20	205	250	187	63	2
"	95	11	41	150	40	190	251	153	98	3
"	47	8	63	118	28	116	200	121	79	3
"	90	5	56	151	23	174	250	152	98	1
Totals	7,012	912	5,862	13,846	4,405	18,251	24,451	13,955	10,496	88
Majority for Ballantyne	1,180									7
										13

Total number of printed ballots not distributed to D.R.O's: 1,350. Total number of ballot papers printed: 25,801.

RETURN from the Records of the GENERAL ELECTION to the Legislative Assembly, 1937—Continued.

Electoral District.	Numbers of Polling Places.	Names of Candidates and Number of Votes Polled for each.				Voters at each Polling Place.			Ballot Papers sent out and how disposed of in each Polling Place.								
		Logan	McLean	Robertson	Thomson	Total Number of Votes Polled.	Number of Votes remaining Unpolled.	Number of names on the Polling Lists.	Number of Ballot Papers sent out to each Polling Place.	Used Ballot Papers.	Unused Ballot Papers.	Rejected Ballot Papers.	Cancelled Ballot Papers.	Declined Ballot Papers.	Ballot Papers taken from Polling Places.		
Huron-Bruce Wm. G. WATSON, Returning Officer.	ASHFIELD.																
	Robt. McKenzie	No. 1	93	2	58	1	154	86	240	275	154	121					
	Sam'l. Kilpatrick	" 2	66	1	50	2	119	103	222	250	120	130	1				
	Wilfred Hackett	" 3	79	0	71	6	156	44	200	250	157	93	3				
	John A. McKenzie	" 4	67	3	46	1	117	51	168	200	118	82	1				
	John S. Dalton	" 5	11	1	117	1	130	57	187	225	130	95					
	James Barnby	" 6	10	6	86	6	108	42	150	200	108	92					
	Neil G. McKenzie	" 7	21	1	103	1	126	49	175	225	127	98	1				
	BLYTH.																
	Alonza Smith	" 1	100	0	90	2	192	52	244	275	195	60	3				
	Edward Cartwright	" 2	88	2	88	2	180	54	234	250	180	70					
	BRUSSELS.																
	Wm. Bell	" 1	64	2	82	4	152	46	198	225	154	71	2				
Walter Williamson	" 1A	49	1	89	4	143	23	166	200	143	57						
Joseph Kelly	" 2	72	2	85	7	166	66	232	275	168	107	2					
MCARRICK.																	
Milton Filsinger	" 1	22	3	182	2	209	59	268	300	212	88	3					
Adam Legmiller	" 2	15	0	69	26	110	25	135	175	111	64	1					
Jacob Fisher	" 3	9	3	206	2	221	37	257	300	222	78	1					
John Doig	" 4	11	2	83	1	97	66	163	200	100	100	3					
Stanly Pomeroy	" 5	8	1	113	2	124	73	197	225	124	101						
Philip Kroetsch	" 6	17	4	139	7	167	49	216	250	172	78						
Rudolph Kaufman	" 7	9	2	140	2	153	77	230	250	153	97						
COLBORNE.																	
Aaron Fisher	" 1	57	0	103	1	161	91	252	275	163	112	2					

Geo. Fulford	51	1	56	3	111	42	153	175	112	63	1
Frank Wilson	65	0	116	4	135	142	277	325	135	190
Lorn Thurlow	37	0	71	6	114	29	143	175	115	60	1
CLARKE.											
Lawrence Kelly	43	0	52	0	65	23	88	100	68	32	3
John M. Case	27	0	74	2	103	38	141	175	104	71	1
Rob't. Atkins	23	1	111	3	138	37	175	200	140	60	2
Thom's. McDonald	35	0	103	1	139	66	205	250	139	111
Alex. Donaldson	40	8	142	3	163	77	240	275	163	112
Ben Goetz	3	1	149	0	153	45	198	225	155	70	1
Jim Thompson	32	1	43	5	84	40	121	130	83	67	2
GIBBY.											
John McEwen	48	5	96	4	153	62	215	250	154	96	1
John Grant	42	1	87	2	132	48	180	225	132	93
R. L. Taylor	28	0	88	1	117	41	161	200	117	83
Frank Harriston	24	6	108	1	139	83	222	250	139	111
John Keuter	56	1	96	3	156	38	194	225	157	68	1
Peter Lamont	25	1	46	4	76	36	112	150	77	73	1
George McDonald	54	3	88	5	150	75	225	250	152	98	2
Allan Cameron	24	0	97	10	131	77	208	250	132	118	1
HOWICK.											
Nelson Gowdy	76	1	83	9	169	94	263	300	169	131
Wm. Giles	42	3	135	3	133	156	289	325	135	190	2
Willfred B. Stewart	102	1	53	0	156	59	215	225	159	66	3
Wm. Austin	67	0	47	3	117	48	165	200	117	83
Irwin Gibson	106	6	150	6	268	114	382	425	270	155	2
August Keil	68	1	131	7	207	54	264	300	208	92	1
Harvy Gibson	59	1	68	0	128	52	180	225	129	96	1
D. D. Stunderson	61	1	174	8	241	66	310	350	246	104	2
HURON.											
John Blue	78	0	95	4	177	74	251	275	177	98
Peter Cameron	98	3	74	3	178	67	245	275	178	97
Donald S. McDonald	71	4	94	18	187	50	237	275	187	88
Angus Martin	30	4	117	3	151	53	204	225	153	72	2
Shirl Bowers	62	2	93	4	161	121	282	325	161	164
KINLOSS.											
James McEwen	40	3	21	1	65	33	98	125	73	62	2
John Lane	41	1	11	1	90	43	133	175	91	84	1
Alex. Sutherland	54	3	99	4	160	60	220	250	161	89	1
Roy McJames	46	0	123	1	170	61	234	275	170	105
James McIntosh	21	2	68	3	94	46	140	175	94	81
Frank Henry	23	0	82	1	106	42	148	175	106	69
MORRIS.											
James Charlam	50	0	99	2	151	43	194	225	151	71
Joseph Bewley	57	1	71	1	139	61	200	225	139	84

RETURN from the Records of the GENERAL ELECTION to the Legislative Assembly, 1937—Continued.

Electoral District.	Numbers of Polling Places.	Names of Candidates and Number of Votes Polled for each.				Voters at each Polling Place.				Ballot Papers sent out and how disposed of in each Polling Place.						
		Logan	McLean	Robertson	Thomson	Total Number of Votes Polled.	Number of Votes remaining Unpolled.	Number of names on the Polling Lists.	Number of Ballot Papers sent out to each Polling Place.	Used Ballot Papers.	Unused Ballot Papers.	Rejected Ballot Papers.	Cancelled Ballot Papers.	Declined Ballot Papers.	Ballot Papers taken from Polling Places.	
Huron-Bruce —Con.	James Clark..... No. 3	65	2	79	3	149	54	203	250	153	97	3				
	Ivan McCarter..... " 4	64	2	88	9	163	79	242	275	165	110	2			1	
	Wm. Elston..... " 5	56	0	62	24	142	69	201	225	142	83					
	Rob't. Forest..... " 6	68	2	86	16	172	78	250	275	172	103					
	TURNBERRY.															
	Donald Cleghorn..... " 1	47	9	55	11	122	45	167	200	122	78					
	Arno Kelly..... " 1A	26	6	69	6	107	31	138	175	108	67	1				
	Ruben Garniss..... " 2	65	1	80	34	180	58	248	275	183	92	3				
	Peter McDougal..... " 3	41	1	63	18	123	48	171	200	124	76	1				
	Robt. Campbell..... " 4	35	0	94	12	141	75	217	250	142	108	1				
	EAST WAWANOSH.															
	James Cunmu..... " 1	42	1	54	2	99	28	127	150	102	48	3				
	George Cunningham..... " 2	101	2	91	1	195	30	225	250	195	55					
Alex. Robertson..... " 3	62	1	81	11	155	37	192	225	155	70						
John A. McGee..... " 4	47	0	79	1	127	29	156	200	127	73						
Wm. Dobie..... " 5	49	1	52	2	104	40	144	175	104	71						
WEST WAWANOSH.																
Wm. Stewart..... " 1	101	0	55	0	156	69	225	250	160	90	3			1		
John Houston..... " 2	79	0	83	0	162	90	171	225	163	62	1					
Brown Smyth..... " 3	50	0	42	2	94	20	114	150	94	56						
Wm. G. McCrosbie..... " 4	21	1	73	3	98	31	129	175	98	77						
F. D. Newman..... " 5	30	0	96	3	129	39	168	225	130	95	1					
Wm. Boyle..... " 6	13	1	57	0	71	34	105	150	57	93						

WINGHAM.												
Andrew Shields.....	"	1	87	16	94	13	210	81	291	325	210	115
Wm. Barbour.....	"	2	80	14	119	7	220	40	260	200	220	180
Mrs. O. Halbkirk.....	"	3	78	11	91	11	191	17	208	200	191	9
Peter Gowen.....	"	3 A	31	5	47	2	85	105	190	225	87	138
Gordon Garnett.....	"	4	65	4	109	14	192	48	240	275	195	60
Frank Sturdy.....	"	4 A	60	7	41	9	117	27	144	175	118	57
Duncan Kennedy.....	"	5	53	8	60	5	126	24	150	175	129	46
LACKNOW.												
Marshall Graham.....	"	1	38	3	100	1	142	34	176	200	143	57
Philip Stewart.....	"	1 A	65	4	137	5	211	25	236	250	214	36
John A. McDonald.....	"	2	42	7	145	4	198	35	233	250	198	52
MIDDAY.												
Ford Weiler.....	"	1	37	2	188	0	227	16	243	275	229	46
Charles Wendt.....	"	1 A	27	2	98	0	127	49	176	200	127	73
RIPLEY.												
Robt. Bell.....	"	1	71	1	71	6	149	41	190	225	151	74
A. K. McLay.....	"	2	32	1	72	3	108	40	148	175	108	67
TRESWATER.												
John Jervis.....	"	1	112	1	134	4	251	49	300	325	253	72
Hugh Semple.....	"	2	93	1	128	3	225	76	301	325	227	98
Totals.....		4,780	222	8,587	470	14,059	5,462	19,121	22,225	14,171	8,054	88
Majority for Robertson.....											10	8

Total number of printed ballots not distributed to D.R.O's: 2,775. Total number of ballot papers printed: 25,000.

Kenora, Centre										
"	1	98	253	177	430	450	255	195	2	
"	2	96	195	132	327	350	195	155		
"	3 & 7	93	203	78	281	300	206	94	2	1
"	4	101	229	111	340	350	235	115	6	
"	5	79	218	130	338	350	219	131	1	
"	6	29	121	66	187	200	121	79		
Kenora, North										
"	1, ... A to K	71	160	73	233	250	160	90	2	
"	L to Z	67	183	79	262	275	185	90		
"	2, 3, & 4	61	209	115	414	425	306	119	7	
"	5	90	243	127	370	400	246	154	3	
"	6	105	243	116	329	350	217	133	4	
Kenora, South										
"	1 & 2	111	245	89	304	325	218	107	1	2
"	3, 4, & 5	110	276	179	455	500	277	223	1	
"	6	132	262	117	379	400	264	136		2
Kenora, Heenan										
"	155	155	177	430	450	255	195	2		
"	99	195	132	327	350	195	155			
"	110	203	78	281	300	206	94	2	1	
"	128	229	111	340	350	235	115	6		
"	139	218	130	338	350	219	131	1		
"	92	121	66	187	200	121	79			
"	89	160	73	233	250	160	90	2		
"	116	183	79	262	275	185	90			
"	238	209	115	414	425	306	119	7		
"	153	243	127	370	400	246	154	3		
"	108	243	116	329	350	217	133	4		
"	104	245	89	304	325	218	107	1	2	
"	166	276	179	455	500	277	223	1		
"	130	262	117	379	400	264	136		2	

RETURN from the Records of the GENERAL ELECTION to the Legislative Assembly, 1937—Continued.

Electoral District.	Numbers of Polling Places.	Names of Candidates and Number of Votes Polled for each.	Fee	Heenan	Voters at each Polling Place.				Ballot Papers sent out and how disposed of in each Polling Place.						
					Total Number of Votes Polled.	Number of Votes remaining Unpolled.	Number of names on the Polling Lists.	Number of Ballot Papers sent out to each Polling Place.	Used Ballot Papers.	Unused Ballot Papers.	Rejected Ballot Papers.	Cancelled Ballot Papers.	Declined Ballot Papers.	Ballot Papers taken from Polling Places.	
Kenora— <i>Con.</i>	Norman, West Ward 2	No. 14	50	213	263	103	366	375	264	111	1	1	1	1	1
	Kenora, Advance Poll	" 15	93	132	225	...	225	350	228	122	3	3	3	3	3
	Keewatin, North	" 16	83	98	181	53	234	275	181	94	1	1	1	1	1
	" East	" 17	156	111	267	64	331	375	268	107	1	1	1	1	1
	" West	" 18	126	139	265	56	321	375	266	109	1	1	1	1	1
	Jaffray & Melick	" 19	64	135	199	65	264	300	202	98	3	3	3	3	3
	" "	" 20	22	82	104	32	136	200	105	95	1	1	1	1	1
	" "	" 21	14	109	123	24	147	200	125	75	2	2	2	2	2
	Eagle River	" 22	93	83	176	42	218	225	179	46	3	3	3	3	3
	Munithaki	" 23	62	23	85	11	96	150	87	63	2	2	2	2	2
	Vermilion Bay	" 24	32	40	72	4	76	100	74	26	2	2	2	2	2
	" A to D	" 25	102	76	178	52	230	250	180	70	2	2	2	2	2
	" E to K	" 25 A	100	63	163	38	201	225	166	59	3	3	3	3	3
	" L to R	" 25 B	111	111	222	43	265	275	223	52	1	1	1	1	1
	" S to Z	" 25 C	76	101	177	61	238	300	177	123	1	1	1	1	1
	Van Horne	" 26	94	89	183	69	252	275	183	92	3	3	3	3	3
	Ignace	" 27	69	106	175	65	240	250	178	72	2	2	2	2	2
	Sioux Lookout	" A to C	91	116	207	105	312	325	209	116	2	2	2	2	2
	" D to G	" 28 A	76	92	168	84	252	275	169	106	1	1	1	1	1
	" H to L	" 28 B	81	119	200	76	276	300	206	94	5	5	5	5	5
	" M to Q	" 28 C	95	133	228	69	297	325	229	96	1	1	1	1	1
	" R to Z	" 28 D	117	115	232	91	323	350	233	117	1	1	1	1	1
	Sioux Lookout, Ad. Poll	" 29	43	57	100	100	100	150	100	50	1	1	1	1	1
	Ignace, Advance Poll	" 30	4	11	15	15	15	50	16	34	1	1	1	1	1
	Ingolf	" 31	3	15	18	17	35	50	19	31	1	1	1	1	1

JOHN ROBINSON,
Returning Officer.

High Lake.....	2	15	17	1	18	25	17	8
Kemricia Mine.....	8	9	17	1	18	25	17	8
Dufferin Paving Co.....	34	23	31		31	50	31	19
Ostersund.....	20	48	68	22	90	100	69	31
Pellatt.....	28	38	66	24	100	100	68	32
Keewatin Unorganized.....	6	24	30	8	38	50	30	20
Longe's Fishery.....	3	8	11	8	19	25	13	12
Cameron Island.....	13	2	15	3	18	25	15	10
French Portage.....	40	11	12	30	42	50	13	37
Nestor's Falls.....	21	30	51	75	126	150	51	99
Kenland Mine.....	13	48	61	21	82	100	61	39
Bug Lake.....	5	8	13	2	15	25	15	10
Adam River.....	4	12	16	4	20	25	16	9
Blindfold Lake.....	0	25	25	2	27	50	25	25
Galbraith's Road Camp.....	46	11	12	21	33	50	12	38
Wendigo Mine.....	47	29	43	37	80	100	44	56
Indian School.....	48	2	12	8	20	25	12	13
Deer Lake, Camp 31.....	5	20	25	31	56	75	25	50
Deer Lake, Camp 20.....	50	20	22		22	50	22	28
Straw Lake.....	11	11	13	8	21	50	14	36
Hawk Lake.....	7	7	13	27	40	50	13	37
Vermilion Bay Unorganized.....	4	5	19	5	24	50	20	30
Aubrey, East.....	34	37	71	24	95	125	78	47
Pine Grove.....	13	7	20		20	25	20	5
Bonds Camp.....	3	12	15	6	21	25	15	10
Oxdrift.....	84	88	172	75	247	250	174	76
Cairnbrogie.....	62	16	78	52	130	150	79	71
Rugby.....	51	23	74	17	91	100	75	25
Britton.....	30	17	47	24	71	100	48	52
Barelay.....	63	26	65	21	86	100	66	34
Shallow Lake.....	28	53	81	15	96	125	83	42
Walagoon.....	50	73	123	77	200	225	126	90
Gold Rock.....	27	24	51	67	118	125	52	73
Dinorwic.....	42	60	102	33	135	150	101	46
Dymont.....	57	51	108	27	135	150	108	42
Osaquan.....	4	27	31	7	38	50	31	19
Osaquan Camp.....	69 A	15	22	36	58	75	25	50
Bombeur.....	0	11	11	1	12	25	11	14
English River.....	3	17	20	22	42	50	20	20
Malachi.....	72	22	28	12	40	50	31	19
Mimaki.....	16	49	65	42	107	125	66	55
Redditt.....	45	124	169	45	214	225	170	55
McIntosh.....	3	41	44	23	67	75	45	30

7

3

1

1

3

3

1

1

1

1

1

1

1

1

1

1

1

1

1

1

1

RETURN from the Records of the GENERAL ELECTION to the Legislative Assembly, 1937—Continued.

Electoral District.	Numbers of Polling Places.	Names of Candidates and Number of Votes Polled for each.	Voters at each Polling Place.				Ballot Papers sent out and how disposed of in each Polling Place.						
			Total Number of Votes Polled.	Number of Votes remaining Unpolled.	Number of names on the Polling Lists.	Number of Ballot Papers sent out to each Polling Place.	Used Ballot Papers.	Unused Ballot Papers.	Rejected Ballot Papers.	Cancelled Ballot Papers.	Declined Ballot Papers.	Ballot Papers taken from Polling Places.	
Kenora—Con.	Quibell.....	No. 77	102	45	147	175	104	71	2				
	Cliff Lake.....	" 77 A	5	23	28	50	5	45					
	Amesdale.....	" 78	55	15	70	75	55	20					
	Richan.....	" 79	22	11	33	50	22	28					
	Hudson.....	A to L " 80	171	97	268	275	177	98	3	3			
	".....	M to Z " 80 A	169	78	247	250	174	76	5				
	Grassy Bay.....	" 81	37	4	41	50	39	11	1				
	Sioux Lookout, Unorgan'd.	" 83	32	47	79	100	33	67	1				
	Sioux Lookout, Unorgan'd.	" 84	96	183	279	300	96	204					
	Redditt—Advance Poll	" 85	3		3	50	3	47					
	Hudson—Advance Poll	" 86	14			35		36	14				
	Red Lake—Advance Poll	" 87	11			28		28	29	1			
	Alcona.....	" 89	20	15	56	75	41	34					
	Ghost River.....	" 90	21	55	88	100	33	67					
	Fowler.....	" 91	14	9	25	50	16	34					
	Tannin.....	" 92	15	8	33	50	25	25					
	Watcomb.....	" 93	7	82	159	175	80	95	2	1			
	Red Lake.....	A to E " 95 A	46	127	218	225	93	132	2	2			
	".....	F to K " 95 B	30	136	206	225	72	153	1	1			
	".....	L to P " 95 C	30	147	224	225	80	145	2	2			
	".....	Q to Z " 95 C	55	99	125	224	101	124					1
	Finn Town.....	" 96	19	63	99	100	64	36					
	Madsen Mine.....	" 97	7	111	121	125	10	115					
Cole, P. O.....	" 98	15	26	14	50	27	23						
Golden Arm.....	" 98 A	9	71	94	100	24	76						
Paul Ore Mine.....	" 99	7	19	31	50	13	37						

McKenzie Red Lake.....	" 101	25	107	132	85	217	225	136	89	3	1
Jackson Manion.....	" 102	16	23	39	24	63	75	41	34	1	1
Swains Lake.....	" 103	2	10	53	41	75	75	63	63	4	1
Argosy Mine.....	" 104	34	23	57	60	117	125	62	63	4	1
Uchi Gold Mine.....	" 105	9	4	13	7	20	25	14	11	1	1
Uchi Saw Mill.....	" 106	0	11	11	19	30	50	11	39	1	1
Sam's Portage.....	" 107	2	12	14	7	21	25	15	10	1	1
Ear Falls.....	" 108	22	37	59	50	109	125	59	66	1	1
Darkwater Mines.....	" 109	5	29	34	23	57	75	34	41	1	1
Root Portage.....	" 110	5	15	20	7	27	50	20	30	1	1
Totals.....	4,533	6,597	11,430	5,577	16,707	19,025	11,294	7,731	123	32	8
Majority for Heenan.....	2,064										

Total number of printed ballots not distributed to D.R.O's: 1,875. Total number of ballot papers printed: 20,900.

Kent, East.....	No. 1 A	No. 1 B	Campbell	Brien	148	49	197	225	148	77	3	1
"	"	"	92	17	177	98	275	300	179	121	2	2
"	"	"	141	36	175	41	216	250	175	75	1	1
"	"	"	107	68	222	39	261	275	224	51	2	2
"	"	"	149	73	157	44	201	235	159	66	1	1
"	"	"	119	38	104	45	149	175	104	71	1	1
"	"	"	59	45	137	35	172	200	137	63	1	1
"	"	"	83	51	97	29	126	150	97	53	1	1
"	"	"	78	19								
TOWN OF BLESNEAM.....												
Ward 1.....	A to K	"	77	43	120	77	197	225	121	104	1	1
"	L to Z	"	91	49	140	111	251	275	140	135	1	1
"	"	"	141	31	172	96	268	275	174	101	1	1
"	"	"	125	28	153	58	211	225	158	67	2	3
"	"	"	77	28	105	35	140	150	107	43	1	1
"	"	"	99	27	126	73	199	225	128	97	2	2
TOWN OF BORNWELL.....												
St. George's Ward.....	"	"	123	52	175	65	240	275	175	100	1	1
St. Andrew's Ward.....	"	"	79	52	131	41	172	200	134	66	3	3
"	"	"	9	3	12	5	17	25	12	13	1	1
St. Lawrence's Ward.....	"	"	12	5	17	6	23	50	17	33	1	1
Camden Tp.....	"	"	41	15	59	19	78	100	60	49	1	1
"	"	"	95	39	134	52	186	200	134	66	1	1
"	"	"	71	49	90	32	122	150	91	59	1	1
"	"	"	81	29	113	30	143	175	113	62	1	1
Dunwich Tp.....	A to K	"	96	42	138	60	198	225	138	87	1	1
"	L to Z	"										

E. B. STIRLING,
Returning Officer.

RETURN from the Records of the GENERAL ELECTION to the Legislative Assembly, 1937 *Continued.*

Electoral District.	Numbers of Polling Places.	Names of Candidates and Number of Votes Pollcd for each.		Voters at each Polling Place.		Ballot Papers sent out and how disposed of in each Polling Place.							
		Campbell	Brien	Total Number of Votes Pollcd.	Number of Votes remaining Unpollcd.	Number of names on the Polling Lists.	Number of Ballot Papers sent out to each Polling Place.	Used Ballot Papers.	Unused Ballot Papers.	Rejected Ballot Papers.	Cancelled Ballot Papers.	Declined Ballot Papers.	Ballot Papers Taken from Polling Places.
Kent, East <i>Cont.</i>	Dunwich Tp. No. 2	113	61	174	84	258	275	175	100	1			
	" " " " " 3	96	25	121	44	165	175	122	53		1		
	" " " " " 4	85	21	106	51	157	175	106	69				
	" " " " " 5	145	24	169	57	226	250	169	56				
	" " " " " 6	98	24	122	48	170	175	123	52			1	
	" " " " " 7	123	43	166	59	225	250	168	82		2		
	" " " " " 8	76	49	125	41	166	175	127	48			2	
	Village of Dutton A to G " 1	93	43	136	49	185	200	136	64				
	" " " " " H to M " 53	53	48	101	61	162	175	101	74				
	" " " " " Me to Z " 1	128	71	199	69	268	275	199	76				
	Village of Ericton " 1	101	31	135	59	194	225	137	88		2		
	Harwich Tp. " 1	136	60	196	136	332	375	199	176		3		
	" " " " " 2	121	49	170	56	226	250	173	77		3		
	" " " " " 3	59	45	104	131	235	275	106	169		2		
	" " " " " 4	137	78	215	125	340	375	216	159			1	
	" " " " " A to K " 5	115	46	161	101	262	275	166	109			4	1
	" " " " " L to Z " 5	153	62	215	92	307	325	221	104			4	2
" " " " " 6	117	43	160	43	203	225	162	63		2			
" " " " " 7	152	34	186	70	256	186	89	89					
" " " " " 8	154	39	193	60	253	300	197	103		4			
" " " " " 9	120	27	147	68	215	225	147	78					
" " " " " 10	186	22	208	24	232	250	210	40		2			
" " " " " 11	162	34	196	68	264	275	196	79					
" " " " " 12	40	4	44	4	48	75	44	31					
Village of Highgate " 1	117	55	172	93	265	275	174	101		2			

Howard Tp.	N 1 1/2	1	76	35	111	43	154	175	113	62	2		
"	S 1 1/2	1	96	16	112	45	157	175	112	63			
"	N 1 1/2	2	53	35	88	40	128	150	88	105			
"	S 1 1/2	3	69	26	95	86	181	200	95	162			
"	"	3	121	41	162	119	281	300	162	138			
"	"	4	160	48	208	75	283	300	208	92			
"	A to K	5	91	29	120	47	167	175	121	54	1		
"	L to Z	5	116	31	147	37	184	200	147	53			
"	"	6	95	45	140	64	204	225	141	84	1		
"	"	7	7	9	16	16	32	50	17	33	1		
Moravian Indian Reserve	"	1	29	29	58	27	85	100	58	42			
Orford Tp.	"	2	154	19	173	47	220	250	173	77			
"	"	3	41	3	44	37	81	100	44	56			
"	N 1 1/2	3	64	24	88	28	116	125	88	37			
"	S 1 1/2	4	84	13	97	39	136	150	97	53			
"	S 1 1/2	4	51	14	65	6	71	100	65	35			
"	N 1 1/2	5	111	18	129	32	161	175	129	46			
"	"	6	118	22	140	34	174	200	142	58	2		
"	"	7	78	16	94	44	138	150	94	56			
Town of Ridgetown	"	1	105	67	172	107	279	300	174	126	2		
"	A to K	2	81	34	115	55	170	200	116	84	1		
"	L to Z	2	66	37	103	68	171	200	106	94	2		
"	A to K	3	64	76	140	77	217	250	140	110			
"	L to Z	3	80	44	124	106	231	250	126	124	2		
"	A to K	4	61	51	112	90	202	225	112	113			
"	L to Z	4	63	40	103	63	166	175	104	71	1		
Village of Rodney	"	1	154	84	238	66	304	325	245	80	7		
"	"	2	138	63	201	30	231	250	201	49			
Village of Thamesville A to K	A	1	136	69	205	75	280	300	206	94	1		
"	L to Z	1	137	83	220	71	291	325	223	102	3		
Village of West Lorne	"	1	159	90	249	53	302	325	249	76			
"	"	2	120	70	190	37	227	250	190	60			
Zone Tp.	"	1	55	24	79	43	122	150	79	71			
"	"	2	61	29	90	26	116	125	91	34	1		
"	"	3	72	23	95	72	167	200	97	103	2		
"	"	4	39	53	92	43	135	175	93	82		1	
Totals			8,250	3,297	11,547	4,826	16,373	18,200	11,640	6,560	73	8	11
Majority for Campbell			4,953										

Total number of printed ballots not distributed to D.R.O's: 2,375. Total number of ballot papers printed: 20,575.

RETURN from the Records of the GENERAL ELECTION to the Legislative Assembly, 1937—Continued.

Electoral District.	Numbers of Polling Places.	Names of Candidates and Number of Votes Polled for each.		Voters at each Polling Place.			Ballot Papers sent out and how disposed of in each Polling Place.						
		Gordon	Sanderson	Total Number of Votes Polled.	Number of Votes remaining Unpoll'd.	Number of names on the Polling Lists.	Number of Ballot Papers sent out to each Polling Place.	Used Ballot Papers.	Unused Ballot Papers.	Rejected Ballot Papers.	Cancelled Ballot Papers.	Declined Ballot Papers.	Ballot Papers taken from Polling Places.
Kent, West.....	City of Chatham.....	A	A	185	231	416	400	187	213	2			
	M to Z	A	153	217	370	350	151	196		1		
	A to L		180	168	348	400	181	216		3	1	
	M to Z		159	150	309	400	161	239	1	1		
	A to L		170	214	454	400	249	151	5			
	M to Z		183	184	367	350	185	165			2	
	A to L		206	221	427	400	207	193	1			
	M to Z		169	152	321	400	173	227	2			
	A to L		147	104	251	350	150	200				3
	M to Z		140	121	261	350	143	207	2	1		
	A to L		141	181	322	350	143	207	2			
	M to Z		154	225	382	400	158	242	4			
	A to L		113	99	212	300	113	187				
	M to Z		89	88	177	200	91	109	2			
	A to L		185	160	395	400	244	156	9			
.....	M to Z		195	194	389	350	203	147	8				
.....	A to L		180	250	482	450	237	213	5				
.....	M to Z		178	215	393	450	184	266	6				
.....	A to L		147	142	279	300	152	148	5				
.....	M to Z		117	104	242	300	138	162					
.....	A to L		188	222	410	350	192	158	2			2	
.....	M to Z		164	194	358	400	166	234	1	1			
.....	A to L		199	175	374	400	201	199	1				
.....	M to Z		187	170	357	350	189	161	2				
.....	A to L		131	137	268	300	135	165			4		
.....	M to Z		108	105	213	250	108	142					
.....	A to L		182	227	409	500	187	313	4	1			

W. J. EASTON,
Returning Officer.

"	A to L	69	113	155	268	250	114	136	1
"	M to Z	62	89	127	246	350	90	260	1
Advance Poll		31	35	35					
Town of Wheatley		103	134	105	239	300	138	162	4
"	A	102	129	103	238	300	135	165	6
"	B	7	11	6	17	50	11	39	
Village of Erie Beach		135	161	145	306	350	166	184	5
Chatham Tp.	A to L	109	141	150	291	300	141	159	
"	M to Z	98	114	55	169	200	115	85	1
"	A to L	23	79	90	169	200	79	121	
"	M to Z	109	129	83	212	300	133	167	1
"		87	115	129	234	300	118	182	2
"		102	127	122	249	300	127	173	
"		65	176	65	181	200	116	84	
"		124	208	127	335	400	212	188	3
"	A to L	177	213	117	330	400	217	183	1
"	M to Z	192	246	89	335	400	257	143	11
"		86	147	67	214	300	148	152	1
"		96	108	134	242	300	112	188	4
"		52	72	55	127	200	75	125	3
"		49	106	13	119	200	106	94	
Dover Tp.		164	191	170	361	400	195	205	1
"		91	94	35	129	200	94	106	3
"		158	166	119	285	400	170	230	3
"	A to L	102	115	81	196	300	117	183	1
"	M to Z	75	90	73	163	200	91	109	21
"		290	300	114	414	500	304	196	
"		87	113	51	167	200	113	87	
"		110	133	123	256	300	133	167	
"		120	138	73	211	300	140	160	21
"		24	26	27	53	100	26	74	
"		104	114	107	211	300	111	186	
Romney Tp.		76	100	78	178	200	103	97	3
"		45	46	43	89	100	47	53	1
"		88	103	106	209	300	106	194	3
"		75	96	76	172	200	99	101	3
"		55	89	76	165	200	93	107	4
Tilbury East Tp.		143	156	92	248	300	131	169	2
"		130	129	105	234	300	131	169	2
"		2	11	84	225	300	142	158	1
"		19	148	169	317	400	148	252	
"		97	153	82	284	300	131	113	1
"		127	147	82	229	300	148	152	1
"		50	61	106	170	200	65	135	
"		54	79	145	224	300	79	224	

RETURN from the Records of the GENERAL ELECTION to the Legislative Assembly, 1937—Continued.

Electoral District.	Numbers of Polling Places.	Names of Candidates and Number of Votes Polled for each.		Voters at each Polling Place.			Ballot Papers sent out and how disposed of in each Polling Place.						
		Kidd	Mills	Total Number of Votes Polled.	Number of Votes remaining Unpolled.	Number of names on the Polling Lists.	Number of Ballot Papers sent out to each Polling Place.	Used Ballot Papers.	Unused Ballot Papers.	Rejected Ballot Papers.	Cancelled Ballot Papers.	Declined Ballot Papers.	Ballot Papers taken from Polling Places.
Kingston— <i>Con.</i>	Kingston	No. 20 B		88	73	161	200	88	110	2			
	"	" 21 A	37	179	47	226	250	179	71				
	"	" 21 B	74	139	50	189	200	139	57	4			
	"	" 22 A	46	131	22	153	200	131	68	1			
	"	" 22 B	63	84	33	180	200	147	51	2			
	"	" 23 A	65	104	41	210	250	169	80	1			
	"	" 23 B	49	72	25	146	150	121	27	2			
	"	" 24 A	77	58	44	179	200	135	62		3		
	"	" 24 B	65	90	26	181	200	155	39	6			
	"	" 25 A	72	101	44	217	250	173	76	1			
	"	" 25 B	91	107	44	242	250	198	49	3			
	"	" 26 A	63	79	40	182	200	142	54	4			
	"	" 26 B	76	61	26	163	200	137	63				
	"	" 27 A	61	81	50	192	200	142	56	2			
	"	" 27 B	71	82	48	201	250	153	97				
	"	" 28 A	45	118	64	227	250	163	79	8			
	"	" 28 B	50	118	83	251	300	168	123	9			
	"	" 29 A	65	88	49	202	200	153	46	1			
	"	" 29 B	99	76	39	214	250	175	69	6			
	"	" 30 A	88	141	11	152	200	141	59				
	"	" 30 B	91	73	32	196	200	164	33		3		
	"	" 31 A	91	71	38	200	250	162	87	1			
	"	" 31 B	78	65	32	175	200	143	57				
	"	" 32 A	84	71	39	194	200	155	43	2			
	"	" 32 B	89	69	35	193	200	158	40		2		
	"	" 33 A	96	68	28	164	200	164	33	3			
	"	" 33 B	113	61	41	215	250	174	74	1			

"	"	"	34	114	85	199	38	237	250	199	49	1	1	1	
"	"	"	35	167	94	261	56	317	350	261	86	1	3	3	
"	"	"	36 A	124	69	193	43	236	250	193	55	2	2	2	
"	"	"	36 B	143	64	207	45	252	300	207	92	1	1	1	
"	"	"	37 A	108	78	186	28	214	250	186	62	2	2	2	
"	"	"	37 B	111	79	190	32	222	250	190	60	2	2	2	
"	"	"	38 A	106	59	165	37	202	250	165	85	1	1	1	
"	"	"	38 B	91	70	161	22	183	200	161	38	1	1	1	
"	"	"	39 A	103	65	168	26	194	200	168	32	1	1	1	
"	"	"	39 B	93	60	153	39	192	200	153	32	1	1	1	
"	"	"	40 A	86	69	155	26	181	200	155	47	1	1	1	
"	"	"	40 B	100	68	168	40	208	250	168	80	2	2	2	
"	"	"	41 A	113	46	159	25	184	200	159	41	1	1	1	
"	"	"	41 B	73	64	137	14	151	200	137	63	1	1	1	
"	"	"	42 A	121	47	168	36	204	250	168	82	1	1	1	
"	"	"	42 B	119	55	174	23	197	250	174	76	1	1	1	
"	"	"	43 A	66	63	129	39	168	200	129	69	2	2	2	
"	"	"	43 B	65	61	126	40	166	200	126	72	2	2	2	
"	"	"	43 C	4	8	12	1	13	50	12	37	1	1	1	
"	"	"	44 A	117	92	209	38	247	250	209	12	1	1	1	
"	"	"	44 B	129	88	217	39	256	300	217	37	3	3	3	
"	"	"	45 A	105	78	183	37	220	250	183	78	4	4	4	
"	"	"	45 B	105	68	173	31	204	250	173	65	1	1	1	
"	"	"	46 A	87	66	153	28	181	200	153	75	2	2	2	
"	"	"	46 B	70	72	142	26	168	200	142	45	2	2	2	
Portsmouth	"	"	1 A	151	165	316	39	355	400	316	57	1	1	1	
"	"	"	1 B	127	95	222	24	246	350	222	82	2	2	2	
Amherst Island	"	"	1	72	125	197	61	258	300	197	101	2	2	2	
"	"	"	2	48	61	109	22	131	150	109	39	2	2	2	
Howe Island	"	"	1	28	108	136	28	164	200	136	62	1	1	1	
Wolfe Island	"	"	1	27	83	110	21	131	150	110	39	1	1	1	
"	"	"	2	69	124	193	47	240	250	193	55	2	2	2	
"	"	"	2 A	41	58	99	16	115	150	99	51	1	1	1	
"	"	"	3	54	71	125	30	155	200	125	75	1	1	1	
"	"	"	4	15	55	70	11	81	100	70	29	1	1	1	
"	"	"	5	37	36	73	13	86	100	73	27	1	1	1	
"	"	"	6	11	4	15	17	32	50	15	35	1	1	1	
Advance Poll	"	"		128	138	266	266	350	266	79	5	5	5	
Totals				8,014	7,827	15,841	3,005	19,446	22,000	15,841	5,956	146	38	14	5
Majority for Kidd				187											

Total number of printed ballots not distributed to D.R.O's: 17,000. Total number of ballot papers printed: 39,000.

RETURN from the Records of the GENERAL ELECTION to the Legislative Assembly, 1937—Continued.

Electoral District.	Numbers of Polling Places.	Names of Candidates and Number of Votes Polled for each.		Voters at each Polling Place.			Ballot Papers sent out and how disposed of in each Polling Place.						
		Matheson	McVicar	Total Number of Votes Polled.	Number of Votes remaining Unpolled.	Number of names on the Polling Lists.	Number of Ballot Papers sent out to each Polling Place.	Used Ballot Papers.	Unused Ballot Papers.	Rejected Ballot Papers.	Cancelled Ballot Papers.	Declined Ballot Papers.	Ballot Papers taken from Polling Places.
Lambton, East. Returning Officer. E. A. SHAUNESSY,	Village of Alvinston. No. 1	43	104	147	31	178	200	147	51	2			
	A to L " " " " " " 2	23	70	93	44	137	150	93	57				
	M to Z " " " " " " 2	46	101	147	41	188	200	147	53				
	Village of Arkona. " 1	47	163	210	66	276	300	210	88	1	1		
	Bosanquet Tp. " 1	86	119	205	68	273	300	205	94		1		
	A to L " " " " " " 2	69	96	165	48	213	225	165	60				
	M to Z " " " " " " 2	56	86	142	41	183	200	142	57	1			
	" " " " " " 3	55	107	162	36	198	225	162	60	3			
	" " " " " " 4	36	100	136	40	176	200	136	64				
	" " " " " " 5	31	97	128	38	166	175	128	47				
	" " " " " " 6	17	79	96	58	154	175	96	77	2			
	" " " " " " 7	51	44	95	28	123	150	95	54	1			
	" " " " " " 1	29	60	89	37	126	150	89	61				
	" " " " " " 2	20	99	119	34	153	175	119	56				
	" " " " " " 3	50	102	152	28	180	200	152	48				
	A to L " " " " " " 3	64	31	104	31	135	175	104	70	1			
	M to Z " " " " " " 4	12	46	58	23	81	100	58	42				
	" " " " " " 5	40	72	112	44	156	175	112	63				
	" " " " " " 6	91	110	110	30	140	150	110	40				
	" " " " " " 7	14	38	52	5	57	75	52	22		1		
	" " " " " " 8	33	44	77	25	102	125	77	48				
" " " " " " 9	11	23	34	16	50	75	34	41					
" " " " " " 10	46	40	86	47	133	150	86	64					
" " " " " " 11	47	31	78	29	107	125	78	46	1				
" " " " " " 12	32	65	97	27	124	150	97	53					
Gore of Camden. " 1	77	108	185	43	228	250	185	65					

Plympton Tp.....	" 1	37	123	160	65	225	250	160	87	3
" "	" 2	51	158	209	96	305	325	209	115	1
" "	" 3	42	107	149	69	218	225	149	76	1
" "	" 4	33	210	243	88	331	350	243	107	1
" " A to L.....	" 5	25	89	114	55	169	200	114	85	1
" " M to Z.....	" 5	22	101	123	54	177	200	123	76	1
" "	" 6	15	41	56	31	87	100	56	43	1
" "	" 7	41	91	132	44	176	200	132	67	1
" "	" 8	31	73	104	48	152	175	104	70	1
Village of Thedford.....	" 1	91	82	173	37	210	225	173	51	1
" " A to L.....	" 1	82	96	178	40	218	250	178	70	1
" " M to Z.....	" 1	55	99	154	94	248	275	154	120	1
Warwick Tp.....	" 1	71	82	153	58	211	225	153	71	1
" "	" 2	32	80	112	38	150	175	112	65	1
" " A to L.....	" 3	28	91	119	47	166	175	119	55	1
" " M to Z.....	" 3	43	100	143	82	225	250	143	104	3
" "	" 4	26	92	118	96	214	225	118	106	1
" "	" 5	33	81	114	69	183	200	114	83	1
" "	" 6	33	77	135	33	168	200	135	65	1
" "	" 7	58	73	122	53	175	200	122	78	1
Village of Watford.....	" 1	73	49	132	60	192	225	132	92	1
" " A to L.....	" 1	83	49	150	39	189	200	150	49	1
" " M to Z.....	" 2	76	74	116	49	165	200	116	84	1
" " A to L.....	" 2	40	76	161	35	196	225	161	63	1
" " M to Z.....	" 2	72	89	142	45	187	200	142	58	1
Village of Wyoming.....	" 1	63	79							
" "	" 2									
Totals.....		4,928	8,598	13,526	4,475	18,201	20,600	13,526	6,966	82
Majority for McVicar.....			3,670							21

Total number of printed ballots not distributed to D.R.O's: 399.

Total number of ballot papers printed: 20,999.

		Catholic	Hacy							
Lambton, West.....										
Courtright.....	No. 1	103	63	166	51	217	225	166	57	2
" " Moore Tp.....	" 1	80	29	109	36	145	150	109	40	1
" "	" 2	41	7	48	14	62	75	48	27	1
" "	" 3	137	54	191	52	243	250	191	58	1
" " A to L.....	" 4	83	82	165	40	205	200	165	33	2
" " M to Z.....	" 4	102	60	162	24	186	200	162	37	1
" "	" 5	121	18	139	32	171	175	139	36	1
" "	" 6	97	33	130	53	183	175	130	43	2
" " A to L.....	" 7	51	47	98	76	174	175	98	76	1
" " M to Z.....	" 7	130	50	180	69	249	250	180	68	2
" "	" 8	88	28	116	38	154	150	116	34	1

RETURN from the Records of the GENERAL ELECTION to the Legislative Assembly, 1937—Continued.

Electoral District.	Numbers of Polling Places.	Names of Candidates and Number of Votes Polled for each.		Voters at each Polling Place.		Ballot Papers sent out and how disposed of in each Polling Place.												
		Guthrie	Huey	Total Number of Votes Polled.	Number of Votes remaining Unpolled.	Number of names on the Polling Lists.	Number of Ballot Papers sent out to each Polling Place.	Used Ballot Papers.	Unused Ballot Papers.	Rejected Ballot Papers.	Cancelled Ballot Papers.	Declined Ballot Papers.	Ballot Papers taken from Polling Places.					
Lambton, West	Sarnia Ward 5	Con. A to L	No. 5															
	"	"	"	5	37	100	34	134	100	50								
	"	"	"	5	44	115	40	155	150	35								
	"	"	"	5	40	102	51	156	150	47	1							
	"	"	"	5	36	105	52	157	150	44	1							
	"	"	"	6	56	134	28	162	175	40	1							
	"	"	"	6	49	110	42	152	150	38	2							
	"	"	"	6	86	154	48	202	200	41	5							
	"	"	"	6	60	116	59	175	175	55	4							
	"	"	"	6	64	145	62	207	200	53	2							
	"	"	"	6	28	84	21	105	84	39	2							
	"	"	"	6	101	207	35	242	250	31	9	3						
	Advance Poll			94	33	127			350	221	1	1						
	Totals	8,341	5,271	13,612	4,639	18,251	18,800	13,612	5,031	124	27	6						
	Majority for Guthrie	3,070																

Total number of printed ballots not distributed to D.R.O.'s: 0. Total number of ballot papers printed: 18,800.

Lanark	Bathurst	Doncett	Smith
No. 1	85	105	32
" 2	89	93	33
" 3	93	98	36
" 4	92	28	50
" 5	127	98	70
			225
			225
			190
			182
			191
			250
			191
			182
			68
			35

Beckwith	6	101	43	144	35	179	200	144	43	13
"	7	64	18	82	28	110	125	82	43	
"	8	109	94	203	65	268	275	203	72	
"	9	34	57	91	30	121	125	91	34	
"	10	39	5	44	16	56	75	44	31	
Burgess	11	57	165	222	101	323	325	222	103	1
"	12	12	13	25	11	36	50	25	25	
"	13	35	66	101	9	110	125	101	29	
Dalhousie & Sherbrooke	14	70	120	190	51	241	250	190	57	3
"	15	37	170	207	72	279	300	207	91	1
"	16	41	104	148	30	178	200	148	52	
Darling	17	27	41	68	42	110	125	68	32	
"	18	56	43	99	67	166	175	99	76	
"	19	13	2	15	9	24	25	15	10	
"	20	81	96	180	42	232	250	180	69	1
Drummond	20 A	41	30	71	20	91	100	71	27	2
"	21	83	30	113	58	171	175	113	61	1
"	22	106	107	213	61	274	275	213	62	
"	22 A	46	28	74	17	91	100	74	26	
"	23	75	76	151	30	181	200	151	47	2
Elmsley	24	105	79	184	20	255	275	184	89	1
"	24 A	37	22	59	20	80	100	59	2	
"	25	78	82	160	33	193	200	160	38	
Lanark Tp.	26	65	103	168	26	194	200	168	32	
"	27	28	127	155	51	206	225	155	70	
"	28	58	48	106	25	131	150	106	43	1
"	29	28	36	61	18	82	100	61	36	
"	30	15	16	30	24	54	75	30	45	
"	30 A	18	31	49	6	65	75	49	16	
"	31	18	31	49	22	71	75	49	26	
"	32	61	46	107	33	140	150	107	43	
Montague	33	54	64	118	47	165	175	118	57	3
"	31	76	12	88	61	149	150	88	31	2
"	35	108	67	175	37	212	225	175	47	3
"	36	95	72	167	32	199	200	167	31	2
"	37	86	101	187	66	253	275	187	85	3
"	37 A	29	33	62	23	85	100	62	38	
Pakenham	38	89	36	125	45	160	175	125	49	1
"	39	58	67	125	44	169	175	125	50	
"	40	169	62	231	11	242	250	231	16	3
"	40 A	87	50	137	28	165	175	137	38	
"	41	74	63	137	30	167	175	137	38	
Ramsay	42	43	31	74	13	117	125	74	75	1
"	43	127	75	202	68	270	275	202	73	
"	41	109	137	246	57	303	325	246	78	1

Returning Officer.

JOHN CROSSKEY.

Perth	117	87	204	71	275	275	204	69	2	
"	56	27	83	50	133	150	83	67		
"	72	116	188	41	229	250	188	61	1	
"	56	46	102	27	129	150	102	47	1	
"	73	88	161	47	208	225	161	64		1
"	122	130	252	53	305	325	252	70	2	
"	132	113	245	100	345	350	245	104	1	
"	158	115	273	89	362	375	273	102		
"	124	46	170	57	227	250	170	78	2	
"	131	66	197	86	283	300	197	100	3	
"	123	59	182	86	268	275	182	92		1
"	147	105	252	101	353	375	252	119	4	
Smith's Falls	88	108	196	111	307	325	196	128		
"	35	43	78	40	118	125	78	47		
"	103	84	187	80	267	275	187	86	2	
"	41	34	75	37	112	125	75	50		
"	78	72	150	78	228	250	150	100		
"	87	88	175	73	248	250	175	75		
"	143	115	258	86	344	350	258	89	3	
"	109	90	199	76	395	400	199	201		
"	43	24	67	30	97	100	67	33		
"	122	118	240	20	260	275	240	35		
"	98	88	186	82	268	275	186	89		
"	38	41	79	40	119	125	79	46		
"	103	122	225	89	314	325	225	98	2	
"	127	96	223	100	323	325	223	100	2	
"	74	74	148	69	217	225	148	77	2	
"	38	42	80	53	123	125	80	44		1
"	119	116	235	106	341	350	235	115		
"	76	81	157	83	240	250	157	92	1	
"	132	101	233	114	347	350	233	117		
Advance Poll	142	177	319	319	319	400	319	81		
Totals	9,103	7,641	16,744	5,932	22,676	24,000	16,724	7,219	74	22
Majority for Doucett	1,462									13

Total number of printed ballots not distributed to D.R.O's: 1,000. Total number of ballot papers printed: 25,000.

Front of Escott Tp.....	1	118	60	178	51	229	250	181	69	2	1
"	2	105	88	193	32	225	250	194	56	1
"	3	54	99	153	9	162	200	153	47
Town of Gananoque.....	1	80	135	215	46	261	300	216	84	1
"	2	128	177	305	53	358	375	309	66	4
"	3	74	84	158	17	175	200	159	41	1
"	4	70	91	161	35	196	225	161	64	1
"	5	76	66	142	35	177	200	142	58
"	6	134	215	349	99	418	475	330	125	1
"	7	52	110	162	27	189	225	163	62	1
"	8	70	101	171	45	216	250	174	76	2	1
"	8	60	78	138	24	162	200	142	58	1	3
"	8	70	111	181	33	214	250	183	67	2
Kitley Tp.....	1	56	146	202	57	259	300	204	96	2
"	2	103	73	176	30	206	225	176	49
"	3	77	122	199	26	225	250	199	51
"	4	23	122	145	24	169	200	146	54	1
"	5	61	81	142	24	166	200	143	57	1
Front of Leeds and Lans- downe Tp.....	1	102	111	216	46	262	300	218	82	2
"	2	41	53	112	18	112	150	94	56
"	3	85	84	169	37	206	250	172	78	3
"	3	46	66	112	16	128	150	113	37	1
"	1	40	68	108	14	122	150	109	41	1
"	5	75	45	120	16	136	200	122	78	2
"	5	61	84	145	145	200	145	55
"	6	106	154	260	20	289	325	260	65
"	7	58	136	194	31	225	250	195	55	1
"	8	60	109	169	24	193	225	172	53	1	2
Rear of Leeds and Lans- downe Tp.....	1	63	77	140	29	169	200	140	60
"	1	77	88	165	31	196	225	168	57	2	1
"	2	44	131	175	37	212	250	175	75
"	3	44	96	140	12	182	225	142	83	2
"	3	43	87	130	59	180	225	130	95
"	1	70	111	181	39	220	250	183	67	2
"	5	53	93	146	20	166	200	146	54
Village of Newboro.....	1	100	98	198	31	229	275	203	72	4	1
Village of Athens.....	1	100	111	211	41	252	300	212	88	1
"	2	91	116	207	42	249	300	215	85
Bastard and Burgess Tp. (South).....	1	46	116	162	7	169	200	163	37	1
"	1	53	133	186	20	206	225	187	38	1

x

Front of Yonge Tp...A to K " 1	119	66	185	30	215	250	186	64	1	1
" " "L to Z " 1	115	57	172	30	202	250	178	72	4	2
" " " " 2	120	73	193	26	219	250	194	56	1	
" " " " 3	124	64	188	34	222	250	191	59	3	
Rear of Yonge & Escott Tp. " 1	69	119	188	28	216	250	188	62		
" " " " 2	89	103	192	17	209	250	192	58		
" " " " 3	72	92	164	35	199	225	166	59	1	1
Village of Westport...A to K " 1	111	84	195	43	238	275	197	78	2	
" " "L to Z " 1	120	76	196	35	231	275	196	79		
South Elmsley Tp. " 1	113	119	232	43	275	300	234	66	2	
" " " 2	52	108	160	17	177	200	160	40		
Totals.....	9,603	10,339	19,942	5,290	25,232	28,825	20,087	8,738	93	38
Majority for Reynolds.....		736							5	9

Total number of printed ballots not distributed to D.R.O's: 4,175. Total number of ballot papers printed: 33,000.

Lincoln	Chapman	Haines	Schroeder	Advance Poll	St. Andrew's Ward	No.	Returned	Ballots	Returned	Ballots	Returned	Ballots
	13	21	1			1	35	35	100	35	65	
	63	73	31			2	174	174	275	174	101	4
	50	65	17			3	137	225	225	137	88	3
	96	100	26			4	225	300	325	227	98	3
	99	75	6			5	184	240	275	184	91	4
	75	91	21			6	187	96	300	187	113	
	99	72	37			7	213	98	350	213	137	5
	81	53	1			8	135	65	200	137	88	2
	61	57	6			9	128	61	225	128	97	4
	118	103	22			10	244	98	375	244	131	1
	102	77	23			11	206	121	327	206	144	4
	114	103	21			12	210	109	349	240	135	2
	64	54	3			13	121	58	200	121	79	
	57	59	4			14	120	165	200	120	80	
	82	54	11			15	147	99	246	147	103	
	75	55	15			16	136	87	223	146	104	
	57	53	17			17	127	106	233	134	116	7
	45	41	10			18	96	93	189	96	129	
	87	100	19			19	207	103	310	207	118	1
	58	57	10			20	126	67	193	126	149	1
	91	78	6			21	177	76	253	177	73	2
	63	70	4			22	139	51	190	139	111	1
	88	94	8			23	135	135	328	193	157	3
	122	67	9			24	199	66	300	200	100	1
	101	74	3			25	182	68	275	163	92	1

HARRY P. CAVERS,
Returning Officer.

RETURN from the Records of the GENERAL ELECTION to the Legislative Assembly, 1937—Continued.

Electoral District.	Numbers of Polling Places.	Names of Candidates and Number of Votes Polled for each.		Voters at each Polling Place.			Ballot Papers sent out and how disposed of in each Polling Place.								
		Chapman	Haines	Schroeder	Total Number of Votes Polled.	Number of Votes remaining Unpolled.	Number of names on the Polling Lists.	Number of Ballot Papers sent out to each Polling Place.	Used Ballot Papers.	Unused Ballot Papers.	Rejected Ballot Papers.	Cancelled Ballot Papers.	Declined Ballot Papers.	Ballot Papers taken from Polling Places.	
Lincoln - Con.....	St. George's Ward	No. 19 A	78	62	8	153	78	231	250	153	97	5			
	"	" 19 B	55	46	10	112	40	152	225	112	113	1			
	"	" 20	79	50	33	163	85	248	275	163	112	1			
	"	" 21	92	70	21	183	63	246	275	188	87		5		
	"	" 22	80	68	38	186	84	270	300	186	114				
	"	" 23 A	25	52	42	121	53	174	200	121	79	2			
	"	" 23 B	39	53	31	130	47	177	200	130	70	7			
	"	" 24 A	50	103	22	179	70	249	250	179	71	4			
	"	" 24 B	45	81	34	161	55	216	250	161	89	1			
	"	" 25 A	70	58	21	150	84	234	250	150	100	1			
	"	" 25 B	45	54	21	126	47	173	225	126	99	6			
	"	" 26	123	63	28	217	99	316	350	217	133	3			
	"	" 27 A	56	67	17	140	77	207	225	142	83		2		
	"	" 27 B	36	48	23	109	42	151	200	109	91			2	
	"	" 28	87	60	35	189	103	292	325	189	136	7			
	"	" 29 A	51	58	11	123	61	184	200	123	77	3			
	"	" 29 B	56	70	8	137	48	185	200	137	63	2			
	"	" 30	77	91	31	200	106	306	325	200	125				
	"	" 31	92	68	18	182	116	298	325	182	143	4			
	"	" 32 A	61	37	20	120	62	182	200	120	80	2			
	"	" 32 B	75	40	10	126	54	180	200	126	74	1			
	"	" 33	139	57	23	220	90	310	350	223	127	1	3		
	"	" 34	125	57	29	215	97	312	350	215	135	3			
	"	" 35	81	65	17	163	62	225	250	163	87				
	St. Patrick's Ward	"	64	60	9	134	46	180	200	134	66	1			
	"	"	66	39	12	117	42	159	200	117	83				

RETURN from the Records of the GENERAL ELECTION to the Legislative Assembly, 1937—Continued.

Electoral District.	Numbers of Polling Places.	Names of Candidates and Number of Votes Polled for each.			Voters at each Polling Place.			Ballot Papers sent out and how disposed of in each Polling Place.							
		Chapman	Haines	Schroeder	Total Number of Votes Polled.	Number of Votes remaining Unpolled.	Number of names on the Polling Lists.	Number of Ballot Papers sent out to each Polling Place.	Used Ballot Papers.	Unused Ballot Papers.	Rejected Ballot Papers.	Cancelled Ballot Papers.	Declined Ballot Papers.	Ballot Papers taken from Polling Places.	
Lincoln	Cont.....	Town of Merrittton.....	No. 72	72	33	184	48	232	250	184	66	3	1	1	
		"	" 73	66	38	153	46	199	225	153	72	3			
		"	" 74	95	56	22	175	35	210	250	175	75	2		
		"	" 75	131	56	33	220	79	299	325	220	105	3	1	
		"	" 76	155	51	35	244	56	300	325	245	80	3		
		"	" 77 A	107	51	16	178	41	219	250	178	72	1		
		"	" 77 B	80	54	13	149	12	161	225	149	76	1		
		"	" 78	66	170	2	241	113	354	375	241	134	3		
		"	" 79 A	65	97	2	165	57	222	225	165	60	1		
		"	" 79 B	60	64	0	124	71	195	225	125	100	0	1	
		"	" 80	80	105	8	194	77	271	300	195	105	1		
		"	" 81	96	117	8	225	81	306	325	226	99	4	1	
		"	" 82 A	48	116	4	169	106	275	250	169	81	1		
		"	" 82 B	25	105	4	137	58	195	250	137	113	3		
		Clinton Tp.	"	72	113	9	194	93	287	300	195	105	2		
			"	70	152	3	227	64	391	425	228	197	2	1	
"	85		178	3	235	97	332	350	236	114	4	1			
"	86		39	0	141	68	209	225	141	84	2				
"	87		126	0	236	102	338	350	236	114	1				
"	88		81	5	194	93	287	300	194	106	2				
"	89		64	7	213	92	305	325	216	109	4	3			
"	90 A		65	110	3	179	67	246	250	179	71	1			
"	90 B		73	78	1	155	43	198	250	155	95	3			
"	91 A		59	97	2	159	42	201	250	159	41	1			
"	91 B	57	80	1	139	21	160	200	139	61	1				

North Grimsby Tp.....	"	92 A	90	124	2	218	138	356	350	218	132	2	
"	"	92 B	80	101	7	190	16	306	350	192	158	2	
"	"	93	87	146	3	236	152	388	400	236	164	
"	"	94	38	49	5	94	88	182	200	94	106	
"	"	95	28	69	2	101	79	180	200	101	99	
"	"	96	56	96	4	159	84	243	275	159	116	
Town of Grimsby.....	"	97	78	166	6	252	56	308	325	254	71	
"	"	98 A	75	142	2	222	70	292	275	224	51	
"	"	98 B	51	77	2	135	41	176	250	135	115	
"	"	99 A	111	166	5	285	70	355	375	290	85	
"	"	99 B	105	145	3	258	67	325	350	258	92	
South Grimsby Tp.....	"	100 A	54	181	3	239	67	306	325	239	86	
"	"	100 B	52	119	1	174	39	213	225	174	51	
"	"	101	45	110	6	165	48	213	225	165	60	
"	"	102	43	118	5	166	53	219	225	166	59	
Gainsboro Tp.....	"	103	79	141	2	227	65	292	325	228	97	
"	"	104	23	129	0	152	46	198	225	153	72	
"	"	105	40	76	4	122	47	169	200	122	78	
"	"	106	56	113	3	172	21	193	225	172	53	
"	"	107	74	141	0	106	30	175	106	69	69	
"	"	108	23	69	5	97	34	131	150	97	53	
"	"	109	40	73	0	116	78	194	225	117	108	
"	"	110	35	86	0	122	23	145	175	122	53	
Caistor Tp.....	"	111	28	122	1	152	36	188	200	152	48	
"	"	112	63	71	0	131	51	185	200	135	65	
"	"	113	62	82	2	147	27	174	200	147	53	
"	"	114	16	63	1	80	18	98	125	80	45	
Totals.....			11,401	12,517	1,975	25,923	10,095	36,018	40,050	26,253	13,667	270	65	15
Majority for Haimes.....				1,146										

Total number of printed ballots not distributed to D.R.O's: 50. Total number of ballot papers printed: 40,050.

London.....	No.	C.		H. Row-bottom	W. A. Towns-head	Total number of printed ballots not distributed to D.R.O's: 50.		Total number of ballot papers printed: 40,050.					
		A. S. Duncan	Godard			132	63	195	200				
"	1	78	16	1	37	132	63	195	200	137	63	5
"	2	67	5	2	33	107	67	174	200	112	88	2
"	3	49	3	1	18	71	39	110	150	73	77
"	4	50	3	1	25	79	32	111	150	81	69
"	5	62	9	1	14	86	66	152	200	87	113
"	6	120	15	2	37	174	103	277	300	176	174
"	7	103	11	2	13	159	112	271	300	170	130
"	8	87	3	0	26	116	82	198	200	117	83

RETURN from the Records of the GENERAL ELECTION to the Legislative Assembly, 1937 *Continued.*

Electoral District.	Numbers of Polling Places.	Names of Candidates and Number of Votes Polled for each.				Voters at each Polling Place.			Ballot Papers sent out and how disposed of in each Polling Place.						
		A. S. Duncan	C. Goddard	H. Rowbottom	W. A. Townsend	Total Number of Votes Polled.	Number of Votes remaining Unpoll'd.	Number of names on the Polling Lists.	Number of Ballot Papers sent out to each Polling Place.	Used Ballot Papers.	Unused Ballot Papers.	Rejected Ballot Papers.	Cancelled Ballot Papers.	Declined Ballot Papers.	Ballot Papers taken from Polling Places.
London <i>Cont.</i>	No. 9	78	16	0	38	132	61	193	200	139	61	6	1
	" 10	78	15	2	37	132	53	185	200	135	65	8
	" 11	104	9	1	24	138	74	212	250	146	104	8
	" 12	84	14	3	39	140	65	205	250	143	107	3
	" 13	85	17	2	66	170	74	244	250	174	76	3	1
	" 14	72	6	0	51	129	55	184	200	131	69	1
	" 15	58	6	0	49	113	57	170	200	113	87
	" 16	62	17	1	54	134	41	175	200	137	63
	" 16A	61	9	1	27	98	37	135	150	102	48	1	2	1	..
	" 17	86	4	0	64	154	80	234	250	157	93
	" 18	71	17	2	61	151	48	199	200	153	47	2
	" 19	70	9	0	61	140	55	195	200	140	60
	" 20	66	5	0	70	141	67	208	250	142	108
	" 21	71	1	0	79	151	58	209	250	152	98
	" 22	103	9	0	76	188	58	246	250	189	61	1
	" 23	69	6	0	96	171	59	230	250	172	78	1
	" 24	78	4	0	55	137	72	209	250	139	111	2
	" 25	102	0	0	67	169	54	223	250	170	80	1
	" 26	92	6	0	84	182	66	248	250	184	66	2
	" 27	91	4	0	66	161	88	249	250	166	84	5
	" 28	92	8	0	72	172	76	248	250	178	72	6
	" 29	99	12	1	70	182	76	258	300	186	114	4
	" 30	93	9	0	61	163	65	228	250	164	86	1
	" 31	73	5	0	60	138	60	198	200	138	62
	" 32	119	5	2	72	198	75	273	300	198	102

C. J. F. Ross,
Returning Officer.

33	82	1	0	53	136	62	198	200	138	62	1	1
34	82	9	0	62	153	50	203	250	155	95	2	2
35	75	9	0	61	145	71	216	250	147	103	2	2
36	93	12	1	57	163	60	223	250	166	84	3	3
37	92	13	0	57	162	50	212	250	162	88	1	1
38	92	15	0	84	191	55	246	250	192	58	1	1
39	73	4	0	78	155	64	219	250	159	91	4	4
40	96	5	1	70	172	61	233	250	175	75	3	3
41	81	7	4	74	166	68	234	250	167	83	1	1
42	93	4	0	61	158	80	238	250	160	90	2	2
43	61	8	0	53	122	41	163	200	123	77	1	1
44	103	8	1	69	181	54	235	250	186	64	5	5
45	103	8	1	74	186	63	249	250	187	63	1	1
46	139	8	0	101	248	62	310	400	252	148	4	4
47	139	6	1	114	260	79	339	400	261	139	1	1
48	93	10	0	79	182	66	248	250	187	63	5	5
49	69	6	0	59	134	146	280	300	137	163	3	3
50	93	6	0	60	160	39	199	200	160	40	1	1
51	73	8	0	59	140	79	219	250	141	109	1	1
52	90	1	1	43	141	68	209	250	143	107	2	2
53	55	7	1	11	74	116	116	200	76	124	1	1
54	67	4	0	27	98	41	139	150	101	49	3	3
55	56	3	0	46	105	42	147	150	106	44	1	1
56	83	4	1	85	142	105	253	300	145	155	3	3
57	140	7	3	85	235	143	378	400	237	163	2	2
58	102	10	0	88	200	110	310	350	203	147	3	3
59	83	5	0	49	137	64	201	250	140	110	3	3
60	124	10	0	85	219	112	331	350	226	124	2	5
61	133	9	1	66	208	88	296	300	222	78	14	14
62	122	15	0	74	211	92	303	350	224	136	3	3
63	95	8	0	69	172	51	223	250	175	75	3	3
64	130	6	0	94	230	65	295	300	232	68	2	2
65	72	6	0	78	156	54	210	250	159	91	1	3
66	108	7	1	115	231	92	323	350	233	117	2	2
66A	142	0	0	4	146	34	180	200	159	41	11	2
67	107	9	0	114	230	78	308	300	234	65	4	4
67A	75	0	2	8	85	16	101	150	90	60	5	5
68	66	11	0	38	115	40	155	200	116	84	1	1
69	67	22	0	69	158	59	217	250	160	90	2	2
70	69	11	2	65	147	76	223	250	148	102	1	1
71	90	14	1	46	151	61	212	250	157	93	6	6
72	82	14	2	99	197	91	288	300	202	98	5	5
73	100	11	1	54	166	84	250	250	175	75	8	8
74	93	21	0	86	200	55	255	300	205	95	5	5
75	49	9	0	23	81	31	112	150	83	67	2	2

RETURN from the Records of the GENERAL ELECTION to the Legislative Assembly, 1937—Continued.

Electoral District.	Numbers of Polling Places.	Names of Candidates and Number of Votes Polled for each.				Voters at each Polling Place.			Ballot Papers sent out and how disposed of in each Polling Place.						
		A. S. Duncan	C. Goddard	H. Rowbottom	W. A. Townshend	Total Number of Votes Polled.	Number of Votes remaining Unpolled.	Number of names on the Polling Lists.	Number of Ballot Papers sent out to each Polling Place.	Used Ballot Papers.	Unused Ballot Papers.	Rejected Ballot Papers.	Cancelled Ballot Papers.	Declined Ballot Papers.	Ballot Papers taken from Polling Places.
London—Con.	No. 76	60	4	0	59	123	52	175	200	124	76	1			
"	" 77	84	21	2	66	173	119	292	300	180	120	7			
"	" 78	78	14	1	54	147	66	213	250	156	94			9	
"	" 79	77	27	3	42	149	49	198	200	151	49	2			
"	" 80	69	5	0	52	126	57	183	200	127	73	1			
"	" 81	41	15	1	41	134	50	184	200	140	60	5	1		
"	" 82	145	18	2	63	228	137	365	400	237	163	9			
"	" 83	100	21	0	47	168	78	246	250	168	82				
"	" 84	114	16	0	67	197	89	286	300	200	100	3			
"	" 85	151	21	2	69	243	75	318	350	246	104	3			
"	" 86	149	22	3	43	217	86	303	350	221	129	4			
"	" 87	95	20	1	77	193	90	291	300	197	103	1		3	
"	" 88	78	10	0	61	149	61	216	250	152	98	3			
"	" 89	87	7	0	52	146	62	208	250	148	102	2			
"	" 90	126	27	0	52	205	76	281	300	207	93	2			
"	" 91	70	11	0	26	107	39	146	150	111	39	4			
"	" 92	83	17	0	51	159	61	212	250	155	95	4			
"	" 93	63	29	2	20	114	84	198	250	114	86				
"	" 100	82	12	0	64	158	51	209	250	163	87	5			
"	" 101	103	16	0	62	181	75	256	300	193	107	8	2		2
"	" 102	86	7	0	64	157	57	214	250	166	84	9			
"	" 103	73	24	1	51	149	92	241	250	151	99	2			
"	" 104	88	15	0	24	127	57	184	200	136	64	9			
"	" 105	47	16	2	25	90	10	100	100	93	7	3			
"	" 106		11	1	33	117	29	146	150	118	32	1			

108	126	19	0	76	221	92	313	350	226	124	4	1
109	110	23	1	49	183	60	243	250	243	58	8	1
110	71	10	2	61	144	52	196	200	151	49	7	1
111	89	24	1	55	169	79	248	250	172	78	1	2
112	105	27	4	58	194	84	278	300	198	102	4	4
113	97	27	1	71	196	81	277	300	196	104	2	2
114	82	19	1	48	150	66	216	250	152	98	2	2
115	65	27	1	46	139	62	201	250	140	110	1	1
116	91	20	2	77	190	75	265	300	192	108	2	2
117	88	21	1	71	181	51	232	250	186	64	3	3
118	94	17	0	43	154	52	206	250	159	91	3	2
119	69	19	2	20	110	29	139	150	115	35	5	5
121	123	27	3	67	220	79	299	300	224	76	4	4
121 A	75	0	0	33	108	77	185	200	111	89	2	1
122	115	15	2	78	210	47	257	300	213	87	3	3
123	100	33	0	41	174	48	222	250	183	67	6	1
124	87	39	1	40	167	91	258	300	171	129	4	4
125	124	44	2	76	246	84	330	350	255	95	8	1
126	76	26	1	49	152	45	197	200	157	43	5	5
127	122	28	1	66	217	75	292	300	219	81	2	2
128	76	22	1	58	157	72	229	250	158	92	1	1
144	86	3	1	34	122	61	183	200	125	75	1	1
145	107	5	1	72	185	65	250	250	189	61	4	4
146	127	7	1	59	194	115	309	350	194	156	1	1
147	126	6	0	65	197	70	267	300	197	103	1	1
148	104	13	0	60	177	110	287	300	177	123	1	1
149	100	19	1	65	185	65	250	250	190	60	5	5
150	95	17	0	63	175	52	227	250	175	75	2	2
151	83	16	2	74	175	63	238	250	177	73	2	2
152	123	24	0	60	207	69	276	300	213	87	5	1
153	72	5	3	78	158	65	223	250	163	87	1	1
154	76	4	0	81	161	97	258	300	164	136	3	3
155	82	11	0	81	174	83	257	300	180	120	6	6
156	63	16	0	49	128	73	201	250	130	120	2	2
157	120	18	0	73	211	81	292	300	214	86	3	3
158	77	14	0	43	134	50	184	200	136	64	2	2
159	112	16	0	69	197	54	251	300	199	101	4	2
160	50	9	2	55	116	65	181	200	120	101	1	2
161	124	10	0	103	237	103	340	350	242	108	5	5
162	86	1	0	63	150	73	223	250	155	95	5	5
163	102	5	1	60	168	94	262	300	170	130	2	2
164	195	10	0	39	144	61	205	250	148	102	4	4
165	98	3	0	39	140	74	214	250	140	110	1	1
166	70	6	1	73	150	70	220	250	153	97	3	3
167	67	8	1	51	127	47	174	200	128	72	1	1

RETURN from the Records of the GENERAL ELECTION to the Legislative Assembly, 1937—Continued.

Electoral District.	Numbers of Polling Places.	Names of Candidates and Number of Votes Polled for each.					Voters at each Polling Place.			Ballot Papers sent out and how disposed of in each Polling Place.					
		A. S. Duncan	C. Goddard	H. Rowbottom	W. A. Townsend	Total Number of Votes Polled.	Number of Votes remaining Unpolled.	Number of names on the Polling Lists.	Number of Ballot Papers sent out to each Polling Place.	Used Ballot Papers.	Unused Ballot Papers.	Rejected Ballot Papers.	Cancelled Ballot Papers.	Declined Ballot Papers.	Ballot Papers taken from Polling Places.
London—Con.	No. 168	95	7	1	78	181	55	236	250	183	67	2			
	" 169	71	7	0	68	146	46	192	200	149	51	3			
	" 170	81	14	0	41	136	73	209	250	137	113	1			
	" 171	79	21	0	38	138	59	197	200	142	58	4			
	" 172	71	12	0	42	125	53	178	200	126	74	1			
	" 173	75	32	0	45	152	68	220	250	157	93	5			
	" 174	118	8	0	49	175	89	264	300	181	119	5	1		
	" 175	86	7	2	70	165	56	221	250	166	84	1			
	" 176	63	16	0	60	139	47	186	200	142	58	3			
	" 177	99	10	0	100	209	117	326	350	213	137	4			
	" 178	108	9	2	88	207	99	306	350	209	141	2			
	" 179	81	13	0	69	163	44	207	250	167	83	4			
	" 180	72	11	0	59	142	56	198	200	145	55	3			
	" 181	66	21	0	69	156	48	204	250	159	91	3			
	" 182	82	7	2	55	146	80	226	250	147	103	1			
	" 183	86	5	0	56	147	65	212	250	148	102	1			
	" 184	131	8	1	77	217	65	282	300	220	80	3			
	" 185	70	5	1	102	178	64	242	250	182	68	4			
	" 186	100	10	0	98	208	37	245	250	210	40	2			
	" 187	119	7	0	61	187	82	269	300	188	112	1			
	" 188	110	7	0	89	206	70	276	300	207	93	1	1		
	" 189	46	8	0	81	135	47	182	200	135	65	2			
	" 190	71	5	0	99	175	69	244	250	177	73	2			
	" 191	81	3	0	56	140	42	182	200	141	59	1			
	" 192	72	6	1	66	145	49	194	200	147	53	2			

.....	193	66	0	82	154	50	204	250	157	93	3
.....	194	116	2	61	188	48	236	250	191	59	3
.....	195	81	0	62	148	47	195	200	148	52
.....	196	73	1	73	155	40	195	200	155	45
.....	197	91	0	70	169	70	239	250	172	72	1
.....	198	73	1	71	154	46	210	250	160	90	4
.....	219	219	2	118	360	360	500	360	110
Totals.....	16,141	2,124	129	10,857	29,254	11,948	41,292	45,600	29,821	15,773	175
Majority for Duncan.....	5,287	62
.....	36

Total number of printed ballots not distributed to D.R.O.'s: 16,900. Total number of ballot papers printed: 62,500.

Middlesex, North.	Biddulph.....	No.	Freeborn		Laughton		170	27	197	225	170	55
			84	86	56	52						
.....	1	71	56	127	179	128	97	225	128	97
.....	2	45	52	97	102	97	53	150	97	53	1
.....	3	124	34	158	196	160	65	225	160	65
.....	4	149	161	310	366	147	78	225	147	78
.....	5
.....	5A
.....	Lucan.....	1	90	99	189	238	190	36	200	164	36
.....	2	87	107	194	45	239	300	190	110
.....	East Williams.....	1	111	45	156	204	195	55	250	195	55
.....	2	112	43	155	74	229	300	155	145
.....	3	148	55	203	13	216	300	204	96
.....	Park Hill.....	1	109	76	185	187	187	38	225	187	38	1
.....	2	62	96	158	127	706	200	160	40
.....	3	111	125	236	325	238	87
.....	West Williams.....	1	37	24	61	29	90	125	61	64
.....	2	76	38	114	47	161	175	114	61
.....	3	109	63	172	39	211	200	172	28
.....	4	133	69	202	43	245	250	202	48
.....	McGillivray.....	1	69	57	126	74	200	200	126	74
.....	2	80	53	133	53	186	225	133	92
.....	3	70	96	166	46	212	250	167	83
.....	4	82	33	115	39	154	175	116	59
.....	5	115	55	170	54	224	250	172	78
.....	6	88	51	139	48	187	200	139	61
.....	7	70	101	171	49	220	225	172	53
.....	Ailsa Craig.....	8	156	101	257	98	355	350	257	93
.....	London Tp.....	1	82	76	652	390	1,042	300	159	141
.....	1A	350	181	166
.....	1B	350	174	176
.....	1C	326	168	350	199	151

BURT KENNEDY,
Returning Officer.

RETURN from the Records of the GENERAL ELECTION to the Legislative Assembly, 1937 (Continued).

Electoral District.	Numbers of Polling Places.	Names of Candidates and Number of Votes Polled for each.		Voters at each Polling Place.			Ballot Papers sent out and how disposed of in each Polling Place.						
		Freeborn	Laughton	Total Number of Votes Polled.	Number of Votes remaining Unpolled.	Number of names on the Polling Lists.	Number of Ballot Papers sent out to each Polling Place.	Used Ballot Papers.	Unused Ballot Papers.	Rejected Ballot Papers.	Cancelled Ballot Papers.	Declined Ballot Papers.	Ballot Papers taken from Polling Places.
Middlesex, North	London Tp.	105	102	207	69	276	325	210	115	2	1		
Con.	"	75	41	116	56	172	250	116	131				
	"	241	93	334	150	484	225	152	73				
	"	94	66	160	56	216	250	182	68				
	"	66	75	141	78	219	225	161	64	1			
	"	43	49	92	32	124	275	141	131				
	"	86	55	141	50	191	220	142	78	1			
	"	47	70	117	93	210	250	117	133				
	"	72	77	149	68	217	225	149	76				
	"	69	56	125	67	192	200	126	74	1			
	"	51	61	112	48	160	175	112	63				
	"	125	102	227	66	293	280	231	49	4			
	"	125	80	205	46	251	300	206	94	1			
	"	46	74	120	72	192	200	120	80				
	"	103	57	160	31	191	225	160	65				
	"	119	75	410	81	491	260	194	66				
	"	137	79	216	81	217	260	217	43	1			
	"	113	81	194	65	259	275	196	79	2			
	"	126	77	203	129	332	200	104	96	1			
	"	87	35	122	129	332	200	104	96	4			
	"	83	19	224	131	355	220	103	117	2			
	"	86	49	268	126	394	225	136	89	1			
	"	77	56	152	68	220	250	152	98	1	3		
Nisourri.	"	70	82	152	68	220	250	152	98				

"	"	107	24	231	86	317	200	118	82	2	1	1								
"	"	98	58	156	43	199	225	118	107	1	1	1								
"	"	63	38	101	32	133	250	158	92	1	1	1								
"	"	52	23	75	28	103	200	101	99	2	2	2								
"	"	91	39	130	58	188	175	77	73	1	1	1								
"	"	68	22	90	73	163	200	90	110	1	1	1								
"	"	85	20	105	66	171	200	105	95	1	1	1								
"	"	40	9	49	49	49	150	49	101	1	1	1								
"	"	116	56	172	85	257	300	173	127	1	1	1								
"	"	75	47	122	34	156	200	123	77	1	1	1								
"	"	69	47	116	40	156	200	116	84	1	1	1								
"	"	116	57	173	68	241	300	175	125	2	2	2								
"	"	127	65	192	62	254	300	193	107	1	1	1								
"	"	93	75	168	81	219	300	171	129	3	3	3								
"	"	90	31	121	29	150	200	121	79	1	1	1								
"	"	63	44	107	23	130	200	108	92	1	1	1								
"	"	79	60	139	50	189	250	140	110	1	1	1								
"	"	77	78	155	12	167	320	158	162	2	2	2								
"	"	82	70	152	46	198	250	155	95	2	2	2								
"	"	91	70	161	77	238	250	163	87	1	1	1								
"	"	75	56	131	51	182	250	132	118	1	1	1								
"	"	126	56	182	77	259	300	182	118	1	1	1								
"	"	96	61	157	70	227	250	163	87	5	5	5								
"	"	101	44	145	38	183	220	145	75	1	1	1								
"	"	89	53	142	64	206	250	142	108	2	2	2								
"	"	100	59	159	57	216	250	161	89	2	2	2								
"	"	117	51	168	64	232	270	169	101	1	1	1								
"	"	104	68	172	59	231	250	176	74	4	4	4								
"	"	101	54	155	64	219	250	156	94	1	1	1								
"	"	121	70	191	67	258	300	196	104	5	5	5								
"	"	92	54	146	74	220	350	147	203	1	1	1								
"	"	99	80	179	84	263	300	180	120	1	1	1								
"	"	95	63	158	61	219	300	158	142	1	1	1								
"	"	101	25	126	33	159	200	126	74	1	1	1								
"	"	61	49	110	58	168	200	111	89	1	1	1								
"	"	72	51	123	59	182	200	124	76	1	1	1								
"	"	49	48	97	16	113	200	100	100	2	2	2								
"	"	153	69	222	74	296	350	225	125	3	3	3								
Totals.....										5,675	14,151	5,284	19,435	23,040	14,307	8,763	88	222	5	
Majority for Freeborn.....										8,476										
Majority for Freeborn.....										2,801										

Total number of printed ballots not distributed to D.R.O's: 1,500. Total number of ballot papers printed: 24,540.

RETURN from the Records of the GENERAL ELECTION to the Legislative Assembly, 1937—Continued.

Electoral District.	Numbers of Polling Places.	Names of Candidates and Number of Votes Polled for each.		Voters at each Polling Place.			Ballot Papers sent out and how disposed of in each Polling Place.						
		Macfie	McRae	Total Number of Votes Polled.	Number of Votes remaining Unpoll'd.	Number of names on the Polling Lists.	Number of Ballot Papers sent out to each Polling Place.	Used Ballot Papers.	Unused Ballot Papers.	Rejected Ballot Papers.	Cancelled Ballot Papers.	Declined Ballot Papers.	Ballot Papers taken from Polling Places.
Middlesex, South. ANGUS MCGEACHY, Returning Officer.	Adelaide.	No. 1	96	22	118	51	169	175	118	57
	"	" 2	35	30	58	30	30	100	88	42
	"	" 3	80	52	133	59	192	200	133	67	1
	"	" 4	81	12	93	58	151	175	93	82
	"	" 5	42	9	51	30	81	100	51	49
	"	" 6	42	23	65	25	90	100	65	35
	"	" 7	49	13	62	28	90	100	62	38
	"	" 8	58	30	88	44	132	150	88	62
	Caradoc.	" 1	134	82	217	104	321	325	217	108	1
	"	" 2	132	56	189	69	258	275	189	86	1
	"	" 3	122	53	176	94	270	300	176	124	1
	"	" 3 A	108	48	156	131	287	300	156	144
	"	" 4	161	21	182	99	281	300	182	118
	"	" 5	110	25	135	62	197	200	135	65
	"	" 6	127	19	147	107	254	275	147	128	1
	"	" 7	94	30	124	105	229	250	124	126
	Delaware.	" 1	130	45	175	76	251	275	175	100
	"	" 2	129	101	232	80	312	325	232	93	2
	"	" 3	70	53	124	41	165	175	124	51	1
	"	" 4	55	15	70	60	130	150	70	80
North Dorchester.	" 1	52	38	90	57	147	150	90	60	
"	" 2	58	40	99	34	133	150	99	51	1	
"	" 3	95	46	141	44	185	200	141	59	
"	" 3 A	61	79	141	50	191	200	141	59	1	
"	" 4	58	67	125	94	219	225	125	100	
"	" 5	98	65	166	106	272	300	166	134	3	
"	" 6	124	22	147	76	223	250	147	103	1	

Ekfrid.....	7	86	63	149	85	234	250	149	101
".....	8	80	50	153	76	229	300	153	97
".....	9	112	25	163	87	250	150	163	137
".....	1	65	32	90	38	128	150	90	60
".....	2	79	32	112	24	136	150	112	38
".....	3	77	32	110	33	143	150	110	40
".....	4	95	30	126	31	157	175	126	49
".....	5	91	17	111	44	155	175	111	64
".....	6	173	61	235	69	304	325	235	90
".....	7	71	17	89	38	127	150	89	61
".....	8	65	21	87	46	133	150	87	63
Glencoe.....	1	105	77	185	69	254	275	185	90
".....	2	119	95	216	69	285	300	216	84
Lobo.....	1	107	36	163	93	256	275	163	112
".....	2	72	38	110	59	169	200	110	90
".....	3	74	57	131	38	169	200	131	69
".....	4	180	45	225	61	286	300	225	75
".....	5	169	29	198	88	286	300	198	102
".....	6	121	59	180	45	225	250	180	70
Metcalfe.....	1	37	22	60	23	83	100	60	40
".....	2	30	32	62	29	91	100	62	38
".....	3	39	14	53	24	77	100	53	47
".....	4	53	17	70	33	103	125	70	55
".....	5	60	13	63	27	90	100	63	37
".....	6	36	23	59	38	97	100	59	41
".....	7	36	24	60	22	82	100	60	40
".....	8	26	19	49	19	64	75	45	30
Mosa.....	1	49	26	76	22	98	125	76	49
".....	2	52	42	97	21	118	125	97	28
".....	3	64	16	80	45	125	150	80	70
".....	4	104	40	148	44	192	200	148	52
".....	5	100	56	157	65	222	250	157	93
".....	6	58	18	76	23	99	125	76	49
".....	7	39	28	68	57	125	150	68	82
".....	8	56	9	65	29	94	100	65	35
Newbury.....	1	82	51	136	47	183	200	136	64
Indian Reserve.....	1	39	8	49	36	85	100	49	51
Strathroy.....	1	84	38	122	88	210	250	122	128
".....	1	62	48	110	104	214	250	110	140
".....	2	83	41	126	77	203	225	126	99
".....	3	75	55	131	99	230	250	131	119
".....	3	85	68	153	92	245	250	153	97
".....	4	129	125	261	135	396	400	261	139
".....	5	73	49	123	68	191	200	123	77
".....	5	77	37	114	78	192	200	114	86

RETURN from the Records of the GENERAL ELECTION to the Legislative Assembly, 1937--Continued.

Electoral District.	Numbers of Polling Places.	Names of Candidates and Number of Votes Polled for each.		Voters at each Polling Place.			Ballot Papers sent out and how disposed of in each Polling Place.							
		Macfie	McRae	Total Number of Votes Polled.	Number of Votes remaining Unpolled.	Number of names on the Polling Lists.	Number of Ballot Papers sent out to each Polling Place.	Used Ballot Papers.	Unused Ballot Papers.	Rejected Ballot Papers.	Cancelled Ballot Papers.	Declined Ballot Papers.	Ballot Papers taken from Polling Places.	
Middlesex, South														
—Cont.....														
	Strathroy—Con.....	No. 6	76	128	109	237	250	128	122					
	" " " " " " " "	" 6 A	52	118	119	237	250	118	132					
	Wardsville.....	" 1	58	113	46	159	175	113	62					
	Westminster.....	" 1	65	182	96	278	300	182	118					
	" " " " " " " "	" 2	131	240	98	338	350	240	110					
	" " " " " " " "	" 3	176	144	57	201	225	144	81					
	" " " " " " " "	" 4	99	180	94	274	300	180	120					
	" " " " " " " "	" 5	151	134	112	246	250	134	116					
	" " " " " " " "	" 6	106	183	40	223	250	183	67					
	" " " " " " " "	" 6 A	92	206	95	220	250	206	144					
	" " " " " " " "	" 7	75	206	123	329	350	206	144					
	" " " " " " " "	" 8	120	185	82	267	275	185	90					
	" " " " " " " "	" 9	116	194	129	323	350	194	156					
	" " " " " " " "	" 10	159	141	68	209	250	141	109					
	" " " " " " " "	" 10 A	95	45	26	132	150	106	44					
	" " " " " " " "	" 10 B	68	106	65	209	250	144	106					
	" " " " " " " "	" 11	101	144	67	226	250	159	91					
	" " " " " " " "	" 11 A	129	174	52	226	250	174	76					
	" " " " " " " "	" 12	134	36	146	306	325	160	165					
	" " " " " " " "	" 13	91	160	146	306	325	160	165					
	" " " " " " " "	" 13 A	111	198	122	320	350	198	152					
	" " " " " " " "	" 14	141	237	66	303	350	237	113					
	" " " " " " " "	" 14	141	199	89	288	300	199	101					
	Totals.....		8,370	12,451	6,253	18,704	20,450	12,551	7,899	79	10	10		
	Majority for Macfie.....		4,289											

Total number of printed ballots not distributed to D.R.O's: 1,550. Total number of ballot papers printed: 22,000.

Muskoka-Ontario	Bala, Town of	No.	Horner	Kelly	265	33	298	400	267	133	2
	Beaverton, Village of	1	119	146	199	33	232	300	201	99	2
	"	2	124	75	194	39	233	301	195	106	1
	"	3	115	79	199	35	234	300	201	99	2
	Bracebridge, Town of	4	137	62	163	48	211	300	163	137	2
	"	5	87	76	115	28	143	300	117	183	2
	"	6	80	35	195	38	233	300	198	102	3
	"	7	133	62	161	41	202	300	162	138	1
	"	8	88	73	161	41	202	300	235	65	1
	"	9	109	125	234	67	301	300	163	137	1
	"	10	92	71	163	84	247	300	163	137	1
	"	11	128	32	177	59	236	300	178	122	1
	"	12	78	32	110	25	135	300	112	188	1
	Brock Tp	13	67	66	133	29	162	250	133	117	1
	"	14	144	70	214	28	242	450	216	234	1
	"	15	138	57	195	31	226	350	198	152	2
	"	16	115	81	196	37	233	350	196	154	1
	"	17	91	131	222	20	242	350	223	127	1
	"	18	43	64	107	26	133	200	107	93	1
	"	19	90	73	163	25	188	200	163	37	1
	"	20	59	45	104	36	140	200	103	95	1
	"	21	27	61	88	24	112	200	89	111	1
	"	22	48	79	127	42	169	200	127	73	1
	Brunel Tp	23	47	100	147	30	177	200	152	48	4
	"	24	94	78	172	55	227	250	172	78	1
	Cannington, Village of	25	90	45	135	39	174	250	136	114	1
	"	26	88	50	138	29	167	250	138	112	1
	"	27	123	85	208	70	278	350	209	141	1
	Cardwell Tp	28	43	35	78	26	104	150	80	70	2
	"	29	11	10	21	8	29	150	21	129	1
	"	30	74	113	187	43	230	400	189	211	2
	Chaffey Tp	31	81	92	173	56	229	400	176	224	1
	"	32	62	35	97	13	110	200	98	102	1
	"	33	20	49	69	7	76	200	69	131	1
	Draper Tp	34	51	42	93	40	133	250	94	156	1
	"	35	57	42	99	34	133	250	99	151	1
	"	36	10	38	48	18	66	150	48	102	1
	"	37	16	40	56	19	75	150	56	94	1
	Franklin Tp	38	58	40	98	19	117	150	98	52	2
	"	39	80	53	133	18	151	150	135	15	1
	"	40	28	56	84	1	85	100	85	15	1
	Freeman Tp	41	74	48	190	68	190	251	124	127	1
	"	42	65	56	122	89	210	250	122	128	1
	"	43	3	11	14	5	19	100	14	86	1

ALFRED J. DASS,
Returning Officer.

RETURN from the Records of the GENERAL ELECTION to the Legislative Assembly, 1937—Continued.

Electoral District.	Numbers of Polling Places.	Names of Candidates and Number of Votes Polled for each.		Voters at each Polling Place.			Ballot Papers sent out and how disposed of in each Polling Place.						
		Horner	Kelly	Total Number of Votes Polled.	Number of Votes remaining Unpolled.	Number of names on the Polling Lists.	Number of Ballot Papers sent out to each Polling Place.	Used Ballot Papers.	Unused Ballot Papers.	Rejected Ballot Papers.	Cancelled Ballot Papers.	Declined Ballot Papers.	Ballot Papers taken from Polling Places.
Muskoka-Ontario													
— Con.													
	Gravenhurst, Town of	No. 44		300	96	396	399	301	98	1			
	"	" 45		224	96	320	400	226	174	2			
	"	" 46		129	90	307	400	180	180	1			
	"	" 47		186	77	253	400	187	213		1		
	"	" 48		87	27	114	201	87	114				
	"	" 49		182	106	288	300	185	115	2	1		
	Huntsville, Town of	" 50		228	143	332	350	230	120	2			
	"	" 51		201	129	238	250	204	46	3			
	"	" 52		171	95	223	250	173	77	2			
	"	" 53		180	93	263	300	184	116	4			
	"	" 54		181	94	257	300	185	115	4			
	"	" 55		159	94	234	250	163	87	4			
	"	" 56		125	68	206	250	129	121	2	2		
	"	" 57		87	41	107	200	90	110	3			
	Macaulay Tp	" 58		90	66	100	150	92	58		2		
	"	" 59		112	44	143	200	114	86	2			
	"	" 60		157	97	215	250	157	93				
	Mara Tp	" 61		227	170	304	350	228	122	1			
	"	" 62		150	113	186	250	151	99	1			
	"	" 63		87	60	119	150	88	62		1		
	"	" 64		109	52	148	201	111	90	2			
	"	" 65		160	121	218	250	161	89	1			
	"	" 66		177	107	221	250	177	73				
	"	" 67		87	42	101	150	87	63				
	"	" 68		65	35	74	100	65	35				
	McLean Tp	" 69		245	95	295	400	247	153	2			

"	43	11	54	8	62	100	54	46
"	29	31	60	21	81	100	60	40
"	7	29	36	5	41	100	36	64
"	13	23	36	16	52	100	38	62
Windsmere, Village of	50	36	86	11	97	150	86	64
Baxter	38	118	156	52	208	250	157	93
"	24	80	104	81	185	250	110	140
"	16	9	25	38	63	100	26	74
Gibson	16	85	101	8	109	150	101	49
Sinclair	14	3	17	3	20	50	17	33
Rama Indian Reserve	35	31	66	66	100	66	34
Advance Poll, Freeman Tp.	8,939	9,720	18,659	5,547	24,206	34,056	18,827	15,229
Totals	8,939	9,720	18,659	5,547	24,206	34,056	18,827	15,229
Majority for Kelly		781						35
								10
								1

Total number of printed ballots not distributed to D.R.O's: 5,444. Total number of ballot papers printed: 39,500.

	Cor-field	Daly	Houck	Will-son					
Niagara Falls	3	3	52	18	78	300	78	222	2
"	18	3	71	21	113	150	118	32	5
"	25	6	61	29	121	150	126	24	5
"	14	10	125	57	206	300	208	92	2
"	4	5	98	25	132	200	133	67	1
"	6	5	106	61	178	300	183	117	5
"	11	1	94	34	140	200	142	58	2
"	8	3	78	69	158	250	159	91	1
"	5	2	83	40	130	200	132	68	1
"	7	4	104	55	177	250	180	70	3
"	6	6	119	68	199	300	206	94	6
"	8	9	98	41	156	250	163	87	7
"	9	2	89	35	128	200	128	72
"	9	4	81	38	129	200	130	70	1
"	3	1	90	32	126	200	126	71
"	10	8	99	49	160	200	160	90
"	10	4	90	42	132	150	92	58	1
"	4	3	53	30	90	150	119	31	1
"	5	9	76	28	118	150	120	80
"	4	12	82	22	120	200	120	80
"	1	11	73	13	98	150	99	51	1
"	2	3	120	46	171	300	177	123	6
"	13	11	85	45	158	250	162	88	4
"	14	4	60	19	88	150	95	55	7
"	15	4							

R. E. ANDREWS,
Returning Officer.

RETURN from the Records of the GENERAL ELECTION to the Legislative Assembly, 1937 *Continued.*

Electoral District.	Numbers of Polling Places.	Names of Candidates and Number of Votes Polled for each.			Voters at each Polling Place.			Ballot Papers sent out and how disposed of in each Polling Place.							
		Cor-field	Daly	Houck	Will-son	Total Number of Votes Polled.	Number of Votes remaining Unpolled.	Number of names on the Polling Lists.	Number of Ballot Papers sent out to each Polling Place.	Used Ballot Papers.	Unused Ballot Papers.	Rejected Ballot Papers.	Cancelled Ballot Papers.	Declined Ballot Papers.	Ballot Papers taken from Polling Places.
Niagara Falls	City of Niagara Falls—Con. No. 15 A	7	6	96	35	144	33	177	200	147	53	3			
"	" " " " " 16	5	9	70	31	115	30	145	150	115	35				
"	" " " " " 16 A	6	8	61	27	102	54	156	200	105	95	3			
"	" " " " " 17	6	6	67	15	94	42	136	150	96	54	1	1		
"	" " " " " 17 A	2	4	64	38	108	40	148	150	111	39	3			
"	" " " " " 18	3	11	65	21	100	49	149	150	104	46	2	1		
"	" " " " " 18 A	4	7	74	33	118	37	155	200	119	81	1			
"	" " " " " 19	1	12	105	31	149	46	195	200	149	51				
"	" " " " " 20	0	6	60	30	96	39	135	150	97	53	1			
"	" " " " " 20 A	4	7	60	41	112	36	148	150	112	38				
"	" " " " " 21	4	16	73	21	114	31	145	150	114	36				
"	" " " " " 21 A	3	9	94	41	147	32	179	200	148	52	1			
"	" " " " " 22	4	9	84	19	116	48	164	200	120	80	4			
"	" " " " " 22 A	1	5	85	25	116	40	156	200	117	83	1			
"	" " " " " 23	6	10	83	36	135	65	200	250	139	111	3	1		
"	" " " " " 23 A	0	7	98	51	156	69	225	250	157	93	1			
"	" " " " " 24	3	5	46	13	67	41	109	150	69	81	1	1		
"	" " " " " 24 A	4	6	39	17	66	37	103	150	69	81	2	1		
"	" " " " " 25	3	3	90	39	135	37	172	200	137	63	2			
"	" " " " " 26	11	11	103	25	140	82	202	250	140	110				
"	" " " " " 26 A	2	4	120	34	160	66	226	250	161	89	1			
"	" " " " " 27	1	2	78	35	118	32	150	150	117	33	1			
"	" " " " " 27 A	3	4	67	40	114	44	158	200	118	82	3	1		
"	" " " " " 28	1	1	101	66	173	42	215	250	176	74	2	1		
"	" " " " " 29	8	7	65	34	114	65	179	200	114	86				
"	" " " " " 29 A	3	8	70	27	108	39	147	150	109	41	1			

"	"	30	46	149	56	205	250	152	98	2	1	1
"	"	30 A	30	170	80	250	300	171	129	1	1	6
"	"	31	69	124	44	168	200	131	69
"	"	31 A	64	148	68	216	250	151	99
"	"	32	57	166	66	232	250	180	70	14
"	"	33	54	211	79	290	300	215	85	4
"	"	33 A	55	183	87	270	300	185	115	2
"	"	34	38	107	37	144	150	109	41	2
"	"	34 A	21	112	41	153	200	112	88
"	"	35	27	101	22	123	150	103	47	2
"	"	36	91	153	57	210	250	155	95	2
"	"	36 A	45	168	59	227	250	172	78	3	1
"	"	37	45	168	59	227	250	172	78	3	1
"	"	37 A	68	105	65	170	200	109	91	3	1
"	"	38	29	154	58	212	250	158	92	4
"	"	38 A	36	129	44	173	200	132	68	2
"	"	39	45	144	52	196	200	152	48	8
"	"	39 A	75	144	112	241	250	133	117	4
"	"	39 B	86	182	96	278	300	185	115	3
"	"	40	45	161	110	271	300	165	135	4
"	"	40 A	40	136	62	198	200	140	60	4
"	"	41	41	110	88	198	250	115	135	5
"	"	42	16	59	32	91	100	60	40	1
"	"	42 A	15	176	95	271	300	179	121	3
"	"	42 B	18	147	105	252	300	151	149	4
"	"	43	20	172	121	293	300	179	121	6
"	"	43 A	97	179	88	257	300	174	126	5
"	"	43 B	34	175	98	273	300	178	122	1
"	"	43 C	34	154	101	253	300	157	143	2
"	"	43 D	28	126	83	209	250	133	117	3
"	"	44	30	174	74	216	250	177	117	7
"	"	44 A	15	116	41	116	150	77	73	2
"	"	44 B	35	175	113	288	300	178	122	3
"	"	44 C	72	121	101	222	250	125	125	4
"	"	44 D	97	169	106	275	300	170	130
"	"	45	31	155	140	295	300	160	140	3
"	"	45 A	36	122	113	235	250	126	124	4
"	"	45 B	61	119	61	180	200	120	80	1
"	"	46	108	179	107	286	300	182	118	3
"	"	47	32	147	63	210	250	148	102	1
"	"	48	24	87	72	159	200	89	111	2
"	"	49	48	202	50	252	300	204	96	2
"	"	50	38	154	42	196	200	156	44	2
"	"	51	37	191	41	232	250	191	56	3
"	"	52	46	146	37	183	200	151	49	5
"	"	53	49	191	41	232	250	191	56	3
"	"	54	134	191	81	272	300	194	106	1
"	"	55	138	201	91	292	300	202	98	1

Stamford Tp.

Village of Chippewa

Willoughby Tp.

RETURN from the Records of the GENERAL ELECTION to the Legislative Assembly, 1937—Continued.

Electoral District.	Numbers of Polling Places.	Names of Candidates and Number of Votes Polled for each.				Voters at each Polling Place.			Ballot Papers sent out and how disposed of in each Polling Place.						
		Cor-field	Daly	Houck	Will-son	Total Number of Votes Polled.	Number of Votes remaining Unpolled.	Number of names on the Polling Lists.	Number of Ballot Papers sent out to each Polling Place.	Used Ballot Papers.	Unused Ballot Papers.	Rejected Ballot Papers.	Cancelled Ballot Papers.	Declined Ballot Papers.	Ballot Papers taken from Polling Places.
Niagara Falls															
—Con.															
Bertie Tp.	No. 52	4	2	95	56	157	138	295	300	160	140	3			
"	" 53	4	1	51	55	111	132	243	250	116	134	5			
"	" 54	0	0	38	42	80	107	187	200	81	119	1			
"	" 55	0	3	77	78	158	64	222	250	160	90		2		
"	" 56	0	0	81	40	121	37	158	200	125	75		4		
"	" 57	3	0	62	89	154	81	235	250	156	94		2		
"	" 58	0	0	46	50	96	55	151	200	100	100	4			
"	" 59	1	0	65	67	133	72	205	250	134	116		1		
"	" 60	0	2	72	77	151	68	219	250	152	98	1			
"	" 61	0	0	31	34	67	60	127	150	71	79		4		
"	" 62	0	2	64	60	126	111	237	250	135	115		9		
"	" 62 A	0	2	41	25	71	56	127	150	79	71		3		
Village of Crystal Beach	" 63	1	1	33	67	102	19	121	150	104	46	1			
"	" 64	0	0	36	78	114	5	119	150	115	35	1			
Town of Fort Erie.															
"	Advance Poll	0	4	20	2	26		26	300	26	274				
"	"	0	3	110	80	193	91	284	300	195	105	1	1		
"	"	0	9	106	89	204	143	347	400	211	189	6	1		
"	" 66 A	0	5	74	59	138	92	230	250	145	105	6	1		
"	" 67	1	14	39	68	122	92	214	250	125	125		3		
"	" 67 A	0	5	53	84	142	111	253	300	147	153	4	1		
"	" 68	2	8	74	40	124	73	197	250	125	125	1			
"	" 68 A	0	15	48	26	89	63	152	200	95	105	6			
"	" 69	2	8	100	35	145	101	246	250	148	102	2	1		
"	" 69 A	1	0	41	38	80	56	136	150	85	65	5			
"	" 70	0	7	95	51	153	97	250	300	154	146	1			

"	" 90	51	2	29	67	149	49	198	250	152	98	3
"	" 91	7	0	18	3	28	10	38	100	29	71	1
"	" 92	12	0	5	0	17	0	17	50	17	33	1
"	" 93	12	3	14	3	32	9	41	100	34	66	1
"	" 94	21	0	15	7	43	9	52	100	43	57	1
"	" 95	11	0	5	1	17	8	25	100	17	83	1
"	" 96	27	0	5	2	34	8	42	100	34	66	1
Totals		8,669	209	6,529	2,121	17,528	6,676	24,189	40,298	17,804	20,605	152
Majority for Cholette		2,140										17

Total number of printed ballots not distributed to D.R.O's: 0,000. Total number of ballot papers printed: 00,000.

		Carr		Willmott									
Northumberland	Campbellford	103	82	185	40	225	300	185	300	115	1	1	1
"	"	88	65	153	33	186	300	154	300	146	1	1	1
"	"	84	58	142	36	178	300	143	300	157	1	1	1
"	"	87	78	165	41	206	250	165	250	85	1	1	1
"	"	101	82	183	39	222	300	183	300	117	1	1	1
"	"	81	96	177	29	206	300	179	300	121	1	1	1
"	"	82	107	189	26	215	300	190	300	110	1	1	1
"	"	62	66	128	29	157	200	130	200	70	2	2	2
"	"	118	95	213	37	250	300	213	300	87	1	1	1
"	"	60	110	170	20	190	250	170	250	80	1	1	1
Cobourg	"	135	132	267	70	337	400	271	400	129	1	1	1
"	"	126	127	253	57	310	400	254	400	146	1	1	1
"	"	139	131	270	61	331	400	272	400	128	2	2	2
"	"	107	144	251	85	336	450	252	450	198	1	1	1
"	"	73	69	142	51	193	250	146	250	104	4	4	4
"	"	81	71	152	25	177	250	154	250	96	2	2	2
"	"	110	130	240	63	303	400	240	400	160	1	1	1
"	"	126	116	242	78	320	400	243	400	157	1	1	1
"	"	98	75	173	52	225	300	174	300	126	1	1	1
"	"	101	89	190	50	240	300	192	300	108	1	1	1
"	"	68	94	162	42	204	250	162	250	88	1	1	1
"	"	62	94	156	70	226	300	163	300	137	5	5	5
"	"	90	112	202	55	257	350	206	350	144	3	3	3
"	"	65	108	173	67	240	300	175	300	125	2	2	2
Advance Poll	"	24	14	38	3	38	99	39	99	60	1	1	1
Alnwick Tp.	"	87	79	166	31	197	250	169	250	81	2	2	2
"	"	43	45	88	15	103	150	93	150	57	5	5	5
"	"	42	49	91	6	97	150	91	150	59	1	1	1
"	"	42	42	84	1	85	150	84	150	66	1	1	1
Brighton Tp.	"	117	75	192	31	223	300	193	300	107	1	1	1
"	"	62	78	140	29	169	250	140	250	110	1	1	1

THOMAS FIELD HALL,
Returning Officer.

"	39	42	81	10	91	150	81	69
"	116	131	247	18	265	350	248	102
"	66	38	104	28	132	200	105	95	1
"	90	80	170	19	189	250	172	78	1
"	87	104	191	24	215	300	191	109
"	93	93	186	45	231	300	187	113
Murray Tp.	77	97	174	40	214	250	177	73	2
"	70	54	124	31	158	250	126	124	2
"	99	120	219	81	300	350	220	130
"	101	93	194	46	240	350	195	155
"	69	109	178	40	218	250	180	70	2
"	89	110	199	72	271	350	202	148	3
"	107	86	193	2	195	300	195	105	1
"	64	70	134	85	219	250	135	115
Percy Tp.	91	59	150	24	174	250	151	99
"	89	55	144	24	164	250	145	105
"	119	120	239	43	282	350	241	109	2
"	88	96	184	37	221	300	186	114	1
"	83	138	221	23	244	300	221	79
"	91	104	131	15	146	250	131	119
"	107	104	211	40	251	300	213	87
"	59	48	107	12	119	150	109	41	2
Seymour Tp.	127	104	231	55	286	350	232	118
"	72	97	169	27	196	250	169	81
"	104	115	219	75	294	350	221	129	2
"	134	90	234	32	266	350	234	116
"	106	96	202	30	232	300	203	97
"	39	79	118	26	144	200	118	82
"	50	52	102	14	116	150	102	48
"	51	76	127	41	168	250	127	123
South Monaghan Tp.	122	81	203	56	259	350	204	146
"	86	64	150	75	225	300	150	150
Village of Brighton	78	108	186	34	220	250	187	63
"	79	117	196	23	219	300	196	104
"	122	141	263	33	296	350	264	86
"	144	109	253	20	273	350	254	96
Village of Colborne	114	92	206	47	253	300	208	92	1
"	94	123	217	34	251	300	219	81	2
"	80	76	156	20	176	250	156	94
Village of Hastings	93	62	155	33	188	250	157	93	1
"	73	76	149	16	165	250	149	101
"	62	65	127	23	150	200	127	73
Totals	8,873	8,248	17,121	3,733	20,854	27,550	17,241	10,309	90
Majority for Carr	625							26	4

Total number of printed ballots not distributed to D.R.O's: 2,450. Total number of ballot papers printed: 30,000.

RETURN from the Records of the GENERAL ELECTION to the Legislative Assembly, 1937—Continued.

Electoral District.	Numbers of Polling Places.	Names of Candidates and Number of Votes Polled for each.				Voters at each Polling Place.			Ballot Papers sent out and how disposed of in each Polling Place.						
		Bird	Conant	Dafoe	Forest	Total Number of Votes Polled.	Number of Votes remaining Unpolled.	Number of names on the Polling Lists.	Number of Ballot Papers sent out to each Polling Place.	Used Ballot Papers.	Unused Ballot Papers.	Rejected Ballot Papers.	Cancelled Ballot Papers.	Declined Ballot Papers.	Ballot Papers taken from Polling Places.
Ontario.....	City of Oshawa.....	A to L No. 1	50	68	30	0	148	24	172	200	148	52
	"	" " 2	35	33	30	1	99	27	126	150	100	50
	"	" " 3	59	88	58	0	205	40	245	275	210	65
	"	" " 4	93	103	43	1	240	51	291	325	244	81
	"	" " 4	82	54	26	0	162	26	188	200	163	37
	"	" " 4	39	36	43	0	118	12	130	150	118	32
	"	" " 5	42	92	40	0	174	47	221	225	181	44
	"	" " 5	44	62	36	0	142	31	173	200	145	55
	"	" " 6	66	74	44	1	185	37	222	250	185	65
	"	" " 7	52	121	62	0	235	46	281	300	236	64
	"	" " 8	71	107	92	0	270	45	315	350	270	80
	"	" " 9	68	91	63	1	223	63	286	300	224	76
	"	" " 10	46	34	42	0	122	37	159	175	122	53
	"	" " 10	37	29	58	2	126	26	152	175	127	48
	"	" " 11	38	40	73	1	152	37	189	225	153	72
	"	" " 12	64	44	91	0	199	63	262	275	201	74
	"	" " 12	64	44	51	1	130	47	177	250	130	120
	"	" " 13	40	48	55	0	143	62	205	225	146	79
	"	" " 14	54	88	73	1	216	62	278	300	220	80
	"	" " 15	80	101	58	0	239	59	298	300	239	61
	"	" " 16	71	53	36	0	160	41	201	225	163	62
	"	" " 16	28	35	23	0	86	33	119	150	87	63
	"	" " 17	53	71	49	1	174	41	215	225	175	50
	"	" " 18	99	120	44	0	263	44	307	325	262	63
	"	" " 19	87	121	14	0	222	37	259	275	224	51
	"	" " 20	67	104	17	0	188	23	211	225	188	37

HERMAN L. PASCOE,
Returning Officer.

"	M to Z	2	44	47	3	1	95	25	120	125	95	30	1	1
"	A to L	3	87	99	2	0	188	35	223	225	190	35	1	1
"	M to Z	3	79	85	6	0	170	46	216	225	172	53	2	2
"	M to Z	4	112	138	5	1	256	32	288	300	257	43	1	1
Peckering Tp.		1	67	133	2	0	202	64	266	275	203	72	1	1
"	A to L	2	86	146	8	0	240	115	355	375	241	131	3	1
"	M to Z	2	59	108	8	0	175	101	276	300	177	123	2	1
"		3	99	123	16	0	238	77	315	325	238	87	1	1
"		4	89	82	8	0	180	93	273	275	181	94	1	1
"		5	116	99	10	2	227	121	348	350	228	122	1	1
"		6	80	63	6	1	150	84	234	250	151	99	1	1
"	A to L	7	74	103	4	0	181	82	263	275	185	90	3	1
"	M to Z	7	45	57	3	0	105	62	167	200	105	95	3	1
"		8	95	134	5	1	235	109	344	350	238	112	2	1
"		9	65	81	7	0	133	78	231	250	133	97	1	1
"	A to L	10	82	105	3	0	190	69	259	275	190	85	2	1
"	M to Z	10	61	99	6	0	166	77	243	275	168	107	2	1
"		11	50	89	0	0	139	89	228	250	141	109	2	1
Reach Tp.		1	53	104	3	0	160	88	248	225	164	61	1	3
"		2	50	109	4	0	163	67	230	250	165	81	3	1
"		3	52	45	8	1	106	54	160	175	106	69	1	1
"		4	37	150	32	0	219	58	277	275	220	55	1	1
"		5	48	85	14	1	148	59	207	225	151	74	3	1
"		6	63	92	14	0	169	89	258	275	169	106	3	1
"		7	32	22	19	1	74	39	113	125	76	49	2	1
"		8	96	99	4	1	200	47	247	250	202	48	2	1
"		9	50	62	1	1	114	32	146	150	115	35	1	1
Village of Port Perry		1	90	120	7	0	165	23	217	259	165	56	2	1
"	A to L	2	71	90	4	0	110	32	188	200	165	35	2	1
"	M to Z	2	56	53	1	0	110	32	142	150	111	39	1	1
Seugog Tp.		3	113	123	11	0	247	49	296	300	248	52	1	1
Advance Poll		1	73	109	25	1	207	28	235	250	208	42	1	1
Seugog Indian Reserve		1	12	17	6	0	35	7	35	75	35	40	1	1
Totals		7,775	9,834	4,598	79	22,286	6,634	28,920	30,800	22,467	8,283	165	39	29
Majority for Conant		2,059												

Total number of printed ballots not distributed to D.R.O's: 4,000. Total number of ballot papers printed: 35,400.

RETURN from the Records of the GENERAL ELECTION to the Legislative Assembly, 1937—Continued.

Electoral District.	Numbers of Polling Places.	Names of Candidates and Number of Votes Polled for each.			Total Number of			Voters at each Polling Place.		Ballot Papers sent out and how disposed of in each Polling Place.					
		Denomme	Lacasse	Leduc	Number of Votes remaining Unpolled.	Number of names on the Polling Lists.	Number of Ballot Papers sent out to each Polling Place.	Used Ballot Papers.	Unused Ballot Papers.	Rejected Ballot Papers.	Cancelled Ballot Papers.	Declined Ballot Papers.	Ballot Papers Taken from Polling Places.		
Ottawa, East Returning Officer. JOACHIM SAUVE,	No. 4	3	9	26	38	9	47	100	40	60	2	2	2		
	" 5	7	43	61	111	78	189	250	111	139	4	4	4		
	" 6	4	34	74	112	65	177	250	116	134	4	4	4		
	" 7 A	1	31	59	91	42	133	200	93	107	2	2	2		
	" 7 B	1	36	64	101	43	144	200	102	98	1	1	1		
	" 8	4	47	95	146	55	201	250	152	98	6	6	6		
	" 9	15	55	96	166	69	235	400	168	232	2	2	2		
	" 10 A	0	31	51	82	49	131	200	83	117	1	1	1		
	" 10 B	1	55	55	111	39	150	200	115	85	4	4	4		
	" 11 A	3	34	82	119	26	145	250	120	130	1	1	1		
	" 11 B	3	15	107	125	55	180	250	128	122	3	3	3		
	" 12	4	27	120	151	95	246	300	157	143	6	6	6		
	" 13	7	9	119	135	45	180	250	136	114	1	1	1		
	" 14	0	23	182	205	36	241	300	208	92	3	3	3		
	" 15	3	37	112	152	50	202	250	156	94	4	4	4		
	" 16	4	57	59	120	65	185	250	122	128	2	2	2		
	" 17 A	0	36	82	118	38	156	250	119	131	1	1	1		
	" 17 B	0	49	66	115	43	158	250	117	133	2	2	2		
	" 18 A	2	36	134	172	45	217	300	174	126	2	2	2		
	" 18 B	3	42	100	145	55	200	300	147	153	2	2	2		
	" 22 A	3	24	115	142	33	175	250	144	106	2	2	2		
	" 22 B	0	18	78	96	52	148	200	96	104	2	2	2		
	" 23 A	3	27	80	110	25	135	200	111	89	1	1	1		
	" 23 B	1	44	83	128	40	168	200	128	72	2	2	2		
" 24	1	53	136	190	117	307	300	193	107	3	3	3			

" 172	4	51	79	134	98	232	300	135	165	1
" 173	7	53	38	98	38	136	200	98	102
" 174 A	11	32	40	83	25	108	200	85	115	2
" 174 B	5	40	37	82	54	136	200	88	112	6
" 175 A	4	71	48	123	67	190	250	125	125	2
" 175 A	2	54	92	148	40	188	250	148	102
" 178 B	2	41	103	146	39	185	250	146	104
" 178 C	4	64	138	206	82	288	300	206	94
" 194	0	8	40	48	48	125	200	48	152
" 195 A	0	17	75	92	47	139	250	93	157
" 195 B	4	11	81	96	66	162	200	96	104	1
" 196 A	1	20	90	111	74	185	250	112	138
" 198 B	0	10	107	117	102	219	250	121	129	4
" 197	2	7	43	52	19	71	100	52	48
" 198 A	7	24	88	119	90	209	300	124	176	3
" 198 B	9	29	91	129	100	229	300	135	165	1
" 199 A	2	24	106	132	55	187	250	133	117	2
" 199 B	8	22	98	128	84	212	250	128	122
" 200 A	2	24	96	122	91	213	250	122	128
" 200 B	2	32	96	130	43	173	250	131	119	1
" 201 A	3	24	86	113	79	192	250	115	135	2
" 201 B	8	22	103	133	76	209	250	135	115	2
" 202 A	1	21	66	88	73	161	225	80	136	1
" 202 B	4	23	73	100	52	152	250	100	150
" 203 A	2	19	125	146	123	269	200	146	54
" 203 B	1	14	135	150	104	254	300	151	149	1
" 203 C	1	15	121	137	91	228	300	138	162	1
" 204 A	5	16	90	111	77	188	250	112	138
" 204 B	0	13	109	122	88	210	250	123	127	1
" 205 A	0	20	88	108	62	170	250	108	142
" 205 B	2	10	86	98	84	182	250	103	142
" 206 A	2	25	75	102	91	193	250	100	150	2
" 206 B	3	22	78	103	68	171	250	105	145
" 207 A	3	16	93	112	99	211	300	112	188	1
" 207 B	5	26	116	147	85	232	300	148	152
" 208 A	0	39	49	88	62	150	200	89	111	1
" 208 B	3	25	52	80	56	136	225	80	145
" 209 A	2	22	68	92	77	169	200	93	107	1
" 209 B	0	25	72	97	81	178	250	99	151	2
" 210 A	3	11	109	123	68	191	250	123	127
" 210 B	3	13	113	129	56	185	250	129	121
" 211 A	2	3	110	115	69	184	250	115	135
" 211 B	0	16	122	138	53	191	250	138	112
" 212 A	1	14	75	90	45	135	200	91	109	1
" 212 B	2	7	107	116	47	163	200	116	81

RETURN from the Records of the GENERAL ELECTION to the Legislative Assembly, 1937—Continued.

Electoral District.	Numbers of Polling Places.	Names of Candidates and Number of Votes Polled for each.			Voters at each Polling Place.			Ballot Papers sent out and how disposed of in each Polling Place.						
		Denomme	Lacasse	Leduc	Total Number of Votes Polled.	Number of Votes remaining Unpolled.	Number of names on the Polling Lists.	Number of Ballot Papers sent out to each Polling Place.	Used Ballot Papers.	Unused Ballot Papers.	Rejected Ballot Papers.	Cancelled Ballot Papers.	Declined Ballot Papers.	Ballot Papers taken from Polling Places.
Ottawa, East —Cont.	No. 213 A	1	40	74	115	107	222	300	117	183	2			
	" 213 B	0	37	100	137	118	255	300	138	162	1			
	" 214 A	0	5	85	90	29	119	200	90	110				
	" 214 B	1	9	97	58	58	155	200	98	102	1			
	" 215 A	0	15	93	108	52	160	200	110	90	2			
	" 215 B	2	19	83	104	59	163	250	106	144	2			
	" 216 A	6	14	132	152	51	203	250	138	112				
	" 216 B	3	21	114	138	54	192	250	138	112				
	" 217 A	5	27	118	150	94	244	250	151	99	1			
	" 217 B	6	20	90	116	70	186	300	118	182	1			
	" 218 A	4	40	86	130	76	209	250	130	120				
	" 218 B	3	33	84	120	73	193	250	122	128		2		
	" 219 A	3	28	71	102	78	170	250	102	148				
	" 219 B	2	31	78	111	75	186	250	112	138	1			
	" 220 A	1	17	71	89	51	140	200	91	109	2			
	" 220 B	4	11	70	85	85	170	200	86	114	1			
	" 221 A	3	41	64	108	73	181	250	108	142	1			
	" 221 B	0	37	82	119	65	184	250	109	131				
	" 222 A	4	22	80	106	70	176	250	107	143	1			
	" 222 B	8	34	72	114	81	195	250	117	133	1			
	" 223	3	9	57	69	32	101	150	71	79	2			
	" 224 A	3	2	49	54	26	81	150	55	95				
	" 224 B	3	11	105	119	53	172	300	119	181				
	" 225 A	2	9	110	121	63	184	200	121	79				
	" 225 B	5	6	132	143	81	224	250	144	106	1			

" 226 A	5	85	122	48	150	104	146	2	1
" 226 B	6	101	122	73	195	250	124	3	1
" 227 A	16	60	80	37	117	200	120
" 227 B	10	103	115	36	151	200	118	3
" 228 A	2	132	139	65	204	250	141	109	2
" 228 B	2	120	132	73	205	250	133	117	1
" 229 A	10	86	101	38	139	200	102	98	1
" 229 B	5	75	88	52	140	200	88	112
" 230	2	118	127	86	213	300	129	171	1
" 231 A	0	93	97	42	139	250	98	152	1
" 231 B	1	98	110	63	173	250	113	137	3
" 232 A	3	84	100	35	135	200	102	98	2
" 232 B	2	86	97	46	143	200	97	103
" 233 A	2	82	91	27	118	199	91	108
" 233 B	2	109	118	41	159	200	120	80	2
" 234 A	3	108	117	35	152	200	120	80	3
" 234 B	1	70	75	38	113	200	85	115	10
" 235 A	2	75	86	30	116	200	86	114
" 235 B	4	90	102	36	138	200	103	97	1
" 236 A	0	101	104	41	145	250	105	145	1
" 236 B	0	103	108	144	152	200	109	91	1
" 237 A	0	83	88	43	131	250	89	161	1
" 237 B	0	75	88	57	146	200	91	109	3
" 238 A	1	104	111	57	168	250	112	138	1
" 238 B	1	123	134	28	162	250	134	126
" 239 A	5	77	97	58	155	250	101	149	4
" 239 B	1	108	124	58	182	250	126	124	2
" 240 A	4	109	119	41	160	250	119	131
" 240 B	3	105	116	60	176	250	118	132	2
" 241 A	2	106	112	58	170	250	112	138	1
" 241 B	2	110	140	22	162	250	143	107	3
" 242 A	2	80	99	46	145	250	99	151
" 242 B	0	90	107	54	161	200	108	92	1
" 243 A	1	134	141	73	214	250	143	107	2
" 243 B	0	131	144	75	219	250	145	105	1
" 244 A	8	111	126	5	131	200	126	74
" 244 B	2	108	116	25	141	200	117	83	1
" 245 A	3	88	100	38	138	200	101	99	1
" 245 B	2	93	103	49	152	250	105	145	2
" 246 A	0	94	107	54	161	250	109	141	2
" 246 B	2	119	144	59	203	200	149	51	5
" 247 A	3	102	115	105	220	250	109	131	4
" 247 B	4	101	109	40	149	200	109	91
" 248 A	1	111	120	37	157	200	125	75	5
" 248 B	1	86	93	29	122	200	94	106	1

RETURN from the Records of the GENERAL ELECTION to the Legislative Assembly, 1937—Continued.

Electoral District.	Numbers of Polling Places.	Names of Candidates and Number of Votes Polled for each.			Voters at each Polling Place.			Ballot Papers sent out and how disposed of in each Polling Place.						
		Denomme	Lacasse	Leduc	Total Number of Votes Polled.	Number of Votes remaining Unpolled.	Number of names on the Polling Lists.	Number of Ballot Papers sent out to each Polling Place.	Used Ballot Papers.	Unused Ballot Papers.	Rejected Ballot Papers.	Cancelled Ballot Papers.	Declined Ballot Papers.	Ballot Papers Taken from Polling Places.
Ottawa, East —Cont.—	No. 249 A	1	10	124	135	49	184	250	136	114	1			
	" 249 B	0	7	101	108	46	154	250	110	140	2			
	" 250	4	6	182	192	47	239	300	198	102	6			
	" 251 A	3	3	104	108	38	146	200	108	92				
	" 251 B	1	1	117	121	33	154	200	121	79				
	" 252 A	1	4	143	148	38	186	300	151	149	2			
	" 252 B	3	6	199	208	57	265	300	213	87	4			
	" 253 A	2	11	138	151	51	202	250	151	99	1			
	" 253 B	2	18	119	139	72	211	250	140	110	1			
	" 254 A	1	12	132	145	30	175	250	147	103	2			
	" 254 B	3	9	137	149	60	209	250	153	97	4			
	" 255 A	7	10	167	181	58	242	250	185	65	1			
	" 255 B	1	2	109	112	36	148	250	138	112	1			
	" 256	3	9	149	161	46	207	200	162	38	1			
	" 257 A	8	7	124	139	38	177	250	139	111				
	" 257 B	3	6	67	76	89	165	200	79	121	3			
	" 258 A	4	4	127	135	17	152	250	137	113	2			
	" 258 B	4	8	154	166	51	217	250	166	84				
	" 259 A	1	7	110	118	18	152	200	123	77	4			
	" 259 B	4	3	116	123	24	147	200	124	76	1			
	" 260 A	4	7	131	142	56	198	200	146	54	4			
	" 260 B	8	4	67	79	119	200	83	117	4				
	" 261 A	2	7	98	107	26	133	200	109	91	2			
	" 261 B	1	1	107	109	32	141	200	109	91				
" 262 A	1	29	53	83	49	132	200	84	116					
" 262 B	0	39	45	84	57	141	200	85	115	1				

" 263 A	3	41	35	79	43	122	200	82	118	3
" 263 B	6	37	41	84	37	121	200	84	116
" 264 A	6	51	40	97	37	134	200	98	102	1
" 264 B	0	51	59	110	36	146	200	110	90
" 265 A	6	38	42	86	53	139	200	87	113	1
" 265 B	4	48	25	77	36	113	200	77	123
" 266 A	3	45	50	98	73	171	250	100	150	2
" 266 B	2	35	64	101	64	165	250	103	147	2
" 267 A	3	36	37	76	57	133	200	76	124
" 267 B	1	33	48	82	41	123	200	83	117	1
" 268	6	34	102	142	99	241	300	143	157	1
" 269	0	39	137	176	54	230	200	176	24
" 270 A	6	10	83	99	31	130	200	101	99	2
" 270 B	3	13	101	117	28	145	200	117	83
" 271 A	6	31	30	67	62	129	200	68	132	1
" 271 B	1	26	45	72	48	120	200	72	128
" 272 A	3	38	44	85	43	128	200	86	114	1
" 272 B	2	26	34	62	70	132	200	63	137	1
Advance Polls.....	0	10	26	36	36	300	36	264
Totals.....	538	3,786	16,920	21,241	10,437	31,681	43,399	21,509	21,890	202
Majority for Lecluc.....			13,131							54

Total number of printed ballots not distributed to D.R.O's: 3,200. Total number of ballot papers printed: 46,599.

Ottawa, South.....	Blunder	Dunbar	Jeackie	Putman	Stacey	Returning Officer												
						No.	25	26	26 A	26 AA	27	27 A	28	28 A	29	30	30 A	31
Advance Poll.....	1	105	0	68	0	174	200	176	24	2
	1	66	2	64	0	133	225	137	88	7	4
	5	64	2	56	1	128	225	136	89	7	1
	1	53	5	66	6	131	225	137	88	6
	3	54	2	43	1	103	150	104	46	1
	0	41	3	115	0	159	275	161	114	2
	2	31	1	89	0	123	200	124	76	1
	1	53	1	119	1	175	300	177	123	1	1
	1	31	0	88	1	121	200	121	79
	0	64	0	45	0	109	175	113	62	3	1
	1	62	0	42	1	106	150	108	42	1
	2	72	2	98	0	174	250	178	72	4
	1	53	1	72	0	127	200	127	73
	1	50	1	41	1	94	175	99	76	4	1
	1	73	3	46	1	121	175	136	49	2
	2	55	0	40	0	97	100	100	0	3
	1	70	1	79	3	154	250	156	94	2

J. P. MADDEN,

RETURN from the Records of the GENERAL ELECTION to the Legislative Assembly, 1937—Continued.

Electoral District.	Numbers of Polling Places.	Names of Candidates and Number of Votes Polled for each.				Voters at each Polling Place.			Ballot Papers sent out and how disposed of in each Polling Place.							
		Binder	Dunbar	Leckle	Putman	Sidley	Total Number of Votes Polled.	Number of Votes remaining Unpolled.	Number of names on the Polling Lists.	Number of Ballot Papers sent out to each Polling Place.	Used Ballot Papers.	Unused Ballot Papers.	Rejected Ballot Papers.	Cancelled Ballot Papers.	Declined Ballot Papers.	Ballot Papers taken from Polling Places.
Ottawa, South	No. 33	0	116	1	57	0	174	86	263	275	177	98	3			
—Con.	" 34	3	76	1	50	0	130	115	315	200	132	68	2			
	" 34 A	2	42	2	19	0	65			125	68	57	3			
	" 35	0	50	0	26	0	76	167	340	175	77	98	1			
	" 35 A	0	46	0	48	0	94			200	96	104	2			
	" 36	1	54	4	55	0	114	100	293	175	114	61				
	" 36 A	0	42	0	28	0	70			125	79	46	9			
	" 37	1	47	2	66	0	116	109	325	175	118	57	2			
	" 37 A	2	38	1	56	0	97			200	98	102	1			
	" 38	0	45	1	45	0	91	75	290	150	96	54	3	2		
	" 38 A	0	60	1	58	0	119			175	119	56				
	" 39	2	50	2	124	0	178	76	255	200	179	21	1			
	" 40	1	39	4	84	0	128	100	338	200	133	67	5			
	" 40 A	5	51	1	42	0	99			150	105	45	6			
	" 41	3	34	0	107	0	144	80	334	225	159	66	7	1		
	" 41 A	1	26	0	67	0	94	59	283	125	95	30	1			
	" 42	0	32	5	124	2	163			225	164	61	1			
	" 42 A	1	13	1	43	0	58			75	60	15		2		
	" 43	7	49	2	123	1	182	87	369	250	186	64	4			
	" 43 A	5	32	1	55	0	93			150	96	54	3			
	" 44	1	50	1	67	0	119	99	332	200	122	78	3			
	" 44 A	4	46	1	57	0	108			175	111	64	3			
	" 45	1	49	0	54	0	104	75	263	175	110	65	6			
	" 45 A	2	39	1	32	0	74			150	78	72	1	3		
	" 46	3	34	4	72	1	104	119	324	225	124	101	10			
	" 46 A	1	22	3	61	0	87			150	91	59	4			

47 A	2	56	0	52	1	129	115	330	200	116	84	4	1
47 A	0	41	1	38	0	80		150	150	81	69	1	1
48 A	2	64	0	69	0	135	101	354	225	138	87	3	1
48 A	1	44	3	65	0	113		175	175	115	60	1	1
49 A	2	50	0	70	0	122	89	321	200	126	74	4	1
49 A	5	40	0	57	1	103		175	175	106	69	3	1
50 A	3	28	1	110	0	142	75	343	225	147	78	5	1
50 A	3	37	2	78	0	120		175	175	121	54	0	1
51 A	13	31	3	98	1	146	73	339	200	156	44	10	1
51 A	18	19	5	68	1	109		175	175	111	61	1	1
52 A	2	39	2	85	1	149	87	335	200	151	69	2	1
52 A	2	34	0	60	0	96		200	200	97	103	1	1
53 A	3	77	1	34	0	115	76	290	175	118	57	3	1
53 A	1	50	1	42	0	91		150	150	96	54	0	2
54 A	3	60	1	66	0	130	70	282	175	131	44	1	1
54 A	1	23	0	56	0	80		175	175	81	44	1	1
55 A	3	57	6	125	0	191	55	251	250	196	51	5	1
56 A	4	15	27	106	2	156	144	470	250	158	92	9	1
56 A	15	27	6	106	2	149		225	225	168	57	1	1
57 A	3	53	0	47	0	103	92	312	150	104	46	1	1
57 A	3	69	0	44	0	116		200	200	117	83	1	1
58 A	0	63	2	80	1	146	96	365	200	150	50	4	1
58 A	1	51	0	66	0	118		175	175	119	56	1	1
59 A	1	72	2	27	0	102	98	322	150	103	47	1	1
59 A	1	49	0	71	0	121		200	200	121	79	1	1
60 A	3	82	0	91	0	178	73	251	275	178	97	2	1
61 A	0	31	1	39	0	128	98	298	200	128	72	1	1
61 A	0	31	1	39	0	71		150	150	72	78	1	1
62 A	1	51	0	65	0	120	91	310	175	120	55	1	1
62 A	1	48	1	41	1	95		175	175	96	79	1	1
63 A	5	68	3	121	0	197	54	253	325	199	126	2	1
64 A	3	111	0	80	0	194	80	276	300	196	101	2	1
65 A	1	65	3	80	1	150	30	181	225	151	71	3	1
66 A	2	71	1	48	0	122	61	291	150	122	28	0	1
66 A	1	60	0	41	0	102		200	200	105	45	3	1
72 A	1	19	2	149	0	171	67	370	225	172	53	1	1
72 A	3	7	0	118	1	129		200	200	131	69	2	1
73 A	2	37	1	65	1	106	90	307	175	110	65	2	1
73 A	1	25	1	79	0	106		175	175	107	68	1	1
74 A	3	58	1	43	0	105	227	453	250	106	141	1	1
74 A	1	72	1	46	0	120		200	200	120	80	1	1
77 A	0	59	0	47	0	106	84	193	225	109	116	1	3
78 A	0	69	1	88	2	160	227	552	300	162	138	2	1
78 A	2	100	0	54	0	156		200	200	163	137	7	1
79 A	5	55	2	53	1	116	87	206	300	119	81	2	1

RETURN from the Records of the GENERAL ELECTION to the Legislative Assembly, 1937—Continued.

Electoral District.	Numbers of Polling Places.	Names of Candidates and Number of Votes Polled for each.					Voters at each Polling Place.			Ballot Papers sent out and how disposed of in each Polling Place.						
		Blunder	Dunbar	Leckie	Putman	Slidley	Total Number of Votes Polled.	Number of Votes remaining Unpolled.	Number of names on the Polling Lists.	Number of Ballot Papers sent out to each Polling Place.	Used Ballot Papers.	Unused Ballot Papers.	Rejected Ballot Papers.	Cancelled Ballot Papers.	Declined Ballot Papers.	Ballot Papers taken from Polling Places.
Ottawa, South	No. 80	4	58	4	54	0	120	138	343	200	120	80				
—Con.....	" 80 A	2	35	1	43	1	82	1		175	85	90	3			
	" 81	5	41	2	86	0	134	102	352	200	136	64	2			
	" 81 A	1	53	0	56	0	111			200	114	86		3		
	" 82	1	39	2	87	0	129	148	352	200	133	67	4			
	" 82 A	0	52	0	55	0	107			200	109	91		2		
	" 83	1	58	5	95	1	160	121	416	300	163	137	2	1		
	" 83 A	3	46	1	79	1	130	130	32	200	132	68	2			
	" 84	3	40	1	60	0	104	130	315	200	107	93	3			
	" 84 A	0	22	1	52	0	75	121	395	200	78	122	3			
	" 85	4	56	3	87	1	151	116	336	200	117	83	1			
	" 85 A	3	51	0	62	0	110	116	336	200	111	89	1			
	" 86	1	45	0	64	0	109	163	404	200	109	91	2			
	" 86 A	3	40	3	76	0	122	163	404	225	124	101	2			
	" 87	3	40	3	76	0	122	163	404	200	117	83	2			
	" 87 A	1	58	1	55	0	155	98	313	200	106	94	2	1		
	" 88	4	42	0	57	0	103	100	372	200	109	91	2			
	" 88 A	1	63	0	43	0	107	116	346	200	111	83	1			
	" 89	0	58	0	92	0	150	100	372	151	49	49	1			
	" 89 A	3	48	0	70	0	121	116	346	175	121	54				
	" 90	2	53	0	67	0	122	116	346	200	103	97		1		
	" 90 A	0	46	1	55	0	102	86	280	200	103	97		1		
	" 91	0	36	1	61	0	98	86	280	175	98	77		2		
	" 91 A	0	37	0	55	0	92	167	432	150	96	54		2		
	" 92	5	83	0	50	0	138	167	432	300	141	159		3		
	" 92 A	1	54	0	66	0	121	121	76	200	124	76		2		

93	91	1	78	0	172	133	471	300	173	127	1	1
93 A	97	0	63	0	163	78	282	250	165	85	1	1
94	43	0	54	0	99	140	400	200	101	99	2	2
94 A	0	0	60	0	103	138	400	200	103	97	2	2
95	68	0	68	0	118	140	400	200	141	59	1	1
95 A	0	0	52	0	126	72	319	200	119	81	1	1
96	65	0	59	0	120	95	307	175	126	74	1	1
96 A	0	0	65	0	110	107	332	200	112	88	1	1
97	36	1	57	0	96	107	332	150	100	50	4	4
97 A	60	5	46	0	113	90	275	150	100	50	4	4
98	75	0	32	0	108	111	310	200	115	85	2	2
98 A	37	0	47	0	85	111	310	200	115	85	2	2
99	0	3	50	0	100	111	310	200	100	100	1	1
99 A	47	0	45	0	103	81	301	200	103	97	1	1
100	57	1	37	0	96	81	301	200	103	97	1	1
100 A	58	0	58	0	146	81	338	175	96	79	1	1
101	86	0	41	1	109	116	354	225	148	77	1	1
101 A	62	2	41	1	109	116	354	225	148	77	1	1
102	42	0	36	0	112	116	354	200	123	77	10	10
102 A	0	0	36	0	112	116	354	200	123	77	10	10
103	80	4	48	0	133	81	301	200	115	85	3	3
103 A	1	1	48	0	133	81	301	200	115	85	3	3
104	48	1	34	0	84	75	337	150	134	66	2	2
104 A	96	1	56	0	151	75	337	150	134	66	2	2
105	72	2	26	0	102	89	350	200	159	41	3	3
105 A	0	0	46	0	140	89	350	200	159	41	3	3
106	79	0	36	0	115	105	425	175	145	55	3	3
106 A	103	2	55	1	162	105	425	300	116	59	1	1
107	103	0	53	0	157	85	238	200	162	138	1	1
108	77	0	66	1	148	85	238	275	153	42	1	1
108 A	79	2	33	0	112	73	305	200	122	5	5	5
109	126	0	29	0	114	73	279	200	115	85	1	1
109 A	0	0	29	0	114	73	279	200	115	85	1	1
110	66	1	57	0	204	93	303	300	117	83	3	3
110 A	0	0	57	0	127	93	303	200	106	94	2	2
111	50	0	31	0	127	93	303	200	129	71	2	2
111 & 112	0	0	31	0	127	93	303	200	129	71	2	2
112	0	3	22	0	26	13	40	50	81	44	1	1
113	50	1	43	0	94	119	278	175	27	23	1	1
113 A	27	0	35	0	64	119	278	175	94	81	1	1
114	59	1	64	0	146	68	216	250	65	60	1	1
115	16	2	41	1	65	72	138	150	148	122	2	2
116	28	0	41	0	71	163	330	66	66	84	1	1
116 A	42	3	45	0	90	163	330	175	76	99	3	3
117	51	0	68	0	127	127	355	200	109	109	1	1
117 A	0	0	68	0	127	127	355	250	129	121	2	2
118	34	1	58	2	95	100	318	175	99	76	4	4
118 A	68	0	54	0	124	100	318	175	128	97	4	4
118 A	34	0	55	0	89	100	318	175	90	85	1	1

RETURN from the Records of the GENERAL ELECTION to the Legislative Assembly, 1937—Continued.

Electoral District.	Numbers of Polling Places.	Names of Candidates and Number of Votes Polled for each.				Voters at each Polling Place.			Ballot Papers sent out and how disposed of in each Polling Place.							
		Winter	Dunbar	Lechte	Putnam	Staley	Total Number of Votes Polled.	Number of Votes remaining Unpolled.	Number of names on the Polling Lists.	Number of Ballot Papers sent out to each Polling Place.	Used Ballot Papers.	Unused Ballot Papers.	Rejected Ballot Papers.	Cancelled Ballot Papers.	Declined Ballot Papers.	Ballot Papers taken from Polling Places.
Ottawa, South —Cont.—	No. 119	1	49	1	64	0	115	131	338	225	119	106	2	4	0	0
	" 119 A	2	25	0	59	0	86	177	547	175	88	87	2	3	0	0
	" 120	0	90	1	98	1	190	172	300	325	193	132	4	1	0	0
	" 120 A	1	74	1	96	0	172	98	310	300	177	123	4	4	0	0
	" 121	1	49	0	57	0	107	99	200	200	111	89	2	2	0	0
	" 121 A	1	60	1	37	0	99	209	495	300	156	144	3	3	0	0
	" 122	3	81	3	66	0	153	209	495	300	156	144	3	3	0	0
	" 122 A	2	56	1	65	0	124	109	279	175	99	76	3	3	0	0
	" 123	1	39	0	53	0	93	109	299	150	71	79	0	0	0	0
	" 123 A	2	41	1	27	0	71	109	299	175	86	89	4	1	0	0
	" 124	2	51	0	33	0	86	109	299	175	86	89	4	1	0	0
	" 124 A	0	53	0	56	0	109	204	437	250	134	116	3	1	0	0
	" 125	0	59	0	71	0	130	204	437	250	134	116	3	1	0	0
	" 125 A	0	56	1	58	0	115	139	367	200	112	88	3	3	0	0
	" 126	0	59	1	50	2	112	139	367	200	112	88	3	3	0	0
	" 126 A	1	58	0	57	0	116	100	306	200	116	84	2	2	0	0
	" 127	0	70	0	48	0	118	100	306	200	120	80	2	2	0	0
	" 127 A	0	52	1	33	0	86	168	252	175	86	89	1	1	0	0
	" 128	0	104	0	79	0	183	168	252	225	184	41	1	1	0	0
	" 129	0	61	1	66	0	128	87	299	200	128	72	2	2	0	0
" 129 A	0	36	0	46	0	82	169	393	150	84	66	2	2	0	0	
" 130	0	73	0	43	1	117	169	393	225	117	108	2	2	0	0	
" 130 A	1	59	0	56	0	116	200	348	200	117	108	3	3	0	0	
" 131	1	69	0	71	2	143	200	348	275	148	127	3	2	0	0	
" 132	2	79	2	57	2	142	61	295	200	142	58	3	3	0	0	
" 132 A	2	46	0	37	0	85	125	295	200	142	58	3	3	0	0	

" 133	2	91	0	0	80	0	173	69	246	275	177	98	4
" 134	0	55	0	0	41	0	96	181	306	150	99	51	3
" 134 A	0	44	2	79	0	0	125	0	175	175	126	49	1
" 135	1	79	0	0	70	0	150	126	404	275	159	116	9
" 135 A	3	67	0	46	0	0	116	0	175	275	119	56	2
" 136	0	67	2	2	87	0	156	113	404	275	159	116	1
" 136 A	0	71	1	60	0	0	132	0	175	175	43	43	2
" 137	1	89	1	45	0	0	136	106	355	225	137	88	1
" 137 A	0	58	1	49	0	0	108	0	200	200	110	90	2
" 138	0	107	0	54	0	0	161	98	250	275	162	113	0
" 138 A	2	98	3	63	1	1	167	95	300	300	170	130	2
" 139	1	94	1	74	0	0	170	69	241	300	172	128	2
" 140	4	80	0	60	0	0	144	124	387	250	145	155	1
" 141	3	71	0	44	0	0	118	0	200	200	118	82	0
" 141 A	0	70	1	59	0	0	130	104	341	200	134	66	3
" 142	0	40	0	61	0	0	102	175	175	175	103	72	1
" 142 A	1	48	0	67	0	0	116	87	309	200	119	81	3
" 143	1	50	0	50	0	0	101	98	175	175	103	72	2
" 143 A	1	54	0	59	0	0	113	98	331	175	115	60	2
" 144	0	77	1	29	0	0	117	175	175	175	108	67	1
" 144 A	0	70	0	39	0	0	109	116	354	175	111	64	1
" 145	0	74	0	51	0	0	126	122	408	150	126	24	1
" 145 A	0	82	0	76	0	0	163	0	250	250	163	87	1
" 146	4	82	0	46	0	0	118	0	200	200	123	77	4
" 146 A	0	71	1	46	0	0	145	112	394	225	146	79	1
" 147	0	82	0	63	0	0	135	0	225	225	136	89	1
" 147 A	0	73	0	62	0	0	171	142	488	275	172	103	1
" 148	3	85	0	83	0	0	173	126	275	275	174	76	1
" 148 A	1	104	1	67	0	0	165	126	442	250	175	100	10
" 149	0	92	1	72	0	0	137	85	175	175	141	34	4
" 149 A	0	82	1	55	0	0	104	0	175	175	104	71	0
" 150	0	48	2	41	0	0	197	76	280	175	104	34	1
" 150 A	1	46	2	41	0	0	139	134	406	300	197	103	0
" 151	1	133	0	63	0	0	153	124	279	300	139	86	0
" 152	0	66	1	72	0	0	97	79	406	225	139	86	0
" 152 A	0	65	1	65	0	0	182	79	250	250	133	117	2
" 153	1	105	0	47	0	0	131	124	376	250	155	95	2
" 153 A	2	47	0	48	0	0	97	0	175	175	97	78	0
" 154	1	106	1	64	0	0	182	79	253	275	174	101	1
" 154 A	1	71	1	37	0	0	111	72	260	175	114	61	3
" 155	2	47	1	21	0	0	71	121	100	100	71	26	3
" 155 A	2	47	1	21	0	0	163	121	420	250	166	81	3
" 156	1	98	0	62	0	0	163	121	250	200	166	81	3
" 156 A	0	78	0	55	0	0	162	129	225	225	163	67	1
" 157	0	96	0	66	0	0	162	129	417	225	163	62	1
" 157 A	1	65	0	59	0	0	125	125	225	225	125	100	0

RETURN from the Records of the GENERAL ELECTION to the Legislative Assembly, 1937—Continued.

Electoral District.	Numbers of Polling Places.	Names of Candidates and Number of Votes Polled for each.				Voters at each Polling Place.			Ballot Papers sent out and how disposed of in each Polling Place.							
		Blunder	Dunbar	Leckie	Putman	Slidley	Total Number of Votes Polled.	Number of Votes remaining Unpolled.	Number of names on the Polling Lists.	Number of Ballot Papers sent out to each Polling Place.	Used Ballot Papers.	Unused Ballot Papers.	Rejected Ballot Papers.	Cancelled Ballot Papers.	Declined Ballot Papers.	Ballot Papers taken from Polling Places.
Ottawa, South	No. 158	1	78	0	36	0	115	85	358	175	116	59	1	1	1	59
—Con.....4	" 158 A	1	93	0	42	0	136	0	225	137	88	88	1	1	1	88
	" 159	2	67	0	57	0	126	59	303	275	129	46	1	1	1	46
	" 159 A	1	69	0	43	0	113	0	175	115	60	2	2	2	2	60
	" 160	1	76	0	43	0	120	64	301	175	121	54	1	1	1	54
	" 160 A	0	62	0	54	0	116	0	250	175	116	59	3	3	3	59
	" 161	2	94	0	72	0	168	54	235	171	79	3	1	1	1	79
	" 162	1	116	3	56	0	176	60	237	177	73	1	1	1	1	73
	" 163	2	109	1	82	0	194	70	269	199	76	4	1	1	1	76
	" 164	0	95	0	59	0	154	104	219	225	155	69	1	1	1	69
	" 165	0	67	0	42	0	109	100	327	150	110	40	1	1	1	40
	" 165 A	0	86	0	30	0	116	0	200	117	83	1	1	1	1	83
	" 166	0	108	1	47	0	156	93	362	225	158	67	1	1	1	67
	" 166 A	0	69	2	40	0	111	0	200	111	89	0	0	0	0	89
	" 167	0	69	0	61	0	130	220	392	200	134	66	4	4	4	66
	" 167 A	1	79	1	52	1	134	148	429	200	138	62	4	4	4	62
	" 168	1	100	0	40	0	141	148	429	250	142	108	1	1	1	108
	" 168 A	0	89	2	47	0	138	104	326	200	139	61	1	1	1	61
	" 169	1	89	0	41	0	131	104	326	200	133	67	1	1	1	67
	" 169 A	0	65	0	24	0	89	70	262	150	89	61	0	0	0	61
	" 170	1	92	0	99	0	192	70	262	325	192	133	0	0	0	133
	" 171	4	95	1	54	2	156	61	218	225	157	68	1	1	1	68
	" 175	5	46	4	73	0	128	58	188	225	130	95	2	2	2	95
	" 176	1	56	2	94	3	156	190	417	275	162	113	5	5	5	113
	" 176 A	1	64	5	43	0	113	140	451	275	194	81	4	4	4	81
	" 177	1	69	2	118	0	190	140	451	275	194	81	4	4	4	81
	" 177 A	1	64	2	49	1	117	140	451	200	117	83	0	0	0	83

.. 179	0	83	0	77	0	160	55	219	250	164	86	2	2	2	164
.. 180	1	93	5	78	1	178	67	247	300	180	120	1	1	1	180
.. 181	1	91	1	51	2	149	52	205	225	153	72	4	4	4	153
.. 182	1	56	0	49	0	106	62	251	150	108	42	2	2	2	108
.. 182 A	1	43	2	35	0	81	101	368	225	151	41	4	4	4	151
.. 183	0	80	0	50	0	150	101	368	300	113	187	3	3	3	113
.. 183 A	0	59	0	71	0	113	72	359	225	148	89	3	3	3	148
.. 184	0	92	1	52	0	145	72	359	200	139	61	2	2	2	139
.. 184 A	2	95	0	41	0	137	54	232	250	178	72	2	2	2	178
.. 185	2	107	0	67	0	176	68	297	175	133	42	2	2	2	133
.. 186	2	89	0	40	0	131	68	297	150	96	54	3	3	3	96
.. 186 A	0	61	1	34	0	96	97	414	150	96	54	3	3	3	150
.. 187	2	126	1	34	0	163	97	414	225	166	59	3	3	3	166
.. 187 A	3	100	0	44	0	147	30	232	250	202	48	1	1	1	202
.. 188	0	115	0	86	0	201	30	232	275	183	92	1	1	1	183
.. 189	2	122	2	57	0	183	68	251	225	138	87	4	4	4	138
.. 190	0	92	0	46	0	138	61	202	250	159	91	4	4	4	159
.. 191	0	102	1	51	0	154	92	359	175	108	67	3	3	3	108
.. 191 A	0	61	0	44	0	105	60	267	175	125	50	1	1	1	125
.. 192	2	68	0	53	1	124	60	267	150	82	68	6	6	6	82
.. 192 A	0	53	0	23	0	76	35	212	250	177	73	1	1	1	177
.. 193	0	96	1	78	2	177	35	212	57,000	35,446	21,554	505	167	27	1
Totals.....	408	17,443	276	16,550	69	31,746	16,077	50,823	57,000	35,446	21,554	505	167	27	1

893

Majority for Dunbar.....

Total number of printed ballots not distributed to D.R.O's: 8,000. Total number of ballot papers printed: 65,000.

Oxford.....	Dent	Dewan	MacArthur	44	44	100	41	56	4	4	4	4	4	4	4	4
.. 1	18	26	0	156	53	209	160	90	3	3	3	3	3	3	3	3
.. 2	47	40	9	96	40	136	99	76	5	5	5	5	5	5	5	5
.. 3	119	102	16	237	38	275	350	108	3	3	3	3	3	3	3	3
.. 3 A	70	77	20	167	43	210	250	80	4	4	4	4	4	4	4	4
.. 4	54	51	18	123	39	162	200	128	5	5	5	5	5	5	5	5
.. 4 A	102	78	16	196	58	254	300	101	3	3	3	3	3	3	3	3
.. 5	80	72	19	171	46	217	250	173	2	2	2	2	2	2	2	2
.. 5 A	101	72	16	189	40	229	190	85	1	1	1	1	1	1	1	1
.. 6	67	59	11	137	47	177	225	140	3	3	3	3	3	3	3	3
.. 6 A	98	58	36	192	47	239	192	83	2	2	2	2	2	2	2	2
.. 7	75	55	69	199	55	254	300	201	5	5	5	5	5	5	5	5
.. 7 A	140	102	21	263	54	317	350	268	2	2	2	2	2	2	2	2
.. 8	100	79	14	193	57	250	300	195	1	1	1	1	1	1	1	1
.. 8 A	99	64	11	174	33	207	250	178	1	1	1	1	1	1	1	1

Royden G. Start,
Returning Officer.

RETURN from the Records of the GENERAL ELECTION to the Legislative Assembly, 1937—Continued.

Electoral District.	Numbers of Polling Places.	Names of Candidates and Number of Votes Polled for each.			Voters at each Polling Place.			Ballot Papers sent out and how disposed of in each Polling Place.									
		Dent	Dewan	MacArthur	Total Number of Votes Polled.	Number of Votes remaining Unpolled.	Number of names on the Polling Lists.	Number of Ballot Papers sent out to each Polling Place.	Used Ballot Papers.	Unused Ballot Papers.	Rejected Ballot Papers.	Cancelled Ballot Papers.	Declined Ballot Papers.	Ballot Papers taken from Polling Places.			
Oxford—Con.....	St. Georges—Con.....	No. 2 A															
	"	"	3	80	93	8	181	49	230	275	182	93	1				
	"	"	3 A	119	106	12	237	64	301	350	238	112	1				
	"	"	"	113	87	11	211	45	256	300	202	88	1				
	"	"	"	110	81	9	200	49	249	300	202	98				2	
	"	"	4 A	100	108	7	215	55	270	325	110	110					
	St. Johns.....	"	1	94	88	14	196	68	264	325	197	128					
	"	"	1 A	85	70	23	178	39	217	250	179	71	1				
	"	"	"	125	58	32	215	60	275	325	218	107	3				
	"	"	2 A	71	61	33	165	50	215	250	168	82	2				
	"	"	"	109	108	60	277	45	322	375	277	98					
	"	"	3	94	90	28	212	62	274	325	215	110	1				
St. Patricks.....	"	1	94	74	21	189	54	243	300	195	105	4					
"	"	1 A	97	70	14	181	55	236	300	181	119						
"	"	"	104	57	18	179	39	218	250	183	67	4					
"	"	2 A	93	91	6	190	33	223	275	192	83	2					
"	"	"	106	121	35	262	93	355	400	266	134						
"	"	4	120	113	5	238	60	298	350	239	111	1					
Tillsolsonburg.....	"	1	129	62	2	193	71	264	325	197	128	4					
"	"	1 A	85	69	6	160	53	213	275	161	114	1					
"	"	"	72	92	5	169	61	230	275	170	105						
"	"	2 A	64	93	7	164	67	231	275	167	108	3					
"	"	"	46	61	0	107	25	132	175	109	66	1					
"	"	2 B	95	92	4	191	84	275	325	192	133	1					
"	"	"	99	99	1	199	79	278	325	201	124	2					
"	"	3 A	77	83	2	162	40	202	250	163	87	1					
"	"	3 B	107	90	4	201	97	298	350	206	144	2					

"	"	93	105	6	204	69	273	325	205	120	1	1
"	"	89	71	2	162	77	239	300	165	135	3	3
Ingersoll	"	96	135	13	244	86	330	375	247	128	3	3
"	"	62	108	6	176	78	254	300	179	121	3	3
"	"	83	70	13	166	75	241	300	170	130	4	4
"	"	50	81	21	152	78	230	275	157	118	5	5
"	"	107	107	9	194	119	313	350	195	155	1	1
"	"	74	74	6	170	116	286	325	176	149	4	2
"	"	90	108	4	223	119	342	400	226	174	3	3
"	"	111	128	15	254	107	361	400	255	145	1	1
"	"	128	122	11	261	116	377	425	266	159	5	5
"	"	91	99	6	196	64	260	275	196	79	1	1
"	"	62	73	2	137	61	198	225	137	88	1	1
"	"	78	76	16	170	71	241	275	172	103	1	1
"	"	73	73	6	133	56	189	225	136	89	3	3
Dereham	"	35	108	0	143	26	169	225	144	81	1	1
"	"	67	67	1	103	59	162	225	103	122	1	1
"	"	68	99	2	169	29	198	250	171	79	1	1
"	"	67	73	0	140	42	182	250	140	110	1	1
"	"	83	90	2	175	42	217	275	175	100	1	1
"	"	79	63	5	147	25	172	250	147	103	1	1
"	"	108	89	0	197	82	279	350	197	153	1	1
"	"	90	53	1	144	63	207	274	146	128	1	1
"	"	93	53	0	146	40	186	250	146	104	1	1
"	"	88	85	1	174	50	224	275	176	99	2	2
"	"	56	71	1	128	36	164	225	128	97	1	1
Village of Norwich	"	84	151	7	242	52	294	350	244	106	1	1
"	"	104	112	7	223	91	314	375	224	151	1	1
"	"	62	113	8	183	58	241	300	184	116	1	1
North Norwich	"	59	69	0	128	23	151	200	129	71	1	1
"	"	36	90	3	129	43	172	225	129	96	1	1
"	"	38	118	1	157	89	246	300	158	142	1	1
"	"	44	120	4	168	29	197	350	169	181	1	1
"	"	65	112	4	181	31	212	250	183	67	2	2
"	"	65	126	4	195	86	281	350	197	153	2	2
South Norwich	"	21	94	0	115	69	184	225	117	108	2	2
"	"	78	108	4	188	52	240	300	190	110	2	2
"	"	80	89	4	171	74	245	300	171	129	1	1
"	"	77	77	4	164	68	222	275	156	119	2	2
"	"	83	100	4	188	84	272	325	188	137	1	1
"	"	80	114	5	195	55	250	300	197	103	2	2
East Oxford	"	51	142	1	200	67	267	325	205	120	5	5
"	"	23	93	7	127	70	197	350	128	222	1	1
"	"	114	113	15	242	53	295	350	246	104	3	3
"	"	61	72	4	137	45	182	225	139	86	1	1

RETURN from the Records of the GENERAL ELECTION to the Legislative Assembly, 1937—Continued.

Electoral District.	Numbers of Polling Places.	Names of Candidates and Number of Votes Polled for each.		Voters at each Polling Place.			Ballot Papers sent out and how disposed of in each Polling Place.									
		Dent	Dewan	MacArthur	Total Number of Votes Polled.	Number of Votes remaining Unpolled.	Number of names on the Polling Lists.	Number of Ballot Papers sent out to each Polling Place.	Used Ballot Papers.	Unused Ballot Papers.	Rejected Ballot Papers.	Cancelled Ballot Papers.	Declined Ballot Papers.	Ballot Papers taken from Polling Places.		
Oxford— <i>Con.</i>																
East Oxford— <i>Con.</i>	No. 5	53	115	7	175	70	245	300	177	123						
North Oxford.....	" 1	17	58	2	77	48	125	175	78	97						
".....	" 2	31	48	0	79	30	109	175	79	96						
".....	" 3	21	64	0	85	52	137	200	85	115						
".....	" 4	69	74	4	147	39	186	250	147	103						
".....	" 5	43	91	6	140	57	197	250	140	110						
West Oxford.....	" 1	70	86	3	159	73	232	275	159	116						
".....	" 2	73	133	5	211	68	279	325	212	113						
".....	" 2 A	56	92	5	153	55	208	250	153	97						
".....	" 3	49	122	10	181	71	252	300	181	119						
".....	" 4	54	154	2	210	61	271	325	210	115						
Blandford.....	" 1	168	62	4	234	86	320	375	239	136						
".....	" 2	38	27	8	73	38	111	150	73	77						
".....	" 3	35	71	1	107	37	144	200	107	93						
".....	" 4	28	80	1	109	31	140	200	109	91						
".....	" 5	46	80	1	127	57	184	225	127	98						
East Nissouri.....	" 1	82	149	10	241	90	331	375	243	132						
".....	" 2	55	112	3	170	62	232	275	176	99						
".....	" 3	16	86	1	103	31	134	175	103	72						
".....	" 4	15	65	0	80	12	92	150	80	70						
".....	" 5	72	78	0	150	29	179	225	151	74						
".....	" 6	37	65	3	105	24	129	175	106	69						
".....	" 7	40	62	7	109	90	199	250	110	140						
".....	" 8	43	66	3	112	70	182	225	112	113						
East Zorra.....	" 1	69	105	3	177	45	232	275	177	98						
".....	" 1 A	81	119	5	205	37	242	300	206	94						

"	"	"	2	46	71	2	122	49	161	225	122	103	103
"	"	"	2 A	51	71	2	124	38	162	225	126	99	99
"	"	"	3	50	87	1	138	35	173	225	138	87	87
"	"	"	3 A	41	126	1	171	62	233	275	173	102	102
"	"	"	4	17	98	5	120	81	291	250	120	130	130
"	"	"	5	31	175	0	206	99	305	350	209	141	141
"	"	"	6	15	118	0	133	42	275	325	133	192	192
Tavistock	"	"	1	50	168	4	222	77	299	350	224	126	126
"	"	"	2	55	87	1	143	62	205	250	145	105	105
"	"	"	2 A	57	137	2	196	40	236	300	196	104	104
West Zorra	"	"	1	36	132	0	168	62	230	275	171	104	104
"	"	"	2	39	156	2	197	93	290	350	200	150	150
"	"	"	3	41	133	5	182	83	265	325	200	150	150
"	"	"	4	47	138	3	188	87	275	325	191	134	134
"	"	"	5	38	63	3	104	50	154	200	104	96	96
"	"	"	5 A	22	99	2	123	51	171	225	123	102	102
Emburo	"	"	1	32	68	0	100	34	134	175	100	75	75
"	"	"	1 A	28	114	3	145	40	185	224	146	78	78
Totals				9,100	11,812	1,029	21,941	7,603	29,544	36,273	22,156	14,117	162
Majority for Dewan					2,712								35

Total number of printed ballots not distributed to D.R.O's: 725. Total number of ballot papers printed: 36,998.

Party	Sound	Armbrostrong	Jackson	Returning Officer
Archieb.	42		46	
Burpee and Pt. Ferguson	8		6	
Bethune	7		5	
"	28		42	
Conger	26		17	
Cowper	35		9	
Croft	33		53	
"	9		37	
"	28		20	
Depot Harbor	181		72	
Ferrie	10		26	
Ferguson	17		30	
Gurd	81		48	
"	38		16	
"	17		35	
Harrison	57		46	

W. ROY DIXON,
Returning Officer,
Parry Sound

Chapman	43	75	62	137	59	196	225	137	88	1	1	137
"	44	20	29	49	23	72	100	50	50			72
Christie	45	55	84	139	54	193	225	139	86			139
"	46	29	19	48	22	70	100	48	52			70
Carling	47	117	52	169	74	243	275	170	105	1	1	243
Foley	48	94	129	223	62	285	325	226	99	2	1	285
North Hinmsworth	49	189	127	316	71	387	425	318	107	2	2	387
"	50	134	153	287	68	355	400	289	111			287
South Hinmsworth	51	90	88	178	35	213	250	178	72			213
"	52	89	79	168	36	204	250	168	82			204
"	53	38	15	53	29	82	100	53	47			82
Humphrey	54	80	31	111	20	131	175	112	63	1	1	175
"	55	28	0	28	11	39	75	28	47			39
"	56	29	15	44	23	67	75	44	31			67
Rosseau	57	65	84	149	45	194	225	150	75	1	1	194
Hagerman	58	74	86	160	61	221	250	160	90			221
Joly	59	8	11	19	3	22	50	19	31			22
"	60	22	23	45	14	59	75	46	29	1	1	59
Kearney	61	82	75	157	31	188	225	160	65	1	2	188
Maclar	62	17	17	44	3	47	75	44	31			47
"	63	26	31	57	11	60	100	43	57			60
"	64	12	31	43	17	60	100	43	57			60
"	65	27	5	32	5	37	50	32	18			37
Magnetawan	66	70	49	119	43	162	200	119	81			162
McMurrich	67	31	46	77	46	123	150	79	71	1	1	123
"	68	93	149	242	85	327	350	245	105			327
McDougall	69	141	103	244	147	391	425	245	180			391
"	70	47	37	84	42	126	150	87	63	2	1	126
McKellar	71	18	92	110	97	125	110	15			97
"	72	66	94	160	154	175	161	14	1	1	154
Nipissing	73	72	105	177	53	230	250	178	72	1	1	230
"	74	56	18	74	4	78	100	75	25	1	1	78
"	75	19	20	39	26	65	75	40	35	1	1	65
Parry Sound	76	148	99	247	119	366	375	250	125	3	3	366
"	77	129	68	197	110	307	325	199	126	2	2	307
"	78	142	136	278	135	413	425	279	146	1	1	413
"	79	153	137	290	136	426	450	293	157	3	3	426
"	80	195	152	347	52	499	525	352	173	5	5	499
"	81	146	120	266	122	388	400	267	133	1	1	388
Perry	82	97	108	205	87	292	325	205	120			292
"	82 A	13	15	28	13	41	50	28	22			41
"	83	68	99	167	61	228	250	170	80	3	3	228
"	84	17	32	47	27	59	75	32	43			59
Powassan	85	131	101	232	47	279	300	231	66	1	1	279
"	86	100	81	181	47	228	300	182	118			228

"	H to M	103	98	214	70	284	325	217	108	2	1
"	N to Z	103	121	233	56	289	325	233	92
East Ward	A to F	131	119	264	64	328	350	264	86
"	G to M	127	115	257	76	333	350	258	92	1
"	N to Z	108	118	247	37	281	300	250	50	2	1
South Ward	A to B	65	71	144	56	200	225	147	78	2	1
"	C to F	94	94	195	67	262	275	199	76	1	3
"	G to I	95	124	228	91	319	350	231	119	3
"	M to Q	97	119	224	70	294	325	224	101
"	R to Z	98	98	202	115	317	350	204	146	1
Port Credit	A to C	133	67	214	86	300	325	218	107	3	1
"	D to G	103	44	155	58	213	225	157	68	1
"	H to L	140	62	214	62	276	300	216	84	2
"	M to P	133	108	246	78	324	350	246	104
"	Q to Z	128	72	214	75	289	325	221	104	7
Streetsville	No. 1	128	98	228	16	244	275	229	46	1
"	" 2	87	98	186	24	210	225	189	36	2	1
Bolton	A to L	91	88	183	43	226	250	188	62	3	1
"	M to Z	90	67	161	48	209	225	161	64
Toronto Gore	"	51	145	197	37	234	250	197	53
Grahamsville	"	66	140	212	66	278	300	217	83	5
Castlemore	"	2
Albion Tp.	"	1
Macville	"	85	107	193	68	261	275	193	82
Lockton	"	34	102	138	28	166	200	138	62
Bolton Station	"	67	105	175	103	278	300	176	124	1
Palgrave	A to L	73	58	131	79	210	225	131	94
"	M to Z	101	57	161	65	226	250	161	89
Castlederg	"	42	67	115	50	165	200	115	85
Caledon East	"	102	101	204	82	286	300	206	94	2
Mono Mills	"	66	27	93	34	127	150	93	57
Caledon	"	7
Belfountain	"	60	133	222	38	260	275	223	52	1
Huglewood	"	95	176	293	73	366	400	294	106	1
Caledon East	"	154	100	261	62	323	350	262	88	1
Mono Mills	"	125	45	171	38	209	225	171	54
Caledon	A to M	90	88	178	14	192	225	181	44	3
"	N to Z	51	82	133	8	141	175	134	41	1
Alton	A to L	79	88	169	22	191	225	171	54	2
"	M to Z	66	82	168	21	189	200	169	31
Cataract	"	85	109	180	31	211	250	180	70
Melville	"	85	83	170	26	196	225	171	54	1
Chingtaouisy	"	1
Nortonville	"	65	148	217	48	265	275	218	57	1
Mayfield	"	82	128	210	45	255	275	211	64

Ken. McLWICK, Returning Officer.

RETURN from the Records of the GENERAL ELECTION to the Legislative Assembly, 1937—Continued.

Electoral District.	Numbers of Polling Places.	Names of Candidates and Number of Votes Polled for each.			Voters at each Polling Place.				Ballot Papers sent out and how disposed of in each Polling Place.					
		Kennedy	Marshall	Pawley	Total Number of Votes Polled.	Number of Votes remaining Unpolled.	Number of names on the Polling Lists.	Number of Ballot Papers sent out to each Polling Place.	Used Ballot Papers.	Unused Ballot Papers.	Rejected Ballot Papers.	Cancelled Ballot Papers.	Declined Ballot Papers.	Ballot Papers taken from Polling Places.
Peel—Cont.	Sandhille.....	98	145	0	243	45	288	325	244	81	1
	Huttonville.....	85	110	5	200	50	250	275	200	75
	71	85	4	160	58	218	250	162	88	2
	Alloa.....	80	166	8	254	50	304	325	255	70	1
	Cheltenham.....	56	87	0	143	34	177	200	144	56	1
	57	115	2	174	34	208	225	174	51
	Number Ten.....	62	111	8	181	34	215	225	182	43	1
	63	93	2	158	54	212	225	158	67
	Victoria.....	122	141	2	265	31	296	325	267	58	1
	Toronto Tp.
	Port Credit—
	(Centre Rd.).....	146	87	10	243	72	315	350	247	103	2
	146	68	23	237	66	303	325	244	81	3
	Erindale.....	162	70	4	236	4	240	275	237	38	1
	114	84	1	199	86	285	300	202	98
	Cooksville.....	157	100	14	271	62	333	350	272	78	1
	128	88	13	229	82	311	325	235	90	5
	108	96	9	213	53	266	300	215	85
	139	80	12	231	74	305	325	233	92	1
	Dixie.....	138	94	6	238	73	311	325	239	86	1
.....	90	40	7	137	139	276	300	138	162	1	
.....	143	80	8	231	218	250	233	17	
Harris' Corners.....	82	77	4	163	54	217	250	166	84	1	
.....	80	90	4	174	45	219	250	176	74	2	
.....	79	70	6	155	52	207	225	159	66	4	
Meadowdale.....	63	82	1	146	47	193	225	146	79	

Palestine.....	" 7	91	121	0	212	84	296	325	214	111	2
Malton.....	" 8	100	162	7	269	42	311	325	271	54	2
Clarkson.....	A to G " 9	101	80	10	191	70	261	275	192	83	1
".....	H to O " 9	96	68	7	171	72	243	275	173	102	2
".....	P to Z " 9	119	79	5	203	58	261	275	204	71	1
Lorne Park.....	A to K " 10	94	121	21	236	69	305	325	241	84	3	2
".....	L to Z " 10	119	81	18	218	88	296	325	227	98	9
Lakeview.....	A to L " 11	121	84	14	219	72	291	325	220	105	1
".....	M to Z " 11	107	108	12	227	49	276	300	232	68	4	1
".....	A to F " 12	131	61	32	224	91	315	350	226	124	2
".....	G to M " 12	145	91	19	255	80	335	350	258	92	3
".....	N to Z " 12	146	84	32	262	76	338	375	265	110	1	2
Totals.....		8,228	7,949	657	16,834	4,726	21,547	23,750	16,988	6,762	106	35
Majority for Kennedy.....												13

Total number of printed ballots not distributed to D.R.O's: 50. Total number of ballot papers printed: 24,000.

Perth.....	City of Stratford.	Dickson	Henry									
	No. 1 A											
Avon.....	" 1 B	101	69	170	42	212	250	171	79	1
".....	" 2 A	69	62	131	32	163	200	131	69
".....	" 2 B	77	50	127	29	156	175	127	48
".....	" 3	69	36	105	19	124	150	105	45
".....	" 4	120	75	195	30	225	250	195	55
".....	" 5 A	121	74	195	48	243	275	196	79
".....	" 5 B	80	80	160	30	190	225	162	63	2
".....	" 6	97	66	163	37	200	225	164	61
".....	" 1 A	100	102	202	70	272	300	203	97	1
Falstaff.....	" 1 B	96	75	171	32	203	225	174	51	3
".....	" 2 A	90	60	150	51	201	225	153	72	3
".....	" 2 B	53	72	125	24	149	175	130	45	5
".....	" 3 A	103	57	160	23	183	225	160	65
".....	" 3 B	73	69	142	59	201	225	143	82	1
".....	" 4	54	58	112	27	139	175	113	62
".....	" 5	83	63	146	36	182	200	147	53	1
Hamlet.....	" 1 A	143	85	228	70	298	325	229	96
".....	" 1 B	73	58	131	35	166	200	133	67	2
".....	" 2 A	84	69	153	49	202	225	156	69	3
".....	" 2 B	93	78	171	48	219	250	171	79
".....	" 3	94	67	161	39	200	225	164	61	3
".....	" 3	127	80	207	61	271	300	209	91

W. R. PRATT,
Returning Officer.

RETURN from the Records of the GENERAL ELECTION to the Legislative Assembly, 1937—Continued.

Electoral District.	Numbers of Polling Places.	Names of Candidates and Number of Votes Polled for each.		Voters at each Polling Place.			Ballot Papers sent out and how disposed of in each Polling Place.						
		Dickson	Henry	Total Number of Votes Polled.	Number of Votes remaining Unpolled.	Number of names on the Polling Lists.	Number of Ballot Papers sent out to each Polling Place.	Used Ballot Papers.	Unused Ballot Papers.	Rejected Ballot Papers.	Cancelled Ballot Papers.	Declined Ballot Papers.	Ballot Papers taken from Polling Places.
Perth—Con.....	Hamlet—Con..... No. 4	91	80	171	66	237	275	174	101	2	1
	Romeo..... " 1	71	69	140	37	177	200	142	58	2
	"..... " 2 A	81	61	145	46	191	225	147	78	2
	"..... " 2 B	83	52	135	52	187	225	137	88	2
	"..... " 3 A	91	81	172	53	225	250	174	76	1
	"..... " 3 B	119	76	195	52	247	275	197	78	1
	"..... " 4 A	66	53	119	25	144	175	119	56
	"..... " 4 B	81	49	130	53	183	200	130	69
	"..... " 5 A	60	60	120	20	140	175	121	54	1
	"..... " 5 B	72	37	109	30	139	175	109	66
	"..... " 6 A	92	89	181	49	230	250	185	65	4
	"..... " 6 B	102	90	192	41	233	275	194	81	2
	"..... " 7 A	111	48	159	42	201	275	160	65	1
	"..... " 7 B	70	45	115	20	135	175	118	57	3
	"..... " 8 A	121	109	230	62	292	325	236	89	2
	"..... " 8 B	68	45	113	36	149	175	115	60	2
	"..... " 9 A	74	57	131	41	172	200	133	67	2
	"..... " 9 B	62	51	113	31	144	175	114	61
	"..... " 10	61	41	102	13	115	150	102	48
	"..... " 11 A	89	75	164	74	238	275	167	108	1
"..... " 11 B	48	58	106	41	147	175	107	68	1	
"..... " 12	102	73	175	82	257	300	181	119	6	
Shakespeare..... " 1 A	86	61	147	34	181	225	147	78	
"..... " 1 B	56	54	110	40	150	175	110	65	
"..... " 2 A	77	64	141	40	181	225	143	82	
"..... " 2 B	91	55	146	26	172	200	146	54	

"	"	3 A	58	61	119	18	137	175	123	52	4
"	"	3 B	59	53	112	47	159	175	115	60	3
"	"	4	121	75	196	58	254	300	196	104
"	"	5 A	73	55	132	33	161	200	128	72	4
"	"	5 B	77	55	132	47	179	225	136	89
"	"	6 A	90	83	173	41	214	250	178	72	2	3
"	"	6 B	74	69	143	43	187	225	144	81	1
"	"	7 A	75	80	155	43	198	225	157	68	2
"	"	7 B	68	51	119	29	148	175	119	56
"	"	8	83	70	153	60	213	250	154	96	1
Advance Poll—Stratford.....			96	74	170	170	250	171	79	1
Town of St. Mary's.....			75	94	169	41	210	250	169	81
"	"	1	103	80	183	93	276	300	183	117
"	"	2	92	79	171	62	233	275	173	102	2
"	"	3	57	51	108	54	162	200	111	89	3
"	"	4	61	59	120	46	166	200	120	80
"	"	5 A	70	57	127	50	177	200	131	69	2	2
"	"	5 B	70	102	172	56	228	250	173	77	1
"	"	6	96	80	185	66	251	275	189	86	4
"	"	7	115	66	181	65	246	275	182	93	1
"	"	8	43	51	94	45	139	175	95	80	1
"	"	9 A	84	64	148	52	200	225	160	65	12
"	"	9 B	64	72	136	47	183	200	136	64
"	"	10	72	82	154	55	209	225	159	66	5
"	"	11	78	50	128	41	169	200	129	71	1
Town of Mitchell, North Ward	"	1 A	73	43	116	49	165	200	117	83	1
"	"	1 B	79	70	149	53	202	250	150	100	1
"	"	2	116	113	229	73	302	350	233	117	4
"	"	West Ward	102	66	168	55	223	250	168	82
"	"	South Ward	59	62	121	40	161	200	121	79
Town of Listowel.												
Bismark.....	"	1 A	102	86	188	59	247	275	189	86	1
"	"	1 B	88	65	153	62	215	250	155	95	2
Gladstone.....	"	2 A	95	112	207	95	302	350	208	142	1
"	"	2 B	59	47	106	62	168	200	108	92	2
Victoria.....	"	3 A	116	94	210	98	308	350	211	139	1
Dufferin.....	"	4 A	100	99	199	51	250	300	200	100	1
"	"	4 B	61	100	161	51	212	250	166	84	5
Landsdown.....	"	5	113	112	225	75	300	325	227	98	2
Town of Palmerston.												
Advance Poll.....	"	1	48	44	92	92	175	92	83
North Ward.....	"	2 A	138	106	244	96	340	375	245	130	1
West Ward.....	"	2 B	52	65	117	54	171	200	117	83
"	"	3 A	55	52	107	40	147	175	109	66	1	1
East Ward.....	"	3 A	75	98	173	75	248	275	174	101	1

RETURN from the Records of the GENERAL ELECTION to the Legislative Assembly, 1937—Continued.

Electoral District.	Numbers of Polling Places.	Names of Candidates and Number of Votes Polled for each.	Voters at each Polling Place.				Ballot Papers sent out and how disposed of in each Polling Place.						
			Total Number of Votes Polled.	Number of Votes remaining Unpolled.	Number of names on the Polling Lists.	Number of Ballot Papers sent out to each Polling Place.	Used Ballot Papers.	Unused Ballot Papers.	Rejected Ballot Papers.	Cancelled Ballot Papers.	Declined Ballot Papers.	Ballot Papers taken from Polling Places.	
Perth <i>Con.</i>	East Ward— <i>Con.</i>	No. 3 B	131	148	279	325	132	193	1	1	1	193	325
	Village of Milverton	" 1 A	290	68	358	400	293	107	3	3	3	107	400
	"	" 1 B	247	60	307	350	248	102	1	1	1	102	350
	Blanshard Tp.	" 1	119	41	163	200	119	81	1	1	1	81	200
	"	" 2	143	51	194	225	143	82	1	1	1	82	225
	"	" 3	146	65	211	250	147	103	1	1	1	103	250
	"	" 4	193	59	252	275	193	82	1	1	1	82	275
	"	" 5	157	64	221	250	157	93	1	1	1	93	250
	"	" 6	172	54	226	250	172	78	1	1	1	78	250
	Downie Tp.	" 1	209	50	259	300	210	90	1	1	1	90	300
	"	" 2	152	51	226	250	176	74	1	1	1	74	250
	"	" 3	187	65	295	325	231	94	1	1	1	94	325
	"	" 4	130	59	275	275	190	85	1	1	1	85	275
	"	" 5	93	81	245	275	175	100	1	1	1	100	275
	"	" 6	132	65	229	275	198	127	1	1	1	127	275
	Fullarton Tp.	" 1	125	18	187	225	146	79	2	2	2	79	225
	"	" 2	60	48	151	200	103	97	1	1	1	97	200
	"	" 3	114	39	170	175	154	21	1	1	1	21	175
	"	" 4	71	50	173	200	121	79	1	1	1	79	200
	"	" 5	79	47	173	200	126	74	1	1	1	74	200
"	" 6	68	71	187	225	116	109	1	1	1	109	225	
"	" 7	64	34	131	150	99	51	1	1	1	51	150	
✓ Ellice Tp.	" 1	101	40	200	225	162	63	2	2	2	63	225	
"	" 2	59	55	156	200	101	99	1	1	1	99	200	
"	" 3	55	25	135	175	80	175	1	1	1	81	175	
"	" 4 A	92	51	191	225	140	85	1	1	1	85	225	

W. Cook, Park-Sherbrooke	8 A	62	36	79	177	61	238	275	98	177
"	8M	47	20	57	124	29	153	175	125	50
181 Stewart	9	111	21	118	250	101	351	375	250	125
273 Dalhousie St.	10 A	75	13	68	156	66	222	250	157	93
"	10M	46	8	74	168	40	168	200	130	70
241 George	11	102	24	82	208	67	275	300	210	90
346 Aylmer St.	12 A	96	12	62	170	53	223	250	170	80
"	12M	49	10	41	100	36	136	150	101	49
350 Water St.	13	112	30	99	241	93	334	375	244	131
Legion Hall, Murray St.	14	112	25	121	258	70	328	375	262	113
450 George	15	82	11	68	161	46	207	225	164	61
Henderson's St'ce, King-Be'e	16 A	66	22	100	188	46	231	275	189	86
"	16M	81	14	71	166	46	212	250	169	81
265 Park St.	17 A	74	35	85	194	27	221	250	194	56
273 William St.	17M	53	5	58	126	41	170	200	128	72
529 King St.	18 A	74	5	84	163	40	203	225	165	60
"	18M	64	5	79	148	52	200	225	150	75
320 Pearl Ave.	19 A	101	18	61	180	35	215	250	183	67
308 Pearl Ave.	19M	82	6	73	161	53	214	250	163	87
338 Reid St.	20	163	27	102	292	65	357	400	293	107
467 Rubidge St.	21	132	25	87	244	79	323	375	246	129
473 Dongal St.	22 A	75	26	76	177	43	220	250	177	73
"	22M	71	13	58	142	43	185	225	145	80
579 Homewood Ave.	23 A	124	4	57	185	52	237	275	187	88
"	23M	93	10	54	157	40	197	225	157	68
Jim Dewart, Park and Elm	24 A	131	11	72	214	56	270	300	217	83
420 London St.	24M	103	19	61	183	40	223	275	185	90
"	25 A	68	20	76	161	115	279	325	167	158
"	25M	49	9	85	143	12	155	200	143	57
174 McDonnell St.	26	123	22	123	268	75	343	375	271	104
576 Aylmer St.	27 A	90	14	85	189	49	238	275	189	86
"	27M	64	9	65	138	38	176	200	138	62
559 Harvey St.	28 A	69	25	100	194	43	237	275	196	79
"	28M	74	6	67	147	38	185	225	151	74
Hooper's Store, Geo.-Dublin	29 A	85	18	111	214	44	258	300	214	86
"	29M	58	11	57	126	26	152	175	126	49
668 Stewart St.	30 A	115	30	80	225	50	275	225	225	100
"	30M	60	16	47	123	39	162	200	124	76
689 Water St.	31 A	68	20	55	143	43	186	225	145	80
"	31M	71	21	69	161	52	213	250	163	87
733 George St.	32	126	17	117	260	54	314	375	261	114
865 Water St.	33 A	80	12	75	167	32	199	250	170	80
"	33M	58	18	69	145	35	180	225	146	79
97 Robinson St.	34 A	93	19	70	182	68	250	275	184	91
"	34M	64	27	42	133	52	185	225	135	90

Returning Officer.

V. EASTWOOD.

Booth 1, Council Chamber	54 A	33	1	99	133	44	177	225	136	89	3	..
" 2	54M	48	8	99	155	44	199	225	156	69	1	..
" 1, Town Hall	55 A	49	4	86	139	50	189	225	139	86
" 2	55M	45	7	99	131	37	188	225	152	73
Town Hall, Lakefield	56	154	14	177	345	85	430	475	348	127	3	..
Walter Chappell's House	57	142	11	181	334	84	418	475	338	137	3	1
N. Council Cham. Norwood	58	81	3	135	222	52	274	300	223	77	1	..
O. Council Cham. Norwood	59	77	2	155	234	51	285	325	236	89	2	..
Weir's House, Villiers	60	45	0	55	100	19	119	150	100	50
Ind. Riv. Hall, Ind. Riv.	61	165	1	37	203	35	238	275	203	72
Town Hall, Keene	62	134	24	88	246	74	320	375	247	128	1	..
Lang Town Hall	63	90	0	36	136	55	181	225	126	99
Mrs. C. Howson's House	64	103	13	45	161	27	188	225	162	63	1	..
Union Hall, Mather's Cor's.	65	126	4	54	184	87	271	300	184	116
Stewart's Hall	66	63	2	52	117	81	158	200	119	81	2	..
Orange H., Downer's Cor's.	67	138	16	101	255	54	309	350	255	95
Rice Lake, Indian Reserve	67 A	3	0	1	4	1	5	25	4	21
Town Hall, Warsaw	68	172	4	116	292	55	347	400	292	108
Cottesloe School	69	60	1	56	117	17	134	150	119	31	2	..
Ninth Line School	70	50	4	59	113	19	132	150	132	31	4	2
Orange Hall, Hall's Glen	71	34	0	36	70	42	112	125	112	53	2	..
Stoney Lake, Cheese Fac.	72	34	0	27	61	2	63	125	64	61	3	..
William H. Elliott's House	73	10	0	31	41	4	45	75	41	34
Town Hall, Lakehurst	74	88	4	46	138	12	150	200	140	60	2	..
Ventruss S. H., Nogies Creek	75	58	3	28	89	19	108	150	89	61
True Blue Hall, Buckhorn	76 A	115	9	126	250	38	288	350	252	98	2	..
76												
Caldwell's School House	77	63	3	70	136	21	157	200	136	64
Post's School House	78	42	0	62	104	11	115	200	106	94	2	..
Hale's School House	79	53	6	67	126	15	141	175	126	46	..	3
D. Coon's House, Douro	80	62	1	111	174	39	213	250	174	76
M. J. Leahy's House	81	180	4	22	206	64	270	300	207	93	1	..
Town Hall, Douro	82	150	3	9	162	19	181	225	163	62	1	..
Fred Bissonnette's House	83	94	15	82	191	60	251	300	192	108	1	..
Rush P.C. School, Methuen	84	56	2	101	159	35	194	225	161	64	2	..
South Lake School	85	9	0	22	48	17	48	75	31	44
Carol's School	86	5	1	16	22	..	15	25	16	3
Belmont Town Hall	87	46	9	167	222	50	272	300	225	75	3	..
Mrs. J. Freeman's House	88	27	0	32	59	19	78	100	59	41
Oak Lake School	89	18	1	12	31	3	34	50	31	19
Old Havelock School	90	57	0	58	115	41	156	200	116	84	1	..
Steenburgh's Hall, Cordova	91	60	14	50	124	37	161	200	124	76
Booth 1, Mrs. Howson's H.	92 A	88	0	81	169	39	208	225	169	56
" 2	92 M	33	1	88	122	14	136	175	122	53
L. B. Scriver's House	93	91	0	53	144	55	199	250	145	105	1	..

RETURN from the Records of the GENERAL ELECTION to the Legislative Assembly, 1937—Continued.

Electoral District.	Numbers of Polling Places.	Names of Candidates and Number of Votes Polled for each.			Voters at each Polling Place.			Ballot Papers sent out and how disposed of in each Polling Place.						
		Elliott	Johnson	Lancaster	Total Number of Votes Polled.	Number of Votes remaining Unpolled.	Number of names on the Polling Lists.	Number of Ballot Papers sent out to each Polling Place.	Used Ballot Papers.	Unused Ballot Papers.	Rejected Ballot Papers.	Cancelled Ballot Papers.	Declined Ballot Papers.	Ballot Papers taken from Polling Places.
Peterborough														
—Cont.														
	Town Hall, Westwood	No. 94		Lancaster	179	40	219	250	180	70	1			
	M. English's House	" 95	2	86	91	30	127	200	138	62	1			
	Mount Julian School	" 96	2	16	119	3	121	175	119	56	1			
	Town Hall, Apsley	" 97	1	64	53	3	118	250	189	61	5			
	Rickle's School	" 98	3	95	89	12	199	75	24	51				
	School House No. 4	" 99	0	15	9	14	38	114	114	36				
	Tom Bacon's House	" 100	1	41	72	15	129	125	89	36	1			
	Peacock's House, Fortescue " 101	" 101	2	36	50	13	88	50	23	27				
	Totals		1,849	9,501	10,603	5,630	27,583	32,850	21,909	10,985	149	18	14	
	Majority for Elliott				1,102									

Total number of printed ballots not distributed to D.R.O's: 2,150. Total number of ballot papers printed: 35,000.

Port Arthur	Port "	No.	Cox	McKevitt	Wardrope	Ballot Papers sent out and how disposed of in each Polling Place.								
						Used Ballot Papers.	Unused Ballot Papers.	Rejected Ballot Papers.	Cancelled Ballot Papers.	Declined Ballot Papers.	Ballot Papers taken from Polling Places.			
		1	101	7	98	206	61	267	325	206	113	4	2	
		1A	102	2	81	185	46	231	275	185	89	1		
		"	116	8	79	203	124	327	375	203	170	2		
		2A	124	6	86	216	110	326	375	216	157	1		
		"	229	15	63	307	185	492	475	307	153	14	1	
		3A	181	14	72	267	168	435	475	267	197	10		
		"	82	8	52	142	35	177	225	142	82	1		
		"	94	11	50	155	49	204	250	155	92	3		
		"	164	9	111	284	83	367	425	284	138	3		

"	5 A	132	17	68	217	60	277	325	217	101	7
"	6	194	15	61	270	103	373	450	270	175	5
"	6 A	154	9	60	223	88	311	375	223	148	4
"	7	126	11	100	237	91	328	375	237	132	5
"	7 A	117	12	97	226	70	296	350	226	124	3
"	8	177	25	49	251	80	331	375	251	123	1
"	8 A	169	17	77	263	60	323	375	263	110	2
"	9	85	15	21	121	25	146	175	121	51	3
"	9 A	57	18	11	86	31	117	150	86	64	1
"	10	130	13	119	262	110	372	425	262	160	2
"	10 A	169	10	109	288	62	350	400	288	108	3
"	11	88	15	85	188	37	225	275	188	85	1
"	11 A	75	6	75	156	33	189	225	156	68	1
"	12	85	20	62	167	32	193	225	167	58	1
"	12 A	37	7	72	116	40	156	200	116	83	1
"	13	98	17	72	187	66	253	300	187	112	1
"	13 A	82	13	73	168	59	227	275	168	104	3
"	14	80	20	58	158	66	224	275	158	117	2
"	14 A	88	11	26	176	51	176	200	176	73	1
"	15	158	16	141	315	75	300	375	315	59	1
"	15 A	122	7	115	244	49	293	400	244	154	1
"	16	176	18	79	273	73	346	400	273	123	4
"	16 A	187	26	61	271	76	350	400	271	123	3
"	17	116	11	71	198	46	244	275	198	77	1
"	17 A	89	15	62	166	40	206	250	166	82	2
"	18	109	21	94	221	9	233	350	221	125	1
"	18 A	112	16	71	199	30	223	275	199	76	1
"	19	99	18	33	150	19	169	200	150	50	1
"	19 A	66	9	33	108	32	140	150	108	41	1
"	20	201	26	73	300	75	375	425	325	96	4
"	20 A	168	31	50	249	29	278	275	249	24	2
"	20 B	31	0	19	50	15	65	100	50	49	1
"	20 C	19	3	26	48	45	93	125	48	76	1
Mobert	101	0	0	3	3	2	5	25	3	47	2
G. Timber, Camp 6, Pringle	102	3	0	0	3	20	23	50	3	22	1
"	103	4	4	1	9	10	19	25	9	15	1
Heron Bay	104	7	5	0	12	18	30	50	12	37	1
Peninsula	105	6	0	0	6	11	17	25	6	19	1
Goldwell	106	16	7	14	37	15	52	75	37	37	1
Pigeon Timber	107	1	0	2	3	15	18	25	3	28	2
"	108	9	7	6	22	12	34	50	22	22	2
"	109	2	4	1	7	4	11	25	7	18	1
"	110	17	4	14	35	17	52	100	35	65	1
"	111	12	4	2	18	2	20	50	18	32	1
"	112	4	1	10	18	5	23	50	18	30	2
"	113	4	1	10	18	5	23	50	18	30	2

Returning Officer.

H. B. DAWSON.

RETURN FROM THE RECORDS OF THE GENERAL ELECTION TO THE LEGISLATIVE ASSEMBLY, 1937—Continued.

Electoral District.	Numbers of Polling Places.	Names of Candidates and Number of Votes Polled for each.		Voters at each Polling Place.			Ballot Papers sent out and how disposed of in each Polling Place.								
		Cox	McKevitt	Wardrope	Total Number of Votes Polled.	Number of Votes remaining Unpled.	Number of names on the Polling Lists.	Number of Ballot Papers sent out to each Polling Place.	Used Ballot Papers.	Unused Ballot Papers.	Rejected Ballot Papers.	Cancelled Ballot Papers.	Declined Ballot Papers.	Ballot Papers taken from Polling Places.	
Port Arthur - Con	Pigeon Timber Camp 94, No. 114	11	2	11	24	24	48	100	24	76					
	Jackfish.....	39	20	6	65	26	91	100	65	35					
	Cooks Lake (Schreiber).....	13	4	2	19	5	24	50	19	31					
	Rosport.....	25	5	21	51	45	96	125	51	74					
	Hewitson Camp (PaysPlatt).....	11	0	6	17	26	43	50	17	33					
	T. Falls near Ozone Camp 3.....	8	2	0	10	2	12	25	10	14		1			
	" 4.....	8	2	1	11	7	18	25	11	14					
	" 5.....	21	2	0	23	7	30	50	23	26		1			
	Lake Sulphite Hertz P.O.....														
	Nipigon.....	7	2	0	9	2	11	25	9	16					
	Prov. Pap. Co. C. 1 Hurkett.....	7	0	1	8	4	12	25	8	1					
	" 2.....	2	2	10	14	16	30	50	14	35		1			
	" 3.....	7	0	2	9	4	13	25	9	16					
	" 4.....	7	2	2	11	3	14	25	11	14					
	Pigeon Timber C. 1.....	6	4	8	18	20	38	50	18	32					
	" 2.....	3	2	4	9	9	18	25	9	16					
	" 3.....														
	" 4.....	8	0	6	14	6	20	25	14	11					
	" 5.....	6	1	1	8	12	20	25	8	17					
	Hurkett.....	65	35	20	120	29	149	175	120	55					
Dorion East.....	43	9	57	109	36	145	175	109	66						
" West.....	31	25	17	73	46	119	125	73	51		1				
Pass Lake.....	11	7	5	23	9	32	50	23	27						
Silver Islet.....	9	0	0	9	13	22	50	9	41						
Gorham South.....	76	5	24	105	19	124	150	105	43		2				
" North.....	78	8	32	118	46	164	275	118	153		4				

Greer's C., Strawn, Creek	140	0	2	3	1	3	3	1	4	25	3	22
Masabha C., Lit. Dog Lake	141	0	0	3	4	3	3	4	7	25	3	22
Kannistiquia	142	10	15	83	17	83	17	100	100	125	83	42
Pig. Tim. C. 80 Dog Lake.	143	3	1	5	2	5	5	7	7	25	5	20
" 81	144	1	3	8	5	8	8	13	13	25	8	17
" 101	145	3	0	3	1	3	3	4	4	25	3	22
" 102	146	4	0	5	14	5	5	19	19	25	5	20
Long Lac	147	38	20	61	80	61	61	141	141	175	61	113
Hardrock Station	150	5	8	14	2	14	14	16	16	25	14	10
Geraldton	151	54	82	144	37	144	144	181	181	200	144	56
" A to F	152	89	98	268	77	268	268	300	300	300	191	107
" G to P	153	42	55	108	35	108	108	143	143	150	108	42
" Q to Z	154	43	135	187	29	187	187	216	216	250	187	63
Little Long Lac Gold Mine	154	9	5	96	24	96	96	120	120	125	96	27
McLeod Cocksutt	155	29	62	40	11	40	40	51	51	75	40	31
Hard Rock Gold Mine	156	14	25	109	28	109	109	137	137	150	109	40
Bankfield Gold Mine	157	24	73	43	14	43	43	57	57	75	43	31
Jellicoe Consolidated Mine	158	13	27	32	3	32	32	35	35	50	32	18
Hutchison Lake Mine	159	6	22	28	28	28	28	123	123	150	95	53
Jellicoe	160	70	5	20	18	20	20	48	48	75	30	45
Nezah	161	16	12	30	17	30	30	40	40	50	23	27
Jackpine	162	13	7	23	17	23	23	40	40	50	23	27
Beardmore	163	103	11	164	90	164	164	254	254	275	164	108
Stytle's Camp 1	164	4	0	7	5	7	7	10	10	25	7	18
" 2	165	6	1	7	3	7	7	10	10	25	7	18
" 3	166	2	0	4	1	4	4	5	5	25	4	21
Northern Empire Mine	167	50	21	82	16	82	82	98	98	125	82	43
Sturgeon River Mine	168	15	16	42	28	42	42	70	70	100	42	57
Leitch Gold Mine	169	29	45	82	41	82	82	123	123	150	82	63
Macdarmid	172	61	2	72	31	72	72	103	103	125	72	51
Orient Bay	173	12	10	23	6	23	23	29	29	50	23	27
McKirdy	174	5	0	5	2	5	5	7	7	25	5	20
Ken Shaw's Camp Hogarth	176	6	2	12	2	12	12	14	14	25	12	13
Don Clark's Camp	177	0	12	0	0	0	0	12	12	25	12	13
Lake Sulphite Camp	178	5	0	6	6	6	6	12	12	25	6	19
Hydro	179	33	39	73	24	73	73	97	97	125	73	52
Lake Sulphite "Loofquist"	180	4	0	5	6	5	5	11	11	25	5	20
Collins	181	2	1	3	2	3	3	5	5	25	3	22
Chromium Mine	182	10	6	20	9	20	20	29	29	50	20	22
Armstrong	184	71	67	138	24	138	138	162	162	175	138	36
Willett	185	8	12	21	9	21	21	30	30	50	21	29
Tashota	186	31	6	48	31	48	48	79	79	100	48	51
Tashota Mine	187	3	5	9	29	9	9	38	38	50	9	41
Kowkash	189	2	0	8	5	8	8	13	13	25	8	17
Nakina	190	110	58	178	173	178	178	351	351	400	178	222
Mtchipicoten Island	191	7	5	25	10	25	25	35	35	50	25	25

RETURN from the Records of the GENERAL ELECTION to the Legislative Assembly, 1937—Continued.

Electoral District.	Numbers of Polling Places.	Names of Candidates and Number of Votes Polled for each.		Voters at each Polling Place.			Ballot Papers sent out and how disposed of in each Polling Place.									
		Cox	McKevitt	Wardrope	Total Number of Votes Polled.	Number of Votes remaining Unpolled.	Number of names on the Polling Lists.	Number of Ballot Papers sent out to each Polling Place.	Used Ballot Papers.	Unused Ballot Papers.	Rejected Ballot Papers.	Cancelled Ballot Papers.	Declined Ballot Papers.	Ballot Papers taken from Polling Places.		
Port Arthur—Cont.	Wagamine Station. No. 192	7	1	10	18	2	20	50	18	32						
	Abitibi Camp near Mobert " 193	17	2	3	22	77	99	125	22	101			1	1		
	F. Sinclair's C. Stur. River " 194	11	5	5	21	50	71	100	21	79						
	Robinson's C. Black River " 195	1	2	7	10	8	18	50	10	40						
	Abitibi Power C. at Ripple " 196	19	2	6	27	36	63	100	27	73						
	Broderick's C. at Long Lac " 197	50	3	17	70	17	87	125	70	53			2			
	Hays Hydro C. at Long Lac " 198	45	11	13	69	71	140	175	69	105			1			
	Arrow Land Logging Co. " 199	24	2	6	32	17	49	100	32	68						
	Cavell—(Kow Kash) " 200	1	9	16	26	10	36	50	26	24						
	Slate Island Camp Jackfish " 201	22	3	5	30		30	200	30	170						
	Advance Poll, Nakina " 202	33	28	50	111		111	150	111	39						
	" Schreiber " 203	63	3	21	87		87	200	87	113						
	Port Arthur															
	McIntyre—															
	No. 3 School, Oliver Rd. " 21	44	6	18	68		20	100	68	31			1			
	" 5 " John St. Rd. " 22	48	2	10	60		16	100	60	40						
	" 2 " Dawson Rd. " 23	80	5	38	123		32	155	123	26			1			
	" 4 " Intola " 24	46	10	18	74		22	96	74	50			1			
	" 6 " Jumbo Gar. " 25	66	9	42	117		28	145	117	58						
	" 5 " Oliver Rd. " 26	26	0	16	42		7	45	50	42			1			
" 7 " " " 27	11	9	14	34		8	42	34	13							
" 3 " Morgan Rd. " 28	51	7	14	72		30	102	72	51				2			
McGregor McKenzie School " 29	35	4	16	55		33	88	100	55							
Loon Hogan's Store " 30	17	11	16	44			40	50	44							
Pearl C. P. R. Station " 31	6	6	10	22		6	28	50	22							
Nipigon Court House " 32	204	57	72	333		152	485	333	163				3	1		

Red Rock ... C.O. A to H " 33	79	12	30	121	61	182	200	121	77	2
" " " " 1 to P " 33 A	75	11	15	101	47	148	175	101	72	2
" " " " Q to Z " 33 B	58	12	17	87	26	113	125	87	34	3
Schreiber A to L " 34	100	51	84	238	123	361	375	238	136	1
" " " " M to Z " 34 A	81	53	107	244	129	373	425	244	181	1
Totals	8,006	1,263	4,940	14,209	5,213	19,418	23,800	14,209	9,375	139
Majority for Cox	3,066									39
										6
										3

Total number of printed ballots not distributed to D.R.O's: 200. Total number of ballot papers printed: 24,000.

Prescott	Auger	Beaudoin	Belanger	113	130	243	275	113	162	
East Hawkesbury Tp. No. 1	44	9	60	90	55	145	175	92	83	2
" " " " " 2	23	9	58	130	79	274	300	104	104	1
" " " " " 3	48	17	130	195	68	153	175	68	107	
" " " " " 4	5	17	46	68	85	153	175	68	107	
" " " " " 5 A	30	8	53	91	51	142	175	91	84	
" " " " " 5 B	39	7	91	137	54	191	225	137	88	
Town of Hawkesbury. 1 A	136	26	41	203	64	267	275	207	64	1
" " " " " 1 B	99	14	20	133	40	173	200	133	67	
" " " " " 2 A	198	16	55	269	80	349	375	271	104	2
" " " " " 2 B	140	9	41	199	45	244	250	202	48	3
" " " " " 3 A	165	28	72	265	143	408	425	271	154	5
" " " " " 3 B	121	23	46	190	57	247	275	191	84	1
" " " " " 4 A	210	16	47	273	15	288	350	275	75	2
" " " " " 4 B	160	20	63	243	140	383	400	248	152	5
" " " " " 5 A	133	33	44	210	29	239	250	212	38	2
" " " " " 5 B	42	13	26	81	115	196	225	81	144	
" " " " " 6 A	120	28	20	168	70	238	250	170	80	2
" " " " " 6 B	83	25	25	133	33	166	200	136	64	1
West Hawkesbury Tp. 1 A	36	25	29	110	75	185	225	112	113	2
" " " " " 1 B	69	12	35	116	28	144	150	117	33	1
" " " " " 2	25	7	67	99	60	159	175	99	76	
Village of L'Original 1	60	20	145	225	67	292	325	226	99	1
" " " " " 2	37	3	134	174	48	292	250	175	75	
Longueil Tp. 1	26	8	50	84	72	156	175	84	91	
" " " " " 2 A	30	22	81	136	12	148	200	136	64	
" " " " " 2 B	22	4	43	69	87	156	175	69	106	
Alfred Tp. 1 A	68	6	139	213	210	210	250	214	36	1
" " " " " 1 B	36	14	119	169	2	171	200	170	30	1
" " " " " 1 C	32	1	55	88	114	202	225	88	137	
" " " " " 2	26	2	74	102	29	131	150	102	48	
" " " " " 3	86	7	73	166	64	230	250	166	84	

(OVER LEAVES)
Returning Officer.

RETURN from the Records of the GENERAL ELECTION to the Legislative Assembly, 1937—Continued.

Electoral District.	Numbers of Polling Places.	Names of Candidates and Number of Votes Polled for each.			Voters at each Polling Place.			Ballot Papers sent out and how disposed of in each Polling Place.						
		Auger	Beaudoin	Belanger	Total Number of Votes Polled.	Number of Votes remaining Unpolled.	Number of names on the Polling Lists.	Number of Ballot Papers sent out to each Polling Place.	Used Ballot Papers.	Unused Ballot Papers.	Rejected Ballot Papers.	Cancelled Ballot Papers.	Declined Ballot Papers.	Ballot Papers taken from Polling Places.
Prescott— <i>Con.</i>	Alfred Tp.— <i>Con.</i>	No. 4 A	8	160	19	216	235	250	219	31	3			
	" ".....	" 4 B	3	85	164	106	270	300	106	194				
	North Plantagenet Tp.....	" 5	9	94	46	142	188	200	142	58	1			
		" 1	18	96	30	119	30	149	175	120	55	2		
		" 2	49	60	34	113	51	147	175	115	60	2		
		" 3 A	69	100	56	171	56	222	275	172	103	1		
		" 3 B	70	117	56	192	56	248	275	193	82	1		
		" 4 A	33	71	71	107	52	159	175	107	68			
		" 4 B	44	68	68	120	52	172	200	121	79	1		
		" 5	29	76	76	119	76	195	225	121	104	2		
		" 6	44	52	52	99	26	125	150	100	25	1		
		" 7	31	5	208	244	61	305	325	244	81			
	South Plantagenet Tp.....	" 1 A	15	87	153	153	142	200	153	47				
		" 1 B	21	27	78	99	177	200	78	122				
		" 2	32	53	75	160	105	265	300	161	139	1		
		" 3	83	14	53	150	76	226	250	150	100			
		" 4 A	55	2	138	195	22	217	250	195	55			
		" 4 B	34	3	58	95	20	115	150	95	55			
		" 5 A	30	0	82	112	96	208	250	112	138			
		" 5 B	32	2	107	141	120	150	150	141	9			
		" 1 A	54	10	169	233	54	287	325	236	89	3		
		" 1 B	40	15	101	156	54	210	225	159	66	3		
	Town of Rockland.....	" 2 A	62	77	156	70	226	250	157	93	1			
		" 2 B	46	12	47	105	49	154	175	105	70			
		" 3 A	62	13	57	132	78	210	250	133	117			
		" 3 B	59	4	49	112	110	210	150	118	32	6		

Clarence Tp.	43	12	141	196	101	297	325	198	127	2	3
"	37	13	99	149	47	206	225	153	72	1	
"	117	4	104	225	64	289	325	100	100		
"	46	0	36	82	12	104	125	82	43		
"	41	25	63	129	71	200	225	131	94	2	
"	4	1	110	148	48	196	225	150	75	2	
"	44	24	127	195	133	328	350	199	151	3	1
"	6	4	68	123	60	183	200	124	76	1	
"	51	1	88	15	83	100	200	68	200		
"	7	1	56	68	15	88	100	32	68		
"	27	6	98	126	52	178	200	126	74		
"	19	6	68	93	49	142	150	93	57		
"	43	3	20	66	35	101	125	66	59		
"	31	8	77	116	56	172	200	117	84		
"	35	10	56	101	99	200	225	103	122	1	1
Cambridge Tp.	63	1	103	167	101	268	300	167	133		
"	36	2	50	88	53	141	150	88	62		
"	45	6	116	167	100	267	275	167	108		
"	27	3	66	96	36	132	150	96	54		
"	13	1	75	89	36	125	150	89	61		
"	17	3	96	116	73	189	225	117	108		
"	69	2	51	122	85	207	225	123	102		1
"	35	3	60	89	86	175	200	89	111		
"	11	0	60	71	79	150	175	71	104		
Village of Casselman	111	11	178	300	219	300	325	301	24	1	
"	29	13	89	131	219	350	375	133	242	2	
Totals	4,569	865	6,357	11,791	5,016	10,807	18,900	11,880	7,165	63	26
Majority for Belanger			1,788								

Total number of printed ballots not distributed to P.R.O's: 18,900.

Total number of ballot papers printed: 18,900.

Prince Edward	Bowerman	Hepburn	Total number of printed ballots not distributed to P.R.O's:	Total number of ballot papers printed:
Lennox	77	101	178	179
Ameliasburgh	35	74	109	200
"	84	103	187	300
"	73	94	167	190
"	62	62	124	168
"	56	33	89	225
"	47	98	145	150
"	47	31	88	275
"	37	86	123	146
"	48	27	170	68
"			26	82
"			101	1
"			75	75

RETURN from the Records of the GENERAL ELECTION to the Legislative Assembly, 1937 *Continued.*

Electoral District.	Numbers of Polling Places.	Names of Candidates and Number of Votes Polled for each.		Voters at each Polling Place.			Ballot Papers sent out and how disposed of in each Polling Place.						
		Bowerman	Hepburn	Total Number of Votes Polled.	Number of Votes remaining Unpolled.	Number of names on the Polling Lists.	Number of Ballot Papers sent out to each Polling Place.	Used Ballot Papers.	Unused Ballot Papers.	Rejected Ballot Papers.	Cancelled Ballot Papers.	Declined Ballot Papers.	Ballot Papers taken from Polling Places.
Prince Edward-Lennox— <i>Con.</i>	Hillier.....	79	94	173	58	231	275	174	101	1			
	".....	99	90	189	60	249	300	111	111	1			
	".....	62	114	176	26	202	250	177	73	1			
	".....	100	57	157	60	217	275	157	118	4			
	Hallowell.....	123	98	221	73	294	350	225	125	4			
	".....	76	36	112	33	145	175	112	63				
	".....	133	88	221	47	268	321	221	104				
	".....	77	108	185	78	263	325	188	137	3			
	".....	57	52	109	54	163	200	111	89	2			
	".....	71	81	152	31	183	225	152	73				
	".....	89	75	164	50	214	250	165	85	1			
	".....	77	32	109	22	131	175	109	66				
	Wellington.....	80	91	177	45	222	275	178	97	1			
	".....	47	46	93	24	117	150	93	57				
	".....	82	73	155	59	214	250	156	94				
	".....	53	78	131	34	165	225	133	92	1			
	Bloomfield.....	148	81	229	80	309	350	229	121				
	".....	79	56	135	47	182	225	137	88				
	Sophiasburgh.....	98	108	206	83	289	350	208	142				1
	".....	100	35	135	55	190	225	135	90				1
".....	90	23	113	14	127	175	113	62					
".....	127	86	213	36	249	300	216	84	3				
".....	129	74	203	33	236	300	204	96	1				
Athol.....	94	73	167	59	226	275	167	108					
".....	48	56	104	48	152	200	104	96					
".....	131	52	183	32	215	275	185	90	2				

Wm. G. McLean,
Returning Officer.

"	43	84	30	114	175	85	90	1	1
South Marysburgh	95	163	37	200	250	166	84	3	1
"	116	192	34	236	275	192	83		
"	81	183	36	219	275	183	92		
North Marysburgh	130	231	40	271	325	232	93	1	1
"	101	152	49	201	251	154	97	2	2
"	90	165	58	223	277	167	110	1	1
Town of Picton	65	197	67	264	300	197	103		
"	29	93	27	120	150	93	57		
"	85	200	50	250	300	204	96	2	2
"	61	118	33	151	200	119	81	1	1
"	87	194	78	272	325	196	129	1	1
"	61	130	32	162	200	131	69	1	1
"	101	199	53	252	300	202	98	2	2
"	53	93	30	123	175	95	80	1	1
"	70	200	81	281	325	204	121	4	4
"	91	213	94	307	350	216	134	2	2
"	94	120	60	274	325	110	110	1	1
"	50	131	39	170	225	137	88	6	6
Adolphustown	132	217	52	269	300	218	82	1	1
"	30	53	19	72	100	53	47		
"	95	186	43	229	275	187	88	1	1
Village of Bath	92	189	55	244	275	191	84	2	2
Ernestown	77	169	25	194	225	170	55	1	1
"	44	112	41	153	200	115	85	2	2
"	119	210	67	277	325	211	114	1	1
"	80	174	53	227	275	176	99	2	2
"	94	183	5	188	225	183	42		
"	92	142	26	168	200	143	57	1	1
"	78	131	50	300	375	251	124	1	1
"	119	250	50	300	375	251	124	1	1
N. Fredricksburgh	114	174	45	219	275	178	97	4	4
"	51	131	24	155	200	132	68	1	1
"	102	203	41	244	300	203	97		
"	63	141	28	169	225	142	83	1	1
"	93	129	24	153	200	134	66	5	5
"	127	253	43	296	350	257	93	3	3
S. Fredricksburgh	94	215	46	261	300	217	83	1	1
"									
Town of Napanee	124	332	14	346	400	333	67	1	1
West Ward	105	253	92	345	400	255	145	2	2
"	87	201	59	260	300	201	99		
Centre Ward	121	327	281	608	700	339	361	9	9
"	119	271	122	333	450	274	176	2	2
"	79	156	53	209	250	158	92	1	1
"	146	345	158	503	550	346	201	2	2
East Ward									

Rocky Inlet	"	14	17	7	2	26	20	46	75	26	49
Cascades	"	15	1	7	0	8	20	28	50	8	26
Bears Pass	"	16	21	0	0	21	9	30	50	8	42
Farrington	"	17	15	1	1	17	2	19	75	21	54
Mine Centre	"	18	42	38	5	85	37	122	150	17	33
Olive Mine	"	19	12	8	1	21	4	17	50	21	65
LaSeine	"	20	12	7	4	23	12	35	75	23	29
Flanders	"	21	39	1	2	42	22	64	100	42	52
Spruce Lake	"	22	15	5	0	20	71	91	125	20	57
Atkokan	"	23	85	31	8	127	29	136	200	105	1
Kawene	"	24	8	4	8	20	16	36	50	20	71
Sapawe Lake	"	25	14	3	3	20	11	31	50	20	2
Crooked Pine Lake	"	26	0	1	0	1	14	15	25	1	30
French Lake	"	27	7	1	0	8	14	22	50	8	24
Lac Le Croix	"	28	4	2	0	6	11	17	25	6	42
Namakan	"	29	3	3	0	6	9	15	25	6	19
Kettle Falls	"	30	4	0	0	4	11	15	25	4	19
One Sided Lake	"	31	17	1	0	18	3	21	50	18	21
Off Lake	"	32	12	2	2	16	16	32	50	16	32
Fort Frances	Ward 1 (1)	33	104	47	27	178	71	243	250	178	34
"	Ward 1 (2)	34	104	40	20	164	87	251	300	164	71
"	Ward 2 (1)	35	134	61	35	230	93	323	350	230	133
"	Ward 2 (2)	36	84	54	33	171	64	235	250	171	112
"	Ward 3 (1)	37	81	38	48	167	88	255	300	167	77
"	Ward 3 (2)	38	90	44	47	181	115	296	300	181	133
"	Ward 4 (1)	39	122	69	20	211	130	341	350	211	117
"	Ward 4 (2)	40	106	67	25	198	96	294	350	181	136
"	Ward 5 A to K	41	54	27	54	135	82	217	250	148	3
"	Ward 5 L to Z	41 A	72	42	62	176	67	243	250	135	113
"	Ward 6 A to L	42	51	9	78	138	60	198	250	176	70
"	Ward 6 M to Z	42 A	40	14	78	132	82	214	250	138	110
Melrvine	"	43	77	29	94	200	114	314	350	200	2
Alberton (1)	"	44	39	31	6	76	53	120	150	76	146
"	(2)	45	38	21	12	80	18	80	100	74	74
LaVallee (1)	"	46	38	19	1	58	38	96	125	58	27
"	(2)	47	76	19	15	110	33	143	200	67	2
"	(3)	48	69	53	9	131	18	149	150	110	89
"	(4)	49	44	25	18	87	42	129	150	87	18
"	(5)	50	19	16	4	39	19	58	100	39	63
Emo (1)	"	51	125	104	18	247	67	314	350	247	61
"	(1) A to L	52	95	87	6	188	24	212	250	188	103
"	(2) M to Z	53	22	30	3	55	12	67	100	45	61
"	(3) Aylesworth	54	12	20	16	48	4	52	75	48	45
Chapple (1)	"	55	108	116	25	249	48	297	350	249	100
"	(2)	56	6	25	13	41	12	56	75	41	31

Returning Officer.

NORMAN L. CROOME,

RETURN from the Records of the GENERAL ELECTION to the Legislative Assembly, 1937 -- Continued.

Electoral District.	Numbers of Polling Places.	Names of Candidates and Number of Votes Polled for each.			Voters at each Polling Place.			Ballot Papers sent out and how disposed of in each Polling Place.											
		Croome	Douglas	Forsberg	Total Number of Votes Polled.	Number of Votes remaining Unpolled.	Number of names on the Polling Lists.	Number of Ballot Papers sent out to each Polling Place.	Used Ballot Papers.	Unused Ballot Papers.	Rejected Ballot Papers.	Cancelled Ballot Papers.	Declined Ballot Papers.	Ballot Papers taken from Polling Places.					
Rainy River - Con.	Chapple (3).....	No. 57																	
	" (4).....	58	12	21	81	12	93	125	81	44									
	" (5).....	59	22	24	112	15	127	150	112	37	1								
	" (6).....	60	30	18	69	24	93	100	69	30	1								
	" (7).....	61	11	10	33	7	40	50	33	17									
	" (8).....	62	12	31	62	2	60	100	62	37	1								
	Morley (1).....	63	16	11	36	9	45	100	36	64									
	" (2) Pattullo.....	64	104	42	234	60	294	350	234	114	2								
	Dilke.....	65	33	12	91	22	111	150	91	58	1								
	Worthington.....	66	46	12	144	22	166	200	144	56									
	Blue.....	67	16	4	102	39	141	150	102	48									
	Atwood.....	68	53	10	95	23	118	250	95	155									
	Rainy River.....	69	67	76	164	54	207	250	164	80									
	" A to F.....	69 A	68	55	19	142	39	181	250	142	106	1							
	" G to L.....	70	119	97	24	240	91	331	350	240	109	1							
	" M to Z.....	71	35	3	48	10	58	100	48	51									
	Morson (1).....	72	14	20	45	18	63	100	45	54									
	" (2).....	73	91	29	73	47	240	300	193	105	2								
	McCrosson & Tovell.....	74	1	1	2	2	2	50	2	48									
	Advance Poll - Atikokan.....	75	30	28	12	70	70	125	70	55									
Advance Poll - Rainy River.....																			
Totals.....		3,400	2,142	1,256	6,858	2,564	9,416	11,850	6,858	4,919	51	13	9						
Majority for Croome.....		1,318																	

Total number of printed ballots not distributed to D.R.O's: 1,145. Total number of ballot papers printed: 12,995.

RETURN from the Records of the GENERAL ELECTION to the Legislative Assembly, 1937—Continued.

Electoral District.	Numbers of Polling Places.	Names of Candidates and Number of Votes Polled for each.		Voters at each Polling Place.				Ballot Papers sent out and how disposed of in each Polling Place.					
		Bradley	Cotnam	Total Number of Votes Polled.	Number of Votes remaining Unpolled.	Number of names on the Polling Lists.	Number of Ballot Papers sent out to each Polling Place.	Used Ballot Papers.	Unused Ballot Papers.	Rejected Ballot Papers.	Cancelled Ballot Papers.	Declined Ballot Papers.	Ballot Papers taken from Polling Places.
Renfrew, North —Con.	Town of Pembroke. T to Z No. 23	74	58	132	64	196	250	183	117	1	1	1	
	" " " " A to B " 24	153	78	231	89	320	375	231	144				
	" " " " C to E " 24	123	73	196	72	268	300	196	104				
	" " " " F to J " 24	200	79	279	99	378	425	279	146				
	" " " " K to L " 24	193	85	278	113	391	450	279	171	1			
	" " " " M to O " 24	120	49	169	63	232	275	170	105	1			
	" " " " P to R " 24	91	70	161	62	223	275	161	114				
	" " " " S to T " 24	151	95	246	102	348	400	250	150	4			
	" " " " U to Z " 24	65	52	117	58	175	225	120	105	3			
	Pembroke Tp. " 25	70	116	186	60	246	300	186	114				
	Petawawa Tp. " 26	131	101	232	50	282	325	233	92	1			
	" " " " " 27	89	61	150	26	176	225	153	72	3			
	Rolph, Buchanan, Wylie & McKay Tps. " 28	78	80	158	43	201	250	159	91	1			
	" " " " A to K " 29	60	104	164	36	200	250	166	84	1			
	" " " " L to Z " 29	61	123	184	22	206	250	185	65	1			
	Ross Tp. " 30	62	101	163	42	205	250	163	87				
	" " " " A to K " 31	51	121	172	67	239	275	174	101	1			
	" " " " L to Z " 31	43	89	132	55	187	225	132	93				
	" " " " " 32	94	121	215	83	298	350	216	134	1			
	Stafford Tp. " 33	85	130	215	64	279	325	215	110				
	" " " " " 34	132	34	166	51	217	250	169	81	2			
	" " " " " 35	62	118	180	58	238	275	180	95				
	Sabine Tp. " 36	33	58	91	7	98	150	91	59				
	Westmeath Tp. " 37	80	167	247	50	297	350	249	101	1			
	" " " " L to Z " 37	53	161	214	43	257	300	216	84	2			

"	" 38	34	129	163	44	207	250	163	87		
"	" 39	64	73	137	40	177	225	140	85	1	
"	" A to K	73	58	131	40	171	225	140	85	1	
"	" L to Z	40	146	200	32	232	275	200	92	1	
"	" 41	113	50	163	57	220	275	164	75		
"	" 42	135	76	211	72	283	211	114	111	1	
"	" 43	117	127	244	45	289	325	246	79	2	
"	" 44	78	100	178	67	245	275	181	94	3	
"	" 45	94	65	159	33	192	225	160	65	1	
Totals		6,219	5,937	12,156	3,884	16,040	19,250	12,251	6,909	65	23
Majority for Bradley		282									4

Total number of printed ballots not distributed to D.R.O's: 750. Total number of ballot papers printed: 20,000.

Renfrew, South	Findlay	McCann	Murray	137	51	188	200	137	63
Admnaston Tp. No. 1	44	2	91	137	51	188	200	137	63
" " 2	45	4	134	183	59	242	275	184	91
" " 3	25	7	112	144	54	198	225	144	81
" " 4	64	1	74	139	26	165	175	139	36
" " 5	13	2	78	93	27	120	150	93	57
" " 6	0	1	23	24	4	28	50	24	26
Algona South Tp. " 7	17	43	50	110	26	136	150	110	40
" " 8	33	38	39	110	28	138	150	111	39
" " 9	29	5	38	72	15	87	100	72	28
Town of Arnprior " 10	105	16	47	168	119	287	300	170	130
" " 11	125	12	56	193	99	292	325	194	131
" " 12	56	30	70	156	53	200	250	156	94
" " 13	52	9	50	111	67	178	200	112	88
" " 14	103	13	80	196	61	257	300	196	104
" " 15	101	11	66	178	89	267	300	178	122
" " 16	84	15	79	178	78	256	275	179	96
" " 17	102	16	56	174	72	246	275	179	96
" " 18	83	9	53	145	60	205	225	146	79
" " 19	88	5	45	138	61	202	225	142	83
" " 20	62	3	25	90	42	132	150	91	59
" " 21	55	5	60	148	54	202	225	151	74
Bagot and Blythfield " 22	55	8	91	154	42	196	200	154	46
" " 23	49	5	69	123	23	146	150	123	27
" " 24	30	5	23	58	19	77	100	58	42
" " 25	37	0	13	50	6	56	75	50	25
" " 26	14	2	57	73	12	85	100	73	27
" " 27	13	1	30	44	13	57	75	44	31

MILTON STEWART, Returning Officer.

RETURN from the Records of the GENERAL ELECTION to the Legislative Assembly, 1937—Continued.

Electoral District.	Numbers of Polling Places.	Names of Candidates and Number of Votes Polled for each.			Voters at each Polling Place.			Ballot Papers sent out and how disposed of in each Polling Place.						
		Findlay	McCann	Murray	Total Number of Votes Polled.	Number of Votes remaining Unpolled.	Number of names on the Polling Lists.	Number of Ballot Papers sent out to each Polling Place.	Used Ballot Papers.	Unused Ballot Papers.	Rejected Ballot Papers.	Cancelled Ballot Papers.	Declined Ballot Papers.	Ballot Papers taken from Polling Places.
Renfrew, South —Cont.—	Village of Barrys Bay	50	57	110	217	51	268	300	222	78	5			
	"	47	55	156	258	9	267	300	258	42				
	Village of Braeside	68	2	82	152	35	187	200	154	46	2			
	"	57	3	47	107	17	124	125	107	18				
	Brougham Tp.	33	9	44	86	24	110	125	86	39				
	"	19	14	40	73	14	87	100	73	27				
	"	34	5	20	58	17	75	100	59	41		1		
	Brudenell & Lyndock Tp.	41	31	110	182	49	231	250	183	67	1			
	"	32	40	27	99	49	148	150	99	51				
	"	22	21	127	170	45	215	220	170	55				
	"	25	0	0	25	4	29	50	27	23				
	"	38	0	0	38	0	38	50	27	23				
	"	39	0	0	39	0	39	50	27	23				
	Village of Eganville	40	60	31	131	34	165	200	131	69				1
	"	21	110	63	194	59	253	300	194	106				
	Grattan Tp.	41	55	18	92	24	116	125	92	33				
	"	19	80	41	156	40	196	225	157	68	1			
	"	43	32	31	110	39	149	175	112	63	2			
	"	47	32	31	110	39	149	175	112	63	2			
	"	8	63	56	127	17	144	175	127	48				
	Griffith	45	4	47	96	14	110	100	96	39				
	"	10	4	47	61	14	75	100	61	39				
Hagarty & Richards Tp.	47	77	48	155	40	195	225	156	69	1				
"	43	65	67	175	54	229	250	176	74	1				
"	48	31	20	67	17	84	100	69	31		2			
"	49	16	20	101	52	153	175	102	73	1				
"	50	79	12	101	52	153	175	102	73	1				
"	51	14	12	36	15	51	75	37	38		1			
"	10	14	12	36	15	51	75	37	38		1			
"	10	38	32	80	13	93	100	80	20					

Horton Tp.....	53	102	3	82	187	180	200	187	13
"	54	56	4	54	110	138	125	111	14
"	55	42	0	107	153	34	200	153	47
"	56	54	0	71	125	43	200	125	75
Indian Reserve.....	57	1	0	3	4	3	25	4	21
Village of Killaloe.....	58	73	43	89	205	57	300	213	87	1
"	59	41	27	49	117	37	175	117	58
Matawatchan Tp.....	60	91	2	46	139	9	148	139	36
McNab Tp.....	61	66	3	75	144	33	200	144	56
"	62	79	5	103	187	46	233	187	63
"	63	104	2	67	173	47	220	175	25
"	64	90	3	53	146	27	173	146	29
"	65	89	4	88	181	61	245	182	68	1
"	66	112	15	183	310	69	400	316	84	6
"	67	41	3	11	88	19	107	125	37
"	68	61	4	38	106	7	113	106	19
Radeliffe Tp.....	69	71	25	118	244	89	333	350	246
Raglan Tp.....	70	111	23	185	87	272	275	188	87	2
"	71	28	2	7	37	3	50	37	13
"	72	18	1	20	69	25	91	70	30
Renfrew.....	73	71	7	138	216	95	311	219	106	3
"	74	76	13	158	247	166	413	249	176	2
"	75	69	7	67	143	65	208	147	103	4
"	76	75	4	90	169	68	237	170	80	1
"	77	99	6	103	208	86	294	210	90	2
"	78	68	9	139	216	105	321	350	216
"	79	62	5	92	159	82	241	161	89	2
"	80	77	4	114	195	104	299	300	104	1
"	81	82	13	120	215	88	303	245	110
"	82	72	7	82	161	60	221	165	85	4
"	83	77	13	132	222	79	301	223	127	1
"	84	123	13	131	267	110	377	400	271
Sebastopol Tp.....	85	62	17	35	111	17	161	145	30	1
"	86	23	17	17	87	12	99	89	36	2
Sherwood Tp, etc.....	87	61	112	102	278	100	378	400	280
"	88	13	91	51	161	109	270	300	161	2
Totals.....	4,797	4,797	1,769	5,887	12,453	4,091	16,537	18,300	12,551	5,719
Majority for Murray.....				1,090						13
										6

Total number of printed ballots not distributed to D.R.O's: 5,600. Total number of ballot papers printed: 23,900.

RETURN from the Records of the GENERAL ELECTION to the Legislative Assembly, 1937 - Continued.

Electoral District.	Numbers of Polling Places.	Names of Candidates and Number of Votes Polled for each.	Voters at each Polling Place.				Ballot Papers sent out and how disposed of in each Polling Place.						
			Total Number of Votes Polled.	Number of Votes remaining Unpolled.	Number of names on the Polling Lists.	Number of Ballot Papers sent out to each Polling Place.	Used Ballot Papers.	Unused Ballot Papers.	Rejected Ballot Papers.	Cancelled Ballot Papers.	Declined Ballot Papers.	Ballot Papers taken from Polling Places.	
Russell	Eastview	No. 1 A	152	77	229	225	153	72	1				
	"	" 1 B	170	82	252	350	171	79					
	"	" 2 A	192	99	291	300	197	103	5				
	"	" 2 B	222	144	366	350	227	123	5				
	"	" 3 A	167	127	294	300	168	132	1				
	"	" 3 B	160	179	339	350	185	185	5				
	"	" 4 A	172	75	247	250	183	67	11				
	"	" 4 B	136	85	221	225	142	83	6				
	"	" 5 A	210	87	297	300	213	87	3				
	"	" 5 B	180	108	288	275	186	89	5	1			
	"	" 5 C	211	110	321	325	213	112	2				
	"	" 6 A	199	131	330	325	203	122		4			
	"	" 6 B	210	115	325	325	213	112		3			
	"	" 6 C	247	154	401	400	251	149	4				
	Advance Poll.		4	6	6	100	6	94					
	Cloucester	" 1 A	167	37	208	200	171	29					
	"	" 1 B	146	47	205	163	37	5					
	"	" 2	114	163	277	225	165	60		2			
	"	" 3	160	95	255	310	223	77		1			
	"	" 4 A	43	163	206	250	165	85		2			
	"	" 4 B	76	178	254	275	179	96		1			
"	" 5	75	179	254	241	179	71						
"	" 6	89	111	200	270	161	114					2	
"	" 7	17	86	103	147	86	64						
"	" 8	47	181	228	250	182	68						
"	" 9	79	131	210	203	131	69						

J. A. CASSELL,
Returning Officer.

90	10 A	34	4	128	28	156	150	129	21	1	1
97	10 B	60	7	164	61	225	225	171	54	7	1
93	11	19	7	119	91	210	225	119	106	7	1
79	12 A	63	10	152	100	252	250	155	95	3	3
86	12 B	71	12	170	114	284	275	172	103	3	1
45	13	28	6	79	37	116	125	79	46	1	1
131	14	27	1	159	40	199	200	159	41	1	1
117	15	94	7	218	51	269	275	219	56	1	1
53	16 A	46	14	113	78	191	200	115	85	1	2
87	16 B	72	8	167	98	265	275	169	106	1	1
18	17	5	12	35	27	62	75	36	39	1	1
37	1 A	74	17	127	257	384	375	128	247	1	1
39	1 B	87	25	151	241	392	400	151	249	1	1
67	1	2	39	108	26	134	150	108	42	1	1
7	2	13	129	149	31	180	200	149	51	1	1
20	3 A	6	100	126	27	153	175	129	46	3	3
17	3 B	4	133	154	34	188	200	155	45	1	1
5	4	30	89	124	25	149	150	125	25	1	1
77	5	12	3	92	46	138	150	93	57	1	1
75	6	7	7	83	31	114	125	83	42	1	1
125	7	7	6	138	43	181	200	140	60	1	1
239	8 A	27	2	268	68	336	350	272	78	4	4
118	8 B	16	0	134	41	175	175	135	40	1	1
81	9	7	1	89	44	133	150	90	60	1	1
62	1 A	36	37	135	49	184	200	135	65	1	1
52	1 B	42	37	131	36	167	175	134	41	2	2
80	2	33	23	136	47	183	200	137	63	1	1
65	3	2	1	68	31	99	100	68	32	1	1
40	4 A	24	43	107	37	144	150	107	43	1	1
43	4 B	37	44	124	38	162	175	125	50	1	1
47	5	7	0	54	18	72	75	54	21	1	1
45	6 A	49	13	107	62	169	175	108	67	1	1
49	6 B	76	15	140	68	208	200	142	58	2	2
66	7	13	17	96	44	140	150	96	54	1	1
66	8	66	17	149	62	211	225	150	75	1	1
143	9	39	4	186	60	246	250	186	64	1	1
46	10	6	0	52	10	62	75	53	22	1	1
46	1	73	3	122	57	179	200	122	78	1	1
108	2	4	6	118	28	146	175	121	54	2	2
58	3	47	18	123	46	169	175	124	51	1	1
42	4	173	17	232	104	336	350	232	118	1	1
41	5	37	24	102	48	150	150	103	47	1	1
40	6	91	48	179	61	240	250	179	71	1	1
53	7	34	8	95	65	160	175	97	78	2	2

Rockliffe

Russell

Cumberland

Osgoode

RETURN from the Records of the GENERAL ELECTION to the Legislative Assembly, 1937--Continued.

Electoral District.	Numbers of Polling Places.	Names of Candidates and Number of Votes Polled for each.		Voters at each Polling Place.			Ballot Papers sent out and how disposed of in each Polling Place.							
		Begin	Cyr	Proudfoot	Total Number of Votes Polled.	Number of Votes remaining Unpolled.	Number of names on the Polling Lists.	Number of Ballot Papers sent out to each Polling Place.	Used Ballot Papers.	Unused Ballot Papers.	Rejected Ballot Papers.	Cancelled Ballot Papers.	Declined Ballot Papers.	Ballot Papers taken from Polling Places.
Russell—Con	Osgoode—Con	No. 8	16	45	10	71	61	132	150	72	78	1		
	"	" 9	42	112	17	171	75	246	250	176	74	2	1	
	"	" 10	90	88	27	205	62	267	275	207	68	2		
	"	" 11	49	26	84	159	98	257	275	162	113		2	
	"	" 12	12	28	147	187	45	232	250	188	62	1		
	"	" 13	38	65	34	137	40	177	200	141	59		4	
	Totals		6,481	3,066	1,504	11,051	5,394	16,445	16,975	11,196	5,779	104	30	10
	Majority for Begin		3,415											
Total number of printed ballots not distributed to D.R.O's: 2,025. Total number of ballot papers printed: 19,000.														
Stormont	Finch Tp.	No. 1	54	Brownridge	Hessell	97	20	117	150	97	53			
	"	" 2	65			158	47	205	225	159	66	1		
	"	" 3	61			110	30	140	175	111	64	1		
	"	" 4	73			86	15	101	125	86	39			
	"	" 5	99			174	32	206	225	177	48	3		
	"	" 6	120			199	53	252	275	199	76			
	"	" 7	179			254	52	306	350	260	90	6		
	"	" 8	106			126	34	160	200	128	72	2		
	"	" 9	60			99	23	122	150	101	49	2		
	Village of Finch.	" 1 A	84			230	51	281	300	231	69	1		
	Roxborough Tp.	" 1 B	112			186	40	226	250	190	60	4		
	"	" 1 B	101			147	115	262	300	151	149	3	1	

ELECTIONS FOR 1937

"	"	"	"	46	49	95	98	193	225	193	95	130	1
"	"	"	"	102	45	147	78	225	250	148	148	102	1
"	"	"	"	177	149	326	76	402	425	328	328	97	2
"	"	"	"	108	42	150	78	228	250	151	151	99	1
"	"	"	"	154	39	193	54	247	275	196	196	79	3
"	"	"	"	156	48	204	30	234	250	210	210	40	6
"	"	"	"	133	51	184	29	213	250	185	185	65	1
"	"	"	"	159	110	269	93	362	400	272	272	128	3
"	"	"	"	108	87	195	92	287	325	199	199	126	1
"	"	"	"	142	130	272	65	337	375	272	272	103	3
"	"	"	"	100	134	234	128	362	425	240	240	185	4
"	"	"	"	70	84	154	82	236	300	155	155	145	1
"	"	"	"	73	61	134	54	188	225	135	135	90	1
"	"	"	"	123	186	309	156	465	525	310	310	215	1
"	"	"	"	130	65	195	85	280	300	196	196	104	1
"	"	"	"	311	51	362	40	402	450	366	366	84	4
"	"	"	"	254	60	314	94	405	450	316	316	134	1
"	"	"	"	247	55	302	48	350	400	302	302	98	1
"	"	"	"	253	116	369	52	424	475	369	369	106	1
"	"	"	"	83	77	160	40	200	225	161	161	64	1
"	"	"	"	49	67	116	53	169	200	116	116	84	1
"	"	"	"	119	62	211	73	284	325	213	213	112	2
"	"	"	"	223	42	265	119	384	425	268	268	157	3
"	"	"	"	215	44	259	82	311	400	260	260	140	1
"	"	"	"	126	34	157	44	198	225	157	157	68	1
"	"	"	"	123	86	209	64	273	300	213	213	87	2
"	"	"	"	177	49	226	28	254	275	227	227	48	1
"	"	"	"	57	46	203	50	253	275	203	203	72	1
"	"	"	"	123	102	225	44	266	300	229	229	71	3
"	"	"	"	265	59	324	48	372	425	332	332	93	7
"	"	"	"	264	64	328	34	362	400	333	333	67	5
"	"	"	"	170	60	230	40	270	300	232	232	68	2
"	"	"	"	54	66	120	64	184	200	120	120	80	1
"	"	"	"	169	53	222	221	250	275	227	227	23	4
"	"	"	"	231	65	296	72	368	400	301	301	99	5
"	"	"	"	277	23	300	47	347	400	303	303	97	3
"	"	"	"	317	48	365	70	435	500	376	376	124	11
"	"	"	"	222	60	282	106	388	425	289	289	136	7
"	"	"	"	103	104	207	69	276	325	211	211	144	4
"	"	"	"	174	30	204	112	316	350	209	209	141	5
"	"	"	"	243	43	286	104	390	425	288	288	137	2
"	"	"	"	147	43	190	105	295	325	196	196	129	6
"	"	"	"	187	47	234	106	340	375	234	234	141	1
"	"	"	"	104	118	222	133	355	400	222	222	178	1
"	"	"	"	116	90	206	151	360	400	298	298	192	1

Osnabruck Tp.

Cornwall Tp.

Town of Cornwall

WILLIS O. SHEETS,
Returning Officer.

Sault Ste. Marie...	Weeks Res.	No.	Lefave	Lyons	McMeekin	350	260	90	3	1
McVor Res. Upton Rd.	1	2	13	157	87	338	260	90	3	
McDougall Res.	3	3	3	118	88	275	213	87	4	
Hughlis Res.	4	3	0	95	29	178	200	49	1	1
McPhail Res.	4 A	4	4	80	34	169	136	64	1	
Wells Res.	5	5	5	74	30	151	121	54		
Victoria House	6	3	3	79	26	153	127	48		
Buntings Res.	7	4	4	110	92	300	211	89	5	
City Hall	8	5	5	140	91	291	241	59	2	
Coltons Res.	9	3	3	50	71	174	200	72	4	
T. McGee Office	10	4	4	50	50	159	130	45	1	
Redfern's Res.	11	3	3	73	28	167	140	35		1
Smith Res.	12	4	4	35	33	127	95	55		1
Sims Res.	13	0	0	69	31	100	103	47	3	
P. Van Middle Res.	14	2	2	39	30	110	80	45		
Jos. Elliott Res.	15	7	7	71	41	131	150	38		
Pilkington Res.	16	1	1	88	22	143	112	58		
Higgins Res.	17	0	0	77	33	156	126	49	3	
Gallagher Res.	18	8	8	107	33	149	143	32		
McCauley Res.	19	2	2	73	33	159	117	58		1
McCauley Res.	20	3	3	47	37	118	87	38		
Y.M.C.A.	21	4	4	112	49	240	194	81	3	
Mitchell Res.	22	0	0	47	39	113	86	39		
Lightfoots Store	23	3	3	133	67	281	215	85		1
McMillan Res.	24	3	3	72	59	203	135	90	1	
Dunphy Res.	25	2	2	91	62	225	160	65	3	2
Leacocks Res.	26	4	4	70	33	152	120	55		1
Walkers Res.	27	5	5	44	66	130	117	33		2
Robertson Res.	28	7	3	52	48	198	150	43		
Filion Res.	29	4	4	137	64	263	207	72	3	
Hakala Res.	30	9	2	70	55	162	136	68	2	
Kennedy Res.	31	2	5	73	38	146	113	62		
Taylor Res.	32	3	3	42	65	170	113	87	1	
Chas. Rose Shop	33	7	7	87	53	215	165	60	3	
Finnish Hall	34	17	17	62	101	247	197	78	2	
Marconi Hall	35	4	4	25	153	350	232	163	5	
D. Ciotti Res.	36	8	8	28	33	132	103	47	4	
Devoni Res.	37	10	10	17	103	150	122	53	4	
F. Ubrico	38	15	15	27	165	222	212	38	5	

Returning Officer.

J. D. BECKING.

Bacchini Res.	61	42	114	172	56	228	250	173	77	1
Lucas Res.	62	35	107	148	26	174	200	153	47	5
Gooderham Res.	63	12	10	53	8	61	75	53	22	
Parish Hall	64	31	164	201	28	229	275	205	70	4
"	65	18	135	162	30	192	225	166	59	4
Township Municipalities—										
Korah No. 1	66	67	84	157	49	206	225	160	65	2
" 2	67	90	92	188	59	247	275	193	82	5
" 3	68	30	85	118	20	138	150	119	31	1
" 4	69	13	82	192	23	215	250	193	57	1
Prince Tp.	70	46	54	106	15	121	150	108	42	1
Tarentorus No. 1	71	33	28	64	17	81	100	67	33	3
" 2	72	140	90	243	85	328	375	246	129	3
" 3	73	38	31	76	61	137	175	78	97	2
Lyric Hall, Hornepayne	74	69	84	164	116	280	325	169	156	4
"	75	83	84	173	69	242	275	174	101	1
"	76	1	6	9	41	50	75	9	66	
Unorganized Territory—										
Island Lake	78	12	24	36	4	40	50	36	14	
Bellevue	79	47	37	86	17	103	125	86	39	
Northland	80	6	24	33	14	47	50	33	17	
Glendale	81	21	26	49	15	64	75	50	25	1
Searchmont	82	22	77	100	35	135	150	101	49	1
Wabos	83	4	18	30	10	40	50	30	20	
Pangas	84	6	10	16	20	36	50	17	33	1
Montreal River	85	0	7	17	1	17	25	17	8	
Frater	86	6	1	10	1	11	25	10	15	
Avery's Depot	87	0	13	26	18	44	75	26	49	
Kurisko's Camp	88	1	11	21	81	102	125	21	104	
Sand Lake	89	5	10	16	15	31	50	17	33	1
Hornavirta's Camp	90	3	8	11	43	54	75	11	64	
Wiiita's Camp	91	4	3	8	9	17	25	8	17	
Lempi Camp	92	0	4	4	16	20	25	5	20	1
Hawk Junction	93	1	47	102	60	162	150	104	46	1
Magpie Depot	94	6	4	11	4	15	25	11	14	
Hazletts Camp	95	0	40	41	43	84	100	41	59	
Aho's Camp	96	1	21	30	50	80	100	31	69	1
New Helen Mine	97	0	8	36	7	43	50	36	14	
Wawa	98	4	61	98	17	115	125	98	27	
Gold Park	99	2	76	132	51	183	200	135	65	2
Michiganoten Falls	100	0	4	16	2	18	25	16	9	
Michiganoten River	101	23	31	58	5	63	75	59	16	
Michiganoten Harbor	102	3	39	44	15	59	50	50	6	6
Gondreau	103	44	65	132	78	210	225	132	93	
Clme Lake Gold Mines	104	23	42	77	41	121	150	78	72	1

RETURN from the Records of the GENERAL ELECTION to the Legislative Assembly, 1937—Continued.

Electoral District.	Numbers of Polling Places.	Names of Candidates and Number of Votes Polled for each.			Voters at each Polling Place.			Ballot Papers sent out and how disposed of in each Polling Place.						
		Lefave	Lyons	McMeekin	Total Number of Votes Polled.	Number of Votes remaining Unpolled.	Number of names on the Polling Lists.	Number of Ballot Papers sent out to each Polling Place.	Used Ballot Papers.	Unused Ballot Papers.	Rejected Ballot Papers.	Cancelled Ballot Papers.	Declined Ballot Papers.	Ballot Papers taken from Polling Places.
Sault Ste. Marie	No. 105				60	35	95	100	63	37	1	2		
Con.	" 106	4	17	39	21	7	28	50	21	29				
	" 107	2	9	10	73	66	139	150	75	75	2			
	" 108	3	47	23	180	48	228	250	183	67	3			
	" 109	31	56	90	58	55	113	125	60	65	1			
	" 110	1	16	41	29	25	54	75	33	42	4			
	" 111	1	12	16	48	31	79	100	48	52				
	" 112	3	16	29	59	32	91	100	59	41				
	" 113	19	13	27	62	11	73	75	66	9	4			
	" 114	5	25	36	75	9	84	100	76	24	1			
	" 115	0	3	39	7	5	12	25	7	18				
	" 116	0	7	4	42	19	61	75	42	33				
	" 117	0	14	28	38	7	45	50	38	12				
	" 118	2	13	23	39	9	48	50	39	11				
	" 119	9	13	17	7	14	21	25	7	18				
	" 120	0	2	5	42	31	73	75	44	31	2			
	" 121	1	3	38	27	16	43	50	27	23				
	" 122	3	19	5										
	" 123	2	43	20	65		65	100	65	35				
	" 124	4	9	9	22		22	100	22	78				
	" 125	3	0	3	6		6	100	6	94				
	" 125	5	17	47	69		69	100	70	30	1			
	Totals	798	6,488	7,134	14,420	4,451	18,871	21,675	14,652	7,023	180	42	10	
	Majority for McMeekin			646										

Total number of printed ballots not distributed to D.R.O's: 825. Total number of ballot papers printed: 22,500.

H. E. HIGGINS,
Returning Officer.

Simcoe, Centre,	Town of Barrie	No. 1	Rowe	Simpson	242	81	323	400	250	150	8	150
	"	" 1 A	128	114	209	69	278	325	213	112	3	150
	"	" 2	105	104	144	77	221	325	213	112	3	112
	"	" 2 A	75	69	136	77	221	275	152	123	3	123
	"	" 2 B	61	75	233	131	364	275	138	137	1	138
	"	" 2 C	113	120	150	81	231	425	242	183	9	183
	"	" 3	72	78	239	120	359	350	154	196	4	196
	"	" 3 A	123	116	159	68	227	400	242	158	1	158
	"	" 3 B	88	71	163	56	219	300	162	138	3	138
	"	" 4	83	80	123	77	200	300	164	136	1	136
	"	" 4 A	73	50	198	89	287	250	122	122	5	122
	"	" 4 B	94	101	272	107	379	325	207	118	9	118
	"	" 1 C	164	108	132	50	182	425	278	147	5	147
	"	" 4 D	57	75	188	101	289	350	205	145	9	145
	"	" 4 E	95	93	140	68	208	250	142	108	3	108
	"	" 5	80	60	158	77	235	275	141	106	1	106
	"	" 5 A	72	70	188	78	266	300	193	107	5	107
	"	" 5 B	91	97	152	81	233	300	193	107	5	107
	"	" 5 C	83	69	145	84	229	275	156	119	1	119
	"	" 6	58	50	108	65	173	225	114	111	6	111
	"	" 6 A	82	63	145	84	229	275	152	123	2	123
	"	" 6 B	100	99	199	105	304	375	207	168	6	168
	"	" 6 C	82	55	137	91	228	275	138	137	1	138
	"	" 6 D	86	132	218	218	218	350	218	132	1	132
INNISFIL Tp.												
	Cookstown	" 7	84	29	113	30	143	200	115	85	2	115
	Hindles	" 8	83	73	156	50	206	250	157	93	1	93
	Churchill	" 9	104	150	251	48	302	350	260	90	5	260
	Lefroy	" 10	123	102	225	60	285	350	227	123	2	123
	Belle Ewart	" 11	77	44	121	29	150	200	125	75	2	75
	Thornton	" 12	101	105	206	38	244	300	208	92	1	92
	Stroud	" 13	180	137	317	88	405	450	325	125	6	125
	Leonards	" 14	97	66	163	25	188	250	164	86	1	86
	Holly	" 15	79	91	170	19	189	250	171	79	1	79
	Painswick	" 16	103	87	190	52	242	300	194	106	3	106
	Big Bay Point	" 17	78	16	94	12	106	175	102	73	7	73
VESPRE Tp.												
	Dalton	" 18	32	131	163	100	263	300	167	133	4	133
	Midhurst	" 19	106	93	199	46	245	275	202	72	3	72
	Cundles	" 20	109	90	199	115	314	350	147	203	4	203
	Minesing	" 21	134	136	270	81	354	375	275	100	3	100
	Grenfel	" 22	82	105	187	85	272	300	191	109	3	109
	Edenvale	" 23	10	30	40	29	69	100	40	60	1	60

RETURN from the Records of the GENERAL ELECTION to the Legislative Assembly, 1937—Continued.

Electoral District.	Numbers of Polling Places.	Names of Candidates and Number of Votes Polled for each.		Voters at each Polling Place.			Ballot Papers sent out and how disposed of in each Polling Place.							
		Finlayson	Tanner	Total Number of Votes Polled.	Number of Votes remaining Unpolled.	Number of names on the Polling Lists.	Number of Ballot Papers sent out to each Polling Place.	Used Ballot Papers.	Unused Ballot Papers.	Rejected Ballot Papers.	Cancelled Ballot Papers.	Declined Ballot Papers.	Ballot Papers taken from Polling Places.	
Simcoe, East <i>Can.</i>	Mrs. Shaw's House..A to Z No. 12	82	54	136	27	163	200	138	62					
	B. Fleming's House..A to Z " 13	95	35	130	60	190	225	130	95		2			
	D. Beaton's Hse...A to Z " 14	22	66	88	39	127	175	90	85	2				
	ORILLIA T.P.													
	R. Hurl's House...A to Z " 15	80	126	206	69	275	325	206	119					
	Forest Home S.....A to L " 16	28	73	101	73	174	225	103	122			2		
	".....M to Z " 17	23	50	73	54	127	175	74	101			1		
	Faris', Marchmont..A to Z " 18	64	50	114	15	129	175	114	61					
	Holmes Hall.....A to Z " 19	43	93	136	35	171	225	137	88	1				
	Guild H., Washago..A to L " 20	114	65	179	53	232	275	181	94	1	1			
	".....M to Z " 21	55	69	124	70	194	250	124	126					
	Uthoff Orange H..A to Z " 22	88	80	168	64	232	275	171	104	2	1			
	A. Brown's House..A to Z " 23	66	33	99	37	136	200	101	99			2		
	Foxmead Hall.....A to Z " 24	73	37	110	51	161	235	110	115					
	Carlyon Hall.....A to Z " 25	53	38	91	39	130	175	91	84					
	J. Johnston's Hse..A to L " 26	99	97	196	62	258	300	198	102	1	1			
	".....M to Z " 27	86	55	141	21	162	225	143	82	1	1			
	VILLAGE OF PORT McNICOLL.													
	Curling Kirk.....A to L " 28	83	142	225	80	305	350	229	121	3	1			
	".....M to Z " 29	73	93	166	53	219	250	169	81	2	1			
TAY T.P.														
P. Kirkup's House..A to Z " 30	43	40	83	16	99	125	83	42						
R. St. Peter's Hse..A to Z " 31	34	24	58	2	60	100	58	42						
Ebenezer Hall.....A to Z " 32	78	72	150	53	203	250	153	97			3			
J. Russell's House..A to Z " 33	102	71	173	36	209	250	174	76	1	1				
L. Jones' House....A to Z " 34	71	59	130	22	152	200	131	69	1	1				

A. A. INGRAM,
Returning Officer.

Wom. Ins. Library	A to L	60	85	145	34	179	225	145	80
"	M to Z	47	80	127	32	159	200	128	72
M. McDonald's H.	A to Z	51	36	87	22	109	150	90	60
F. Dunford's Hsc.	A to Z	41	19	60	14	74	125	60	65
Arbour's House	A to Z	11	53	64	10	74	125	65	60
School House No. 5	A to Z	72	47	119	18	137	175	120	55
B. Sallow's House	A to Z	71	52	123	17	140	175	124	51
Oro Tp.									
Caldwell's House	A to Z	47	135	182	70	252	300	182	118
School House 15	A to Z	61	89	150	53	203	250	151	99
Edgar Comm. H.	A to Z	37	110	147	41	188	225	147	78
Town Hall Oro	A to Z	69	140	209	41	250	300	210	90
Rugby Hall	A to Z	44	154	198	72	270	325	198	127
Jarratt's Hall	A to Z	47	79	119	57	176	225	119	106
Graham's Store	A to Z	64	78	142	47	189	225	142	83
Or. H. Hawkestone	A to Z	49	123	244	53	297	350	245	105
Hall, Shanty Bay	A to Z	50	99	140	72	212	250	142	108
TOWN OF ORULLA.									
Mrs. Mathieson's H.	A to L	51	67	158	173	331	350	165	185
"	M to Z	52	61	151	124	278	300	154	146
Brooks' Store	A to L	53	78	176	136	312	350	177	173
"	M to Z	54	77	155	66	221	250	155	95
Comm. H. Gill St.	A to L	55	66	141	69	213	250	144	106
"	M to Z	56	54	119	55	174	200	120	80
"	A to L	57	78	154	54	208	225	155	70
"	M to Z	58	55	141	37	178	200	142	58
J. Addison's House	A to L	59	100	209	88	297	325	210	115
"	M to Z	60	99	162	75	237	275	162	113
Mrs. Weiss' House	A to Z	61	77	153	82	235	275	155	120
Anderson's Garage	A to L	62	74	172	87	259	275	175	100
"	M to Z	63	101	172	82	251	275	173	102
R. Wildon's House	A to L	64	79	167	81	248	275	168	107
"	M to Z	65	80	182	82	264	300	182	118
Mrs. White's Hsc.	A to L	66	93	183	113	296	325	184	141
"	M to Z	67	80	182	104	286	325	181	141
Mrs. St. Onges' Hsc.	A to L	68	111	205	103	308	350	210	140
"	M to Z	69	78	170	84	254	275	171	104
McIntyre's Garage	A to L	70	86	181	103	284	325	183	142
"	M to Z	71	66	147	90	237	275	148	127
Mrs. H. Grant's Hsc.	A to L	72	111	212	78	290	325	215	110
"	M to Z	73	72	160	82	242	275	162	113
J. Quigley's House	A to L	74	67	148	63	211	250	149	101
"	M to Z	75	59	129	42	171	200	129	71
A. Correll's House	A to L	63	48	111	60	171	200	112	88
"	M to Z	77	61	136	71	207	250	138	112

T. M. McLELLAN,
Returning Officer.

"	M to O "	102	127	93	220	317	350	221	129	1
"	R to S "	103	107	54	161	254	275	162	113	1
"	T to Z "	104	91	46	137	197	225	139	86	1
ADVANCE POLLS.										
	Midland—Craigheads' Garage.....		18	15	33	33	100	34	66	1
	Orillia—McIntyre's Garage.....		26	27	53	53	100	53	47	
	Port McNicoll—Curling Rink.....		21	28	49	49	200	49	151	
Totals.....										
			7,606	7,503	15,109	6,227	21,336	15,214	9,981	94
Majority for Finlayson.....										
			103						30	11

Total number of printed ballots not distributed to D.R.O's: 99. Total number of ballot papers printed: 25,324.

	Anderson	Cooper	Leinie-cux	New-burn	278	121	399	415	278	137
McCormick.....	13	129	4	132	278	121	399	415	278	137
"	15	119	5	119	266	118	384	400	266	134
"	15	105	7	99	226	104	330	335	107	2
"	22	127	13	96	258	141	399	415	260	155
"	36	75	1	51	163	91	254	263	166	97
"	29	67	4	61	161	79	240	247	175	72
"	19	58	7	95	179	100	279	300	180	120
"	21	86	0	76	183	109	292	305	185	120
"	8	101	3	92	204	101	308	320	208	112
"	12	75	1	90	178	51	229	240	179	61
"	11	148	6	123	288	130	418	430	209	140
"	10	106	14	98	228	129	357	359	232	127
Ryan.....	8	93	3	92	196	109	305	305	196	109
"	21	105	4	163	293	111	404	404	298	106
"	14	120	6	129	269	122	391	391	273	118
"	20	122	6	83	241	138	379	380	242	138
"	26	90	0	103	219	117	336	339	220	119
"	39	77	4	71	226	114	340	317	230	87
"	30	73	2	53	158	89	287	281	203	78
"	41	96	1	79	217	127	240	230	162	68
"	22	131	7	113	273	167	344	345	218	127
"	3	84	10	77	174	99	473	260	177	83
"	12	75	7	80	174	68	242	250	178	72
"	26	121	4	100	251	151	402	345	259	86
"	24	101	14	97	236	125	361	360	240	120
"	30	132	4	69	244	147	391	389	252	137
"	22	156	5	70	253	126	379	325	255	70

RETURN from the Records of the GENERAL ELECTION to the Legislative Assembly, 1937—Continued.

Electoral District.	Numbers of Polling Places.	Names of Candidates and Number of Votes Polled for each.				Voters at each Polling Place.			Ballot Papers sent out and how disposed of in each Polling Place.						
		Anderson	Cooper	Lemieux	Newburn	Total Number of Votes Polled.	Number of Votes remaining Unpolled.	Number of names on the Polling Lists.	Number of Ballot Papers sent out to each Polling Place.	Used Ballot Papers.	Unused Ballot Papers.	Rejected Ballot Papers.	Cancelled Ballot Papers.	Declined Ballot Papers.	Ballot Papers taken from Polling Places.
Sudbury—Con.	Ryan—Con. A to F No. 7 B	30	116	8	42	196	105	301	307	200	107	4			
	" G to M " 7 B	43	127	9	45	224	121	345	347	227	120	3			
	" N to Z " 7 B	32	93	14	36	175	128	303	301	182	119	7			
	Fournier A to Z " 7 C	71	103	3	75	252	119	371	391	264	127	12			
	" A to L " 8 A	5	144	2	43	194	77	271	280	210	70	4			
	" M to Z " 8 A	9	88	1	27	125	83	208	215	131	84	6			
	" A to L " 8 B	23	130	7	62	222	64	286	295	222	73				
	" M to Z " 8 B	10	97	5	51	163	57	220	240	165	75				
	" A to L " 8 C	14	162	9	39	224	173	397	400	228	172				
	" M to Z " 8 C	12	125	5	42	184	103	287	300	187	113	1			
	" A to D " 8 D	3	124	7	25	159	77	236	250	180	70	4			
	" E to L " 8 D	6	121	19	18	164	70	234	250	170	80	6			
	" M to Z " 8 D	15	166	12	32	225	114	339	350	229	121	2			
	" A to Z " 9	17	232	32	33	314	60	374	385	317	68				
	" A to L " 10 A	10	156	31	29	226	56	282	290	231	59	4			
	" M to Z " 10 A	5	91	11	25	132	34	166	175	136	39	4			
	" A to L " 10 B	16	211	17	39	283	56	339	340	285	55	2			
	" M to Z " 10 B	10	116	9	20	155	50	205	210	159	51	3			
	" A to D " 10 C	8	130	20	27	185	57	242	242	189	53	4			
	" E to L " 10 C	11	113	15	15	154	46	200	201	155	46				
	" M to Z " 10 C	14	195	12	24	244	104	349	348	246	102	1			
	Copper Cliff A to L " 44	7	111	3	148	269	117	386	386	274	112	4			
	" M to Z " 44 A	7	106	1	104	218	146	364	364	222	142	4			
	" A to H " 45	16	118	2	118	254	90	344	341	255	86	1			
	" I to Mc " 45 A	10	83	5	87	185	114	299	297	185	112				

"	N to Z	"	45 B	15	86	2	111	214	76	290	286	216	70	1	1
"	A to L	"	46 A	4	156	6	100	266	88	354	354	269	85	3	3
"	M to Z	"	47 A	4	196	6	87	293	58	351	341	295	86	2	2
Waters		"	48	54	94	4	32	204	79	283	289	207	82	3	3
Whitefish		"	49	10	26	0	36	72	14	86	100	73	27	1	1
Victoria Mine		"	50	6	10	0	21	37	11	48	100	37	63	1	1
Worthington		"	51	11	49	2	25	87	29	116	150	88	62	1	1
Turbine		"	52	0	11	0	33	44	11	55	100	45	73	1	1
Rayside		"	52 A	11	130	8	52	201	24	225	275	202	73	1	1
"		"	53	5	94	3	57	159	35	194	225	159	66	1	1
Balfour		"	53 A	1	74	0	39	114	105	219	125	115	10	1	1
"		"	54	4	75	0	52	131	19	97	150	131	19	1	1
Chelmsford		"	54 A	5	159	2	67	233	51	284	350	234	116	1	1
"		"	55	5	76	3	49	133	47	180	250	135	115	2	2
Dowling		"	55 A	7	53	0	28	88	36	124	150	91	59	2	1
Chapleau	A to D	"	56	7	91	13	75	186	117	303	350	190	160	4	4
"	E to L	"	57	6	78	6	92	202	120	302	250	184	66	2	2
"	M to R	"	58	7	91	7	100	205	175	380	425	210	215	5	5
"	S to Z	"	59	6	64	2	78	150	82	232	175	151	21	1	1
(Not Used)		"	60	17	118	9	52	196	82	278	300	197	103	1	1
Blezard		"	61	5	191	5	84	285	65	350	324	298	26	4	4
Hammer		"	62	21	141	0	55	217	89	306	400	219	181	2	2
Capreol		"	63	29	126	0	43	198	136	334	450	201	249	3	3
"		"	64	17	105	3	39	164	148	312	300	166	134	2	2
"		"	65	05	152	5	87	309	94	403	500	316	184	7	7
Garson		"	66	45	95	3	59	202	153	355	400	208	192	6	6
"		"	67	26	128	8	74	236	58	294	325	236	89	1	1
Hagar		"	68	0	37	1	22	60	40	100	150	61	89	1	1
Frood		"	69	25	122	3	63	213	23	236	286	215	71	2	2
McKim	A to L	"	70	22	93	6	56	177	20	197	246	184	62	2	2
"	M to Z	"	70 A	6	54	7	30	97	54	151	200	99	101	2	2
"		"	71	21	191	5	60	277	168	445	375	278	97	1	1
"		"	72	1	96	4	31	132	26	158	175	131	41	2	2
Coniston		"	73	19	222	8	60	309	65	374	400	314	86	5	5
"		"	74	18	198	1	50	267	70	337	400	272	128	4	4
"		"	75	20	185	9	51	265	76	341	400	270	130	5	5
Neelon		"	76	10	59	2	13	84	52	136	150	85	65	1	1
"		"	77	13	114	4	30	161	80	241	300	167	133	6	6
Creighton & Smider		"	78	16	148	0	47	211	61	275	300	216	84	5	5
"		"	78 A	28	118	3	40	189	67	256	300	192	108	3	3
"		"	78 B	33	125	3	39	200	73	273	300	205	95	5	5
Trill & Pt. Drury		"	79	15	7	0	18	40	11	51	100	41	59	1	1
Fairbanks & Creighton		"	80	0	17	0	10	27	7	34	50	27	23	1	1
Levaack		"	81	10	56	4	96	166	130	296	325	168	157	2	2

RETURN from the Records of the GENERAL ELECTION to the Legislative Assembly, 1937—Continued.

Electoral District.	Numbers of Polling Places.	Names of Candidates and Number of Votes Polled for each.				Voters at each Polling Place.			Ballot Papers sent out and how disposed of in each Polling Place.						
		Ander-son	Cooper	Lem-ieux	New-burn	Total Number of Votes Polled.	Number of Votes remaining Unpolled.	Number of names on the Polling Lists.	Number of Ballot Papers sent out to each Polling Place.	Used Ballot Papers.	Unused Ballot Papers.	Rejected Ballot Papers.	Cancelled Ballot Papers.	Declined Ballot Papers.	Ballot Papers taken from Polling Places.
Sudbury— <i>Con.</i>	Hess No. 82	5	13	2	11	31	10	41	75	31	44				
	Cartier " 83	3	93	1	61	158	37	195	225	160	65	1	1		
	Benny " 84	2	24	0	20	46	21	67	100	46	54				
	Wye " 85	3	28	6	27	64	53	117	150	65	85	1			
	Biscofasing " 86	7	69	1	33	110	74	184	200	110	90				
	Sultan " 87	16	91	3	35	145	63	208	225	146	79	1			
	Chapleau " 88	3	4	5	7	19	31	50	75	22	53	3			
	Nicholson " 89	8	24	2	11	45	40	85	100	45	55				
	Lamsden " 90	0	9	0	17	26	5	31	50	26	24				
	Morgan " 91	0	46	0	3	49	21	70	100	49	51				
	Capreol " 92	22	60	10	30	212	80	292	325	213	112	1			
	Norman " 93	1	25	0	13	39	26	65	100	39	61				
	Hutton " 94	2	17	0	4	24	52	76	100	25	75	1			
	Mileage 26, CNR " 95	3	22	0	1	25	13	38	50	25	25				
	Felix & Ruel " 96	2	163	5	52	157	186	343	375	158	217				1
	Gogama A to L " 97	37	103	4	56	192	66	258	325	192	133				
	" " " " " M to Z " 98	44	41	2	22	76	39	115	150	79	71	3			
	Westree " 99	11	41	0	13	61	81	142	175	62	113	1			
	Carabaldi " 100	6	42	0	10	87	23	110	125	88	37	1			
	Shing Tree " 101	32	34	1	10	87	23	110	125	88	37	1			
	Donnegana " 102	2	27	2	2	33	12	45	75	34	41				
	Tionaga " 103	21	40	3	28	92	111	203	225	93	132	1			
	Foleyet " 104	46	112	6	43	207	76	283	300	207	93				
	" " " " " " 105	56	44	1	44	145	65	210	250	148	102	3			
	Elsas " 106	4	33	0	0	37	19	56	75	38	37	1			

Peterbell	3	15	0	8	26	9	35	50	26	24
Fire River	2	5	0	4	11	5	16	25	11	14
McLennan etc.	6	40	0	34	80	50	130	150	80	70
Falconbridge	16	94	0	50	160	107	267	265	161	104
"	9	78	2	71	160	81	244	285	163	122
Dryden	40	86	5	80	211	92	303	325	214	111
"	6	33	2	16	57	27	84	100	57	43
Dryden & Cleland	20	14	2	17	53	18	71	100	54	46
Awrey	8	40	2	20	70	80	150	200	130	70
Loughrin (east part)	2	61	1	13	77	22	99	125	79	46
Loughrin (west part)	3	36	3	26	68	20	88	125	68	57
Wanup, Quartz etc.	41	23	0	33	97	32	129	150	60	90
Dill Siding	0	14	0	5	19	29	48	75	20	55
Broder (west part)	42	38	1	60	141	54	192	225	145	80
" (east part)	5	67	9	13	94	32	126	150	96	54
Shanley, etc.	8	32	5	6	51	50	101	125	54	74
"	12	9	0	4	25	29	54	75	25	50
Sudbury—Advance Poll	2	43	0	33	78	78	86	78	8
Chapleau—Advance Poll	8	71	3	93	175	175	200	179	21
Capreol—Advance Poll	12	107	0	29	148	148	151	151	3
Totals	2,236	12,850	650	7,380	23,116	10,263	33,379	35,908	23,436	12,472
Majority for Cooper		5,470								37
										41
										2

Total number of printed ballots not distributed to D.R.O's: Nil. Total number of ballot papers printed: 35,908.

Temiskaming	Lendrum	Magdallery	Nixon	Total number of ballot papers printed:
Haileybury	6	177	104	35,908
"	1	55	51	100
"	2	52	57	200
"	13	131	135	225
"	4	75	90	400
"	5	179	22	225
"	6	28	60	125
"	2	31	37	150
"	7	34	35	400
Cobalt	8	80	115	1
"	9	41	67	2
"	10	20	15	275
"	2	37	37	75
"	11	35	118	52
"	17	49	167	225
"	10	72	22	150
"	12	104	46	200
"	13	92	36	128
"	14	85	40	150
"	13	134	82	300
"	15	79	36	231
"	19	37	72	206
"	14	65	41	250
"	9	49	110	150
"	1	287	110	100
"	2	107	37	200
"	3	111	41	225
"	4	279	123	400
"	5	179	22	225
"	6	90	14	125
"	7	80	35	150
"	8	235	113	400
"	9	150	86	236
"	10	37	15	275
"	11	118	49	75
"	12	104	46	225
"	13	92	36	150
"	14	85	40	200
"	15	134	82	128
"	16	65	41	150
"	17	49	110	250

C. A. BYAM,
Returning Officer.

RETURN from the Records of the GENERAL ELECTION to the Legislative Assembly, 1937—Continued.

Electoral District.	Numbers of Polling Places.	Names of Candidates and Number of Votes Polled for each.			Total Number of Votes Polled.			Number of Votes remaining Unpolled.		Number of names on the Polling Lists.		Ballot Papers sent out and how disposed of in each Polling Place.					
		Lendrum	Magladery	Nixon	Total Number of	Number of Votes remaining Unpolled.	Number of names on the Polling Lists.	Number of Ballot Papers sent out to each Polling Place.	Used Ballot Papers.	Unused Ballot Papers.	Rejected Ballot Papers.	Cancelled Ballot Papers.	Declined Ballot Papers.	Ballot Papers Taken from Polling Places.			
Temiskaming —Cont.—	New Liskeard..... A to C No. 18	9	131	174	314	170	484	500			3						
	"..... D to G " 19	11	93	132	236	101	337	300				2					
	"..... H to K " 20	4	72	105	181	95	276	250				1					
	"..... L to M " 21	7	66	79	152	92	244	225			1						
	"..... Mc to R " 22	3	119	133	255	124	379	400			1						
	"..... S to Z " 23	8	170	112	290	185	475	400			1						
	Englehart..... A to L " 24	12	133	97	242	112	354	425			3			1			
	"..... M to Z " 25	17	174	98	289	96	387	400			1						
	Charlton..... " 26	4	55	34	93	28	121	150			1						
	Latchford..... " 27	30	85	103	218	39	257	300			1						
	Thorloc..... " 28	4	27	24	55	9	64	75									
	Buecke..... " 29	7	16	18	41	15	56	75									
	"..... " 30	33	56	26	115	61	176	225			1						
	"..... " 31	18	105	82	205	88	293	350			2						
	"..... " 32	18	41	31	93	37	130	150									
	"..... " 33	2	35	37	74	28	102	125									
	"..... " 34	4	17	15	36	16	52	75									
	Coleman..... " 35	16	53	29	98	46	144	200			1						
	"..... " 36	10	63	26	99	18	117	150									
	"..... " 37	22	36	20	78	34	112	150									
"..... " 38	20	22	7	49	16	65	100			1							
Dymond..... " 39	0	39	94	133	32	165	200			1			1				
"..... " 40	8	150	205	363	59	422	500			2							
Arnstrong..... A to L " 41	4	49	182	235	75	310	325			4							
"..... M to Z " 42	2	50	59	111	59	170	225			2							

RETURN from the Records of the GENERAL ELECTION to the Legislative Assembly, 1937—Continued.

Electoral District.	Numbers of Polling Places.	Names of Candidates and Number of Votes Polled for each.			Voters at each Polling Place.		Ballot Papers sent out and how disposed of in each Polling Place.								
		Lendrum	Magladery	Nixon	Total Number of Votes Polled.	Number of Votes remaining Unpolled.	Number of names on the Polling Lists.	Number of Ballot Papers sent out to each Polling Place.	Used Ballot Papers.	Unused Ballot Papers.	Rejected Ballot Papers.	Cancelled Ballot Papers.	Declined Ballot Papers.	Ballot Papers taken from Polling Places.	
Temiskaming —Con.—	Pense.....	No. 88			30	11	41	50			1				
	Krugendorf.....	" 89	7	17	41	26	67	100			1				
	South Mandoka.....	" 90	13	27	55	18	73	100			1				
	Boston Creek.....	" 91	1	34	29	64	92	125			2	4			
	Rosegrove.....	" 92	20	54	59	133	112	300			2				
	Dane.....	" 93	0	32	46	78	18	96	125			2			
	Otto, Swastika.....	" 94	5	24	21	50	32	82	100			1			
	Larder Lake.....	" 95 A	14	72	93	179	180	359	400			2			
	".....	" 95 B	16	56	83	155	169	324	350			2			
	".....	" 95 C	23	61	64	148	141	289	350			1			
	".....	" 96	18	35	32	85	21	106	150			1			
	Martin Bird Mine.....	" 97	9	68	169	246	81	327	400			3	4		
	Matachevan.....	A to L	10	71	103	184	48	232	250			1	1	1	
	".....	M to Z	8	63	58	129	88	217	250			2			
	Powell.....	" 99	5	8	12	25	14	39	50						
	Allan Lake.....	" 100	8	8	19	35	48	83	100			1			
	Gordon's Camp—Chamber.....	" 101	15	8	23	46	10	56	75						
	Miln's Camp—Briggs.....	" 102	11	42	27	80	80	200						
	Advance Poll.....														
	Totals.....		1,053	5,756	5,966	12,775	5,320	18,095	21,675			88	47	5	3
Majority for Nixon.....				210											

Total number of printed ballots not distributed to D.R.O's: 25. Total number of ballot papers printed: 21,700.

Victoria	Anson and Hindon	Bobcaygeon	Bexley	Carden	Cardiff	Dalton	Dysart, Dudley, etc.	Eldon	Emily	Fenelon Falls	Frost	Newman	120	8	128	150	120	30	1	1
	No. 1	A to L	M to Z				A to F	A to L			102	18	120	8	128	150	120	30		
							G to M	M to Z			132	71	203	38	241	250	203	46	1	1
							N to Z				77	83	160	32	192	200	160	39	1	1
											138	98	236	42	278	300	236	63	1	1
											127	60	187	45	232	250	187	61	2	2
											87	69	156	34	190	200	156	44	3	3
											25	60	85	24	109	125	85	40		
											91	60	33	9	42	50	33	17		
											46	32	78	7	85	100	78	22		
											17	39	56	53	53	56	56	19		
											9	40	49	7	56	75	49	26		
											91	31	122	18	140	146	122	22	2	2
											25	29	54	8	75	54	54	21		
											18	12	30	2	32	50	30	19	1	1
											58	34	92	22	114	150	92	58		
											50	27	77	16	93	100	77	23		
											128	122	250	39	289	302	250	48	4	4
											121	103	224	34	258	275	224	46	5	5
											114	83	197	44	241	250	197	52	1	1
											137	59	196	26	232	225	196	27	2	2
											14	14	25	4	29	50	25	23	2	2
											30	21	51	3	54	75	51	24		
											51	21	72	14	86	101	72	28	1	1
											51	48	99	12	111	125	99	25		
											37	103	140	20	160	175	140	35		
											55	114	169	40	209	225	169	56		
											30	49	79	34	113	125	79	43	3	3
											78	78	152	52	204	225	152	71	2	2
											44	38	82	46	128	150	82	68		
											141	402	213	40	253	275	213	60	2	2
											131	64	195	75	270	275	195	75	2	2
											88	87	175	16	191	200	175	25		
											28	28	56	23	79	100	56	44		
											24	52	76	22	98	100	76	22	2	2
											9	211	220	41	261	275	220	55		
											57	46	103	43	146	150	103	46	1	1
											17	51	68	28	96	100	68	32		
											43	79	122	28	150	150	122	26	1	1
											51	47	98	31	129	150	98	52		
											97	89	186	61	247	250	187	63	1	1
											75	73	148	43	191	200	148	51	1	1
											70	61	131	33	164	175	131	41	1	1
											70	115	185	50	235	251	185	63	2	2

A. J. CAMPBELL,
Returning Officer.

61	100	161	52	213	225	161	63	1
59	152	211	76	287	300	211	86	3
77	113	190	85	275	275	190	82	3
97	121	218	79	297	300	218	80	2
81	115	196	70	266	275	196	73	6
139	131	270	56	326	350	270	80	1
140	95	235	71	306	325	235	85	2
110	69	179	77	256	275	179	96
63	39	102	27	129	150	102	48
91	33	121	33	157	176	121	51
108	69	177	41	218	177	177	51
113	75	188	26	214	226	188	38
124	44	168	16	184	200	168	32
120	63	183	12	195	200	183	17
110	50	160	3	163	176	160	13
72	42	114	37	151	175	114	61
86	30	116	36	152	176	116	60
141	41	182	29	211	225	182	43
84	50	134	12	146	150	134	16
94	26	120	10	130	150	120	30
70	43	113	18	131	150	113	37
54	118	172	17	189	200	172	28
40	95	135	27	162	175	135	39
60	61	121	26	147	150	121	28
72	33	105	22	127	150	105	45
68	104	172	29	201	225	172	51
45	62	107	15	122	124	107	17
78	119	197	32	229	250	197	48
70	105	175	24	199	200	175	21
149	54	203	22	225	250	203	47
114	105	219	25	244	250	219	30
98	55	153	29	182	200	153	44
86	68	151	27	181	200	151	46
128	111	239	17	256	275	239	34
60	94	154	45	199	200	154	44
55	53	108	16	124	125	108	14
84	100	184	27	211	225	184	39
37	46	83	6	89	100	83	17
36	21	57	6	63	75	57	18
16	35	51	21	72	100	51	49
57	96	153	17	170	175	153	22
158	156	314	42	356	375	314	60
21	35	56	7	63	75	56	19
94	66	160	43	203	225	160	65
61	22	83	9	92	100	83	15

RETURN from the Records of the GENERAL ELECTION to the Legislative Assembly, 1937—Continued.

Electoral District.	Numbers of Polling Places.	Names of Candidates and Number of Votes Polled for each.			Voters at each Polling Place.			Ballot Papers sent out and how disposed of in each Polling Place.						
		Newman	Frost		Total Number of Votes Polled.	Number of Votes remaining Unpolled.	Number of names on the Polling Lists.	Number of Ballot Papers sent out to each Polling Place.	Used Ballot Papers.	Unused Ballot Papers.	Rejected Ballot Papers.	Cancelled Ballot Papers.	Declined Ballot Papers.	Ballot Papers taken from Polling Places.
Victoria— <i>Cont.</i>	Stanhope.....	58	104		162	18	180	200	162	38				
	".....	44	53		97	7	104	125	97	28				
	Sturgeon Point.....	6	17		23		23	25	23	2				
	Verulam.....	94	82		176	24	200	225	176	48		1		
	".....	92	121		213	35	248	250	213	36		1		
	".....	119	75		194	35	229	250	194	56				
	".....	76	56		132	43	175	200	132	68			1	
	".....	69	79		148	27	175	200	148	49		2		
	".....	41	17		58	14	72	75	58	17				
	Woodville.....	174	83		257	31	288	300	257	42		1		
	Totals.....	9,033	9,372		18,405	4,062	22,467	24,264	18,406	5,734	103	22	9	
	Majority for Frost.....		339											

Total number of printed ballots not distributed to D.R.O's: 114. Total number of ballot papers printed: 24,378.

Waterloo, North...	Kitchener.....	No. 1 A	No. 1 B	No. 2 A	No. 2 B	No. 3 A	No. 3 B	No. 4 A	No. 4 B	No. 5	Total number of printed ballots not distributed to D.R.O's: 114.			Total number of ballot papers printed: 24,378.		
											Mustin	Stibson	Smith	Thomson	Walter	Used
	".....	47	0	86	17	2	152	66	218	155	70	1	2			
	".....	43	0	91	15	2	151	68	219	153	72	2				
	".....	44	0	97	20	5	166	73	239	169	81	3				
	".....	55	1	89	35	1	181	65	246	183	67	2				
	".....	163	1	116	16	6	302	161	463	307	168	5				
	".....	148	2	108	22	3	283	119	402	283	142					
	".....	60	1	106	12	2	181	77	258	183	92	2				
	".....	69	1	111	22	0	203	59	262	275	70	1				
	".....	147	3	134	31	5	320	132	452	330	145	10				

6 A	71	0	79	10	4	164	79	243	250	166	81	2
6 B	87	0	51	13	3	154	68	222	225	156	69	2
7 A	65	1	103	23	4	196	86	282	300	198	102	2
7 B	59	0	82	7	3	151	75	226	250	156	94	2
8	48	1	60	8	6	132	72	204	225	137	88	5
9	40	0	85	27	0	152	88	240	250	155	95	3
10 A	23	1	109	36	3	172	81	253	275	174	101	2
10 B	25	1	107	17	2	152	93	245	250	156	94	4
11 A	18	0	142	32	3	195	80	275	300	197	103	2
11 B	20	2	81	22	1	126	70	196	200	128	72	1
12 A	17	0	88	25	3	133	84	217	225	133	92	1
12 B	4	0	82	32	4	122	77	199	225	122	103
13 A	26	0	94	44	0	164	58	222	250	166	81	1
13 B	19	0	58	26	0	103	52	155	175	104	71
14 A	22	0	122	24	4	172	91	263	275	172	103
14 B	30	0	125	12	5	172	96	268	275	177	98	4
15 A	30	0	132	42	11	235	104	339	350	236	114	1
15 B	37	0	131	27	7	202	87	289	300	202	98
16 A	31	0	112	20	8	171	97	268	275	173	102	2
16 B	38	0	79	18	4	139	78	217	225	143	82	2
17 A	16	0	123	30	5	174	75	249	275	174	101
17 B	13	0	83	33	7	129	92	221	225	129	96
18 A	18	0	144	41	7	210	74	284	300	211	89
18 B	18	0	121	19	10	168	59	227	230	172	78	4
19 A	30	0	155	37	10	232	125	357	375	235	140	3
19 B	18	0	145	39	8	210	116	326	350	210	140
20 A	26	0	100	26	4	156	83	239	230	158	92
20 B	25	0	83	16	1	125	80	205	225	131	94	6
21 A	10	1	108	13	6	138	84	222	250	141	109	2
21 B	19	0	95	23	6	143	39	182	200	146	54	2
22 A	33	0	200	48	4	285	175	460	475	188	188	2
22 B	24	0	179	48	11	262	142	404	425	264	161	1
23 A	26	0	162	35	4	227	102	329	350	230	120	3
23 B	19	0	137	16	9	181	68	249	275	181	94
24 A	17	0	82	30	0	129	82	211	225	130	95	1
24 B	18	0	73	23	0	114	62	176	200	114	86
25 A	23	1	73	19	3	119	81	200	225	125	100	5
25 B	32	0	70	8	6	116	58	174	200	119	81	3
26 A	41	0	87	25	7	160	94	254	275	165	110	5
26 B	35	0	94	31	13	173	86	259	275	175	100	1
27	56	0	111	27	7	201	170	371	400	207	193	6
28 A	27	0	94	13	11	145	73	218	225	147	78	2
28 B	23	1	82	15	1	122	72	194	200	124	76	2
29 A	36	0	169	38	8	251	113	364	375	252	123	1

J. R. LIVINGSTON,
Returning Officer.

RETURN from the Records of the GENERAL ELECTION to the Legislative Assembly, 1937—Continued.

Electoral District.	Numbers of Polling Places.	Names of Candidates and Number of Votes Polled for each.					Voters at each Polling Place.				Ballot Papers sent out and how disposed of in each Polling Place.					
		Mustin	Sheoon	Smith	Thomson	Walter	Total Number of Votes Polled.	Number of Votes remaining Unpolled.	Number of names on the Polling Lists.	Number of Ballot Papers sent out to each Polling Place.	Used Ballot Papers.	Unused Ballot Papers.	Rejected Ballot Papers.	Cancelled Ballot Papers.	Declined Ballot Papers.	Ballot Papers taken from Polling Places.
Waterloo, North																
—Cont.																
	Kitchener—Cont.	41	0	112	33	4	190	89	289	300	191	109	1			
	No. 29 B	73	1	93	14	12	193	125	318	325	201	124				
	" 30 A	52	0	59	7	14	132	97	229	250	135	115				
	" 30 B	33	0	111	25	4	173	100	273	275	177	98				
	" 31 A	26	0	112	16	8	162	90	252	275	164	111				
	" 31 B	52	0	107	20	2	181	138	319	325	182	143				
	" 32	43	0	91	32	3	169	87	256	275	171	104				
	" 33 A	61	0	79	37	8	185	110	295	300	190	110				
	" 33 B	18	0	122	34	4	178	94	272	275	178	97				
	" 34 A	19	0	80	31	12	142	67	209	225	142	83				
	" 34 B	69	0	130	42	5	246	109	355	375	248	127				
	" 35 A	62	0	121	31	2	216	110	326	350	220	130				
	" 35 B	55	1	80	8	6	150	75	225	250	150	100				
	" 36 A	55	2	58	28	0	143	63	206	225	145	80				
	" 36 B	137	1	94	14	0	246	148	394	400	250	150				
	" 37 A	130	2	98	22	6	258	126	384	400	265	135				
	" 37 B	55	0	85	31	4	175	95	270	300	175	125				
	" 38 A	60	0	138	37	6	241	97	338	350	247	103				
	" 38 B	65	0	126	31	5	227	85	312	325	234	91				
	" 39 A	41	0	122	30	3	196	82	278	300	201	99				
	" 39 B	80	0	137	57	13	287	133	420	450	291	159				
	" 40	0	0	35	11	0	46	400	46	354				
	Advance Poll.	24	0	120	40	4	188	104	292	300	191	109				
	Town of Waterloo.	18	1	66	29	1	115	101	216	225	117	108				
	"	41	1	99	33	1	175	132	307	325	178	147				
	"	27	0	91	27	8	153	112	265	275	154	121				
	"	19	0	81	31	1	132	128	260	275	133	142				

RETURN from the Records of the GENERAL ELECTION to the Legislative Assembly, 1937—Continued.

Electoral District.	Numbers of Polling Places.	Names of Candidates and Number of Votes Polled for each.			Total Number of			Ballot Papers sent out and how disposed of in each Polling Place.			Ballot Papers sent out and how disposed of in each Polling Place.																	
		Uipol	Mitchell	Scott	Number of Votes remaining Unpolled.	Number of names on the Polling Lists.	Number of Ballot Papers sent out to each Polling Place.	Used Ballot Papers.	Unused Ballot Papers.	Rejected Ballot Papers.	Cancelled Ballot Papers.	Declined Ballot Papers.	Ballot Papers taken from Polling Places.	Number of Votes Polled.	Number of Votes remaining Unpolled.	Number of names on the Polling Lists.	Number of Ballot Papers sent out to each Polling Place.	Used Ballot Papers.	Unused Ballot Papers.	Rejected Ballot Papers.	Cancelled Ballot Papers.	Declined Ballot Papers.	Ballot Papers taken from Polling Places.					
Waterloo, South.	City of Galt.	A to L No. 1	Uipol	Mitchell	Scott	Number of Votes remaining Unpolled.	Number of names on the Polling Lists.	Number of Ballot Papers sent out to each Polling Place.	Used Ballot Papers.	Unused Ballot Papers.	Rejected Ballot Papers.	Cancelled Ballot Papers.	Declined Ballot Papers.	Ballot Papers taken from Polling Places.	402	129	581	405	120	3								
															271	163	374	276	99	5								
															180	81	261	182	93	1								
															197	92	289	198	102	1								
															321	90	411	327	98	3								
															109	112	405	102	102	1								
															119	98	382	102	88	3								
															57	88	284	57	49	10								
															64	68	191	64	201	4								
															43	59	236	43	60	3								
															24	69	225	24	75	3								
															29	87	234	29	114	6								
															41	118	175	41	179	4								
															29	112	202	29	252	4								
															32	144	285	32	381	7								
45	160	320	45	425	9																							
31	79	231	31	320	5																							
35	119	259	35	274	5																							
61	139	276	61	385	9																							
38	126	278	38	400	1																							
50	122	376	50	285	1																							
42	134	342	42	380	8																							
23	126	330	23	375	1																							
38	105	295	38	280	5																							
35	97	279	35	249	5																							
46	113	209	46	275	5																							
37	142	243	37	321	2																							
		251		336	6																							

Returning Officer.
P. J. FLYNN.

"	A to K	16	116	56	71	243	97	340	350	245	105	2				
"	L to Z	16	115	60	49	224	64	288	300	229	136	5				
Advance Poll			25	2	33	60	...	60	200	64	136	4				
Town of Preston	A to K	1	129	34	90	253	124	377	375	261	114	6				
"	L to Z		155	39	115	309	100	409	425	315	110	5				
"	A to K	2	109	42	86	237	54	291	300	238	62	1				
"	L to Z		90	25	133	248	58	306	300	255	45	7				
"	A to K	3	147	36	140	323	76	399	400	324	76	1				
"	L to Z	3	131	19	123	273	96	369	375	274	101	1				
"	A to K	4	119	25	128	272	75	347	350	278	72	6				
"	L to Z	1	129	17	86	232	91	323	325	233	92	1				
"	A to K	5	171	15	135	321	105	426	425	323	102	2				
"	L to Z	5	154	24	155	333	96	429	425	336	89	3				
"	A to K	6	162	30	114	306	126	432	425	313	112	7				
Town of Hespeler	A to L	1	56	59	50	165	54	219	225	166	59	1				
"	M to Z	1	91	50	46	187	51	238	250	187	63	3				
"	A to L	2	71	43	52	166	94	260	275	169	106	3				
"	M to Z	2	55	40	48	143	44	187	200	145	55	2				
"	A to L	3	57	17	51	125	50	175	175	127	48	2				
"	M to Z	3	48	31	46	125	34	159	175	126	49	1				
"	A to K	4	73	37	59	169	66	235	275	170	105	1				
"	L to Z	4	53	43	48	144	73	217	200	147	53	2				
"	A to L	5	61	37	58	156	53	209	225	158	67	2				
North Dumfries Tp.		1	87	0	25	112	54	166	200	114	86	2				
"		2	194	55	125	374	92	466	475	376	99	2				
"		3	255	42	59	356	90	446	450	360	90	4				
"		4	155	2	10	167	56	223	225	167	58	3				
"		5	161	0	24	292	86	378	375	293	82	1				
New Hamburg	A to K	1	181	7	104	244	93	337	325	244	81	2				
"	L to Z	1	138	4	102	244	86	337	325	244	81	2				
"		2	102	2	77	201	58	239	250	183	67	2				
"	A to K	1	137	5	59	206	132	333	325	204	121	1				
Village of Ayr	L to Z	1	121	4	53	178	119	297	300	178	122	1				
"		2	164	0	42	206	107	425	425	212	213	5				
Wilmot Tp.		2	253	2	47	302	179	481	475	309	166	6				
"		3	127	5	65	197	199	396	400	199	201	2				
"	A to K	4	91	1	39	131	199	330	330	191	191	1				
"	L to Z	4	133	0	43	176	164	340	350	178	172	1				
"		5	227	1	18	246	106	352	350	250	100	4				
"		6	120	2	69	191	98	289	275	193	82	2				
Waterloo Tp. Special		1	64	18	35	117	13	130	150	123	27	4				
"		2	172	6	16	194	214	408	425	196	229	1				
"		3	138	29	76	243	125	368	375	247	128	4				
"		4	203	16	57	276	196	475	475	283	192	6				
"		4	187	59	95	341	247	588	600	313	257	2				

"	"	A to L	"	12	97	21	33	151	53	204	225	156	69	5
"	"	M to Z	"	12	91	19	61	174	59	233	250	180	70	6
"	"	A to K	"	13	74	36	56	166	28	194	225	176	49	10
"	"	L to Z	"	13	79	22	49	150	33	172	200	155	45	5
"	"	A to K	"	14	81	9	65	155	33	188	200	157	43	2
"	"	L to Z	"	14	83	29	49	161	32	193	200	168	32	7
"	"	"	"	15	122	1	83	206	61	267	275	206	69	
"	"	A to L	"	16	78	12	61	151	43	194	200	155	45	4
"	"	M to Z	"	16	73	20	50	143	44	187	200	145	55	2
"	"	"	"	17	125	6	87	218	60	278	300	219	81	1
"	"	"	"	18	139	14	123	276	58	334	350	277	73	1
"	"	"	"	19	135	8	96	239	88	327	350	241	109	1
"	"	"	"	20	111	12	99	222	94	316	325	235	90	13
"	"	"	"	21	46	2	41	89	29	118	125	89	36	
"	"	"	"	22	8	0	15	23	23	100	100	23	77	
"	"	A to L	"	22	83	16	122	221	96	317	325	222	103	1
"	"	M to Z	"	22	96	14	102	212	77	289	300	216	84	3
"	"	A to C	"	23	52	3	71	126	49	175	200	127	73	1
"	"	D to Mc	"	23	80	11	129	220	65	285	300	222	78	1
"	"	M to Z	"	23	57	11	109	177	79	256	275	179	96	1
"	"	A to D	"	24	144	20	61	225	92	317	325	230	95	4
"	"	E to L	"	24	117	23	61	201	92	293	300	207	93	5
"	"	M to R	"	24	155	36	57	241	95	336	350	244	106	3
"	"	S to Z	"	24	97	20	57	174	72	246	250	177	73	3
"	"	A to L	"	25	112	9	124	245	86	331	350	245	105	
"	"	M to Z	"	25	84	18	130	232	81	313	325	234	91	2
"	"	A to C	"	26	76	19	79	174	100	274	300	175	125	1
"	"	D to K	"	26	67	7	121	195	123	318	325	196	129	1
"	"	L to M	"	26	86	10	76	172	107	279	300	173	127	1
"	"	N to R	"	26	77	1	52	133	75	208	225	133	92	4
"	"	S to Z	"	26	104	16	95	215	113	328	350	219	131	4
"	"	A to B	"	27	105	38	57	200	77	277	300	205	95	5
"	"	C to D	"	27	93	31	38	165	72	237	250	172	78	1
"	"	E to J	"	27	136	37	59	232	78	258	275	178	97	7
"	"	K to M	"	27	152	38	41	231	106	340	350	224	101	8
"	"	Mc to R	"	27	112	28	31	171	87	258	275	180	95	2
"	"	S to T	"	27	124	33	59	216	81	300	325	224	101	8
"	"	U to Z	"	27	63	20	24	107	31	138	150	109	41	2
"	"	A to G	"	28	95	7	76	159	77	236	250	161	89	2
"	"	H to N	"	28	98	4	76	178	78	256	275	180	95	2
"	"	O to Z	"	28	100	8	62	170	94	264	275	171	104	1
"	"	"	"	29	4	0	2	6	6	100	100	6	94	
"	"	"	"	29	75	1	71	147	48	195	225	151	74	4
"	"	"	"	30	145	9	89	243	81	324	350	243	107	
"	"	A to L	"	31	99	11	87	197	92	289	325	199	126	2

Returning Officer.

F. H. CLARK,

Advance Poll.

Thorold Tp.

		53	39	46	138	8	146	175	138	37		
"	A to K	52	32	48	137	22	159	176	138	38	1	
"	L to Z	53	42	48	185	23	208	191	138	38	1	
"	"	54	25	32	151	54	205	225	163	62	12	2
Humberstone Tp.	"	55	7	53	168	97	265	275	173	102	5	
"	"	56	1	84	215	42	257	275	218	57	3	
"	"	57	7	71	163	96	259	275	164	111	1	
"	"	58	16	89	165	81	246	275	172	103	6	1
"	"	59	5	68	148	54	202	225	150	75	1	
"	"	60	9	66	140	20	160	175	141	34	1	
"	"	61	6	22	68	32	100	125	68	57		
Humberstone, Village A to J	"	62	23	80	197	96	293	325	202	123	5	
"	K to Z	63	32	60	172	69	241	275	175	100	2	1
"	A to L	63	4	92	175	73	248	275	178	97	3	
"	M to Z	63	10	71	162	67	229	250	163	87	1	
"	A to L	64	13	102	218	85	303	325	263	102	5	
"	M to Z	64	6	81	183	128	311	325	185	140	2	
Wainfleet Tp.	"	65	7	66	181	33	214	225	186	39		5
"	"	66	5	35	116	75	191	225	116	109		
"	"	67	1	10	87	63	150	175	87	88		
"	"	68	0	44	117	46	163	175	118	57	1	
"	"	69	2	40	70	49	119	125	71	54	1	
"	"	70	2	30	96	32	128	150	98	52		2
"	"	71	1	9	63	23	86	100	63	37		
"	"	72	3	51	84	39	123	150	85	65	1	
"	"	73	0	15	69	20	89	100	69	31		
"	"	74	3	41	136	81	217	225	136	89		
"	"	75	2	37	103	64	167	200	103	97		
"	"	76	1	40	121	47	168	200	121	79		
Totals		9,994	1,542	7,048	18,584	6,923	25,506	28,250	18,914	9,336	253	19
Majority for Anderson		2,946										
Total number of printed ballots not distributed to D.R.'s: 1,750. Total number of ballot papers printed: 30,000.												
Wellington, North	Arthur Tp.	McEwing	McQuibban									
"	"	No. 1	No. 1	204	37	241	250	205	15	1		
"	"	" 2	" 2	199	19	218	225	200	25	1		
"	"	" 3	" 3	91	19	110	125	92	33	1		
"	"	" 4	" 4	178	31	209	225	178	47			
"	"	" 5	" 5	163	31	194	225	164	61			1
"	"	" 6	" 6	214	15	229	250	214	36			
Amaranth Tp.	"	" 1	" 1	100	64	164	175	100	75			
"	"	" 2	" 2	194	84	278	300	195	105			
"	"	" 3	" 3	118	94	212	225	122	103			

RETURN from the Records of the GENERAL ELECTION to the Legislative Assembly, 1937—Continued.

Electoral District.	Numbers of Polling Places.	Names of Candidates and Number of Votes Polled for each.		Voters at each Polling Place.		Ballot Papers sent out and how disposed of in each Polling Place.															
		McEwing	McQuibban	Total Number of Votes Polled.	Number of Votes remaining Unpolled.	Number of names on the Polling Lists.	Number of Ballot Papers sent out to each Polling Place.	Used Ballot Papers.	Unused Ballot Papers.	Rejected Ballot Papers.	Cancelled Ballot Papers.	Declined Ballot Papers.	Ballot Papers taken from Polling Places.								
Wellington, North —Con.....	Amaranth Tp.—Con.....	No. 4																			
	"	"	5	55	88	217	225	129	96												
	"	"	6	44	63	164	175	101	74												
	"	"	7	36	56	60	152	92	83												
	"	"	8	56	16	34	106	72	53												
	Arthur, Village of.....	"	8	62	36	98	139	150	99	51	1	2									
	"	"	1	119	78	31	228	250	201	49	2	2									
	"	"	2	101	72	15	188	200	173	27											
	"	"	3	77	117	46	240	250	195	55	1										
	Clifford, Village of.....	"	1	123	52	74	249	250	176	74	1										
	"	"	2	50	17	26	93	100	68	32	1										
	Drayton, Village of.....	"	1	115	125	37	277	300	241	59	1										
	"	"	2	61	46	31	138	150	110	40	2	1									
	"	"	1	51	24	49	124	150	76	74	1										
	Eramosa Tp.....	"	2	89	70	63	222	250	160	90	1										
	"	"	3	91	56	42	189	200	150	50	3										
	"	"	4	115	53	36	204	225	169	56	1										
	"	"	5	117	54	49	220	225	172	53	1										
	"	"	6	122	79	51	252	275	202	73	1										
	"	"	7	134	89	82	305	325	223	102											
Erin, Village of.....	"	1	119	83	51	253	275	205	70	3											
"	"	2	39	31	30	100	125	70	55												
Erin Tp.....	"	1	92	24	59	175	200	116	84												
"	"	2	132	30	59	221	225	163	62	1											
"	"	3	101	59	75	235	250	160	90												
"	"	4	78	54	67	199	200	134	66	1											
"	"	5	93	74	73	240	250	168	82												

A. B. WHESTONE,
Returning Officer.

"	129	93	222	82	304	325	223	102	1
"	127	74	201	71	272	275	203	72	2
"	87	22	109	57	166	175	109	66	
East Carafraza	41	46	87	26	113	125	88	37	1
"	42	49	91	21	112	125	93	32	2
"	41	40	81	39	120	125	82	43	1
"	65	111	176	57	233	250	176	74	
"	73	89	162	45	207	225	161	61	2
West Carafraza	118	63	181	52	233	250	181	69	
"	52	45	97	30	127	150	99	51	2
"	31	51	82	15	97	100	83	17	1
"	23	48	71	21	92	100	72	28	1
"	53	49	102	28	130	150	102	48	
"	63	30	93	21	114	125	94	31	1
"	35	69	104	45	149	175	105	70	1
"	57	50	107	25	132	150	107	43	
Grand Valley, Village of	77	122	199	33	232	250	200	50	1
"	80	84	164	30	194	200	166	34	2
Harriston Town	89	51	140	68	208	225	140	85	
"	77	36	113	39	152	175	113	62	
"	39	67	106	69	175	200	107	93	1
"	89	91	183	82	265	275	184	91	1
"	67	70	137	39	176	200	138	62	1
East Luther Tp.	74	69	143	33	176	200	143	57	
"	110	78	188	41	229	250	190	60	2
"	91	98	189	63	252	275	189	86	
West Luther Tp.	69	48	117	41	158	175	117	58	
"	55	61	116	36	152	175	117	58	1
"	70	77	147	40	187	200	148	52	1
"	68	69	137	39	176	200	137	63	
"	61	80	141	52	193	200	142	58	1
Maryborough Tp.	102	90	192	40	232	250	194	56	
"	51	28	82	61	143	150	82	68	
"	79	35	111	26	140	150	111	36	
"	100	63	163	42	205	225	163	62	
"	60	37	97	21	118	125	97	28	
"	75	43	118	38	136	175	118	57	2
"	83	122	205	41	249	250	207	43	
"	57	82	139	31	170	175	141	31	
Melancthon Tp.	135	88	223	116	339	350	223	127	
"	41	42	83	33	116	125	83	42	
"	54	55	109	61	170	175	110	65	1
"	71	83	151	62	216	225	151	71	
"	96	51	147	57	201	225	149	76	2
"	91	85	176	93	269	275	177	98	

Shelburne, Village of	1	87	143	230	57	287	300	230	70
"	2	42	82	21	21	145	150	124	26
"	3	77	178	255	72	327	350	257	93
Totals		8,704	7,068	15,772	5,186	20,958	22,550	15,769	6,781
Majority for McEwing		1,636							7

Total number of printed ballots not distributed to D.R.O's: 3,850. Total number of ballot papers printed: 26,400.

		King	Drew	Moon					
Wellington, South. Returning Officer.	Advance Poll.	31	27	0	58	58	91	1
	City of Guelph.	118	77	16	211	52	263	275	214
	"	122	99	19	240	47	287	325	242
	"	131	103	9	243	70	313	350	248
	"	120	77	14	211	53	264	275	215
	"	118	76	10	204	47	251	275	204
	"	137	76	14	227	49	276	300	229
	"	76	77	16	169	34	203	350	169
	"	107	79	10	196	59	255	375	199
	"	69	86	11	166	37	203	225	170
	"	106	73	8	187	83	270	325	192
	"	120	80	11	211	72	283	325	214
	"	115	94	3	212	58	270	325	213
	"	37	36	1	74	28	102	200	75
"	6	81	2	186	81	267	275	187	
"	7 A	172	4	172	45	217	225	175	
"	7 B	78	125	3	206	63	269	250	
"	8 A	98	99	7	201	59	263	300	
"	8 B	114	94	9	217	43	260	275	
"	8 C	49	86	12	147	51	201	148	
"	9 A	104	101	9	147	65	279	215	
"	9 B	124	141	8	273	73	346	273	
"	10	101	109	13	223	53	276	225	
"	11 A	76	88	14	178	39	217	250	
"	11 B	102	77	6	185	51	236	189	
"	11 C	84	105	11	200	55	255	205	
"	12 A	87	126	4	217	55	272	219	
"	12 B	93	105	4	202	48	250	202	
"	12 C	82	119	5	206	52	258	207	
"	13 A	112	100	9	221	66	287	226	
"	13 B	124	119	7	250	72	322	251	
"	14 A	146	158	13	317	74	391	319	

RETURN from the Records of the GENERAL ELECTION to the Legislative Assembly, 1937—Continued.

Electoral District.	City of Guelph	Cont.	No. 14 B	Names of Candidates and Number of Votes Polled for each.		Voters at each Polling Place.			Ballot Papers sent out and how disposed of in each Polling Place.							
				King	Drew	Moon	Total Number of Votes Polled.	Number of Votes remaining Unpoll'd.	Number of names on the Polling Lists.	Number of Ballot Papers sent out to each Polling Place.	Used Ballot Papers.	Unused Ballot Papers.	Rejected Ballot Papers.	Cancelled Ballot Papers.	Declined Ballot Papers.	Ballot Papers taken from Polling Places.
Wellington, South —Con.	"	"	82	76	5	163	51	214	225	165	60					
	"	"	100	81	4	188	47	235	275	188	87					
	"	"	90	93	5	188	59	247	250	190	60	1				
	"	"	78	99	1	178	56	234	275	179	96	1				
	"	"	170	109	9	288	90	378	450	291	159	3				
	"	"	135	73	10	218	65	283	275	219	56	1				
	"	"	94	101	9	204	62	266	275	206	69		2			
	"	"	123	94	9	226	18	244	275	226	49					
	"	"	107	101	6	214	48	262	300	214	86					
	"	"	110	97	10	217	44	261	275	219	56	2				
	"	"	18 A	74	6	152	128	280	282	152	73					
	"	"	117	96	8	221	42	263	275	223	52	2				
	"	"	19 A	85	15	209	70	279	325	211	114	2				
	"	"	19 B	109	85	15	306	117	423	375	308	67	2			
	"	"	20 A	164	135	7	306	117	423	375	308	67	2			
	"	"	20 B	82	51	3	136	55	191	275	138	137	1			
	"	"	21 A	86	86	14	220	62	282	300	222	78	2			
	"	"	21 B	82	109	5	196	55	251	275	198	77	2			
	"	"	22	117	102	20	239	67	306	325	241	84	2			
	Guelph Tp.	"	"	202	50	2	254	98	352	375	254	121				
	"	"	A to M	208	79	3	290	123	413	375	293	82		3		
	"	"	N to Z	53	24	0	77	48	125	150	78	72				
"	"	"	130	53	1	184	71	255	275	185	90	1				
"	"	"	145	91	13	249	62	311	325	249	76					
"	"	A to G	56	43	2	101	39	140	175	101	74					
"	"	H to M	89	55	0	144	55	199	225	145	80	1				
"	"	N to Z	56	53	4	113	52	165	175	114	61	1				

Puslinch Tp.	1	155	31	0	186	59	245	275	186	89	..
"	2	195	32	2	229	43	272	275	229	46	..
"	3	137	57	4	198	73	271	300	198	102	..
"	4	129	17	1	147	34	181	200	147	53	..
"	5	127	23	4	151	43	197	200	154	46	..
"	6	115	39	11	165	48	213	250	169	81	4
"	7	102	10	0	112	36	148	175	112	63	..
Nichol Tp.	1	119	47	2	168	325	170	155	2
"	2	66	43	0	109	240	972	150	110	40	1
"	3	199	68	1	268	325	270	55	2
"	4	44	39	0	83	125	83	42	..
"	5	64	39	1	104	200	104	96	..
Village of Fergus.	1	90	141	15	249	76	..	325	249	76	..
"	2	81	88	14	183	250	184	66	1
"	3	69	102	11	182	225	182	43	..
"	4	64	96	5	165	225	166	59	1
"	5	102	126	7	235	275	237	38	1
"	6	100	162	6	268	300	269	31	1
"	7	75	123	5	203	275	204	71	1
Pilkington Tp.	1	39	45	5	89	125	89	36	..
"	2	122	50	0	172	275	173	102	1
"	3	128	33	1	162	250	163	87	1
"	4	161	48	2	211	275	213	62	2
Village of Elora.	1	111	79	1	194	275	196	79	1
"	2	69	27	4	100	150	101	49	1
"	3	125	91	6	222	325	223	102	1
"	4	59	48	2	109	175	111	61	2
Totals		8,897	6,806	566	16,269	4,562	20,831	23,125	16,393	6,732	88
Majority for King		2,091									21

Total number of printed ballots not distributed to D.R.O's: 875. Total number of ballot papers printed: 24,000.

Wentworth		Hamilton, Ward 8.		Bethune		Cars-cullen		Gibson		Groves	
	No.		No.								
	1		1	64	40	13	118	70	188	200	82
	2		2	68	34	10	113	46	159	175	118
	3		3	61	34	8	100	56	156	100	113
	4		4	119	48	12	180	80	260	275	100
	5		5	60	24	11	95	70	165	175	180
	6		6	77	32	14	124	92	216	225	95
	7		7	70	42	19	138	83	221	225	80

..	33	52	23	21	4	100	68	168	175	100	75
..	34	77	24	25	0	129	89	218	225	129	96	..	6	..
..	35	41	28	20	3	92	60	152	150	92	58
..	36	62	24	41	1	128	61	189	200	128	72
..	37	36	33	24	8	101	162	175	101	74	5
..	38	27	38	38	4	152	104	256	250	152	98	..	2	..
..	39	66	21	35	7	129	60	189	200	129	71	..	4	..
..	40	35	16	23	4	78	51	129	150	78	72
..	41	40	35	29	1	105	43	148	150	105	45
..	42	40	29	32	1	102	45	147	150	102	48
..	43	52	22	27	6	107	65	172	175	107	68	..	3	..
..	44	54	31	7	4	96	54	150	150	96	54	..	3	..
..	45	40	39	24	6	109	52	161	175	109	66
..	46	47	40	24	11	122	55	177	200	122	78	..	5	..
..	47	36	36	34	4	123	64	187	200	123	77	..	3	..
..	48	37	22	14	2	75	35	110	125	75	50	..	2	..
..	49	53	27	18	4	102	97	199	200	102	98	..	8	..
..	50	56	22	33	0	111	89	200	200	111	89	..	5	..
..	51	54	28	18	5	105	46	151	150	105	45	..	3	..
..	52	57	33	33	8	131	87	218	225	131	94	..	2	..
..	53	66	26	20	2	114	75	189	200	114	86	..	2	..
..	54	73	23	40	6	142	88	230	250	142	108	..	2	..
..	55	51	34	30	2	117	81	198	200	117	83
..	56	70	28	26	4	128	84	212	225	128	97	..	2	..
..	57	53	31	36	13	133	83	216	225	133	92
..	58	42	25	33	6	106	67	173	175	106	69
..	59	54	25	31	7	117	64	181	200	117	83	..	4	..
..	60	61	27	34	2	124	108	232	250	124	126	..	11	..
..	61	79	17	32	8	136	50	186	200	136	64	..	3	..
..	62	91	26	32	8	161	52	213	225	161	61	..	3	..
..	63	55	28	26	8	117	55	172	175	117	58	..	1	..
..	64	50	25	27	6	108	78	186	200	108	92	..	10	..
..	65	78	47	20	1	146	99	245	250	146	104	..	3	..
..	66	64	39	8	3	112	48	160	175	112	63	..	1	..
..	67	74	41	9	3	127	70	197	200	127	73
..	68	60	60	17	0	137	69	206	225	137	88	..	3	..
..	69	62	38	10	1	111	85	196	200	111	89	..	3	..
..	70	62	48	17	1	128	61	189	200	128	72
..	71	72	46	5	1	124	69	193	200	124	76	..	2	..
..	72	48	59	11	3	121	74	155	175	121	81
..	73	57	69	27	3	156	77	233	250	156	94	..	4	..
..	74	32	27	25	4	108	38	146	150	108	42	..	1	..
..	75	56	56	30	0	142	78	220	225	142	83	..	4	..
..	76	65	56	21	1	134	64	198	200	134	66	..	2	..
..	77	77	53	8	0	138	73	211	225	138	87

Ward 1

Ward 2

RETURN from the Records of the GENERAL ELECTION to the Legislative Assembly, 1937—Continued.

Electoral District.	Numbers of Polling Places.	Names of Candidates and Number of Votes Polled for each.	Voters at each Polling Place.				Ballot Papers sent out and how disposed of in each Polling Place.										
			Total Number of Votes Polled.	Number of Votes remaining Unpolled.	Number of names on the Polling Lists.	Number of Ballot Papers sent out to each Polling Place.	Used Ballot Papers.	Unused Ballot Papers.	Rejected Ballot Papers.	Cancelled Ballot Papers.	Declined Ballot Papers.	Ballot Papers taken from Polling Places.					
Wentworth—Con.	Hamilton, Ward 2—Con.	No. 78	Bethune	Cars-callen	Gibson	Groves	131	39	170	175	131	44	1	1	1	1	
	"	" 79	59	52	19	1	141	75	216	225	84	84	1	1	1	1	
	"	" 80	56	49	33	3	161	57	218	225	161	64	3	3	3	3	
	Advance Poll	A to E	42	17	0	1	60	60	60	100	60	40	40	1	2	1	1
	"	F to L	63	75	7	1	146	35	181	200	147	53	67	2	2	1	1
	"	M to Z	81	51	1	0	133	43	176	200	133	67	74	2	2	1	1
	"	A to L	104	87	10	0	201	57	258	275	201	74	117	5	5	2	2
	"	M to Z	107	108	17	1	233	97	330	333	233	117	120	3	3	2	2
	"	A to L	107	59	12	2	180	100	280	300	180	120	96	5	5	2	2
	"	M to Z	106	35	12	1	154	96	250	250	154	96	5	5	2	2	2
	"	A to L	66	46	10	0	122	66	188	200	166	34	1	1	1	1	1
	"	M to Z	140	60	22	1	223	45	268	275	223	52	65	6	6	2	2
	"	A to L	98	68	13	6	185	49	234	250	185	65	88	5	5	2	2
	"	M to Z	61	75	48	3	187	69	256	275	187	88	77	2	2	1	1
	"	A to L	59	54	28	7	148	56	204	225	148	77	37	2	2	1	1
	"	M to Z	67	45	1	0	113	30	143	150	113	37	134	1	1	1	1
	"	A to L	82	27	6	1	116	122	238	250	116	134	1	1	1	1	1
	"	M to Z	61	24	4	0	89	28	117	125	89	36	4	4	4	4	4
	"	A to L	59	57	6	1	123	32	155	175	123	52	52	2	2	1	1
	"	M to Z	92	94	29	0	215	87	302	300	215	85	2	2	1	1	1
	"	A to L	51	62	18	0	132	76	208	225	132	93	105	2	2	1	1
"	M to Z	106	68	19	2	195	95	290	300	195	105	107	1	1	1	1	
"	A to F	131	68	18	1	218	91	309	325	218	107	94	1	1	1	1	
"	G to Mc	102	68	10	1	181	87	268	275	181	94	45	1	1	1	1	
"	M to Z	47	32	1	0	80	29	109	125	80	80	45	1	1	1	1	

Stoney Creek	A to L	1 A	122	102	16	1	241	74	315	325	241	84	2	
"	"	"	132	81	3	0	216	83	299	275	216	59	4	
Glanford	M to Z	1 B	145	67	10	0	222	48	270	275	222	53		
"	"	2	157	94	2	0	233	107	360	375	253	122		
"	"	3	67	24	1	0	92	37	125	150	92	58		
"	"	4	95	74	8	0	177	33	210	225	177	48	3	
Binbrook	"	1	127	75	10	1	213	59	272	275	213	62	2	
"	"	2	147	93	21	1	262	57	319	325	262	63	3	
"	"	3	93	56	9	0	158	21	179	200	158	42	1	
Barton	A to L	1 A	57	44	27	0	128	92	220	225	128	97	5	
"	"	"	47	68	19	5	139	54	193	200	139	61	4	
"	M to Z	1 B	138	65	9	6	218	56	274	275	218	57	3	
"	"	2	137	90	8	2	237	45	282	300	237	63	7	
"	"	3	124	58	26	0	208	98	306	325	208	117	4	
"	"	4	54	16	2	1	73	29	102	125	73	52	3	
"	"	5	128	22	1	2	153	41	194	200	153	47	2	
Ancaster	"	1	141	42	5	3	191	47	238	250	191	59	3	
"	"	2	57	62	3	0	122	64	186	200	122	78		
"	A to L	3 A	59	50	8	3	120	41	161	175	120	55	2	
"	M to Z	3 B	109	77	11	1	198	78	276	300	198	102	3	
"	A to F	4 A	98	40	5	2	145	47	192	200	145	55	1	
"	G to L	4 B	199	81	11	0	291	142	433	450	291	139	4	
"	M to Z	4 C	91	33	4	0	128	36	164	175	128	47	1	
"	A to L	5 A	119	32	8	0	159	34	193	200	159	41	2	
"	M to Z	5 B	146	30	3	0	179	74	253	275	179	96	3	
"	"	6	161	21	9	1	192	46	238	250	192	58		
"	"	7	72	24	8	0	104	20	124	125	104	21	2	
"	"	8	86	37	27	4	151	136	290	300	151	146	6	
"	"	9 A	88	56	20	0	161	68	481	250	443	187	3	
"	"	9 B	129	73	45	2	249			350		8		
Totals			10,068	5,720	2,480	348	18,616	8,522	27,138	28,630	18,717	10,039	251	56
Majority for Bethnac			4,318										19	

Total number of printed ballots not distributed to D.R.O's: 2,500. Total number of ballot papers printed: 31,500.

Windsor-Walkerville

Advance Poll	Atkinson	Croll	Morand
Ward 4	0	18	10
"	8	58	22
"	10	46	22
"	6	53	35
"	4	81	34
"	2	66	19
"	12	41	39
"	6	45	15

Ward 4

No. 1	28	200	172
" 2 A	88	175	97
" 2 B	78	83	92
" 3	94	134	83
" 4	94	141	92
" 5	122	200	103
" 6	76	198	125
" 7	48	250	125
" 8	87	175	91
" 9 A	19	135	81
" 9 B	41	149	103
" 9 C	66	150	84

RETURN from the Records of the GENERAL ELECTION to the Legislative Assembly, 1937—Continued.

Electoral District.	Numbers of Polling Places.	Names of Candidates and Number of Votes Polled for each.			Voters at each Polling Place.				Ballot Papers sent out and how disposed of in each Polling Place.									
		Atkinson	Croll	Morand	Total Number of Votes Polled.	Number of Votes remaining Unpolled.	Number of names on the Polling Lists.	Number of Ballot Papers sent out to each Polling Place.	Used Ballot Papers.	Unused Ballot Papers.	Rejected Ballot Papers.	Cancelled Ballot Papers.	Declined Ballot Papers.	Ballot Papers taken from Polling Places.				
Windsor-Walkerville—Con. BENJ. A. MALEYKO, Returning Officer.	Ward 4—Con.																	
	No. 30	6	63	45	114	75	189	250	117	133	3	
	" 31 A	7	69	31	107	65	172	225	114	111	7	
	" 31 B	7	99	19	125	60	185	225	130	95	5	
	" 32 A	7	59	20	86	52	138	175	87	88	1	
	" 32 B	3	57	30	90	54	144	175	90	85	
	Ward 3																	
	" 1 A	1	46	34	81	45	126	175	82	93	1	
	" 1 B	3	64	28	95	43	138	175	96	79	..	1	
	" 2 A	11	70	32	113	61	174	200	117	83	4	
	" 2 B	9	72	39	127	96	216	250	123	127	3	
	" 3	7	107	53	167	67	234	275	171	104	3	1	
	" 4 A	11	77	35	123	50	173	225	134	91	10	
	" 4 B	4	63	17	84	64	148	200	88	112	4	
	" 5 A	0	48	30	78	27	105	150	82	68	4	
" 5 B	12	51	24	87	37	124	175	91	84	4		
" 6	18	88	36	142	44	186	225	149	76	7		
" 7 A	6	71	25	102	41	143	200	103	97	1		
" 7 B	4	69	25	98	42	140	175	100	75	2		
" 8 A	9	73	17	99	45	144	175	102	73	3		
" 8 B	13	78	23	114	41	155	200	117	83	2	1		
" 9 A	3	79	17	99	30	129	175	100	75		
" 9 B	11	78	27	116	35	151	200	120	80	3	1		
" 10 A	5	76	15	96	46	142	175	102	73	6		
" 10 B	7	85	7	100	39	139	175	102	73	1	1		
" 11 A	8	88	29	125	66	191	225	130	95	5		
" 11 B	1	98	20	119	55	174	200	124	76	5		

11	12 A	14	106	40	146	175	107	68	1	1	1	1
6	12 B	14	98	58	156	200	102	98	4	1	1	1
2	13 A	45	100	62	162	200	105	95	4	1	1	1
4	13 B	16	106	61	167	200	109	91	3	1	1	1
6	14	25	121	60	181	225	123	102	2	1	1	1
8	15 A	20	94	36	130	175	95	80	1	1	1	1
8	15 B	27	97	42	133	175	98	77	1	1	1	1
6	16 A	35	127	75	202	250	130	120	3	1	1	1
6	16 B	46	143	61	207	250	148	102	3	1	1	1
7	17 A	20	116	50	166	200	118	82	5	1	1	1
2	17 B	33	116	62	178	225	120	105	4	1	1	1
13	18 A	36	158	52	210	250	159	91	1	1	1	1
7	18 B	25	165	55	220	250	168	82	3	1	1	1
2	19 A	67	88	30	118	90	90	60	2	1	1	1
9	19 B	59	78	38	116	175	80	95	2	1	1	1
9	20 A	16	115	47	162	200	116	81	1	1	1	1
7	20 B	35	133	62	195	250	131	116	1	1	1	1
8	21 A	40	124	63	187	225	127	98	1	3	1	1
7	21 B	45	112	58	170	200	113	87	1	3	1	1
6	22	57	159	57	216	250	162	88	5	1	1	1
11	23 A	90	128	47	175	225	136	89	8	1	1	1
6	23 B	36	160	37	197	250	163	87	3	1	1	1
17	24 A	32	171	59	230	275	179	96	7	1	1	1
15	24 B	51	175	65	240	300	180	120	5	1	1	1
9	25 A	15	119	26	145	175	120	55	1	1	1	1
7	25 B	25	111	24	135	175	111	64	1	1	1	1
6	26 A	18	129	51	180	225	133	92	4	1	1	1
8	26 B	26	126	51	180	225	127	98	1	1	1	1
11	27 A	34	115	42	157	200	116	81	1	1	1	1
7	27 B	31	117	35	152	200	117	83	1	1	1	1
5	28 A	20	92	39	131	175	96	79	4	1	1	1
4	28 B	15	73	30	103	150	71	76	1	1	1	1
8	29 A	19	98	33	131	150	101	49	3	1	1	1
6	29 B	7	82	42	124	150	85	65	3	1	1	1
6	31 A	52	131	45	176	225	131	91	1	1	1	1
8	31 B	21	68	21	89	125	70	55	2	1	1	1
8	32 A	17	106	21	127	150	101	48	1	1	1	1
11	32 B	22	89	31	120	150	91	59	2	1	1	1
11	33 A	45	148	44	192	250	148	102	1	1	1	1
16	33 B	29	129	67	196	225	131	91	3	2	1	1
10	34 A	32	95	28	123	150	96	51	1	1	1	1
2	34 B	29	90	40	130	150	91	59	1	1	1	1
19	35 A	32	183	37	220	250	187	63	3	1	1	1
16	35 B	39	178	37	215	250	180	70	2	1	1	1
1	36 A	36	102	51	156	200	101	96	2	1	1	1

"	"	6 A	90	4	2	3	99	32	131	150	103	47	4
"	"	6 B	80	4	0	2	86	26	112	150	88	62	2
"	"	7 A	44	16	10	72	140	68	140	150	73	77	1
"	"	7 B	50	5	3	60	119	59	150	150	88	88	2
"	"	8	22	11	0	31	125	91	125	150	35	65	1
"	"	9	65	26	28	121	208	87	208	250	129	121	8
"	"	1 A	133	17	2	152	200	48	200	250	161	89	8
"	"	1 B	113	6	3	123	182	59	182	200	128	72	4
"	"		2	6	1	10	41	4	41	50	10	40	1
"	"												
"	"	1 A	65	31	18	114	187	73	187	250	124	126	10
"	"	1 B	57	29	14	101	167	66	167	200	108	92	7
"	"	2 A	38	15	15	69	73	4	73	100	73	27	2
"	"	2 B	53	29	0	15	97	18	115	150	100	50	3
"	"	3 A	44	20	12	78	122	44	122	150	82	68	4
"	"	3 B	47	8	13	68	61	129	150	73	77	5	4
"	"	4 A	44	17	11	72	41	113	150	76	74	4	4
"	"	4 B	61	30	23	115	90	205	205	250	125	125	10
"	"	5 A	67	21	21	109	73	182	182	200	121	79	10
"	"	5 B	62	17	21	102	60	162	162	250	106	144	4
"	"	6 A	52	18	22	93	84	177	200	100	100	100	7
"	"	6 B	83	24	15	122	79	201	150	119	21	7	7
"	"	7 A	73	25	8	106	79	185	200	114	86	8	8
"	"	7 B	57	21	8	86	200	114	200	200	90	110	4
"	"	8 A	76	26	21	124	79	203	250	131	119	119	7
"	"	8 B	81	14	20	116	91	207	250	119	131	131	3
"	"	9 A	83	31	5	119	177	200	222	222	144	4	4
"	"	9 B	61	38	9	108	6	114	150	116	34	7	1
"	"	10 A	50	20	6	76	53	129	150	78	52	2	2
"	"	10 B	77	23	9	109	80	189	200	112	88	1	2
"	"	11 A	63	14	17	95	69	164	200	99	101	4	4
"	"	11 B	60	16	3	79	42	121	150	85	65	6	6
"	"	12 A	37	25	8	70	57	127	200	73	127	3	3
"	"	12 B	45	27	10	82	64	146	150	80	64	2	2
"	"	13 A	76	12	16	104	51	155	200	104	96	1	1
"	"	13 B	80	8	7	93	61	154	200	96	104	1	1
"	"	14 A	51	31	5	87	70	157	200	90	110	3	3
"	"	14 B	74	21	5	100	49	149	200	100	100	100	100
"	"	15 A	56	21	6	84	80	164	200	92	113	8	8
"	"	15 B	47	20	10	77	49	126	150	78	72	1	2
"	"	16 A	62	23	18	104	15	119	250	106	94	2	2
"	"	16 B	63	30	16	109	53	162	200	111	109	2	1
"	"	17 A	54	20	11	85	70	155	200	90	110	5	5
"	"	17 B	49	31	13	93	68	161	200	100	100	100	100
"	"	18 A	66	23	5	91	66	160	200	99	101	15	15

ALVAN C. BELL,
Returning Officer.

RETURN from the Records of the GENERAL ELECTION to the Legislative Assembly, 1937—Continued.

Electoral District.	Numbers of Polling Places.	Names of Candidates and Number of Votes Polled for each.				Voters at each Polling Place.			Ballot Papers sent out and how disposed of in each Polling Place.							
		Clark	Fleming	McDonald	Kodd	Total Number of Votes Polled.	Number of Votes remaining Unpolled.	Number of names on the Polling Lists.	Number of Ballot Papers sent out to each Polling Place.	Used Ballot Papers.	Unused Ballot Papers.	Rejected Ballot Papers.	Cancelled Ballot Papers.	Declined Ballot Papers.	Ballot Papers taken from Polling Places.	
Windsor-Sandwich —Con.	Ward 5—Con	No. 18 B	59	19	0	10	90	62	152	200	92	108	2			
	"	" 19	20	7	3	8	38	20	58	100	49	51	11			
	"	" 20 A	52	38	0	17	107	90	197	200	110	90	3	3		
	"	" 20 B	75	24	1	9	109	70	179	200	110	90	1			
	"	" 21 A	54	37	0	30	121	29	150	200	122	78	1			
	"	" 21 B	59	41	1	9	110	55	165	250	116	134	4	2		
	"	" 22 A	45	18	1	17	81	53	134	150	86	64	5			
	"	" 22 B	42	30	1	8	81	63	144	200	83	117	2			
	"	" 23 A	43	35	1	18	97	62	159	200	102	98	5			
	"	" 23 B	43	33	2	10	75	64	139	150	81	69	6			
	"	" 24 A	63	32	1	20	116	63	179	200	119	81	3			
	"	" 24 B	42	11	0	14	67	58	125	150	77	77	0	6		
	"	" 25 A	50	24	0	9	83	66	149	200	86	114	2			
	"	" 25 B	41	27	0	11	79	11	90	100	82	18	3			
	"	" 26 A	51	12	1	5	69	65	134	150	75	75	6			
	"	" 26 B	40	21	1	13	75	58	133	150	79	71	4			
	"	" 27 A	41	15	2	15	73	61	134	150	75	75	2			
	"	" 27 B	37	16	0	23	76	31	107	150	79	71	3			
	"	" 28	59	18	1	29	107	77	184	200	109	91	1			
	"	" 29	38	21	0	4	63	39	102	150	67	83	4			
	"	" 30	11	7	0	4	22	14	36	50	24	26	2			
	Ward 4	" 5 A	62	14	0	10	86	58	144	150	90	60	2			
	"	" 5 B	40	14	1	13	68	76	144	150	70	80	2			
	"	" 6	36	16	0	5	57	51	108	150	58	92	1			
	"	" 7	95	26	2	13	136	85	221	250	141	109	4			
	"	" 8 A	62	31	1	9	103	91	194	200	106	94	3			

..	8 B	38	25	0	3	66	68	134	200	70	130	4
..	9 A	66	18	0	9	93	105	198	250	96	154	3
..	9 B	66	27	0	17	110	25	135	150	115	35	5
..	10 A	68	21	0	20	109	56	165	200	117	83	5
..	10 B	31	12	1	12	56	52	108	150	58	92	2
..	11 A	60	21	0	10	91	65	156	200	98	102	5
..	11 B	50	19	0	5	75	57	132	150	76	74	1
..	12 A	48	30	2	14	94	73	167	200	106	106	1
..	12 B	47	21	0	10	78	65	143	200	81	119	3
..	13 A	76	15	1	5	97	59	156	200	101	99	4
..	13 B	48	17	1	13	79	52	131	150	82	68	3
..	14 A	58	26	0	24	108	81	192	200	112	88	4
..	14 B	42	35	2	10	89	91	180	200	92	108	3
..	15 A	70	35	1	10	116	76	192	250	119	131	3
..	15 B	49	36	0	2	87	53	140	150	90	60	3
..	16 A	38	22	0	13	73	65	138	250	74	176	1
..	16 B	50	18	0	12	80	68	148	200	88	112	3
..	17 A	56	17	0	14	87	46	133	150	90	60	3
..	17 B	67	18	0	7	92	58	150	200	93	107	1
..	18 A	101	39	0	21	161	123	284	300	163	137	2
..	18 B	39	18	0	11	68	59	127	150	69	81	1
..	19 A	65	33	0	13	111	85	196	200	111	89	1
..	19 B	41	22	1	15	79	79	158	200	80	120	1
..	20 A	58	21	1	30	110	74	184	200	114	86	4
..	20 B	35	28	2	7	72	34	106	150	73	71	1
..	21 A	43	15	3	6	67	53	120	150	71	78	4
..	21 B	47	14	2	6	69	60	129	150	71	79	1
..	22	72	27	0	15	114	78	192	200	114	86	1
..	23 A	62	15	0	22	99	110	209	250	100	150	1
..	23 B	40	20	0	13	73	17	90	100	77	23	4
..	24 A	46	26	4	8	84	72	156	200	86	114	2
..	24 B	55	21	0	14	90	81	171	200	91	109	1
..	25 A	73	23	1	11	108	91	199	200	112	88	4
..	25 B	67	35	0	18	120	67	187	200	122	78	2
..	26 A	55	22	1	13	91	88	179	200	95	105	1
..	26 B	59	29	1	12	101	79	180	200	127	123	7
..	27 A	72	10	0	28	140	89	229	250	131	161	1
..	27 B	102	20	0	7	129	129	258	300	164	161	5
..	28	56	19	0	5	80	102	209	250	86	164	5
..	33 A	23	10	3	66	102	60	162	200	109	93	5
..	33 B	32	17	1	5	55	33	88	100	56	41	1
..	34 A	72	28	0	10	110	55	165	200	110	90	1
..	34 B	55	19	0	8	82	45	127	150	65	65	3
..	35 A	65	22	3	13	103	81	187	200	106	94	2
..	35 B	73	30	0	19	122	15	167	200	116	71	1

RETURN from the Records of the GENERAL ELECTION to the Legislative Assembly, 1937—Continued.

Electoral District.	Numbers of Polling Places.	Names of Candidates and Number of Votes Polled for each.				Voters at each Polling Place.			Ballot Papers sent out and how disposed of in each Polling Place.						
		Clark	Fleming	Mc-Donald	Rodd	Total Number of Votes Polled.	Number of Votes remaining Unpolled.	Number of names on the Polling Lists.	Number of Ballot Papers sent out to each Polling Place.	Used Ballot Papers.	Unused Ballot Papers.	Rejected Ballot Papers.	Cancelled Ballot Papers.	Declined Ballot Papers.	Ballot Papers taken from Polling Places.
Windsor-Sandwich	Ward 4—Con	No. 36 A	55	29	2	16	102	59	161	200	104	96	2		
—Con.	"	" 36 B	38	17	1	7	63	40	103	150	67	83	4		
	"	" 37	45	13	2	6	66	65	131	100	66	84			
	"	" 38	51	31	6	28	116	84	200	250	124	126	4	4	
	"	" 39	41	31	2	27	101	79	180	200					
	"	" 40	66	32	1	23	122	93	215	250	126	124	4		
	"	" 41	20	15	0	3	38	7	45	100	40	60			
	"	" 42	35	4	1	7	47	21	68	100	52	48			
	"	" 43	54	25	19	15	99	57	156	200	101	99	2		
	"	" 44 A	66	26	0	15	107	58	165	200	110	90	3		
	"	" 44 B	33	9	1	15	58	46	104	150	60	90	1		
	"	" 45 A	38	15	1	22	76	48	124	150	77	73	1		
	"	" 45 B	35	22	0	4	61	43	104						
	"	" 46 A	51	15	1	1	68	68	136	200	75	125	1		
	"	" 46 B	47	35	0	9	91	69	160	200	96	104	5		
	"	" 47 A	67	17	0	6	90	62	152	200	90	110	3		
	"	" 47 B	54	11	0	4	69	51	120	150	70	80	1		
	"	" 48 A	66	27	1	8	102	93	195	200	103	97	1		
	"	" 48 B	72	23	0	7	102	83	185	200	103	97	1		
	"	" 49 A	71	20	1	8	100	93	193	250	100	150			
	"	" 49 B	38	18	3	18	77	66	143	200	79	121		1	
	"	" 50 A	33	19	0	12	64	62	126	150	65	85	1		
	"	" 50 B	39	12	0	11	62	62	124	150	63	87	1		
	"	" 51 A	63	27	0	15	105	51	156	200	105	95			
	"	" 51 B	48	28	0	13	89	51	140	200					
	"	" 52	57	37	2	20	116	92	208	250	117	133	1		

"	" 53 A	47	23	2	6	77	45	122	150	81	69	4	
"	" 53 B	40	20	0	16	76	59	135	150	78	72	1	
"	" 54	62	32	0	29	123	71	194	200	126	74	2	
"	" 55	88	23	1	17	129	86	215	250	129	121	2	
"	" 56	49	26	0	30	105	106	211	250	108	112	3	
"	" 57	54	12	0	19	85	59	134	200	91	109	6	
"	" 58	56	19	0	15	90	90	180	200	94	106	2	
"	" 59	80	17	0	6	103	61	167	200	106	94	3	
"	" 30	35	4	0	9	48	26	74	
"	" 44 A	68	17	2	23	110	80	190	250	117	133	6	
"	" 44 B	41	12	1	5	59	152	211	250	59	191	1	
"	" 45 A	31	25	0	23	79	59	138	150	81	69	2	
"	" 45 B	48	22	0	11	81	65	116	200	84	116	3	
"	" 46	78	17	3	42	140	77	217	250	146	104	4	
"	" 47	61	21	1	42	125	79	204	250	2	
Totals.....		9,155	3,461	138	2,063	14,817	10,322	25,103	30,800	14,808	14,654	193	27
Majority for Clark.....		5,694

Total number of printed ballots not distributed to D.R.O's: 700. Total number of ballot papers printed: 31,500.

York, East.....	East York Tp	No. 1 A	Henry	McConnell	Wilflams	Deupster	147	136	399	275	266	126
"	"	" 1 B	46	46	55	0	116	225	108
"	"	" 2	51	39	26	0	152	86	238	258	155	95
"	"	" 3	120	60	25	0	205	87	292	300	206	94
"	"	" 4	65	58	48	1	172	102	274	300	174	126
"	"	" 5	61	50	66	1	181	97	278	300	189	111
"	"	" 6	66	35	24	0	125	62	187	200	127	73
"	"	" 7	61	32	29	1	123	72	195	225	124	101
"	"	" 8	75	79	42	1	197	125	322	350	203	147
"	"	" 9	67	61	64	0	192	99	291	325	194	131
"	"	" 10	58	49	65	1	173	104	277	300	177	123
"	"	" 11	81	48	53	5	187	87	274	300	190	110
"	"	" 12	71	45	51	6	173	140	313	325	174	151
"	"	" 13	58	56	65	4	183	123	306	325	184	141
"	"	" 14	66	48	55	2	171	129	300	325	173	152
"	"	" 15	59	41	54	1	158	118	276	300	162	138
"	"	" 16	67	66	67	2	202	80	282	300	202	98
"	"	" 17	57	27	52	2	138	64	202	275	139	86
"	"	" 18	77	45	42	0	164	82	246	275	166	109
"	"	" 19	75	47	79	1	202	138	340	375	202	173
"	"	" 20	59	41	83	2	185	81	266	300	187	113

LYMAN A. KENNEDY,
Returning Officer.

RETURN from the Records of the GENERAL ELECTION to the Legislative Assembly, 1937—Continued.

Electoral District.	Numbers of Polling Places.	Names of Candidates and Number of Votes Polled for each.				Voters at each Polling Place.			Ballot Papers sent out and how disposed of in each Polling Place.						
		Henry	McConnell	Williams	Dem-ster	Total Number of Votes Polled.	Number of Votes remaining Unpolled.	Number of names on the Polling Lists.	Number of Ballot Papers sent out to each Polling Place.	Used Ballot Papers.	Unused Ballot Papers.	Rejected Ballot Papers.	Cancelled Ballot Papers.	Declined Ballot Papers.	Ballot Papers taken from Polling Places.
York, East—Con...	East York Tp. Con.....	No. 21	73	43	52	1	64	233	250	170	80	1			
	" " " " " " " " " "	" 22	81	65	49	3	121	319	350	200	150	1	1		
	" " " " " " " " " "	" 23	72	50	38	1	161	109	300	165	135	4			
	" " " " " " " " " "	" 24	68	30	48	0	146	99	275	148	127	2			
	" " " " " " " " " "	" 25	82	61	49	0	192	87	300	195	105	3			
	" " " " " " " " " "	" 26	88	48	53	3	192	81	300	192	108	2			
	" " " " " " " " " "	" 27	65	35	62	6	168	98	300	170	130	2			
	" " " " " " " " " "	" 28	75	57	40	1	173	101	300	173	127	1			
	" " " " " " " " " "	" 29	70	50	53	0	173	97	270	174	126	1			
	" " " " " " " " " "	" 30	71	47	46	0	164	99	263	167	108	1			
	" " " " " " " " " "	" 31	72	67	40	3	182	87	300	189	111	4	3		
	" " " " " " " " " "	" 32	53	45	20	0	118	56	174	200	121	76	4	2	
	" " " " " " " " " "	" 33	69	40	51	2	162	88	275	164	111	2			
	" " " " " " " " " "	" 34	52	22	51	0	125	81	225	127	98	2			
	" " " " " " " " " "	" 35	46	47	60	1	154	84	238	250	154	96			
	" " " " " " " " " "	" 36	40	37	32	0	109	88	197	111	114	2			
	" " " " " " " " " "	" 37	65	41	72	0	178	89	267	180	120	2			
	" " " " " " " " " "	" 38	71	55	74	1	201	69	270	202	98	1			
	" " " " " " " " " "	" 39	62	75	54	0	191	109	300	200	125	8			
	" " " " " " " " " "	" 40	70	66	30	0	166	133	299	325	169	156	3		
	" " " " " " " " " "	" 41	58	61	46	2	167	148	315	350	171	179	1	3	
	" " " " " " " " " "	" 42 A	60	50	47	2	159	90	364	275	65	1			
	" " " " " " " " " "	" 42 B	54	36	25	0	115	225	110	110	110	1			
	" " " " " " " " " "	" 43	94	64	41	0	199	87	286	200	100	1			
	" " " " " " " " " "	" 44 A	52	42	62	1	157	138	400	265	115	3			
	" " " " " " " " " "	" 44 B	44	32	29	0	105	225	225	120	120	3			

"	"	45	101	63	42	1	207	85	292	325	212	113	5
"	"	46	83	50	57	1	191	132	323	350	196	154	3
"	"	47	51	57	86	3	197	130	327	350	200	150	3
"	"	48 A	36	25	38	1	100	168	412	225	247	124	1
"	"	48 B	60	47	37	0	144	225	79	2
"	"	49 A	38	19	24	1	82	142	359	150	221	67
"	"	49 B	49	50	34	2	135	250	1
"	"	50	49	48	42	2	141	108	249	275	145	112	3
"	"	51	41	20	38	3	102	52	154	175	108	130	4
"	"	52	55	48	10	3	116	62	178	200	117	67	6
"	"	53	75	41	175	0	175	82	257	275	180	83	1
"	"	54	60	41	20	0	121	46	167	200	122	95	5
"	"	55	47	59	39	1	146	135	281	300	151	78	1
"	"	56	57	46	50	0	153	123	276	300	154	149	3
"	"	57	33	55	26	0	114	97	211	225	115	146
"	"	58	79	71	57	5	215	129	344	375	217	110	1
"	"	59	56	61	51	0	168	108	276	300	168	158	2
"	"	60	87	65	31	1	187	145	332	350	191	159
"	"	61	75	49	33	0	157	149	306	325	157	168
"	"	62	80	46	83	3	212	106	318	350	212	138
"	"	63	70	62	46	3	181	129	310	325	182	143	1
"	"	64	41	71	37	1	150	107	257	275	155	120	4
"	"	65	84	61	34	2	181	107	288	300	186	114	4
"	"	66	74	67	27	0	168	143	311	325	170	155	2
"	"	67	106	114	34	1	255	85	340	375	259	116	4
"	"	68	81	74	29	0	184	149	333	350	187	163	3
"	"	69	41	73	31	0	145	100	245	275	148	127	3
"	"	70	52	53	35	3	143	118	261	275	146	129	3
"	"	71	56	47	49	0	152	82	234	250	153	97	1
"	"	72	56	51	43	2	152	111	266	300	156	144	4
"	"	73	63	99	48	1	211	102	313	325	212	113	1
"	"	74	58	61	54	1	174	80	254	275	177	98	3
"	"	75 A	45	51	14	0	110	149	379	225	230	115
"	"	75 B	50	54	15	1	120	225	105
"	"	76	77	79	21	0	177	79	256	275	178	97	1
"	"	77	68	79	17	3	167	115	282	300	175	125	6
"	"	78	82	64	35	0	181	130	301	325	182	143	1
"	"	79	63	54	6	0	123	68	191	225	127	98	4
"	"	0	46	100	46	54
"	"	0	195	131	326	350	202	148	7
Advance Poll.	"	0	130	154	417	225	261	95
Scarboro Tp.	"	0	133	225	91	1
"	"	0	117	108	255	275	147	128
"	"	2	227	101	328	350	230	120	3
"	"	2	138	97	235	250	139	111	1

"	"	23	65	41	47	4	157	70	227	250	158	92	1
"	"	24	80	40	39	1	160	122	282	300	161	136	4
"	"	25	68	80	47	2	197	135	332	350	203	117	5
"	"	26	55	59	74	1	189	103	292	300	192	108	3
"	"	27	62	63	44	3	172	65	237	250	175	75	2
"	"	28	79	78	18	1	176	55	231	250	179	71	3
"	"	29	104	55	28	2	189	166	355	400	193	207	3
"	"	30	110	61	59	0	230	109	339	350	234	116	4
"	"	31	79	55	45	4	183	68	251	275	188	87	5
"	"	32	57	43	51	1	152	75	227	250	153	97	1
"	"	33	49	55	23	2	129	75	204	225	130	95	1
"	"	33 A	43	60	51	0	154	101	367	200	270	45	1
"	"	34 B	33	60	51	1	112	101	367	200	270	45	3
"	"	35	75	61	53	1	190	101	291	291	192	108	1
"	"	36 A	60	43	57	0	160	135	373	225	241	62	3
"	"	36 B	31	26	21	0	78	219	558	200	200	122	3
"	"	37 A	37	63	16	1	117	325	325	350	313	207	2
"	"	37 B	87	70	35	0	192	128	308	325	181	144	1
"	"	38	75	77	27	1	180	195	433	250	241	129	1
"	"	39 A	50	41	26	3	120	195	433	250	241	129	1
"	"	39 B	53	43	21	1	118	100	250	250	130	130	2
"	"	39 B	4	5	0	0	9	100	100	100	9	91	1
Advance Poll			169	83	17	3	272	98	370	400	276	124	3
North York Tp. Ward 1		1	118	75	17	0	210	125	335	350	211	139	1
"		2	99	73	9	3	184	156	340	350	193	157	9
"		3	47	27	12	3	89	194	382	225	192	132	4
"		4 A	47	27	12	3	89	194	382	225	192	132	4
"		4 B	47	27	12	3	89	194	382	225	192	132	4
"		2	73	58	34	1	99	222	295	325	185	140	12
Ward 2		2	73	58	34	8	173	122	295	325	185	140	12
"		4	86	37	17	4	141	67	211	225	148	77	4
"		6	86	54	50	4	194	167	361	375	201	171	10
"		8	61	75	17	4	157	101	258	275	160	115	2
"		10 A	57	44	15	1	117	127	355	200	234	81	2
"		10 B	44	41	15	1	111	127	355	200	234	81	2
"		12	66	41	11	3	124	53	177	200	125	75	4
"		1 A	76	70	10	3	159	290	783	300	499	139	2
Markham Tp.		1 B	56	84	23	5	168	290	783	300	499	139	3
"		1 C	70	70	20	6	166	149	379	225	133	133	1
"		2 A	55	72	7	2	136	149	379	225	236	85	2
"		2 B	31	55	8	0	94	100	285	225	129	129	1
"		3	67	115	3	0	185	161	413	325	186	139	1
"		4 A	44	97	0	0	143	106	252	250	106	106	1
"		4 B	33	72	0	2	106	232	675	250	142	142	2
"		5 A	90	110	17	2	219	375	419	375	419	152	3
"		5 B	77	128	16	3	224	100	297	325	149	149	3
"		6	53	138	6	0	197	100	297	325	149	149	3

RETURN from the Records of the GENERAL ELECTION to the Legislative Assembly, 1937—Continued.

Electoral District.	Numbers of Polling Places.	Names of Candidates and Number of Votes Polled for each.		Voters at each Polling Place.			Ballot Papers sent out and how disposed of in each Polling Place.									
		Henry	McConnell	Williams	Dempster	Total Number of Votes Polled.	Number of Votes remaining Unpolled.	Number of names on the Polling Lists.	Number of Ballot Papers sent out to each Polling Place.	Used Ballot Papers.	Unused Ballot Papers.	Rejected Ballot Papers.	Canceled Ballot Papers.	Declined Ballot Papers.	Ballot Papers taken from Polling Places.	
York, East—Con.	Markham Tp.—Con.	22	98	10	0	130	53	183	200	132	68	2	2	0	0	
	"	22	69	4	0	95	26	121	150	96	54	1	1	0	0	
	"	29	128	8	0	165	123	288	325	165	160	3	3	0	0	
	"	75	132	12	3	222	111	333	375	225	150	3	3	0	0	
	"	33	94	10	1	138	81	219	250	138	112	4	2	0	0	
	Village of Markham	119	143	12	0	274	93	367	400	280	120	4	2	0	0	
	"	49	83	8	0	140	113	413	250	302	109	1	1	0	0	
	"	72	83	4	1	160	103	399	225	255	106	1	1	0	0	
	Village of Stouffville	42	111	6	2	161	103	399	225	255	106	1	1	0	0	
	"	24	97	14	0	135	149	485	225	339	89	1	1	0	0	
	"	37	133	9	1	180	149	485	275	339	95	2	1	0	0	
	"	34	106	16	0	156	229	487	275	339	116	2	1	0	0	
	Town of Leaside	55	79	25	2	161	229	487	275	259	114	2	1	0	0	
	"	39	48	9	1	97	292	578	275	289	177	1	1	0	0	
	"	68	60	34	0	162	292	578	325	289	163	3	3	0	0	
	"	63	47	12	2	124	154	362	325	198	82	3	3	0	0	
	"	44	54	18	1	117	154	362	200	211	82	2	2	0	0	
	"	30	43	17	1	91	154	362	200	211	107	2	2	0	0	
Totals		11,260	11,051	6,008	235	28,554	16,702	45,256	50,150	28,969	21,181	337	48	28	2	
Majority for Henry		209														

Total number of printed ballots not distributed to D.R.O's: 4,850. Total number of ballot papers printed: 55,000.

RETURN from the Records of the GENERAL ELECTION to the Legislative Assembly, 1937—Continued.

Electoral District.	Numbers of Polling Places.	Names of Candidates and Number of Votes Polled for each.				Voters at each Polling Place.			Ballot Papers sent out and how disposed of in each Polling Place.						
		Baker	Cleaverley	MacKenzie	Ross	Total Number of Votes Polled.	Number of Votes remaining Unpolled.	Number of names on the Polling Lists.	Number of Ballot Papers sent out to each Polling Place.	Used Ballot Papers.	Unused Ballot Papers.	Rejected Ballot Papers.	Cancelled Ballot Papers.	Declined Ballot Papers.	Ballot Papers taken from Polling Places.
York, North—Con.	Vaughan Tp.—Con. No. 10	104	2	70	0	176	57	233	250	176	74				
	" " " " " " " "	74	0	50	15	139	112	324	250	140	110	1			
	" " " " " " " "	34	1	31	7	73			150	74	76	1			
	" " " " " " " "	86	6	50	10	152			225	154	71	2			
	" " " " " " " "	78	1	50	20	149	222	664	250	150	100	1			
	" " " " " " " "	70	2	45	24	141			250	141	109				
	Woodbridge. " " " " " " " "	78	2	80	1	161	48	304	225	161	64				
	" " " " " " " "	44	1	48	1	95			150	96	54	1			
	" " " " " " " "	70	2	89	2	162	59	334	225	164	61		2		
	" " " " " " " "	46	0	67	0	113			175	114	61	1			
	Richmond Hill " " " " " " " "	119	1	75	5	200	110	403	275	200	75				
	" " " " " " " "	60	0	32	1	93			175	93	82				
	" " " " " " " "	71	2	61	0	134	70	204	225	135	90	1			
	" " " " " " " "	77	2	68	0	147	103	340	250	149	101	2			
	" " " " " " " "	47	0	38	5	90			175	91	84	1			
	" " " " " " " "	104	3	73	10	190	305	673	375	195	180	3			
	King Tp. " " " " " " " "	111	4	60	3	178			350	182	168	2			
	" " " " " " " "	113	2	113	8	236	175	411	425	238	187	2			
	" " " " " " " "	154	5	73	6	238	248	735	375	239	136	1			
	" " " " " " " "	155	1	92	1	249			350	254	96	4			
	" " " " " " " "	106	3	82	2	193	215	575	300	197	103	4			
	" " " " " " " "	109	3	52	3	167			300	167	133				
	" " " " " " " "	71	1	81	6	159	131	290	300	165	135	5	1		
	" " " " " " " "	95	2	97	1	195	129	561	300	198	102	3			
	" " " " " " " "	118	7	111	1	237			300	242	58	4			

"	74	0	88	164	109	411	250	166	84	2	
"	67	2	67	138			200	139	61	1	
"	95	3	91	195	74	269	300	196	104		1
"	128	0	32	4	55	219	225	164	61		
"	75	1	20	3	65	164	175	99	76		
Aurora	69	1	106	8	53	391	250	187	63	2	
"	72	0	73	8			225	153	72		
"	111	3	101	11	226	94	350	228	122	2	
"	43	1	56	7	107		200	109	91	2	
"	72	5	90	6	182	108	250	184	66	2	
"	84	5	89	8	186		250	189	61	3	
"	64	3	83	9	159	68	275	159	116		
"	52	3	76	9	140		200	141	59	1	
"	117	0	87	19	223	37	300	224	76	1	
Whitchurch Tp.	84	1	74	4	163	460	275	165	110	4	
"	77	2	76	10	165		250	165	85	2	
"	115	0	58	1	174	63	275	176	99	2	
"	106	3	22	4	135	124	200	139	61	4	
"	70	0	22	0	92		200	94	106	2	
"	138	3	31	18	190	54	275	194	81	4	
"	83	3	66	4	156	76	232	157	93		1
"	57	1	57	8	123	117	250	124	126	1	
"	77	3	59	8	147		225	147	78		
"	104	4	49	9	166	76	242	175	100	9	
"	118	3	81	11	213	56	269	216	84	3	
Newmarket											
St. Andrews	94	0	102	208			325	212	113	4	
"	128	2	66	9	205	342	325	211	114	6	
"	143	2	104	7	256		350	262	88	3	3
St. Georges	98	4	77	4	183		275	185	90	2	
"	63	2	104	8	177	297	1,054	182	68	5	
"	75	4	98	7	184		250	185	115		1
"	86	5	104	18	213		300	185	115		
St. Patricks	120	2	81	4	207		300	214	86	1	
"	124	1	59	3	193		300	208	92	1	
"	90	1	74	6	171	283	854	194	131	1	
East Cowlimbury Tp.	123	3	62	9	197	128	466	173	127	2	
"	67	4	65	5	141		275	197	78		
"	125	3	96	1	225	57	282	229	71	4	
"	137	3	74	4	218	92	480	223	52	4	
"	100	3	66	3	170		275	223	52	4	1
"	86	4	60	15	163	83	246	169	81	6	
"	113	2	42	24	180	105	459	182	68	2	
"	124	1	34	15	174		250	182	72	4	
"	72	0	48	6	126	55	181	131	69	1	

York, South.....

Forest Hill, Village.....

Russell C. Chow, Returning Officer.

York Tp.

Dec-branch	Hughes	Lang	Mac-aulay	Testley	125	64	189	200	126	71	1
0	0	63	49	13	13	125	189	200	126	71	1
0	0	80	69	16	16	165	276	300	166	134	1
0	2	41	58	7	7	111	82	325	112	113	1
0	0	37	30	1	1	68	134	150	68	82	1
0	2	59	86	4	4	151	283	300	151	149	1
0	0	51	45	3	3	99	179	200	99	101	1
0	0	33	49	3	3	85	158	175	85	90	1
0	0	70	81	2	2	154	267	300	155	145	1
0	1	35	59	5	5	99	192	200	101	99	2
0	1	34	45	3	3	83	147	175	83	92	1
0	0	91	81	6	6	184	301	350	189	161	4
0	3	27	58	4	4	92	210	225	94	131	1
1	2	78	71	22	22	174	293	325	175	150	1
0	0	61	34	8	8	103	167	200	104	96	1
0	0	56	73	3	3	132	178	200	134	66	1
0	0	58	72	4	4	134	321	325	136	189	2
0	0	34	51	4	4	89	134	223	91	159	2
0	0	59	82	7	7	149	275	300	151	149	1
1	1	52	44	3	3	99	181	200	99	101	1
0	1	83	80	3	3	170	284	300	172	128	2
0	0	39	36	3	3	78	139	150	78	72	1
0	0	91	89	8	8	188	311	325	189	136	1
0	0	31	38	4	4	73	132	150	75	75	1
1	0	86	53	14	14	154	271	300	158	142	4
3	3	41	18	4	4	66	106	125	66	59	1
3	3	50	48	8	8	109	224	230	109	141	1
0	1	33	16	2	2	52	95	125	53	72	1
0	1	76	58	36	36	170	248	275	171	104	1
0	2	61	80	6	6	147	288	300	147	153	2
0	0	56	69	6	6	131	227	250	133	117	1
0	0	73	46	23	23	143	229	250	141	106	1
0	1	86	69	20	20	177	272	300	182	118	5
0	2	94	77	19	19	194	290	300	194	106	1
0	5	47	41	6	6	102	185	200	103	97	1
0	1	93	54	7	7	155	211	225	156	69	1
1	1	78	63	7	7	150	232	250	150	100	1
0	2	73	48	8	8	131	224	250	133	117	2
2	2	102	76	18	18	200	291	325	203	122	3
0	1	84	94	31	31	207	322	350	208	142	1
0	4	90	51	26	26	171	289	300	177	123	6
0	4	56	77	16	16	163	268	275	166	109	1
0	8	142	96	10	10	256	402	425	259	166	1
0	3	148	84	11	11	246	421	425	247	178	1

RETURN from the Records of the GENERAL ELECTION to the Legislative Assembly, 1937--Continued.

Electoral District.	Numbers of Polling Places.	Names of Candidates and Number of Votes Polled for each.					Voters at each Polling Place.		Ballot Papers sent out and how disposed of in each Polling Place.							
		De-branch	Hughes	Lang	Mac-aulay	Teskey	Total Number of Votes Polled.	Number of Votes remaining Unpolled.	Number of names on the Polling Lists.	Number of Ballot Papers sent out to each Polling Place.	Used Ballot Papers.	Unused Ballot Papers.	Rejected Ballot Papers.	Cancelled Ballot Papers.	Declined Ballot Papers.	Ballot Papers taken from Polling Places.
York, South--Con.	York Tp.--Con.															
	N to Z No. 6	0	7	108	74	13	202	181	383	425	203	222	1			
	A to L " 7	2	3	64	63	33	165	95	260	275	166	109	1			
	M to Z " 8	0	0	60	44	19	123	99	222	225	126	99	3			
	A to K " 8	0	2	49	76	37	164	76	240	275	165	110		1		
	L to Z " 8	0	4	73	56	38	171	61	232	275	173	102	2			
	A to J " 9	0	24	66	98	23	211	66	277	300	212	88	1			
	K to Z " 9	0	11	90	81	22	204	67	271	300	204	96				
	A to K " 10	0	4	98	83	10	195	78	273	300	195	105				
	L to Z " 10	0	7	98	77	28	210	93	303	325	211	114	1			
	A to K " 11	0	0	80	52	46	179	59	238	275	179	96				
	L to Z " 11	0	10	53	59	42	164	103	267	275	167	108	3			
	A to K " 12	0	0	48	54	23	125	62	187	225	126	99				
	L to Z " 12	0	2	50	76	29	157	59	216	225	160	65	3			
	A to J " 13	0	4	79	80	20	183	70	253	275	184	91	1			
	K to Z " 13	0	2	78	79	17	176	70	246	275	176	99				
	A to K " 14	0	4	43	32	26	105	62	167	200	107	93	2			
	L to Z " 14	0	1	51	53	14	119	70	189	225	121	104	1			
	A to K " 15	0	4	66	103	48	221	97	318	350	222	128				
	L to Z " 15	0	0	75	88	47	210	95	305	325	211	114	1			
	A to H " 16	0	2	52	68	21	143	73	216	250	143	107				
	L to Z " 16	0	1	51	68	20	140	68	208	225	140	85				
	A to J " 17	0	3	35	82	51	171	76	247	275	173	102	1			
	K to Z " 17	0	0	48	60	58	166	101	267	300	169	131	2			
	A to J " 18	0	1	37	52	46	136	57	188	200	139	61	2			
	K to Z " 18	0	1	19	56	36	113	57	170	200	115	85	2			
	A to K " 19	2	0	72	54	77	205	121	326	350	207	143	1			

"	A to K	58	0	1	37	41	32	111	59	170	200	113	87	2	2	1	1
"	L to Z	58	0	0	25	40	55	120	54	174	200	122	78	2	2	1	1
"	A to K	59	1	2	46	44	54	147	62	203	225	150	75	3	3	1	1
"	L to Z	59	0	0	27	41	49	117	71	188	225	106	76	2	2	1	1
"	A to L	60	0	0	30	43	98	171	51	222	250	174	76	3	3	1	1
"	M to Z	60	0	0	40	39	79	158	51	209	225	162	63	3	3	1	1
"	A to Z	61	0	4	38	71	78	191	49	240	275	196	79	4	5	1	1
"	A to H	62	0	1	56	66	63	162	63	242	275	186	83	4	4	1	1
"	I to Z	62	1	0	39	39	25	115	38	175	175	116	59	1	1	1	1
"	A to L	63	0	3	31	54	32	118	59	177	200	119	81	1	1	1	1
"	M to Z	63	0	0	31	54	32	118	59	177	200	119	81	1	1	1	1
"	A to L	64	1	1	32	39	54	127	64	191	225	132	93	5	5	1	1
"	M to Z	64	0	1	50	49	42	142	58	207	225	141	84	5	5	1	1
"	A to Z	65	0	0	47	58	51	156	47	203	225	160	65	4	4	1	1
"	M to Z	65	0	0	43	54	53	150	52	202	225	153	72	4	4	1	1
"	A to Z	66	1	0	66	103	59	229	73	302	325	239	86	10	10	3	3
"	A to Z	67	1	0	66	40	45	152	24	176	200	155	45	3	3	1	1
"	A to K	68	0	1	52	68	54	175	96	271	300	176	124	1	1	1	1
"	L to Z	68	0	3	43	54	55	155	89	244	275	161	114	6	6	1	1
"	A to Z	69	0	0	66	98	54	218	75	293	325	220	105	2	2	1	1
"	A to H	70	0	0	62	51	20	133	51	184	200	134	66	1	1	1	1
"	I to Z	70	0	2	50	54	31	137	45	182	200	137	63	1	1	1	1
"	A to L	71	0	0	47	58	43	148	70	218	250	148	102	1	1	1	1
"	M to Z	71	0	2	65	60	23	150	79	229	250	154	96	4	4	1	1
"	A to J	72	0	0	39	49	53	141	39	180	200	142	58	1	1	1	1
"	K to Z	72	0	0	47	55	37	139	37	176	200	143	57	3	3	1	1
"	A to K	73	0	1	51	69	44	165	56	221	250	165	85	1	1	1	1
"	L to Z	73	1	3	76	72	49	201	60	261	275	203	72	2	2	1	1
"	A to Z	74	0	2	57	72	71	202	98	300	325	223	123	2	2	1	1
"	A to L	75	0	3	41	34	47	125	43	168	200	125	75	1	1	1	1
"	M to Z	75	0	3	47	48	20	118	58	176	200	120	80	2	2	1	1
"	A to L	76	0	0	32	35	37	104	57	161	175	106	69	2	2	1	1
"	M to Z	76	0	4	31	48	45	128	38	166	200	131	69	3	3	1	1
"	A to K	77	2	3	45	56	41	147	130	277	300	147	153	1	1	1	1
"	L to Z	77	1	1	49	64	31	146	117	263	300	149	151	2	2	1	1
"	Advance Poll	1	0	0	53	38	8	99	99	99	200	99	101	1	1	1	1
"	"	2	0	0	2	1	0	3	3	3	100	3	97	1	1	1	1
Totals		37	273	9,444	10,348	6,985	27,087	13,773	40,860	45,250	27,435	17,815	250	80	17	3	3
Majority for Macaulay					904												

Total number of printed ballots not distributed to D.R.O's: 150. Total number of ballot papers printed: 45,400.

RETURN from the Records of the GENERAL ELECTION to the Legislative Assembly, 1937 — *Continued.*

Electoral District.	Numbers of Polling Places.	Names of Candidates and Number of Votes Polled for each.					Voters at each Polling Place.			Ballot Papers sent out and how disposed of in each Polling Place.						
		Card-house	Mag-wood	Thomson	Watson	Woods	Total Number of Votes Polled.	Number of Votes remaining Unpolled.	Number of names on the Polling Lists.	Number of Ballot Papers sent out to each Polling Place.	Used Ballot Papers.	Unused Ballot Papers.	Rejected Ballot Papers.	Cancelled Ballot Papers.	Declined Ballot Papers.	Ballot Papers taken from Polling Places.
York, West	Village of Long Branch	1 A	67	58	1	20	5	151	169	320	300	151	146	3		
	"	1 B	86	83	1	15	10	195	230	425	400	195	203	2		
	"	1 C	60	58	0	15	9	142	223	365	350	142	207	1		
	"	1 D	61	53	0	25	15	154	221	375	400	154	241	4		
	"	1 E	44	32	1	17	8	102	178	280	300	102	195	3		
	"	1 F	64	70	1	8	6	149	179	328	300	149	149	2		
	"	1 G	37	46	0	8	4	95	115	210	200	95	105	2		
	"	2 A	66	76	0	14	15	171	159	330	330	171	176	1		
	"	2 B	57	72	0	14	20	163	154	317	300	163	133	3		
	"	2 C	92	82	1	23	10	208	176	384	350	208	137	5		
	"	3 A	102	68	2	11	19	202	169	371	350	202	145	3		
	"	3 B	76	51	1	16	16	160	119	279	250	160	89	1		
	"	3 C	51	79	1	19	13	163	152	315	300	163	136	1		
	"	3 D	65	63	2	12	13	155	144	299	300	155	143	1		
"	4 A	63	58	4	21	33	179	217	396	400	179	216	5			
"	4 B	80	59	0	32	24	195	254	449	500	195	302	3			
"	4 B A	78	67	4	13	4	166	179	345	350	166	178	6			
"	4 B B	98	51	1	10	11	171	267	438	450	171	274	5			
"	5 A	95	82	1	23	45	246	247	493	500	246	246	8			
"	5 B	91	69	0	19	47	226	199	425	400	226	166	7			
"	5 B A	71	77	1	27	42	218	184	402	400	218	175	7			
"	6	113	73	0	19	34	239	148	387	350	239	105	6			
"	6 A	96	76	0	1	5	178	134	312	300	178	120	2			
"	6 B	86	87	0	2	6	181	155	336	300	181	119				
"	6 C	96	78	0	0	8	182	164	346	350	182	168				
"	6 D	100	75	0	1	4	180	205	385	350	180	167	3			

F. E. BREEN,
Returning Officer.

RETURN from the Records of the GENERAL ELECTION to the Legislative Assembly, 1937—Continued.

Electoral District.	Numbers of Polling Places.	Names of Candidates and Number of Votes Polled for each.				Voters at each Polling Place.			Ballot Papers sent out and how disposed of in each Polling Place.							
		Card-holders	Males Wood	Thomson	Watson	Woods	Total Number of Votes Polled.	Number of Votes remaining Unpolled.	Number of names on the Polling Lists.	Number of Ballot Papers sent out to each Polling Place.	Used Ballot Papers.	Unused Ballot Papers.	Rejected Ballot Papers.	Cancelled Ballot Papers.	Declined Ballot Papers.	Ballot Papers taken from Polling Places.
York, West—Con...	Town of Mimico—Con	5 A	117	89	0	10	8	224	140	364	350	224	123	2	1	
	"	5 B	104	57	0	3	14	178	117	295	300	178	121	1		
	"	6 A	72	60	0	3	9	144	102	246	250	144	105	1		
	"	6 B	88	69	0	1	4	162	107	269	250	162	87	1		
	"	7 A	53	69	1	20	11	154	128	282	250	154	96			
	"	7 B	86	54	0	19	13	172	117	289	250	172	76	1	1	
	"	8 A	70	55	2	21	12	160	124	284	250	160	84	5	1	
	"	8 B	70	51	1	16	13	151	85	236	200	151	49			
	"	9 A	81	44	1	20	11	157	86	243	250	175	72	3		
	"	9 B	99	52	0	17	7	175	93	268	250	175	72	3		
	"	10	91	58	1	15	34	199	99	298	300	199	96	5		
	Advance Poll		19	6	0	1	1	27	200	27	171	2		
	Village of Swansca	1 A	95	81	0	1	20	197	211	408	400	197	203			
	"	1 B	63	103	1	4	20	191	188	379	350	191	156	3		
	"	2 A	76	64	0	0	29	169	193	362	350	169	179	2		
	"	2 B	67	82	0	3	18	170	146	316	300	170	129	1		
	"	3	103	110	0	7	35	255	282	537	500	255	244		1	
	"	4	97	104	1	3	35	240	242	482	450	240	209	1		
	"	5	104	124	0	3	41	272	230	502	500	272	225	3		
	"	6 A	103	92	1	4	15	215	277	492	500	215	285			
"	6 B	88	112	0	2	14	216	260	476	450	216	233	1			
"	7	81	115	0	11	36	243	257	500	500	243	253	4			
Town of Weston	1 A	110	113	0	5	14	242	141	383	350	242	105	3			
"	1 B	123	106	1	1	21	252	122	374	350	252	96	1	1		
"	2 A	95	86	1	1	0	195	122	317	300	195	104	1			
"	2 B	78	97	1	2	12	190	136	326	300	190	108	2			

RETURN from the Records of the GENERAL ELECTION to the Legislative Assembly, 1937—Continued.

Electoral District.	Numbers of Polling Places.	Names of Candidates and Number of Votes Polled for each.					Voters at each Polling Place.				Ballot Papers sent out and how disposed of in each Polling Place.					
		Card-house	Mag-wood	Thomson	Watson	Woods	Total Number of Votes Polled.	Number of Votes remaining Unpolled.	Number of names on the Polling Lists.	Number of Ballot Papers sent out to each Polling Place.	Used Ballot Papers.	Unused Ballot Papers.	Rejected Ballot Papers.	Cancelled Ballot Papers.	Declined Ballot Papers.	Ballot Papers taken from Polling Places.
York, West—Con.	York Tp.—Con.	No. 105 B	44	0	0	10	121	100	221	200	121	79				
	"	" 106 A	88	0	6	39	176	104	280	250	176	72				
	"	" 106 B	46	49	0	5	117	70	187	150	117	31	1			
	"	" 107 A	72	64	0	1	149	82	231	200	149	51				
	"	" 107 B	81	76	0	0	166	77	243	250	166	84				
	"	" 108 A	48	68	0	2	125	125	250	250	125	124				
	"	" 108 B	52	47	0	1	100	82	182	150	100	49	1			
	Advance Poll		59	40	9	13	112			200	112	88				
	Totals		11607	10,407	110	1,307	2,622	19,483	45,536	44,300	25,910	17,839	280	40	31	
	Majority for Cardhouse		1,200													

Total number of printed ballots not distributed to D.R.'s: 1,700. Total number of ballot papers printed: 46,000.

Beaches	Bray		Elliott		Murphy	
	No.	A to L	No.	A to L	No.	A to L
	3	45	29	56	56	130
	3	45	14	26	26	85
	4	68	33	59	59	160
	5	35	19	44	44	98
	5	51	18	31	31	100
	6	74	35	65	65	174
	7	57	34	59	59	150
	8	57	16	43	43	116

A to L	9 A	43	14	45	102	98	200	175	102	72	1
M to Z	9 B	23	11	50	84	51	135	175	84	91	1
	10	75	33	50	158	75	233	250	158	91	1
	11	69	20	77	166	77	243	250	166	84	
	12	87	25	57	169	87	256	275	169	105	1
	13	70	28	70	168	95	263	275	168	107	
	14	56	15	54	125	65	190	200	125	74	1
A to L	15 A	62	14	59	135	51	186	175	135	40	
M to Z	15 B	46	19	40	105	49	154	175	105	70	
	16	72	28	77	177	73	250	250	177	73	
	17 A	51	22	39	112	42	154	150	112	38	
	17 B	41	19	46	106	39	145	150	106	43	
	18	50	21	67	138	84	222	225	138	87	1
A to L	19 A	36	12	55	103	56	159	150	103	45	1
M to Z	19 B	34	7	50	91	45	136	150	91	59	
A to L	20 A	46	6	52	104	53	157	150	104	44	2
M to Z	20 B	32	18	34	84	40	124	150	84	66	
	21	46	23	56	125	107	232	250	125	124	1
	22	57	24	48	129	95	224	225	129	95	1
	23	61	31	87	179	98	277	275	179	93	2
	24	55	28	82	165	75	240	250	165	82	1
A to L	25	54	25	75	154	69	223	225	154	70	1
M to Z	26 A	46	12	53	111	50	161	175	111	62	2
	26 B	40	19	44	103	56	159	175	103	63	7
	27	50	33	57	140	52	192	200	140	57	2
	28	52	32	52	136	92	228	225	136	89	1
	29	56	26	61	143	64	207	200	143	56	1
A to L	30	42	27	42	111	70	181	175	113	63	1
M to Z	31	47	15	34	96	47	143	175	96	79	
	32	53	31	49	133	78	211	225	133	92	
A to L	33	50	15	52	117	71	188	175	117	56	2
M to Z	34	36	27	49	112	51	163	175	112	60	3
	35	74	39	79	192	68	260	275	192	78	4
	36	52	38	46	136	95	231	250	136	113	1
	37	46	31	63	140	91	234	250	140	58	2
	38	72	38	72	172	82	254	250	172	77	1
A to L	39	49	14	49	99	65	164	150	99	51	
M to Z	40	30	16	52	98	40	118	150	78	50	2
	41	63	37	61	161	57	218	225	161	63	1
A to L	42	53	16	49	118	42	160	150	118	31	1
M to Z	43	42	16	37	95	36	131	150	95	54	1
	44	44	27	92	163	74	237	250	163	86	1
	45	65	25	96	186	76	262	275	186	85	4
	46	66	36	75	177	76	253	250	177	73	
	47	89	25	79	160	86	246	250	160	89	1

GILBERT T. MILLS,
Returning Officer.

RETURN from the Records of the GENERAL ELECTION to the Legislative Assembly, 1937—Continued.

Electoral District.	Numbers of Polling Places.	Names of Candidates and Number of Votes Polled for each.			Voters at each Polling Place.			Ballot Papers sent out and how disposed of in each Polling Place.						
		Bray	Elliott	Murphy	Total Number of Votes Polled.	Number of Votes remaining Unpolled.	Number of names on the Polling Lists.	Number of Ballot Papers sent out to each Polling Place.	Used Ballot Papers.	Unused Ballot Papers.	Rejected Ballot Papers.	Cancelled Ballot Papers.	Declined Ballot Papers.	Ballot Papers taken from Polling Places.
Beaches— <i>Con</i>	No. 90	69	22	62	153	83	236	250	153	95	2			
	" 91	63	14	77	154	89	243	250	154	96				
	A to L	37	26	49	112	44	156	150	112	37			1	
	M to Z	37	11	38	86	35	121	150	86	63	1			
	A to L	52	10	68	130	53	183	150	130	19	1			
	M to Z	54	7	26	87	48	135	150	87	63				
	" 94	73	27	72	172	76	248	250	172	77	1			
	A to L	32	22	57	111	69	180	175	111	61	3			
	M to Z	52	28	48	128	56	156	175	128	47				
	" 96	49	25	62	136	72	208	200	136	64				
	" 97	60	15	84	159	83	242	250	159	88	3			
	" 98	53	25	67	145	82	227	225	145	79	2			
	" 99	58	31	70	159	74	233	225	159	64	2			
	A to L	47	11	38	96	64	160	150	96	54				
	M to Z	39	21	23	83	39	122	150	83	66	1			
	" 101	57	24	78	159	78	237	250	159	91				
	" 102	67	27	69	163	69	232	250	163	86			1	
	" 103	61	38	75	174	59	233	250	174	74	2			
	A to L	45	39	42	126	48	174	150	126	21	3			
	M to Z	27	23	32	82	26	108	150	82	67	1			
	" 105	60	21	57	138	51	189	200	138	61	1			
	" 106	67	31	64	162	89	251	250	162	83	5			
	" 107	65	29	54	148	83	231	225	148	75	2			
	" 108	94	18	47	159	58	217	225	159	66				
	" 132	60	49	64	173	67	240	250	173	76	1			
	" 133	48	30	57	135	83	218	225	135	88	2			

.....	49	68	162	75	237	250	162	88
.....	57	38	128	89	217	150	128	96
.....	23	46	99	59	158	99	99	51
A to L	30	43	92	35	127	150	92	57
M to Z	30	43	92	35	127	150	92	57
.....	19	43	92	35	127	150	92	57
.....	36	60	153	86	239	250	153	96
.....	39	92	179	60	239	250	179	70
.....	48	46	121	47	168	175	121	54
.....	59	16	121	60	168	175	121	54
.....	61	23	156	75	231	250	156	94
.....	23	72	142	79	221	225	142	81
.....	61	61	143	93	236	250	143	105
.....	56	50	143	93	236	250	143	105
.....	143	49	144	84	228	225	144	78
.....	84	75	174	76	250	250	174	73
.....	46	68	142	64	206	200	142	59
.....	28	68	142	64	206	200	142	59
.....	146	88	184	74	258	250	184	63
.....	76	77	183	56	239	250	183	66
.....	30	65	112	45	157	150	112	34
.....	31	65	112	45	157	150	112	34
A to L	39	51	108	40	148	150	108	40
M to Z	41	45	121	59	180	175	121	53
.....	41	45	121	59	180	175	121	53
.....	44	69	142	59	201	200	142	57
.....	44	65	143	48	191	200	143	55
.....	34	67	167	78	245	250	167	79
.....	65	67	167	78	245	250	167	79
A to L	52	41	120	46	166	150	120	29
M to Z	32	33	76	58	134	150	76	72
.....	32	33	76	58	134	150	76	72
.....	62	81	166	101	267	275	166	103
.....	76	61	193	68	261	250	193	54
.....	56	56	151	77	228	225	151	73
.....	41	59	149	61	210	225	149	76
.....	51	51	149	61	210	225	149	76
.....	27	46	133	76	209	200	133	64
.....	59	46	186	80	266	275	186	88
.....	28	46	186	80	266	275	186	88
.....	65	40	97	72	169	175	97	77
.....	33	46	97	72	169	175	97	77
A to L	39	44	100	45	145	175	100	75
M to Z	39	44	100	45	145	175	100	75
.....	39	44	100	45	145	175	100	75
.....	63	49	146	97	243	250	146	104
.....	47	35	101	45	146	150	101	47
.....	19	35	101	45	146	150	101	47
.....	75	68	185	83	268	275	185	90
.....	68	68	174	72	246	250	174	75
.....	28	78	174	72	246	250	174	75
.....	54	83	197	80	277	275	197	78
.....	69	52	127	73	200	200	127	71
.....	46	52	171	96	267	275	171	102
.....	48	61	159	98	257	250	159	90
.....	54	69	176	98	257	250	176	90
.....	52	61	176	98	257	250	176	90
.....	61	91	146	108	251	250	146	102
.....	24	44	146	108	251	250	146	102
.....	44	45	117	108	251	250	117	102
.....	31	65	117	108	251	250	117	102
.....	21	41	150	74	188	200	150	81
.....	48	51	150	74	188	200	150	81
.....	48	51	150	74	188	200	150	81
.....	41	69	152	71	223	225	152	72

RETURN from the Records of the GENERAL ELECTION to the Legislative Assembly, 1937—Continued.

Electoral District.	Numbers of Polling Places.	Names of Candidates and Number of Votes Polled for each.		Voters at each Polling Place.			Ballot Papers sent out and how disposed of in each Polling Place.									
		Bray	Elliott	Murphy	Total Number of Votes Polled.	Number of Votes remaining Unpolled.	Number of names on the Polling Lists.	Number of Ballot Papers sent out to each Polling Place.	Used Ballot Papers.	Unused Ballot Papers.	Rejected Ballot Papers.	Cancelled Ballot Papers.	Declined Ballot Papers.	Ballot Papers taken from Polling Places.		
Beaches—Con	No. 187	48	15	78	141	60	201	200	141	59						
	" 210	39	32	47	118	95	213	225	118	106	1					
	" A to L	50	20	60	130	52	182	200	130	70						
	" M to Z	28	13	38	79	35	114	150	79	71						
	" 212	39	27	72	138	94	232	250	138	111	1					
	" A to L	36	43	36	115	50	165	150	115	34	1					
	" M to Z	22	16	37	75	30	105	150	75	72	3					
	" 214	67	34	65	166	74	240	250	166	82	2					
	" 215	37	43	53	133	75	208	200	133	65	1	1				
	" 216	40	42	60	142	65	207	200	142	58						
	" 217	55	23	58	136	58	194	200	136	62	2					
	" 218	43	30	48	121	70	191	200	121	79						
	" 219	62	32	85	179	65	244	200	179	71						
	Advance Poll	" 1	41	9	39	89			200	89	107	2				
	" 2	" 35		8	24	67			150	67	83					
	Totals		7,190	3,611	7,915	18,716	8,999	27,715	29,025	18,716	10,131	145	22	11		
	Majority for Murphy				725											

Total number of printed ballots not distributed to D.R.O.'s: 5,975. Total number of ballot papers printed: 35,000.

Bellwoods	No.	Neilson	Noble	Roebuck	176	200	140	60	3	1	1
119 Niagara St.	3	0	21	114	41	200	140	60	3	1	1
761 King St., W.	4	0	34	87	209	225	122	103	1	1	1
699 Adelaide St., W.	5	0	34	146	97	277	300	110	3	2	5
119 Strachan Ave.	6	1	55	75	226	225	136	89	5	3	3
704 Adelaide St., W.	7	2	16	99	66	200	120	80	3	3	3
78 Mitchell Ave.	8	3	17	149	80	250	172	78	3	3	3
738 Richmond St., W.	9 A	1	5	80	55	150	91	59	5	5	5
"	9 B	2	15	94	46	175	111	59	5	5	5
"	10	4	31	92	136	263	135	140	7	7	7
82 Stafford St.	11 A	3	56	76	211	225	137	88	2	2	2
174 Strachan Ave.	11 B	3	49	73	51	176	200	128	3	3	3
114 Palmerston Ave.	17 A	0	3	91	65	175	95	80	1	1	1
"	17 B	0	28	82	56	175	117	58	6	6	6
163 Euclid Ave.	18 A	0	30	96	72	198	200	128	2	2	2
"	18 B	4	16	94	42	156	115	35	1	1	1
71 Robinson St.	19	2	13	156	96	267	174	101	3	3	3
119 Manning Ave.	20 A	1	18	85	43	151	109	66	4	4	4
"	20 B	1	8	79	42	130	150	89	1	1	1
130 Manning Ave.	21	0	24	149	92	265	181	94	8	8	8
54 Claremont St.	22 A	1	16	48	66	131	69	81	2	2	2
"	22 B	3	17	87	56	163	175	110	3	3	3
151 Bellwoods Ave.	23 A	3	20	85	67	175	111	89	3	3	3
"	23 B	0	16	106	64	186	122	78	8	8	8
4 Bellwoods Ave.	24 A	0	12	167	75	254	182	93	3	3	3
"	24 B	1	6	125	49	181	200	138	5	5	5
143 Gorevale Ave.	25 A	0	10	100	40	150	110	65	1	1	1
"	25 B	0	19	92	41	152	150	38	1	1	1
223 Crawford St.	26 A	2	35	81	55	173	200	123	4	4	4
"	26 B	0	25	76	30	131	101	49	1	1	1
258 Palmerston Ave.	44 A	0	1	122	67	190	130	70	6	6	6
"	44 B	0	9	88	44	150	99	51	1	1	1
293 Euclid Ave.	45	3	17	118	85	223	140	85	2	2	2
316 Euclid Ave.	46	1	18	118	72	209	225	142	3	3	3
245 Manning Ave.	47	1	13	133	79	236	152	98	5	5	5
290 Manning Ave.	48	2	33	131	82	256	180	95	5	5	5
259 Bellwoods Ave.	49	7	24	130	90	246	164	86	7	7	7
240 Bellwoods Ave.	50	1	22	147	75	245	171	79	1	1	1
4 Henderson Ave.	51	1	35	154	50	250	193	57	2	2	2
9 Gores St.	52	1	23	144	64	232	174	76	3	3	3
623 College St.	53 A	0	11	168	75	228	156	94	3	3	3
"	53 B	1	3	99	57	160	175	103	72	72	72
25 Beatrice St.	54 A	0	8	94	35	137	103	72	1	1	1
"	54 B	0	9	81	68	161	103	81	1	1	1
"	54 B	0	9	93	68	161	103	81	1	1	1

Returning Officer.

JOHN B. COOPER,

RETURN from the Records of the GENERAL ELECTION to the Legislative Assembly, 1937—Continued.

Electoral District.	Numbers of Polling Places.	Names of Candidates and Number of Votes Polled for each.	Voters at each Polling Place.			Ballot Papers sent out and how disposed of in each Polling Place.										
			Total Number of Votes Polled.	Number of Votes remaining Unpolled.	Number of names on the Polling Lists.	Number of Ballot Papers sent out to each Polling Place.	Used Ballot Papers.	Unused Ballot Papers.	Rejected Ballot Papers.	Cancelled Ballot Papers.	Declined Ballot Papers.	Ballot Papers taken from Polling Places.				
Bellwoods—Con...	42 Beatrice St.....	No. 55 A	Neilson	10	90	101	93	194	200	104	96	2	1	
	"	" 55 B	Noble	10	90	103	55	158	175	104	71	1	
	91 Montrose Ave.....	" 56 A	"	14	100	114	41	155	150	33	33	3	
	"	" 56 B	"	12	89	101	43	144	150	102	48	1	
	30 Montrose Ave.....	" 57 A	"	14	106	121	42	163	175	123	52	1	
	"	" 57 B	"	13	70	83	43	126	150	84	66	1	
	349 Crawford St.....	" 58 A	"	4	85	103	67	170	200	106	94	3	
	"	" 58 B	"	2	8	72	46	118	125	75	50	2	
	505 Euclid Ave.....	" 71 A	"	1	16	110	84	194	200	112	88	2	
	"	" 71 B	"	0	1	64	65	125	150	67	83	2	
	573 Euclid Ave.....	" 75 A	"	1	32	98	78	176	175	101	74	2	
	"	" 75 B	"	1	34	75	110	78	188	112	88	2	
	532 Euclid Ave.....	" 76 A	"	1	16	100	117	76	193	200	118	2	
	"	" 76 B	"	1	6	88	95	72	167	175	97	78	2
	680 Euclid Ave.....	" 77 A	"	8	56	112	176	91	267	275	177	98	
	"	" 77 B	"	4	45	73	122	73	195	225	124	101	
	369 Manning Ave.....	" 78 A	"	0	13	105	118	75	193	200	119	81	1
	"	" 78 B	"	0	12	113	125	41	166	200	127	73	2
	406 Manning Ave.....	" 79	"	1	18	176	195	84	279	300	196	104	1
	646 Manning Ave.....	" 80	"	6	38	139	183	98	281	300	190	110	7
63 Clinton St.....	" 81 A	"	1	38	61	100	64	164	175	105	70	5	
"	" 81 B	"	0	24	48	72	51	123	150	75	75	2	
112 Clinton St.....	" 82	"	2	41	82	107	107	232	250	127	123	
277 Grace St.....	" 83 A	"	2	15	93	100	66	176	175	115	60	
"	" 83 B	"	0	5	108	113	51	164	175	116	59	1	

204 Grace St.....	84 A	1	10	119	130	64	194	200	134	66	2	4
"	84 B	2	6	92	100	58	158	175	102	73	2	
171 Beatrice St.....	85	6	24	126	156	75	231	250	159	91	3	
190 Beatrice St.....	86 A	1	24	94	119	84	203	225	100	100	6	
"	86 B	0	14	50	64	47	111	150	65	85	1	
206 Montrose Ave.....	87 A	1	13	68	82	55	137	150	82	68		
"	87 B	0	17	69	86	63	149	150	88	62	1	1
295 Clinton St.....	94	4	43	87	134	87	221	225	134	91		
196 Clinton St.....	95	2	46	100	148	124	272	275	157	118	6	2
717 Bloor St., W.....	96	3	39	124	134	124	258	275	137	138	2	1
375 Grace St., W.....	97	4	41	129	170	92	262	275	171	104	1	
781 Bloor St., W.....	98	6	59	86	151	96	247	250	151	99		
338 Montrose Ave.....	99 A	1	62	56	119	58	177	200	119	81		
"	99 B	0	45	57	102	64	166	175	102	73		
583 Crawford St.....	100	4	78	89	171	106	277	300	172	128	1	
882 Bathurst St.....	111	6	56	101	163	103	266	275	165	110	2	
725 Markham St.....	112 A	1	47	61	109	51	175	175	109	66		
"	112 B	3	39	74	116	55	171	175	119	56	2	1
67 London St.....	113 A	3	54	52	109	56	165	175	110	65	1	
"	113 B	1	38	36	75	44	119	125	77	48	2	
57 Palmerston Sq.....	114 A	3	34	68	105	63	168	175	105	70		
"	114 B	5	25	69	99	38	137	150	102	48	1	2
37 Follis Ave.....	115 A	2	59	61	122	58	180	200	122	78		
"	115 B	1	36	51	88	58	146	150	90	60	2	
747 Euclid Ave.....	116	1	59	97	157	70	233	250	162	88		5
685 Manning Ave.....	117 A	1	62	77	140	45	185	200	142	58		2
"	117 B	0	31	48	79	56	135	150	83	67		4
439 Clinton St.....	118 A	2	49	70	121	61	182	200	122	78	1	
"	118 B	1	43	32	76	45	121	125	78	47	2	
146 Barton Ave.....	119 A	2	48	47	97	58	155	175	97	78		
"	119 B	2	44	49	95	50	145	150	95	55		
97 Follis Ave.....	120 A	1	69	40	110	55	165	175	113	62	3	
"	120 B	0	46	36	82	40	122	125	83	42	1	
53 Olive Ave.....	121	6	59	88	153	78	231	250	155	95	1	
32 Olive Ave.....	122	4	55	99	158	90	248	250	162	88		3
61 Olive Ave.....	123	6	102	75	183	82	265	275	183	92		
52 Palmerston Gdns.....	124 A	0	56	44	100	48	148	175	101	74	1	
"	124 B	4	43	58	105	58	163	175	106	69	1	
531 Clinton St.....	125	2	87	70	159	84	243	250	160	90		1
243 Christie St.....	126	0	78	91	169	110	279	300	174	126	5	
24 Vermont Ave.....	127 A	0	45	31	76	64	140	150	76	74		
"	127 B	0	29	53	82	62	144	150	82	68		
929 Manning Ave.....	128 A	4	55	55	114	48	162	175	115	60	1	
"	128 B	2	40	40	82	41	123	125	83	42	1	
561 Dupont St.....	129	0	67	74	141	95	236	250	141	109		

RETURN from the Records of the GENERAL ELECTION to the Legislative Assembly, 1937—Continued.

Electoral District.	Numbers of Polling Places.	Names of Candidates and Number of Votes Polled for each.			Voters at each Polling Place.			Ballot Papers sent out, and how disposed of in each Polling Place.							
		Neilson	Noble	Roebuck	Total Number of Votes Polled.	Number of Votes remaining Unpolled.	Number of names on the Polling Lists.	Number of Ballot Papers sent out to each Polling Place.	Used Ballot Papers.	Unused Ballot Papers.	Rejected Ballot Papers.	Cancelled Ballot Papers.	Declined Ballot Papers.	Ballot Papers taken from Polling Places.	
Bellwoods—Cont.	281 Christie St. No. 130	9	60	43	124	69	193	200	126	74	2				
	239 Melita Ave. " 158	7	40	71	171	79	250	250	172	78	1				
	200 Ashworth Ave. " 159	14	30	75	161	90	251	275	163	112	2				
	1344 Bathurst St. " 160	7	58	85	170	99	269	275	172	103	2				
	99 Braemar Gdns. " 161	3	76	107	179	59	238	250	180	70	1				
	94 Alcina Ave. " 162 A	0	54	51	105	35	140	150	108	42	3				
	" " " " " 162 B	5	41	55	101	51	152	175	102	73	1				
	77 Helena Ave. " 163 A	0	49	52	101	43	144	150	102	48	1				
	" " " " " 163 B	0	58	31	89	54	143	150	90	60	1				
	47 Ellsworth Ave. " 164	12	75	74	161	98	259	275	164	111	2			1	
	36 Ellsworth Ave. " 165	5	64	66	135	76	211	225	136	89	1				
	579 St. Clair Ave., W. " 166	1	55	43	99	43	142	150	100	50	1				
	568 St. Clair Ave., W. " 167	8	58	66	132	92	224	225	133	92	1				
	155 Ellsworth Ave. " 168	6	96	84	186	87	273	275	190	85	1	3			
	124 Ellsworth Ave. " 169	4	51	64	119	68	187	200	123	77	4				
	Ward 4.														
	339 Howland Ave. " 118	6	60	76	142	115	257	275	144	131	1				
	322 Albany Ave. " 119 A	3	40	40	83	71	154	175	84	91	1				
	" " " " " 119 B	2	30	34	66	65	131	150	66	84					
	340 Spadina Rd. " 120	4	58	65	127	71	198	200	130	70		3			
8 Castleview Ave. " 121	1	54	77	132	104	236	250	133	117	1					
41 Hilton Ave. " 122	4	76	77	157	89	246	250	160	90	2	1				
25 Wells Hill Ave. " 123	2	55	108	165	109	273	275	169	106	4					
1373 Bathurst St. " 124	2	67	111	180	89	269	275	185	90	5					
499 St. Clair Ave., W. " 125	2	82	79	163	86	249	250	166	84	3					
308 St. Clair Ave., W. " 126	2	77	61	140	74	214	225	144	81	4					

Advance Poll S10A Rathurst St.....	0	20	38	59	59	150	59	91	1	1
Totals.....	298	5,060	11,772	17,130	9,193	26,623	28,150	17,473	10,977	247
Majority for Roeluck.....			6,712						76	19
										1

Total number of printed ballots not distributed to D.R.O's: 1,550. Total number of ballot papers printed: 30,000.

Bracondale.....	Conacher	Cotterill	Nesbitt	61	59	59	150	59	91	1
Advance Poll.....	46	0	15	61	61	61	250	66	184	5
No. 12.....	91	7	65	163	64	163	64	227	200	164	36	1
" 12 A.....	41	3	23	67	60	67	60	137	250	67	183
" 12 B.....	16	0	3	19	7	19	7	26	200	19	181
" 27 A.....	68	20	20	108	30	108	30	138	200	111	89	2	1
" 27 B.....	73	15	19	107	25	107	25	132	200	109	91	2
" 28 A.....	58	20	16	94	51	94	51	145	150	98	52	3
" 28 B.....	53	17	41	111	31	111	31	142	150	118	32	6	1
" 29 A.....	64	6	24	94	46	94	46	140	200	99	101	5
" 29 B.....	43	2	25	70	60	70	60	130	150	70	80
" 30.....	101	22	88	214	77	201	291	300	300	215	85	1
" 31.....	89	24	38	151	52	203	263	250	155	155	95	4
" 32 A.....	74	18	38	130	47	177	250	134	116	134	116	4
" 32 B.....	59	4	25	88	35	123	200	89	111	89	111	4
" 33.....	92	16	68	176	62	238	250	179	71	179	71	2	1
" 34.....	107	23	71	201	89	290	300	207	93	207	93	6
" 35 A.....	43	11	68	122	25	147	300	125	175	125	175	3
" 35 B.....	24	5	31	60	54	114	200	61	139	61	139	1
" 36.....	97	16	57	170	39	209	200	175	25	175	25	3	1
" 37 A.....	34	8	45	87	57	144	150	88	62	88	62	1
" 37 B.....	37	11	45	108	9	117	150	110	40	110	40	2
" 38.....	85	11	54	150	60	210	300	152	148	148	2
" 39.....	78	20	81	182	72	254	250	185	65	185	65	2
" 59 A.....	77	14	35	126	80	206	150	131	19	131	19	4	1
" 59 B.....	64	10	15	89	62	151	200	91	109	91	109	2
" 60 A.....	70	19	20	109	54	163	150	111	39	111	39	2
" 60 B.....	75	12	15	102	52	154	150	104	46	104	46	2
" 61 A.....	57	10	24	91	62	153	200	97	103	97	103	6
" 61 B.....	41	11	21	76	84	150	150	76	74	74
" 62 A.....	87	35	45	167	33	200	200	168	32	168	32	1
" 62 B.....	27	8	14	53	70	123	150	54	96	54	96	1
" 63.....	107	11	64	182	85	267	250	181	66	181	66	2
" 64 A.....	64	7	33	104	55	159	150	105	45	105	45	1
" 64 B.....	39	6	24	69	42	111	150	69	81	69	81

ERNEST C. BOGART, K. C.
Returning Officer.

RETURN from the Records of the GENERAL ELECTION to the Legislative Assembly, 1937—Continued.

Electoral District.	Numbers of Polling Places.	Names of Candidates and Number of Votes Polled for each.			Voters at each Polling Place.			Ballot Papers sent out and how disposed of in each Polling Place.						
		Conacher	Cotterill	Neshitt	Total Number of Votes Polled.	Number of Votes remaining Unpolled.	Number of names on the Polling Lists.	Number of Ballot Papers sent out to each Polling Place.	Used Ballot Papers.	Unused Ballot Papers.	Rejected Ballot Papers.	Cancelled Ballot Papers.	Declined Ballot Papers.	Ballot Papers taken from Polling Places.
Bracondale—Con.	No. 65 A	51	12	39	102	46	148	150	103	47	1	1	1	1
	" 65 B	51	8	47	106	65	171	150	109	41	3	3	3	3
	" 66 A	52	15	45	112	38	150	150	115	35	3	3	3	3
	" 66 B	52	8	34	96	46	142	150	97	53	3	3	3	3
	" 67 A	47	16	38	101	62	163	200	102	98	1	1	1	1
	" 67 B	42	19	37	98	60	158	200	100	100	1	1	1	1
	" 88	113	20	46	179	97	276	250	183	67	4	4	4	4
	" 89 A	37	9	38	84	57	141	150	90	60	4	2	2	2
	" 89 B	57	7	31	95	47	142	150	97	53	1	1	1	1
	" 90	102	26	78	206	57	263	250	207	43	1	1	1	1
	" 91 A	40	4	53	107	21	128	150	100	50	3	3	3	3
	" 91 B	44	10	30	84	39	123	150	85	65	1	1	1	1
	" 92 A	37	15	54	106	16	122	200	106	94	1	1	1	1
	" 92 B	47	8	51	106	58	164	200	107	93	1	1	1	1
	" 93	61	10	87	158	80	238	250	161	89	2	2	2	2
	" 101 A	40	10	23	73	66	139	150	76	74	3	3	3	3
" 101 B	31	13	51	95	31	126	200	96	104	1	1	1	1	
" 102 A	29	11	90	130	41	171	250	130	120	1	1	1	1	
" 102 B	56	16	79	141	66	217	200	152	49	1	1	1	1	
" 103 A	50	18	41	109	47	156	150	110	40	1	1	1	1	
" 103 B	42	9	37	88	50	138	150	89	61	1	1	1	1	
" 104 A	69	18	66	153	86	239	200	156	44	3	3	3	3	
" 104 B	59	19	31	109	59	168	150	112	38	2	2	2	2	
" 105 A	37	8	68	113	30	143	150	114	36	1	1	1	1	
" 105 B	18	14	71	103	36	139	200	104	96	1	1	1	1	
" 106 A	52	10	44	106	59	165	200	107	93	1	1	1	1	

" 106 B	48	13	50	111	50	161	200	113	87	2
" 107 A	42	23	74	139	24	163	200	140	60	1
" 107 B	46	14	44	104	82	186	200	106	94	2
" 108 A	68	8	48	124	97	221	200	124	76
" 108 B	65	12	57	134	34	168	200	138	62	4
" 109 A	79	18	88	185	60	245	300	188	112	2
" 109 B	68	11	65	144	77	221	200	149	51	2
" 110	73	13	89	175	64	239	250	175	75
" 131 A	37	13	53	103	58	161	150	106	44	3
" 131 B	34	14	45	93	25	118	150	95	55	2
" 132	39	14	94	147	71	218	250	149	101	2
" 133 A	28	18	22	68	53	121	150	69	81	1
" 133 B	41	12	30	83	38	121	150	83	67
" 134	69	20	87	176	98	274	300	178	122	2
" 135 A	36	6	60	102	27	129	150	102	48
" 135 B	32	27	24	83	45	128	150	81	66
" 136 A	42	7	45	94	37	131	200	97	103	3
" 136 B	41	14	41	99	56	155	150	101	49	2
" 137 A	39	10	58	107	38	145	150	107	43
" 137 B	27	15	47	89	47	136	150	89	61
" 138 A	26	14	61	101	41	142	150	105	45	3
" 138 B	32	13	45	90	42	132	200	94	106	4
" 139	32	34	93	179	78	257	250	185	65	5
" 140 A	44	12	45	114	43	114	200	102	98	1
" 140 B	59	9	54	122	50	172	200	122	78
" 141	51	17	84	155	89	244	250	158	92	3
" 142	81	22	49	152	89	211	250	152	98
" 143 A	60	7	52	119	62	181	200	121	79	2
" 143 B	41	16	47	104	71	175	200	107	93	1
" 144 A	35	12	41	88	41	129	150	89	61	1
" 144 B	28	12	37	77	44	121	150	77	73
" 145	62	32	73	167	89	256	250	169	81	2
" 146 A	32	16	40	98	50	148	200	98	102
" 146 B	37	10	40	87	32	119	150	88	62	1
" 147 A	44	5	53	102	33	171	150	103	47	1
" 147 B	27	9	47	83	63	116	150	81	66	1
" 148 A	51	9	31	94	41	135	150	97	53	3
" 148 B	47	8	51	106	34	140	150	107	43	1
" 149 A	36	13	39	88	60	148	150	89	61
" 149 B	31	17	59	107	19	126	150	107	43
" 150	69	17	81	167	58	225	250	168	82	1
" 151 A	39	7	70	116	58	174	200	117	83	1
" 151 B	36	6	40	116	52	134	150	83	67
" 152 A	41	11	34	89	42	131	200	90	110	1

RETURN from the Records of the GENERAL ELECTION to the Legislative Assembly, 1937—Continued.

Electoral District.	Numbers of Polling Places.	Names of Candidates and Number of Votes Polled for each.			Voters at each Polling Place.			Ballot Papers sent out and how disposed of in each Polling Place.						
		Conacher	Cotterill	Nesbitt	Total Number of Votes Polled.	Number of Votes remaining Unpolled.	Number of names on the Polling Lists.	Number of Ballot Papers sent out to each Polling Place.	Used Ballot Papers.	Unused Ballot Papers.	Rejected Ballot Papers.	Cancelled Ballot Papers.	Declined Ballot Papers.	Ballot Papers taken from Polling Places.
Bracondale—Con.	No. 152 B	49	9	76	134	45	179	150	134	16				
	" 153	65	13	82	160	84	244	250	160	90				
	" 154 A	36	12	66	114	49	163	150	115	35	1			
	" 154 B	32	14	29	75	33	108	108	75	75				
	" 155	46	37	60	143	62	205	250	145	105	1			
	" 156 A	33	26	52	111	54	165	200	111	89				
	" 156 B	44	27	50	121	26	147	200	123	77	2			
	" 157 A	37	16	31	84	56	140	150	85	65	1			
	" 157 B	57	7	47	111	40	151	150	113	37	2			
	" 170	75	18	62	155	76	231	250	160	90				
	Christie St. Hospital.	51	10	37	98	32	130	250	104	146		5		
	"	34	7	27	68	81	149	250	73	177		3		2
	"	55	25	103	183	53	236	250	183	67				
	"	72	14	91	177	62	239	250	177	73				
	"	40	6	41	87	53	140	200	89	111	2			
	"	33	13	50	96	36	132	150	101	49	5			
	"	34	4	60	98	42	140	150	98	52				
	"	40	9	61	111	38	149	150	111	39				
	"	42	8	88	138	61	199	150	139	11	1			
	"	39	6	47	92	46	138	200	96	104	3	1		
"	46	11	72	129	66	195	150	131	19	2				
"	40	5	37	72	38	110	200	82	118					
"	42	16	55	113	62	175	200	114	86	1				
"	24	13	52	89	36	125	150	89	61					
"	50	11	48	109	43	152	150	110	40	1				
"	28	8	38	74	33	107	150	74	76					

179 A	25	5	45	75	88	163	150	76	74	1
179 B	49	10	54	113	3	116	150	116	34	2
180 A	57	13	54	124	61	185	150	124	26	1
180 B	46	13	49	108	37	145	150	109	41	1
181 A	22	10	22	51	94	148	200	55	145	1
181 B	45	17	49	111	13	124	200	111	89	3
182	59	33	92	184	71	255	250	187	63	1
183	56	25	77	158	75	233	250	158	92	1
184	47	26	60	133	87	220	250	141	109	7
185	49	13	68	130	47	177	200	131	69	1
186	49	28	66	143	78	221	250	145	105	2
187 A	49	18	57	124	53	177	200	126	74	2
187 B	19	10	24	53	47	100	150	54	96	1
188 A	38	8	49	95	55	150	200	97	103	1
188 B	38	12	53	103	22	125	150	104	46	1
189 A	52	9	45	106	44	150	150	106	44	2
189 B	33	5	35	73	45	118	150	75	75	1
190 A	49	7	58	114	47	161	200	115	85	1
190 B	39	8	51	98	51	149	150	98	52	1
191	57	14	70	141	98	239	250	141	109	1
Totals	7,558	1,997	7,529	17,081	7,876	24,960	28,800	17,360	11,390	233
Majority for Conacher	29									36
										7

Total number of printed ballots not distributed to D.R.O's: 4,800. Total number of ballot papers printed: 33,600.

Dovercourt	No.	Berry		Duck-	Hard-		Kelly		Leslie		Total
		worth	Hard-	worth	ing	Kelly	Leslie				
1	1	0	43	2	11	40	96	59	155	200	97
2 A	2	2	46	0	5	44	97	129	326	200	103
2 B	1	1	41	0	2	56	100	150	416	200	98
3 A	2	2	62	3	5	74	146	150	225	225	146
3 B	3	3	49	3	9	56	120	129	343	400	121
4 A	1	1	53	3	8	62	127	129	188	250	132
4 B	1	1	30	1	2	44	87	109	240	200	188
13	1	1	56	3	9	62	131	100	262	250	131
14	3	3	62	5	10	82	162	100	326	250	163
15	2	2	81	0	16	81	183	146	299	325	186
25	2	2	95	2	10	58	167	91	258	275	173
88 A	1	1	64	0	8	42	115	154	363	225	117
88 B	3	3	56	1	6	28	94	127	305	175	94
89 A	0	0	50	3	18	39	110	127	305	175	115
89 B	0	0	35	0	5	28	68	127	305	175	60
											4
											106

RETURN from the Records of the GENERAL ELECTION to the Legislative Assembly, 1937—Continued.

Electoral District.	Numbers of Polling Places.	Names of Candidates and Number of Votes Polled for each.				Voters at each Polling Place.				Ballot Papers sent out and how disposed of in each Polling Place.					
		Berry	Duck-worth	Hard-thing	Kelly/Leslie	Total Number of Votes Polled.	Number of Votes remaining Unpolled.	Number of names on the Polling Lists.	Number of Ballot Papers sent out to each Polling Place.	Used Ballot Papers.	Unused Ballot Papers.	Rejected Ballot Papers.	Canceled Ballot Papers.	Declined Ballot Papers.	Ballot Papers taken from Polling Places.
Dovercourt—Con..	No. 90	3	100	4	17	62	186	87	273	250	187	63			
	" 91	0	54	3	9	68	144	71	205	250	144	106	4	1	
	" 92	0	75	2	11	71	159	103	262	300	163	137	4	6	
	" 93	4	95	0	17	67	183	103	286	300	187	113	4		
	" 94 A	1	69	0	10	33	113	134	368	250	116	134	3		
	" 94 B	1	51	1	7	58	121	200		200	123	77	2		
	" 95 A	0	60	1	10	43	114	107	303	250	114	136	2		
	" 95 B	0	42	0	6	30	78	150		150	85	65	6	1	
	" 96	1	79	0	21	70	171	104	275	300	173	127	2		
	" 97	0	80	3	22	76	181	113	294	300	182	118	1		
	" 98	1	99	0	12	58	170	94	264	300	172	128	2		
	" 99	4	87	2	14	73	180	110	290	300	183	117	3		
	" 100	4	107	0	19	55	185	70	255	250	186	64	1		
	" 101	4	91	0	8	65	168	92	260	325	173	152	5		
	" 102	1	83	2	21	67	174	113	287	275	174	104			
	" 103	2	80	2	17	45	146	108	324	254	148	127	2		
	" 104	0	46	0	13	75	134	107	241	300	134	166			
	" 105	1	78	2	20	66	167	97	261	275	171	104	1		
	" 106	0	92	4	17	56	169	87	256	250	170	80	2		
	" 112 A	0	45	1	8	60	114	170	402	402	115	110	1		
" 112 B	0	52	0	13	53	118	118	225	225	118	117				
" 113	1	58	0	9	82	150	112	262	262	152	73		2		
" 114 A	1	42	1	5	77	126	170	383	383	200	127	73	1		
" 114 B	2	21	0	7	47	77	123	200	200	77	123				
" 115 A	0	53	2	2	41	96	112	322	322	200	97	103	1		
" 115 B	2	38	0	9	55	104	104	150	150	105	45	1			

James McLennan,
Returning Officer.

" 116	1	73	0	17	56	147	87	234	250	148	102	1
" 117	0	76	0	13	106	195	76	271	250	195	52	3
" 118	2	57	1	36	87	183	109	292	300	192	108	8
" 119	3	87	0	21	55	166	80	246	250	171	79	3
" 120	1	85	1	26	71	184	82	266	250	188	62	4
" 122 A	1	29	0	5	34	69	145	320	175	106	106	1
" 122 B	1	47	0	1	57	106	114	326	200	108	92	1
" 123 A	0	56	0	4	37	97	114	326	175	99	76	2
" 123 B	0	62	2	3	48	115	130	372	175	115	55	1
" 124 A	2	69	0	1	57	129	130	44	175	131	44	1
" 124 B	0	43	1	13	56	113	130	372	175	116	59	3
" 125	3	92	6	15	44	160	114	274	300	161	139	1
" 126 A	0	59	0	11	52	122	130	388	200	123	77	1
" 126 B	0	68	0	9	59	136	90	232	225	137	88	1
" 127	0	73	0	20	49	142	90	232	250	145	105	2
" 128 A	1	51	1	6	43	102	130	330	200	104	96	1
" 128 B	0	40	0	8	50	98	130	330	200	102	98	4
" 129 A	1	56	1	17	27	102	143	313	225	104	121	2
" 129 B	1	31	0	11	25	68	125	370	150	70	80	2
" 130 A	0	62	0	7	51	120	125	370	300	124	176	2
" 130 B	1	59	0	4	58	122	111	299	175	124	51	2
" 131	4	65	2	32	85	188	111	299	300	111	111	1
" 132	3	73	0	18	64	158	107	265	250	163	87	5
" 133	1	56	0	15	46	118	88	206	225	87	106	1
" 134	2	99	2	30	71	202	83	285	325	204	121	1
" 135	2	74	1	26	66	169	61	230	225	171	54	2
" 136	1	76	0	17	59	153	81	234	250	156	94	3
" 150	0	100	2	14	67	183	100	283	300	186	114	3
" 151 A	0	58	0	7	44	109	42	335	225	113	113	3
" 151 B	0	49	1	10	24	84	200	85	200	85	115	1
" 152 A	3	71	0	17	36	127	134	336	175	130	45	2
" 152 B	0	47	0	6	22	75	134	336	200	103	47	1
" 153	1	57	3	20	55	136	81	217	200	83	117	8
" 154	1	80	1	16	69	167	113	280	250	141	109	5
" 155	2	53	2	22	58	137	61	198	325	175	150	8
" 156 A	0	71	0	12	31	114	110	325	200	118	87	1
" 156 B	1	55	0	14	31	101	110	325	200	118	82	2
" 157	1	128	2	14	31	101	91	287	150	103	47	1
" 158	3	99	2	32	55	191	91	287	300	100	100	4
" 159	2	88	1	29	60	178	76	270	250	194	56	2
" 160 A	4	43	0	19	60	178	98	276	300	180	120	1
" 160 B	2	30	0	34	23	133	115	337	200	134	66	1
" 161	1	68	1	23	76	169	114	283	200	89	111	2
" 162	1	70	2	16	51	140	113	253	300	171	129	1
" 163	0	67	1	26	68	162	86	248	250	163	134	1

RETURN from the Records of the GENERAL ELECTION to the Legislative Assembly, 1937—Continued.

Electoral District.	Numbers of Polling Places.	Names of Candidates and Number of Votes Polled for each.				Voters at each Polling Place.			Ballot Papers sent out and how disposed of in each Polling Place.							
		Berry	Duck-worth	Hard- ing	Kelly	Leslie	Total Number of Votes Polled.	Number of Votes remaining Unpolled.	Number of names on the Polling Lists.	Number of Ballot Papers sent out to each Polling Place.	Used Ballot Papers.	Unused Ballot Papers.	Rejected Ballot Papers.	Cancelled Ballot Papers.	Declined Ballot Papers.	Ballot Papers taken from Polling Places.
Dovercourt—Con.	No. 164	0	60	1	15	35	111	82	193	225	113	112	2			
	" 165	4	89	1	24	54	172	102	274	300	176	124	4			
	" 166	1	59	0	19	59	138	59	207	225	142	83	4			
	" 167	2	102	3	35	66	208	86	294	325	208	117				
	" 168	1	77	0	15	82	175	98	273	300	178	122	1	2		
	" 169 A	0	64	0	15	40	119	121	353	225	121	104	2	1		
	" 169 B	2	72	0	10	29	113	88	248	175	116	59	2	1		
	" 176	2	85	0	25	52	164	88	354	225	168	57	3	1		
	" 177 A	3	59	0	3	37	102	175	111	64	1		
	" 177 B	1	46	1	13	43	104	175	105	70	1		
	" 178	0	81	1	32	44	158	102	260	300	160	140	2			
	" 179	1	94	0	25	61	181	110	291	275	182	93	1		
	" 180	6	68	7	36	41	158	95	253	250	165	85	6	1		
	" 181	2	119	1	19	37	178	103	281	300	182	118	4		
	" 182	0	98	0	18	37	153	109	262	300	155	145	5		
	" 183 A	0	45	1	19	41	106	113	318	200	111	89	2		
	" 183 B	1	43	3	14	37	98	300	106	194	7	1		
	" 184 A	2	41	0	12	19	74	143	313	175	76	99	1		
	" 184 B	1	39	0	15	41	96	200	98	102	2		
	" 206	4	69	1	15	30	119	65	184	200	122	78	3	
	" 207 A	3	39	6	19	50	117	101	318	200	119	81	2		
" 207 B	0	50	1	22	27	100	225	101	124	1		
" 208	1	44	3	22	36	106	89	195	175	111	64	5		
" 209	1	76	0	36	40	153	135	288	300	157	143	4		
" 210	5	60	4	15	40	124	110	234	250	124	126		
" 211	3	56	2	21	74	156	80	236	225	156	69		

..	212 A	1	21	10	52	85	155	321	150	85	65	1	1
..	212 B	6	28	10	35	81	140	332	200	84	116	2	1
..	213 A	4	21	17	30	72	140	332	175	73	102	1	1
..	213 B	2	25	10	82	120	140	332	150	124	26	4	1
..	214	0	75	3	18	51	99	249	275	150	125	2	1
..	215 A	1	67	0	9	53	102	342	200	138	62	2	1
..	215 B	0	54	0	4	46	102	342	200	104	96	2	1
..	216	2	101	0	6	88	89	286	300	200	100	2	1
..	217	1	56	0	108	175	102	277	300	176	101	1	1
..	218	0	79	0	11	81	95	266	300	182	118	1	3
..	219	1	89	1	24	70	94	279	300	187	113	1	1
..	220	2	62	1	6	76	113	260	225	148	77	1	1
..	221	3	85	0	32	85	84	289	350	209	141	4	1
..	222	16	83	1	33	69	97	299	350	94	145	3	1
..	223	4	82	3	51	39	111	293	275	183	92	1	1
..	224	10	60	0	35	54	99	258	300	162	138	3	1
..	225	2	91	0	16	54	101	267	250	166	84	3	1
..	226	3	86	1	38	56	102	286	300	187	113	3	1
..	227	9	82	1	27	41	85	245	250	161	89	1	1
..	228	0	32	0	10	32	74	137	175	76	99	2	1
..	229	3	64	0	22	64	93	252	300	156	144	2	1
..	230	1	59	0	19	52	72	203	200	133	66	1	2
..	231	1	79	1	24	37	77	229	250	142	108	1	1
..	232	8	112	1	11	50	77	259	300	182	118	1	1
..	233	0	90	0	19	41	107	257	250	151	99	1	1
..	234	0	40	0	3	33	137	215	300	79	221	1	1
..	235	2	66	0	9	40	166	372	225	115	110	1	1
..	236 A	1	55	0	6	30	91	164	200	91	109	1	1
..	237	1	50	0	8	36	69	164	200	96	104	1	1
..	238	2	79	1	18	53	55	208	200	155	45	2	1
..	239	5	75	0	17	71	106	274	300	174	126	3	3
..	240	0	64	1	25	52	96	238	300	144	156	2	1
..	241	1	60	0	21	54	88	224	300	138	112	2	1
..	242	0	79	1	23	51	103	260	250	163	87	2	6
..	243	3	72	0	30	74	111	290	325	181	144	2	1
..	244	1	85	2	45	64	94	291	275	198	77	1	1
..	245	9	81	0	31	51	104	276	275	173	102	1	1
..	246	1	84	2	53	41	93	274	300	181	119	1	1
..	247	4	71	1	18	40	88	222	300	139	161	5	1
..	248	1	47	1	33	64	78	224	250	146	104	1	1
..	249	5	60	1	23	38	95	222	250	129	121	1	2
..	250	1	65	1	33	46	81	227	300	147	153	1	1
..	251	5	74	1	36	44	160	252	250	164	86	4	1
..	252 A	5	35	1	22	30	93	303	225	93	132	1	1
..	252 B	0	40	1	20	35	114	303	175	98	77	2	1

RETURN from the Records of the GENERAL ELECTION to the Legislative Assembly, 1937—Continued.

Electoral District.	Numbers of Polling Places.	Names of Candidates and Number of Votes Polled for each.				Voters at each Polling Place.		Ballot Papers sent out and how disposed of in each Polling Place.							
		Berry	Duckworth	Kelly	Leslie	Total Number of Votes Polled.	Number of Votes remaining Unpolled.	Number of names on the Polling Lists.	Number of Ballot Papers sent out to each Polling Place.	Used Ballot Papers.	Unused Ballot Papers.	Rejected Ballot Papers.	Cancelled Ballot Papers.	Declined Ballot Papers.	Ballot Papers taken from Polling Places.
Dovercourt—Cont.	No. 253 A	4	55	0	25	113	124	332	175	117	58	4			
	" 253 B	4	46	2	20	95			175	98	77	3			
	Advance Polls	0	11	0	0	29		29	100	29	71				
	274 Havelock St.	0	17	0	1	25		25	100	25	75				
	69 Peterboro St.														
	Totals	284	10,396	159	2,668	8,393	21,900	13,191	35,091	22,363	16,437	278	76	15	1
	Majority for Duckworth						2,003								

Total number of printed ballots not distributed to D.R.O's: 5,200. Total number of ballot papers printed: 44,000.

Eglinton	Advance Poll A	Advance Poll B	Blackwell	Kirby	Teeter	Total Number of Votes Polled		Number of Votes remaining Unpolled.	Number of names on the Polling Lists.	Number of Ballot Papers sent out to each Polling Place.	Used Ballot Papers.	Unused Ballot Papers.	Rejected Ballot Papers.	Cancelled Ballot Papers.	Declined Ballot Papers.	Ballot Papers taken from Polling Places.
						Total	Majority									
	No. 1		87	88	5	180	180	180	200	181	19			1		
	" 2		38	36	1	75	75	63	75	75	25					
	" 3		55	81	4	140	140	203	200	140	58	2				
	" 4		81	60	31	181	181	259	251	180	69	1				
	" 5		79	58	26	163	163	240	250	163	87					
	" 6		93	82	16	191	191	264	250	192	58	1				
	" 7		77	90	13	180	180	268	250	182	68	2				
	" 8		65	80	6	151	151	231	250	154	96			3		
	" 9		90	84	15	189	189	292	300	189	110	1				
	" 10		77	84	23	184	184	241	250	184	65	1				
			73	82	18	173	173	243	250	176	74			3		
			74	98	18	190	190	292	300	191	109			1		

11	72	88	171	99	270	300	174	126	3
"	11	109	190	90	280	250	191	59	1
"	12	62	138	53	191	200	138	63
"	13	64	156	39	195	200	157	43	1
"	14	75	172	108	280	250	172	78
"	15	63	157	95	252	250	160	90	3
"	16	77	120	333	200	120	79	1
"	17 A	35	117	96	300	183	183
"	17 B	54	179	56	250	182	68
"	18	81	183	49	232	250	185	65	2
"	19	114	164	41	205	200	164	36
"	20	61	152	66	218	200	154	46
"	21	63	119	60	179	200	119	81
"	22	50	184	45	229	250	184	66
"	23	93	172	50	222	200	174	26	2
"	24	94	166	65	231	250	167	83	1
"	25	75	173	60	233	250	174	76	1
"	26	74	129	32	161	201	131	70	1
"	27	54	156	41	197	200	157	43
"	28	97	141	69	200	200	131	59
"	29	61	158	86	244	200	160	40	2
"	30	70	135	69	204	200	135	65
"	31	53	145	65	210	200	145	55
"	32	68	118	96	328	250	111	129	2
"	33 A	53	114	250	111	129	2
"	33 B	59	114	250	116	134	2
"	34	104	215	71	286	300	216	84
"	35	60	153	74	227	250	53	97	1
"	36	72	156	67	223	250	156	94
"	37	46	126	59	185	200	127	73
"	38	60	125	57	182	200	126	74
"	39 A	44	107	93	309	200	109	91	1
"	39 B	44	109	250	109	141
"	40	52	154	53	207	200	154	46
"	41	51	159	64	223	250	160	90	1
"	42	77	154	54	208	200	156	44	2
"	43	73	151	85	236	250	157	83	2
"	44	72	135	71	206	200	156	64	1
"	45	70	159	73	232	250	160	90	1
"	46	72	142	56	198	200	143	57	1
"	47	70	162	95	257	250	161	86	2
"	48	93	201	101	302	300	201	96	3
"	49	61	174	90	264	325	174	151
"	50	55	142	62	204	200	144	56	2
"	51	90	183	86	269	250	183	67

J. Douglas McNISH,
Returning Officer.

RETURN from the Records of the GENERAL ELECTION to the Legislative Assembly, 1937—Continued.

Electoral District.	Numbers of Polling Places.	Names of Candidates and Number of Votes Polled for each.			Voters at each Polling Place.		Ballot Papers sent out and how disposed of in each Polling Place.								
		Blackwell	Kirby	Teece	Total Number of Votes Polled.	Number of Votes remaining Unpolled.	Number of names on the Polling Lists.	Number of Ballot Papers sent out to each Polling Place.	Used Ballot Papers.	Unused Ballot Papers.	Rejected Ballot Papers.	Cancelled Ballot Papers.	Declined Ballot Papers.	Ballot Papers taken from Polling Places.	
Eglington—Con.	No. 52 A	41	68	22	131	96	303	250	139	111	4	4	4	1	1
	" 52 B	37	27	12	76	71	210	200	77	173	61	1	1	1	1
	" 53	61	75	3	139	75	247	275	174	101	1	1	1	1	1
	" 54	67	85	20	172	86	266	250	182	68	2	2	2	2	2
	" 55	81	89	10	180	72	237	250	167	88	1	1	1	1	1
	" 56	53	101	11	165	73	318	250	141	106	1	1	1	1	1
	" 57 A	69	70	4	143	102	250	250	103	147	1	1	1	1	1
	" 57 B	34	61	4	102	111	354	300	243	57	2	2	2	2	2
	" 58	95	128	17	240	49	161	225	114	111	2	2	2	2	2
	" 59	56	47	9	112	46	179	200	134	66	1	1	1	1	1
	" 60	38	89	6	133	51	195	200	146	54	1	1	1	1	1
	" 61	56	75	13	144	50	168	200	120	80	1	1	1	1	1
	" 62	51	53	14	118	59	207	200	152	48	4	4	4	4	4
	" 63	58	79	11	148	49	197	200	151	49	3	3	3	3	3
	" 64	44	93	11	148	63	231	200	171	29	3	3	3	3	3
	" 65	75	88	5	168	79	305	300	228	72	2	2	2	2	2
	" 66	112	107	7	226	68	211	200	144	56	1	1	1	1	1
	" 67	67	67	9	143	41	187	200	146	54	1	1	1	1	1
	" 68	54	87	5	146	71	220	200	147	53	1	1	1	1	1
	" 69	85	59	2	146	70	271	250	202	48	1	1	1	1	1
" 70	90	107	4	201	52	206	200	155	45	1	1	1	1	1	
" 71	69	75	10	154	66	254	250	189	61	1	1	1	1	1	
" 72	82	94	12	188	97	285	300	188	112	1	1	1	1	1	
" 73	93	91	4	188	64	232	250	169	81	1	1	1	1	1	
" 74	83	81	4	168	79	283	300	205	95	1	1	1	1	1	
" 75	101	99	4	204	104	245	250	142	108	1	1	1	1	1	
" 76	63	75	3	141	104	245	250	142	108	1	1	1	1	1	

RETURN from the Records of the GENERAL ELECTION to the Legislative Assembly, 1937—Continued.

Electoral District.	Numbers of Polling Places.	Names of Candidates and Number of Votes Polled for each.			Voters at each Polling Place.			Ballot Papers sent out and how disposed of in each Polling Place.						
		Blackwell	Kirby	Teefer	Total Number of Votes Polled.	Number of Votes remaining Unpolled.	Number of names on the Polling Lists.	Number of Ballot Papers sent out to each Polling Place.	Used Ballot Papers.	Unused Ballot Papers.	Rejected Ballot Papers.	Cancelled Ballot Papers.	Declined Ballot Papers.	Ballot Papers taken from Polling Places.
Eglington— <i>Cont.</i>	No. 117 A	75	67	3	145	127	388	250	145	105				
	" 117 B	45	65	6	116			250	118	132	2			
	" 118 A	93	110	7	210	162	548	250	211	39	1			
	" 118 B	73	94	9	176			250	176	74				
	" 119 A	88	86	10	184	161	518	250	187	63	3			
	" 119 B	73	91	9	173			250	175	75	2			
	" 120	48	73	4	125	49	174	200	126	74	1			
	" 121	105	97	8	210	66	276	350	211	39	1			
	" 122	59	63	12	134	55	189	200	139	59	5			
	" 123 A	65	70	5	140	100	406	250	143	107	3			
	" 123 B	70	96	0	166			250	166	84				
	" 124	62	94	7	163	44	207	200	164	36		1		
	" 125	84	85	15	184	79	263	250	186	64	2			
	" 126	69	86	12	167	78	245	250	167	83				
	" 127	111	119	11	241	79	320	300	245	55	3			
	" 128	86	97	7	190	81	271	250	192	58	2			
	" 129 A	62	73	4	139	135	441	250	140	110				
	" 129 B	83	81	3	167			250	170	80	3			
	" 130	88	115	7	210	91	301	300	211	89				
	" 131	137	125	1	263	105	368	300	265	35	2			
" 132	87	74	10	171	70	241	250	171	80					
" 133	62	120	9	191	82	273	250	192	58	1				
" 134	124	91	4	219	60	279	300	221	179	2				
" 135 A	71	62	0	133	92	371	250	133	117					
" 135 B	75	67	4	146			250	147	103	1				
" 136	96	115	2	213	81	294	300	215	85	1				

137 A	46	69	4	119	87	306	250	221	129	2
137 B	48	49	3	100	51	217	250	100	154	
138	103	61	2	166	85	311	250	166	84	
139 A	45	82	0	127	85		250	128	122	1
139 B	53	42	4	99	152	436	250	99	151	
140 A	91	72	3	166			250	168	82	1
140 B	52	65	1	118			250	121	129	3
141	84	110	0	194	87	281	300	196	104	1
142	92	120	3	215	89	304	300	217	83	1
143	80	77	1	158	58	216	225	158	67	7
144	73	94	18	185	93	278	300	186	114	1
145	83	97	14	194	95	289	300	204	96	10
146	67	84	11	162	73	235	200	162	38	
147	94	113	11	218	61	279	300	219	81	1
148	62	100	13	175	101	276	250	178	72	3
149	53	73	22	148	76	224	200	148	52	
150	83	71	17	171	76	247	250	172	78	1
151	59	94	26	179	85	264	250	182	68	2
152	56	82	9	147	75	222	250	152	100	2
153	96	88	23	207	83	290	300	209	91	2
154	50	103	8	161	51	215	200	161	39	
155	79	79	21	179	90	269	250	180	55	1
156	66	74	4	144	65	209	200	158	42	11
157	90	51	10	151	78	229	250	152	98	1
158 A	67	75	13	155	130	413	250	155	95	
158 B	63	51	14	128			250	129	121	1
159	87	93	9	189	90	279	250	189	61	
160	90	62	7	159	68	227	250	160	90	1
161	66	55	15	136	58	194	200	137	63	1
162	67	49	5	125	77	192	200	116	74	1
163	90	62	5	157	56	213	200	158	42	1
164	74	97	6	177	59	236	225	178	47	1
165	89	85	4	178	48	226	200	179	21	1
166	62	51	4	120	61	181	250	120	130	
167 A	59	50	16	125	90	330	250	125	125	
167 B	53	54	8	115			250	115	135	
168	57	58	8	123	58	181	200	123	77	
169	84	58	3	115	50	195	200	145	55	
170 A	51	57	4	112	95	312	250	113	137	1
170 B	47	56	2	105			250	106	114	
Totals	13,705	14,809	1,861	30,375	12,815	43,190	46,577	30,748	15,806	300
Majority for Kirby		1,101							56	22

Total number of printed ballots not distributed to D.R.O's: 3,123. Total number of ballot papers printed: 49,700.

RETURN from the Records of the GENERAL ELECTION to the Legislative Assembly, 1937--Continued.

Electoral District.	Numbers of Polling Places.	Names of Candidates and Number of Votes Polled for each.	Voters at each Polling Place.			Ballot Papers sent out and how disposed of in each Polling Place.						
			Total Number of Votes Polled.	Number of Votes remaining Unpolled.	Number of names on the Polling Lists.	Number of Ballot Papers sent out to each Polling Place.	Used Ballot Papers.	Unused Ballot Papers.	Rejected Ballot Papers.	Cancelled Ballot Papers.	Declined Ballot Papers.	Ballot Papers taken from Polling Places.
High Park. Returning Officer. F. C. GILLEN.	Advance Poll.	Baird	194	194	194	300	197	103	2	1		
	" " No. 1	105	69	Ritchie	96	55	151	96	54			
	" " " 2	45	34	Coburn	172	78	254	172	78			
	" " " 3	68	70		181	86	267	184	91			
	" " " 4	82	57		201	95	296	202	98			
	" " " 5	101	56		193	70	263	196	79			
	" " " 6	78	75		151	116	267	153	122			
	" " " 7	68	55		146	89	235	150	100			
	" " " 8	52	47		135	66	201	137	63			
	" " " 9	69	34		159	71	230	160	90			
	" " " 10	78	39		135	105	240	137	113			
	" " " 11	63	30		182	90	272	182	93			
	" " " 12	76	46		152	94	246	152	98			
	" " " 13	57	51		114	54	168	116	59			
	" " " 14	31	33		187	68	255	189	86			
	" " " 15	89	40		120	73	193	121	79			
	" " " 16	57	33		136	47	183	137	63			
	" " " 17	63	26		176	89	265	179	96			
	" " " 18	70	54		183	53	236	184	66			
	" " " 19	86	31		99	86	185	101	99			
	" " " 20	37	17		174	93	267	178	97			
	" " " 21	89	37		133	50	183	133	67			
	" " " 22	45	41		116	57	173	121	54			
	" " " 23	50	26		112	61	173	114	61			
	" " " 24	53	36		147	52	199	148	52			
" " " 25	57	47		136	66	202	136	89				

26	62	40	62	161	60	226	225	176	49	10	2	
27	64	47	65	176	46	222	225	179	46	3		
28	57	32	55	144	64	208	225	146	79	2		
29	46	20	51	117	81	198	200	119	81	2		
30	30	25	46	101	98	199	200	101	99			
31	59	31	69	159	90	249	250	162	88	3		
32	34	31	59	124	110	234	250	128	122		4	
33	42	25	53	120	96	216	225	121	104			1
34	75	31	58	164	122	286	300	165	135	1		
35	47	16	33	96	129	225	225	98	127	2		
36	69	11	62	142	83	225	225	146	79	4		
37	61	36	51	148	91	239	250	152	98	4		
38	29	8	24	61	60	121	225	163	163		1	
39	60	13	51	124	56	180	200	125	75	1		
40	39	34	59	132	68	200	200	135	65	2	1	
41	44	41	42	126	30	156	175	126	49			
42	32	51	69	152	93	245	250	155	95	2	1	
43	29	23	69	121	128	249	250	126	124	5		
44 A	18	18	47	83	99	182	200	94	106			11
44 B	14	13	31	58	77	135	150	58	92			
45 A	46	18	47	111	46	157	175	113	62			
45 B	44	20	37	101	69	170	175	103	72	1	1	
46	63	44	62	169	97	266	275	171	104		2	
47 A	41	12	43	96	43	139	150	97	53	1		
47 B	47	16	40	163	63	166	175	104	71	1		
48	81	40	44	165	85	250	250	166	84	1		
49	91	27	59	177	112	289	300	180	120	3		
50	98	21	54	173	120	293	300	174	126	1		
51	51	30	60	141	64	205	225	143	82	1	1	
52	83	27	47	157	68	225	225	161	64			4
53 A	70	16	40	126	49	175	175	126	49			
53 B	53	15	28	96	64	160	175	98	77	1	1	
54	97	35	47	179	77	256	275	181	94	1		1
55	111	25	50	185	98	283	300	188	112	2		
56 A	67	9	46	100	76	176	200	100	100		2	
56 B	32	26	46	104	41	145	150	106	44	2		
57	42	16	45	103	55	158	175	105	70	1	1	
58	56	14	37	107	70	177	200	108	92			1
59	110	3	83	196	78	274	275	199	76	1	2	
60 A	59	19	46	124	46	170	175	125	50	1		
60 B	37	8	33	78	67	145	150	80	70	2		
61	105	23	54	182	71	256	275	182	93			
62	84	22	46	152	82	234	250	153	97		1	
63	83	17	63	163	102	265	275	163	112			
64 A	32	11	36	79	62	141	150	79	71			

RETURN from the Records of the GENERAL ELECTION to the Legislative Assembly, 1937—Continued.

Electoral District.	Numbers of Polling Places.	Names of Candidates and Number of Votes Polled for each.	Voters at each Polling Place.			Ballot Papers sent out and how disposed of in each Polling Place.							
			Total Number of Votes Polled.	Number of Votes remaining Unpolled.	Number of names on the Polling Lists.	Number of Ballot Papers sent out to each Polling Place.	Used Ballot Papers.	Unused Ballot Papers.	Rejected Ballot Papers.	Cancelled Ballot Papers.	Declined Ballot Papers.	Ballot Papers Taken from Polling Places.	
High Park—Con...	No. 64 B	Baird	94	66	160	175	94	81					
	" 65	Coburn	199	87	286	300	201	99	1				
	" 66	Ritchie	170	81	251	275	171	104	1				
	" 67		24	107	259	275	156	119	4				
	" 68 A		5	50	170	175	120	55					
	" 68 B		7	95	148	150	95	55					
	" 69		13	174	266	275	174	101					
	" 70		25	67	110	300	169	131	2				
	" 71 A		80	123	195	200	126	74					
	" 71 B		37	67	135	150	67	83					
	" 72		95	43	207	225	164	61					
	" 73		85	18	164	247	158	92	1				
	" 74		87	17	160	246	160	90					
	" 75		79	9	136	226	138	112	2				
	" 76		59	29	148	240	149	101	1				
	" 77		81	25	164	254	164	111					
	" 78		52	119	88	207	225	119	106				
	" 79		83	32	178	114	300	178	122				
	" 80		87	5	169	181	350	170	180	1			
	" 81 A		75	10	130	203	225	130	95				
	" 81 B		62	39	110	175	110	65					
	" 82		93	14	167	273	275	172	103	5			
	" 83		74	10	136	202	225	137	88	1			
	" 84		89	13	160	250	250	143	90				
	" 85		61	20	138	233	250	143	107	5			
	" 86		59	16	123	192	200	124	76	1			

87	76	24	46	146	109	255	275	148	127	1	1
88	62	18	37	117	95	212	225	119	106	2	1
89	74	33	90	197	89	286	300	199	101	2	2
90	77	31	45	153	80	233	230	156	94	3	3
91	77	31	63	171	87	258	275	171	104	2	2
92	67	25	62	154	112	266	275	156	119	2	2
93	74	22	69	165	105	270	275	169	106	2	2
94 A	66	30	28	124	76	200	200	124	76	1	1
94 B	44	11	41	99	71	170	175	100	75	1	1
95	109	36	57	202	96	298	300	205	95	3	3
96	89	24	62	175	92	267	275	175	100	1	1
97 A	58	22	40	120	98	218	225	120	105	1	1
97 B	34	8	36	78	67	145	150	78	72	1	1
98	51	17	65	133	111	241	250	137	113	4	4
99	77	36	61	174	85	259	275	176	99	2	2
100	52	17	86	155	72	227	250	155	95	1	1
101	61	20	37	118	65	183	200	118	82	1	1
102	73	11	47	131	71	202	225	131	91	1	1
103	117	15	61	196	66	262	275	196	79	1	1
104	83	14	41	111	70	241	275	152	133	1	1
105	78	20	34	152	89	241	250	152	98	1	1
106	77	13	39	129	86	215	225	130	95	1	1
107	79	3	37	119	97	246	225	119	106	1	1
108	92	16	49	157	103	260	275	157	118	1	1
109	67	36	30	133	63	196	200	133	67	1	1
110	78	22	67	167	68	235	250	168	82	1	1
111	70	16	52	138	67	205	225	139	86	1	1
112 A	61	15	40	116	69	185	200	119	81	3	3
112 B	29	3	31	63	77	140	150	63	87	1	1
113	64	7	43	114	81	195	200	115	85	1	1
114	109	10	53	172	75	247	250	172	78	1	1
115	66	21	61	148	71	219	225	148	77	1	1
116	79	20	56	155	65	220	225	155	70	1	1
117	73	7	46	126	58	184	200	127	73	1	1
118	43	3	29	75	68	143	150	77	73	2	2
119	79	7	46	132	79	241	225	135	90	3	3
120	57	17	41	118	88	203	225	106	106	1	1
121	65	4	57	126	62	188	200	127	73	1	1
122	81	20	76	177	109	286	300	178	122	1	1
123	41	8	45	94	66	160	175	91	81	1	1
124	56	29	51	136	73	209	225	139	86	1	1
125 A	28	23	32	83	54	137	150	81	66	1	1
125 B	30	29	28	87	62	149	150	88	62	1	1
126	65	10	36	141	83	224	225	115	80	3	3
127	69	17	53	169	101	270	275	172	103	2	2

11 B	64	7	67	138	81	219	200	138	62
12 A	40	7	37	84	55	139	150	84	66
12 B	64	0	42	106	68	174	150	107	43
16 A	52	13	37	102	56	158	150	102	48
16 B	55	13	46	114	58	172	175	114	61
17	57	13	77	147	107	251	250	149	101
18 A	50	9	50	109	75	184	200	109	91
18 B	67	17	44	128	80	208	200	129	71
19 A	36	5	34	75	102	177	150	75	75
19 B	43	10	39	92	43	135	150	96	54
20 A	76	5	47	128	76	201	200	133	67
20 B	62	3	45	110	78	188	200	112	88
21 A	50	3	52	105	84	189	200	105	95
21 B	49	10	50	109	133	242	225	111	114
22	70	14	73	157	127	284	300	157	143
23 A	47	4	42	93	86	176	200	94	106
23 B	68	4	37	109	33	145	150	109	41
24 A	37	9	49	95	84	179	200	100	100
24 B	45	7	68	120	93	203	200	121	79
26	39	24	36	99	92	191	175	102	74
27 A	45	6	37	88	97	185	200	88	112
27 B	39	13	41	93	70	163	175	94	81
28	70	30	65	165	90	255	250	166	84
29	60	37	59	156	101	260	275	158	117
30	61	29	68	158	102	260	250	163	87
31	61	22	57	143	96	239	250	143	107
32 A	25	15	48	88	49	137	150	88	62
32 B	35	8	50	93	80	173	150	94	56
33	57	19	88	164	129	293	300	165	135
34	43	5	46	94	88	182	175	98	77
35	63	22	91	176	87	263	250	178	72
36	18	17	58	156	60	216	200	159	41
37	76	24	93	193	94	287	275	195	80
38 A	42	15	57	114	70	184	175	60	60
38 B	45	12	49	106	42	148	150	107	43
39 A	32	12	45	89	87	176	175	89	86
39 B	48	16	54	118	88	156	150	118	32
40	66	34	57	157	86	243	250	158	92
41	50	28	68	146	83	229	225	116	79
42 A	37	17	38	92	63	155	150	93	57
42 B	62	15	33	110	61	171	175	112	63
43 A	46	6	47	99	65	164	150	100	50
43 B	58	10	42	110	82	192	175	113	62
44 A	38	11	50	99	73	172	175	100	75
44 B	58	10	35	103	45	148	150	106	44

J. L. PRENTICE,
Returning Officer.

RETURN from the Records of the GENERAL ELECTION to the Legislative Assembly, 1937—Continued.

Electoral District.	Numbers of Polling Places.	Names of Candidates and Number of Votes Polled for each.	Voters at each Polling Place.				Ballot Papers sent out and how disposed of in each Polling Place.									
			Total Number of Votes Polled.	Number of Votes remaining Unpolled.	Number of names on the Polling Lists.	Number of Ballot Papers sent out to each Polling Place.	Used Ballot Papers.	Unused Ballot Papers.	Rejected Ballot Papers.	Cancelled Ballot Papers.	Declined Ballot Papers.	Ballot Papers taken from Polling Places.				
Parkdale—Con....	No. 45	Bond	197	96	293	275	197	78	3	1	1	197	78	1	1	1
	" 46 A	Harvey	124	78	202	200	128	72	2	1	1	128	72	1	1	1
	" 46 B	McBrien	140	26	166	175	143	140	26	166	175	143	32	1	1	1
	" 47	Harvey	150	66	216	200	152	48	2	1	1	152	48	1	1	1
	" 48	Harvey	180	73	253	250	180	70	1	1	1	180	70	1	1	1
	" 49 A	Harvey	100	70	170	175	101	74	1	1	1	101	74	1	1	1
	" 49 B	McBrien	122	31	153	150	123	27	1	1	1	123	27	1	1	1
	" 50	Harvey	168	101	269	250	168	82	1	1	1	168	82	1	1	1
	" 51	Harvey	113	38	151	150	116	34	2	1	1	116	34	2	1	1
	" 52 A	Harvey	121	37	158	150	122	28	1	1	1	122	28	1	1	1
	" 52 B	McBrien	163	108	271	275	164	111	1	1	1	164	111	1	1	1
	" 53	Harvey	29	70	99	100	27	73	1	1	1	27	73	1	1	1
	" 54	Harvey	12	83	95	90	85	11	1	1	1	85	11	1	1	1
	" 55 A	Harvey	5	58	63	60	57	7	1	1	1	57	7	1	1	1
	" 55 B	McBrien	11	49	60	64	51	13	1	1	1	51	13	1	1	1
	" 56	Harvey	147	82	229	225	161	64	1	1	1	161	64	1	1	1
	" 57	Harvey	20	71	91	90	83	8	1	1	1	83	8	1	1	1
	" 58 A	Harvey	8	57	65	64	56	9	1	1	1	56	9	1	1	1
	" 58 B	McBrien	6	40	46	45	40	6	1	1	1	40	6	1	1	1
	" 59	Harvey	18	89	107	105	97	10	1	1	1	97	10	1	1	1
" 60 A	Harvey	3	58	61	60	57	3	1	1	1	57	3	1	1	1	
" 60 B	McBrien	129	39	168	150	130	20	1	1	1	130	20	1	1	1	
" 61	Harvey	8	46	54	50	46	8	1	1	1	46	8	1	1	1	
" 62	Harvey	16	73	89	87	79	10	1	1	1	79	10	1	1	1	
" 63	Harvey	42	51	93	90	81	13	1	1	1	81	13	1	1	1	
" 63	McBrien	11	87	98	95	86	9	1	1	1	86	9	1	1	1	
" 64 A	Harvey	8	63	71	70	64	7	1	1	1	64	7	1	1	1	
" 64 A	McBrien	121	94	215	200	122	78	1	1	1	122	78	1	1	1	

64 B	65	4	38	107	76	183	200	108	92	1
65 A	44	7	51	102	62	164	175	102	73	1
65 B	58	14	67	139	52	191	175	139	35	1
66 A	57	10	51	118	64	182	150	119	31	1
66 B	53	7	33	93	52	145	175	100	75	7
67	94	10	85	189	104	293	300	192	108	3
68 A	40	5	41	86	67	153	150	86	64	1
68 B	27	11	55	93	76	169	150	93	57	1
69 A	80	6	56	142	83	225	200	143	57	1
69 B	71	2	5	78	79	157	125	80	45	2
70 A	37	7	50	94	82	176	175	94	81	1
70 B	44	12	52	108	41	149	150	108	42	1
71	81	14	78	173	106	279	300	175	125	1
72 A	59	11	55	125	37	162	175	126	49	1
72 B	47	10	57	114	70	184	175	117	58	2
73 A	52	3	45	100	77	177	150	100	50	1
73 B	41	14	32	87	43	130	150	87	63	1
74	93	12	84	189	93	282	300	189	111	1
75	85	3	86	174	124	298	300	177	123	2
76 A	44	8	43	95	46	141	150	96	54	1
76 B	65	9	47	121	42	163	150	121	26	3
77 A	66	5	43	114	67	181	200	114	86	1
77 B	86	5	50	150	78	228	200	151	49	1
78 A	28	11	47	86	59	145	150	86	64	1
78 B	64	6	46	116	47	163	150	116	34	1
79 A	40	6	46	92	49	141	150	94	56	1
79 B	70	3	56	129	50	179	150	133	17	4
80 A	35	14	65	114	57	171	175	117	58	3
80 B	51	3	57	111	47	158	175	111	64	1
81 A	38	8	37	83	55	138	150	83	67	1
81 B	52	8	47	107	59	166	150	108	42	1
82	78	17	78	173	85	258	250	173	77	1
83 A	40	6	43	89	47	136	150	89	61	1
83 B	61	13	62	136	34	170	150	136	14	1
84	52	10	57	119	94	213	200	119	81	1
85	75	8	97	180	97	277	275	181	94	1
86	95	15	84	194	94	288	275	196	79	1
87	80	14	73	167	96	263	275	168	107	1
88	60	24	50	134	76	240	200	134	66	1
89 A	26	15	48	89	94	183	150	91	59	1
89 B	49	15	39	103	19	122	150	105	45	2
90	67	31	82	180	95	275	275	183	92	3
91 A	41	11	39	91	61	132	175	91	84	1
91 B	40	10	49	99	92	191	175	99	76	1
111	65	28	57	150	108	258	250	150	100	1

RETURN from the Records of the GENERAL ELECTION to the Legislative Assembly, 1937—Continued.

Electoral District.	Numbers of Polling Places.	Names of Candidates and Number of Votes Polled for each.			Voters at each Polling Place.		Ballot Papers sent out and how disposed of in each Polling Place.							
		Bond	Harvey	McBrien	Total Number of Votes Polled.	Number of Votes remaining Unpolled.	Number of names on the Polling Lists.	Number of Ballot Papers sent out to each Polling Place.	Used Ballot Papers.	Unused Ballot Papers.	Rejected Ballot Papers.	Cancelled Ballot Papers.	Declined Ballot Papers.	Ballot Papers taken from Polling Places.
Parkdale—Con....	No. 121 A	58	10	43	111	56	167	150	11	38	1			
	" 121 B	55	7	38	100	34	134	150	100	50				
	" 137 A	46	25	52	123	83	206	200	125	75	1			
	" 137 B	50	28	56	134	96	230	225	135	90	1			
	" 138 A	46	18	61	125	64	189	175	128	47	3			
	" 138 B	43	8	68	119	46	165	175	121	54	2			
	" 139 A	52	13	78	143	74	216	200	144	56	1			
	" 139 B	57	19	60	136	40	176	200	137	63		1		
	" 140 A	68	19	67	154	83	237	275	156	119	2			
	" 140 B	95	12	61	168	81	249	250	171	79	3			
	" 141 A	63	10	65	138	67	205	200	143	57	4			
	" 141 B	61	11	59	131	47	178	200	134	66	1	2		
	" 142 A	34	26	73	133	66	199	200	134	66	1			
	" 142 B	44	28	53	125	214	283	275	183	74	1			
	" 143	64	29	88	181	102	283	275	183	92		2		
	" 144	86	27	57	170	91	261	300	171	129	1			
	" 145	58	17	46	121	104	225	225	123	102		2		
	" 146 A	36	30	33	99	59	158	175	100	75	1			
	" 146 B	35	19	49	103	54	157	150	104	46	1			
	" 147	48	21	61	130	65	195	200	130	70				
" 148	57	11	57	125	80	205	200	127	73	2				
" 149	46	24	62	132	55	187	200	133	67	1				
" 170	40	25	67	132	86	218	225	134	91	2				
" 171 A	48	22	70	140	58	198	200	140	60					
" 171 B	46	19	67	132	42	174	175	132	43					

172	57	28	102	187	76	263	275	188	87	1	1	1
173	54	13	81	148	80	228	225	149	76	1	1	1
174 A	34	7	58	99	83	182	175	101	74	1	1	1
174 B	46	7	47	100	61	161	175	100	75	1	1	1
175	52	34	57	143	111	254	225	145	80	2	2	2
185	50	22	72	144	131	275	275	148	127	3	3	3
186	47	24	57	128	78	206	200	129	71	1	1	1
187	42	38	83	163	71	234	250	165	85	1	1	1
188	73	13	84	170	93	263	250	171	79	1	1	1
189	55	28	84	167	78	245	250	171	79	3	3	3
190 A	30	14	51	95	39	134	175	101	74	6	6	6
190 B	26	16	49	91	93	184	150	92	58	1	1	1
191	69	34	58	161	109	270	275	163	112	2	2	2
192	45	46	71	162	101	263	275	165	110	3	3	3
193 A	53	11	36	100	73	173	175	100	75	1	1	1
193 B	33	12	51	99	52	151	151	103	48	4	4	4
194	56	44	87	187	84	271	275	187	88	1	1	1
195	69	37	65	171	108	279	275	176	99	5	5	5
196	72	52	32	156	123	279	275	162	113	6	6	6
197	90	55	34	179	106	285	300	183	117	4	4	4
198	86	46	33	165	124	289	300	172	128	6	6	6
199	61	28	40	129	93	222	225	134	91	5	5	5
200	72	20	47	139	78	217	224	143	81	4	4	4
201	87	10	59	156	70	226	225	158	67	2	2	2
202	71	20	73	164	78	242	250	166	84	2	2	2
203 A	60	10	63	133	59	192	175	134	41	1	1	1
203 B	53	6	47	106	46	152	175	106	69	1	1	1
204 A	26	18	48	92	102	194	175	94	81	2	2	2
204 B	43	22	59	124	33	157	175	125	50	1	1	1
205 A	37	16	57	110	52	162	175	113	62	3	3	3
205 B	52	14	33	99	49	148	175	99	76	1	1	1
2553 Dundas St., W. (North)	16	3	22	41	41	100	41	59
1544 King St., W. (South)	73	6	35	114	114	200	115	85	1
Totals	10,456	2,802	10,583	23,841	13,774	37,615	37,775	24,141	13,634	224	61	13
Majority for McBrien			127									

Total number of printed ballots not distributed to D.R.O's: 6,225. Total number of ballot papers printed: 44,000.

RETURN from the Records of the GENERAL ELECTION to the Legislative Assembly, 1937—Continued.

Electoral District.	Numbers of Polling Places.	Names of Candidates and Number of Votes Polled for each.				Voters at each Polling Place.				Ballot Papers sent out and how disposed of in each Polling Place.					
		Allen	Buckley	Farrell	Sum- merville	Total Number of Votes Polled.	Number of Votes remaining Unpolled.	Number of names on the Polling Lists.	Number of Ballot Papers sent out to each Polling Place.	Used Ballot Papers.	Unused Ballot Papers.	Rejected Ballot Papers.	Cancelled Ballot Papers.	Declined Ballot Papers.	Ballot Papers taken from Polling Places.
Riverdale.....	Advance Poll.....	37	4	0	47	88	150	88	62
	No. 1.....	47	14	0	31	92	57	149	200	92	106	2
	" 2.....	51	30	0	50	131	96	227	250	131	114	4	1
	" 3.....	62	20	1	45	128	54	182	200	128	68	4
	" 4.....	56	32	1	43	132	66	198	250	132	115	3
	" 5.....	68	52	0	59	179	89	268	200	179	18	3
	" 6.....	71	25	3	82	181	84	265	225	181	41	2	1
	" 7.....	32	18	2	26	78	50	128	150	78	72
	" 8.....	63	30	0	60	153	103	256	300	153	143	4
	" 9.....	39	44	0	78	161	93	254	200	161	35	4
	" 10 A.....	38	20	2	54	114	116	302	150	114	36
	" 10 B.....	27	15	0	30	72	150	72	76	2
	" 11.....	34	22	0	40	96	56	152	200	96	104
	" 12.....	71	28	1	63	169	128	297	250	169	77	4
	" 13.....	61	37	2	70	170	90	260	200	170	30
	" 14.....	33	40	0	51	124	92	216	225	124	101
	" 15.....	51	36	0	40	127	137	264	300	127	170	3
	" 16.....	50	19	0	33	102	90	192	200	102	96	1	1
	" 17.....	58	26	2	62	148	125	273	250	148	75	2
	" 22.....	71	25	0	45	141	82	223	200	141	57	1
	" 23.....	29	37	1	48	115	51	166	200	115	85
	" 24.....	58	10	0	56	124	80	204	175	124	51
	" 25.....	78	26	1	39	144	67	211	250	144	106
	" 26.....	67	27	0	54	148	63	211	200	148	51	1
	" 27.....	62	16	0	78	156	96	252	200	156	41	3

Returning Officer,
GEORGE GRESSWELL,

RETURN from the Records of the GENERAL ELECTION to the Legislative Assembly, 1937—Continued.

Electoral District.	Numbers of Polling Places.	Names of Candidates and Number of Votes Polled for each.				Voters at each Polling Place.			Ballot Papers sent out and how disposed of in each Polling Place.						
		Allen	Buckley/Farrell	Sum- merville		Total Number of Votes Polled.	Number of Votes remaining Unpolled.	Number of names on the Polling Lists.	Number of Ballot Papers sent out to each Polling Place.	Used Ballot Papers.	Unused Ballot Papers.	Rejected Ballot Papers.	Cancelled Ballot Papers.	Declined Ballot Papers.	Ballot Papers taken from Polling Places.
Riverdale—Con...	No. 60 A	24	11	0	62	97	132	334	200	97	103				
	" 60 B	33	16	0	56	105	88	326	200	105	95				
	" 61 A	63	16	1	49	129	88	326	150	129	21				
	" 61 B	48	19	0	42	109	103	319	150	109	41				
	" 62 A	51	26	2	34	113	103	319	150	113	36	1			
	" 62 B	39	14	0	50	103	93	348	150	103	45	1	1		
	" 63 A	44	19	0	79	142	93	348	200	142	57	1			
	" 63 B	41	29	0	43	113	126	333	250	113	137				
	" 64 A	46	7	0	62	115	92	333	200	115	84	1			
	" 64 B	37	16	0	39	92	92	333	175	92	83				
	" 65 A	40	22	1	84	147	97	369	150	147	3				
	" 65 B	29	24	0	72	125	118	327	200	125	74	1			
	" 66 A	39	15	0	68	122	118	327	200	122	78				
	" 66 B	26	9	0	52	87	107	353	150	87	63	3			
	" 67 A	42	23	1	72	138	107	353	200	138	59	1			
	" 67 B	39	16	2	51	108	123	320	200	108	90	1			
	" 68 A	48	16	0	51	115	123	320	150	115	28	7			
	" 68 B	29	10	0	43	82	120	366	150	82	68				
	" 69 A	41	7	0	80	128	120	366	200	128	71	1			
	" 69 B	44	16	0	58	118	101	356	200	118	82				
	" 70 A	45	15	0	88	148	101	356	200	148	47	5			
" 70 B	46	8	0	53	107	100	261	200	107	91	1	1			
" 71 A	33	18	0	32	83	83	261	150	83	66	1				
" 71 B	29	12	0	37	78	115	334	125	78	46	1				
" 72 A	47	23	0	69	139	115	334	200	139	56	1	4			
" 72 B	21	17	1	41	80	80	201	200	80	121					

73	46	18	0	74	138	64	202	200	138	62	1	1
74	49	30	0	82	161	61	222	175	161	13	1	1
75	35	23	0	53	111	38	149	150	111	38	1	1
76	48	33	0	69	150	83	233	200	150	48	1	1
77	42	27	0	103	172	96	268	200	172	26	2	2
78	41	31	0	81	153	82	235	200	153	46	1	1
79	63	36	0	48	147	102	249	250	147	101	2	2
80	44	38	0	48	130	70	200	200	130	67	2	1
81	57	35	0	78	170	90	200	200	170	26	4	4
82	47	32	0	71	150	107	257	250	150	99	1	1
83 A	30	18	0	57	105	119	336	200	105	93	1	1
83 B	53	7	0	52	112	112	200	200	112	86	1	2
84	63	31	1	57	152	84	236	200	152	46	2	2
85 A	46	18	1	56	121	114	292	200	121	75	4	4
85 B	16	9	0	32	57	57	150	150	57	93	1	1
86 A	36	23	0	45	104	117	307	150	104	44	1	1
86 B	36	17	0	33	86	86	200	200	86	112	2	2
87	46	31	0	62	139	80	219	250	139	108	2	1
88 A	53	19	1	63	136	93	312	200	136	63	1	1
88 B	26	13	0	44	83	83	150	150	83	66	1	1
89	74	36	0	81	191	82	273	225	191	31	2	1
101	50	28	5	81	164	84	248	250	164	81	5	5
102 A	32	12	2	54	100	116	341	150	100	48	2	2
102 B	35	19	0	71	125	116	175	175	125	49	1	1
103 A	31	33	0	73	137	87	305	150	137	9	3	1
103 B	12	25	3	41	81	81	150	150	81	69	1	1
104	58	34	0	81	173	100	273	250	173	74	3	3
105 A	40	25	0	49	114	109	306	150	114	33	3	3
105 B	14	15	0	54	83	83	200	200	83	117	1	1
106	56	41	2	94	193	82	275	225	193	32	1	1
107	50	36	0	87	173	87	260	250	173	75	2	2
108	68	36	1	88	193	75	268	300	193	105	2	2
109 A	26	19	1	51	97	111	313	200	97	100	3	3
109 B	30	27	0	48	105	105	200	200	105	94	1	1
110	61	18	0	93	172	66	238	250	172	76	2	2
111 A	32	50	0	45	127	85	288	200	127	72	1	1
111 B	28	11	0	37	76	76	150	150	76	76	1	1
112	60	22	0	89	171	86	257	250	171	79	1	1
113	38	31	0	70	139	59	198	250	139	109	1	1
114	13	11	0	41	67	54	121	150	67	82	1	1
115	42	30	0	37	109	85	194	150	109	38	1	3
116 A	42	20	2	64	128	100	285	149	128	17	4	4
116 B	15	18	0	24	57	57	200	200	57	142	1	1
117	51	55	1	74	181	190	281	300	181	111	3	2

RETURN from the Records of the GENERAL ELECTION to the Legislative Assembly, 1937—Continued.

Electoral District.	Numbers of Polling Places.	Names of Candidates and Number of Votes Polled for each.				Voters at each Polling Place.			Ballot Papers sent out and how disposed of in each Polling Place.						
		Allen	Buckley	Farrell	Sum- merville	Total Number of Votes Polled.	Number of Votes remaining Unpolled.	Number of names on the Polling Lists.	Number of Ballot Papers sent out to each Polling Place.	Used Ballot Papers.	Unused Ballot Papers.	Rejected Ballot Papers.	Cancelled Ballot Papers.	Declined Ballot Papers.	Ballot Papers taken from Polling Places.
Riverdale— <i>Con.</i>	No. 118	64	29	10	71	174	100	274	225	174	49	2			
	" 119 A	29	21	0	39	89	101	282	200	89	108	1	2		
	" 119 B	26	23	0	43	85	85	253	150	92	55	3	2		
	" 120	40	49	0	79	168	85	236	300	168	129	2	1		
	" 138	49	36	1	79	165	71	236	250	165	85	2	1		
	" 139	68	26	2	61	157	79	236	200	157	42	1	1		
	" 140	54	25	0	50	129	98	227	250	129	119	1	1		
	" 141	46	42	0	86	174	65	239	250	174	74	2	1		
	" 142	45	7	1	97	150	81	231	250	150	99	1	1		
	" 143 A	31	9	0	59	99	100	257	150	99	50	1	1		
	" 143 B	15	8	0	35	58	58	150	150	58	87	5	5		
	" 144	52	25	1	65	143	92	235	250	143	103	4	4		
	" 145	48	23	1	50	122	68	190	250	122	124	3	1		
	" 146	77	13	1	58	149	53	202	250	149	100	1	1		
	" 147 A	41	11	1	42	95	82	263	200	95	104			1	
	" 147 B	25	13	0	48	86	86	263	150	86	62			2	
	" 148 A	54	7	0	78	139	109	343	200	139	60	1	1		
	" 148 B	30	11	0	54	95	95	200	200	95	105				
	" 149	68	14	1	93	176	81	257	250	176	71	2	1		
	" 150 A	40	22	0	61	123	95	328	200	123	76		1		
	" 150 B	32	23	0	55	110	110	175	175	110	63	1	1		
	" 151	56	31	0	97	184	70	254	250	184	65	1	1		
	" 152	54	32	0	62	148	57	205	200	148	52				
	" 153 A	30	26	0	76	132	71	286	150	132	18				
	" 153 B	39	9	0	35	83	83	200	200	83	116	1	1		

154 A	36	20	0	62	118	85	295	200	118	79	3		
154 B	31	18	1	42	92	90	290	200	92	107	1		
155 A	26	22	0	58	106	90	290	200	106	44			
155 B	29	23	0	42	94	90	293	150	94	55	1		
156 A	32	18	0	40	90	118	293	150	90	59	1		
156 B	39	13	0	33	85	85	268	150	85	62	2		
157	48	30	1	97	176	92	316	250	176	70	4		
158 A	48	16	0	42	106	95	316	175	106	69			
158 B	48	13	0	54	115	103	331	175	106	58	2		
159 A	44	20	1	56	121	103	331	200	121	76	3		
159 B	29	30	0	48	107	98	294	200	107	93			
160 A	33	26	1	41	101	98	294	150	101	48	1		
160 B	28	23	0	44	95	77	229	150	95	55			
161	50	34	1	67	152	88	292	250	152	97	1		
162 A	34	29	0	37	100	88	292	200	100	49	1		
162 B	42	23	0	39	104	101	256	200	104	96			
163	45	37	0	73	155	101	256	250	155	94	1		
164	47	29	0	53	129	95	224	250	129	121			
165 A	33	29	0	52	114	105	290	150	114	36			
165 B	26	13	0	32	71	71	180	150	71	77	2		
166 A	29	34	0	48	111	85	290	200	111	89			
166 B	26	41	1	26	94	100	330	200	94	105	1		
167 A	45	6	0	70	121	109	330	200	121	79			
167 B	28	19	0	62	109	115	279	200	109	90	1		
168	57	30	0	77	164	138	403	200	164	34	2		
169 A	52	28	0	73	153	112	403	200	153	47			
169 B	27	23	1	61	112	112	200	200	112	85	2	1	
Totals	8,321	4,477	94	11,082	23,974	12,606	36,580	38,429	23,974	14,048	223	91	14
Majority for Summerville				2,761									

Total number of printed ballots not distributed to D.R.O's: 1,975. Total number of ballot papers printed: 40,500.

St. Andrew	Ward 4—Advance Poll	No.	Class			Phillips			Salsberg			Sinon		
			Glass	Phillips	Salsberg	Sinon	Salsberg	Phillips	Sinon	Salsberg	Phillips	Sinon		
		3	16	13	5	0	34	34	34	100	34	66		
		7	65	42	36	7	150	76	226	250	150	100		
		8	91	30	62	7	190	48	238	250	190	56	3	1
		9 A	16	15	28	1	60	17	77	100	60	39		1
		9 B	51	17	58	3	129	67	292	200	129	69	1	1
		10	27	15	53	1	96	96	175	96	78	1		
		11	45	13	43	1	104	58	162	175	104	67	3	1
		11	29	26	53	0	108	52	160	175	108	64	3	1
		12	65	34	78	2	179	54	233	250	179	65	2	3

RETURN from the Records of the GENERAL ELECTION to the Legislative Assembly, 1937—Continued.

Electoral District.	Numbers of Polling Places.	Names of Candidates and Number of Votes Polled for each.				Voters at each Polling Place.			Ballot Papers sent out and how disposed of in each Polling Place.						
		Glass	Phillips	Salsberg	Simon	Total Number of Votes Polled.	Number of Votes remaining Unpolled.	Number of names on the Polling Lists.	Number of Ballot Papers sent out to each Polling Place.	Used Ballot Papers.	Unused Ballot Papers.	Rejected Ballot Papers.	Cancelled Ballot Papers.	Declined Ballot Papers.	Ballot Papers Taken from Polling Places.
St. Andrew—Con.	Ward 4—Con.	No. 13 A	69	17	92	0	178	65	362	225	178	45			
	"	" 13 B	34	11	73	1	119			150	119	29			
	"	" 22	53	17	40	10	120	62	182	200	120	74	3	1	
	"	" 23 A	42	22	46	1	111	94	297	175	175	60	4		
	"	" 23 B	38	14	37	3	92			175	92	81	2		
	"	" 26	63	14	71	4	152	52	204	200	136	59	3	1	
	"	" 31 A	45	17	60	14	136	76	295	200	136	42	5		
	"	" 31 B	39	11	27	6	83			125	83	42			
	"	" 32 A	49	20	51	3	123	85	310	175	123	49	2	1	
	"	" 32 B	30	3	62	7	102			150	106	44			
	"	" 33 A	49	25	58	9	141	89	318	200	141	55	4		
	"	" 33 B	20	6	56	6	88			150	88	62			
	"	" 34	79	28	85	8	200	68	268	275	200	69	4	2	
	"	" 35 A	53	27	53	3	136	104	327	200	136	55	6	3	
	"	" 35 B	29	16	38	4	87			150	87	58	3	2	
	"	" 36 A	36	9	60	5	110	111	310	200	110	83	5	2	
	"	" 36 B	33	9	45	2	89			175	89	83	2		1
	"	" 37	79	29	82	2	192	84	276	275	192	80	3		
	"	" 38	80	27	68	2	177	88	265	275	177	93	5		
	"	" 39 A	47	13	67	6	133	75	280	200	133	63	4		
	"	" 39 B	29	11	29	3	72			125	72	51	2		
	"	" 40 A	33	18	71	5	127	93	283	200	127	66	7		
	"	" 40 B	31	3	23	6	63			100	63	36	1		
	"	" 41	65	16	68	7	156	72	228	250	156	87	5	2	
"	" 42 A	60	16	57	6	139	78	285	200	139	57	3	1		
"	" 42 B	29	5	32	2	68			100	68	26	6			

JOHN A. KINSELLA,
Returning Officer.

"	104	50	52	8	4	114	65	179	200	114	82	4	
"	105	64	103	25	10	202	71	273	275	202	71	2	
"	106 A	59	65	12	1	137	84	277	200	137	62	1	
"	106 B	21	29	5	1	56	100	56	39	2	
"	107	62	40	18	5	125	107	232	250	125	123	2	
Ward 5	1 A	75	15	50	3	143	84	319	200	143	54	2	
"	1 B	41	14	37	0	92	125	92	27	3	
"	2	54	20	70	0	144	71	215	225	144	80	1	
"	3	40	30	89	1	160	78	238	250	160	85	5	
"	14 A	17	30	77	19	143	110	330	225	143	82	
"	14 B	12	17	41	7	77	150	77	72	2	
"	15 A	45	6	67	4	122	118	305	225	122	96	5	
"	15 B	22	4	37	2	65	150	65	79	4	
"	16 A	48	8	77	1	134	103	307	200	134	60	6	
"	16 B	19	12	36	3	70	200	70	52	1	
"	40	17	41	28	9	95	54	149	150	95	54	1	
"	41 B	32	10	57	8	107	67	274	125	107	15	3	
"	41 A	24	10	57	9	100	150	100	48	1	
"	42	63	27	73	5	168	71	239	250	168	76	1	
"	43	51	41	84	11	187	88	275	275	187	82	6	
"	68 A	57	27	41	8	133	144	334	225	133	84	5	
"	68 B	29	12	13	3	57	100	57	42	1	
"	69 A	64	17	47	7	135	84	285	200	135	63	2	
"	69 B	23	15	21	7	66	100	66	30	3	
"	70 A	45	31	47	6	129	127	355	200	129	67	4	
"	70 B	22	34	43	0	99	175	99	74	
"	72	74	29	28	5	136	67	203	225	136	84	4	
"	73 A	68	34	35	21	158	94	364	225	158	62	5	
"	73 B	52	18	33	9	112	150	112	37	
"	74 A	89	25	22	7	143	101	311	200	143	56	1	
"	74 B	32	11	19	5	67	100	67	33	
Totals	6,434	3,888	6,283	878	17,483	7,554	25,037	26,550	17,547	8,547	334	86	36
Majority for Glass	151

Total number of printed ballots not distributed to D.R.'s: 6,175. Total number of ballot papers printed: 32,725.

RETURN from the Records of the GENERAL ELECTION to the Legislative Assembly, 1937—Continued.

Electoral District.	Numbers of Polling Places.	Names of Candidates and Number of Votes Pollcd for each.						Voters at each Polling Place.				Ballot Papers sent out and how disposed of in each Polling Place.					
		Campbell	Deenison	Glen-dinning	Helshington	Lampport	Total Number of Votes Pollcd.	Number of Votes remaining Unpollcd.	Number of names on the Polling Lists.	Number of Ballot Papers sent out to each Polling Place.	Used Ballot Papers.	Unused Ballot Papers.	Rejected Ballot Papers.	Cancelled Ballot Papers.	Declined Ballot Papers.	Ballot Papers taken from Polling Places.	
St. David Returning Officer, J. KENNETH OWENS,	Advance Poll.....	1	3	1	24	29	58	58	200	59	141	1	
	No. 3 A.....	0	24	1	32	50	107	83	190	200	109	91	2	
	" 3 B.....	1	17	7	24	83	131	70	201	200	134	66	1	
	" 4.....	1	51	7	32	56	147	96	243	250	151	99	3	1	
	" 5 A.....	0	12	2	25	48	87	64	151	150	90	60	3	
	" 5 B.....	1	18	1	18	48	86	59	145	150	91	59	5	
	" 6.....	1	15	6	50	52	124	89	213	225	128	97	4	
	" 7A 1.....	4	13	7	18	112	154	129	283	275	165	110	11	
	" 7A 2.....	1	14	3	21	91	130	93	223	225	138	87	8	
	" 7 B.....	0	9	4	12	71	95	63	158	175	96	79	1	
	" 7 C.....	1	38	1	56	98	194	113	307	300	202	98	7	1	
	" 8.....	1	15	2	30	33	81	50	131	125	87	38	6	
	" 9 A.....	0	19	5	32	49	105	46	151	175	106	69	1	
	" 9 B.....	1	19	5	25	45	95	82	177	150	100	50	4	1	
	" 16 A.....	2	24	7	42	70	145	107	252	250	153	97	6	2	
	" 16 B.....	2	28	7	41	72	150	89	239	252	152	73	2	
	" 16 C.....	2	25	14	38	44	123	91	214	200	128	72	5	
	" 17 A.....	0	10	8	34	68	120	53	173	175	121	54	1	
	" 17 B.....	1	16	3	28	42	90	37	125	125	93	32	3	
	" 18.....	1	40	6	43	84	174	102	276	275	187	88	12	1	
	" 19.....	1	27	3	39	71	141	64	205	200	142	58	1	
" 20.....	2	44	6	35	61	148	87	235	250	152	98	4		
" 21.....	0	28	6	44	64	142	51	193	200	147	53	4	1		
" 22.....	0	24	0	12	65	103	78	181	175	106	69	3		
" 23.....	0	31	3	35	55	124	62	186	200	131	69	5		
" 24.....	2	33	3	43	63	144	108	252	250	152	98	8		

25	0	31	11	51	82	175	90	265	275	180	95	5
26	1	40	6	58	45	150	136	286	275	161	114	11
27	0	23	3	39	54	119	75	194	200	128	82	8	1
28	2	17	10	54	73	156	95	251	250	165	85	8	1
29	0	45	10	49	88	193	90	283	275	199	76	6
30	2	24	11	40	86	163	98	261	275	165	110	2
31 A	1	14	4	34	38	91	86	177	175	101	74	10
31 B	2	25	8	28	69	132	84	216	225	134	91	2
32 A	3	31	15	73	70	192	98	290	275	202	73	10
32 B	2	11	8	58	69	148	90	238	250	148	102
33 A	0	12	1	25	50	108	73	181	175	65
33 B	0	12	1	35	34	82	59	141	150	87	63	5
34 A	0	14	11	32	61	118	59	177	175	118	57
34 B	0	13	8	32	39	92	46	138	150	96	54	3	1
35 A	1	13	3	20	21	107	62	169	175	115	60	8
35 B	1	12	7	36	39	96	42	122	125	83	42	5
36 A	2	12	7	36	39	96	42	138	150	99	51	2	1
36 B	0	19	10	23	109	51	160	150	160	111	39	2
37	0	36	2	49	62	149	57	206	200	151	49	2
38	0	32	10	17	57	116	75	191	200	116	84
39	0	43	6	52	52	153	101	254	250	158	92	4	1
40	3	38	3	68	50	162	102	264	275	165	110	3
41	0	13	7	38	43	101	57	158	175	101	74
42	0	20	5	37	32	94	112	206	200	99	101	5
43	0	22	7	42	49	120	65	185	200	123	77	3
44 A	1	57	10	108	63	239	113	352	350	241	109	2
44 B	0	33	7	68	60	169	98	267	275	170	105	1
45 A	0	21	11	36	66	134	112	246	250	137	113	3
45 B	1	14	9	36	60	120	77	197	200	120	80
46 A	0	14	3	46	32	115	75	190	200	119	81	4
46 B	5	9	5	27	30	76	56	132	125	77	48	1
47	0	34	15	90	56	195	88	283	300	197	103	2
48 A	1	27	12	63	53	156	72	228	225	156	69
48 B	1	19	3	26	43	92	63	155	150	93	57	1
49	0	23	10	60	67	161	84	245	250	167	83	3	3
50	0	13	3	89	63	168	122	290	300	171	129	3
51 A	1	10	1	32	53	106	54	160	175	108	67	1
51 B	1	17	2	36	41	97	53	150	150	99	51	2
52	1	28	8	58	58	153	68	221	225	156	69	3
56 A	1	10	3	60	54	128	142	270	275	130	145	2
56 B	0	4	4	53	70	131	112	243	275	131	141	3
57	2	31	14	75	94	216	127	343	350	220	130	4
58 A	0	22	5	56	50	133	107	240	250	135	115	2
58 B	1	33	3	32	61	120	71	191	200	121	76	2
59 A	1	15	6	71	38	131	75	206	200	133	67	2

RETURN from the Records of the GENERAL ELECTION to the Legislative Assembly, 1937—Continued.

Electoral District.	Numbers of Polling Places.	Names of Candidates and Number of Votes Polled for each.						Voters at each Polling Place.				Ballot Papers sent out and how disposed of in each Polling Place.					
		Campbell	Pennington	Cledding	Houghton	Lambert	Total Number of Votes Polled.	Number of Votes remaining Unpolled.	Number of names on the Polling Lists.	Number of Ballot Papers sent out to each Polling Place.	Used Ballot Papers.	Unused Ballot Papers.	Rejected Ballot Papers.	Cancelled Ballot Papers.	Declined Ballot Papers.	Ballot Papers taken from Polling Places.	
St. David—Con....	No. 59 B	0	11	11	3	44	27	85	55	140	125	86	39	1			
	" 60 A	1	15	17	37	53	123	72	195	175	123	52	1				
	" 60 B	0	18	8	49	62	137	36	193	200	138	62	1				
	" 61 A	0	13	6	51	66	136	70	206	200	138	62	2				
	" 61 B	1	15	7	67	52	142	59	201	200	144	56	2				
	" 62	1	19	4	69	81	174	97	271	275	177	98	3				
	" 63 A	0	18	9	51	54	132	51	183	175	132	43	3				
	" 63 B	0	6	2	30	34	72	54	126	125	76	49	3	1			
	" 64 A	0	18	9	36	46	109	50	159	150	110	40	1				
	" 64 B	0	20	2	39	34	95	57	152	150	95	55	1				
	" 65 A	3	23	11	51	45	133	62	195	200	135	65	2				
	" 65 B	2	12	5	36	44	99	66	165	175	100	75	1				
	" 66 A	2	8	7	37	58	112	53	175	113	113	62	1				
	" 66 B	0	19	6	41	37	103	29	132	125	104	21	1				
	" 67	0	33	18	54	58	163	98	261	275	165	110	2				
	" 68 A	1	13	20	64	51	149	92	241	250	152	98	3				
	" 68 B	0	15	8	35	42	100	43	145	150	101	49	1				
	" 69 A	1	24	12	68	28	133	36	169	175	135	40	2				
	" 69 B	0	10	6	41	48	105	35	140	150	106	44	1				
	" 73 A	5	15	12	57	100	189	88	277	275	195	80	3	1		2	
" 73 B	2	11	10	35	52	110	68	178	175	112	73	2					
" 74	3	25	11	55	51	145	85	230	235	148	77	2					
" 75	3	37	8	56	73	177	94	271	275	180	95	3					
" 76 A	0	9	8	57	43	117	51	168	175	118	57	1					
" 76 B	0	16	6	42	40	104	42	146	150	105	45	1					
" 77 A	0	10	5	52	38	105	49	154	175	108	67	2					

77 B	0	22	10	39	42	113	39	152	150	113	37	1	1	
78 A	2	30	12	36	45	125	44	169	175	128	47	2	1	
78 B	0	12	4	45	39	100	40	140	150	102	48	2	1	
79	0	28	30	62	78	198	75	273	275	198	77	2	1	
80 A	0	23	8	36	42	109	54	163	175	111	64	2	1	
80 B	1	9	18	44	38	110	36	146	150	111	39	1	1	
81	0	19	15	95	57	186	64	250	250	188	62	1	1	
82 A	0	3	3	57	46	109	60	169	175	109	66	1	1	
82 B	0	3	3	44	58	108	49	157	175	109	66	1	1	
83 A	0	5	0	94	60	159	40	199	200	159	41	1	1	
83 B	0	8	1	55	35	99	43	142	200	99	101	1	1	
84 A	1	1	3	84	43	132	54	186	175	134	41	2	1	
84 B	0	1	2	86	51	140	40	180	175	141	34	1	1	
86 A	0	1	1	66	44	112	45	157	175	114	61	2	1	
86 B	0	2	7	67	42	118	53	171	175	118	57	1	1	
88	2	4	2	79	72	159	62	221	225	161	64	2	1	
89	0	6	2	98	66	172	72	244	250	172	78	1	1	
90	1	6	7	100	85	199	77	276	275	200	75	1	1	
91	1	2	14	104	73	194	86	280	275	197	78	2	1	
92	2	16	6	75	71	170	57	227	225	171	54	1	1	
107	0	3	3	91	102	199	85	284	275	204	71	5	1	
108	0	1	3	93	68	165	56	221	225	167	58	2	1	
109	0	1	1	88	79	169	73	242	250	169	81	1	1	
110	0	2	4	73	67	146	75	231	225	146	79	1	1	
111	2	6	6	85	62	161	82	243	250	164	86	2	1	
112	0	0	1	83	52	136	52	188	175	139	86	3	1	
113	0	2	1	62	98	163	56	219	225	168	57	3	2	
114	2	4	0	74	56	136	50	186	175	137	38	1	1	
115	0	5	3	75	70	153	63	216	225	155	70	2	1	
116	0	7	4	101	86	198	44	242	250	198	52	1	1	
117 A	0	5	6	66	55	132	35	167	175	133	42	1	1	
117 B	0	2	0	55	43	100	40	140	150	100	50	1	1	
118	0	12	0	79	75	166	36	202	200	107	33	1	1	
119	0	6	4	90	70	170	69	239	225	172	53	2	1	
120	2	7	0	96	92	197	68	265	275	197	78	2	1	
121	0	5	6	67	57	135	54	189	200	138	62	2	1	
Totals	107	2,315	850	6,864	7,703	17,839	9,254	27,093	27,700	18,217	9,483	297	60	21
Majority for Lamport					839									

Total number of printed ballots not distributed to D.R.O.'s: 2,300. Total number of ballot papers printed: 30,000.

RETURN from the Records of the GENERAL ELECTION to the Legislative Assembly, 1937—Continued.

Electoral District.	Numbers of Polling Places.	Names of Candidates and Number of Votes Polled for each.			Voters at each Polling Place.		Ballot Papers sent out and how disposed of in each Polling Place.										
		Ward 2	No.	Laing	Maguire	Strachan	Total Number of Votes Polled.	Number of Votes remaining Unpolled.	Number of names on the Polling Lists.	Number of Ballot Papers sent out to each Polling Place.	Used Ballot Papers.	Unused Ballot Papers.	Rejected Ballot Papers.	Cancelled Ballot Papers.	Declined Ballot Papers.	Ballot Papers taken from Polling Places.	
St. George	Ward 2	1	27	36	94	157	97	254	300	161	139	4					
	"	2	21	23	55	99	62	161	175	104	71	5					
	"	10	24	89	90	203	140	343	350	204	146	1					
	"	11	22	46	98	166	133	299	300	171	129	3	2				
	"	12 A	13	42	54	109	180	400	200	113	87	3	1				
	"	12 B	7	49	55	111			200	113	87	2					
	"	13 A	19	84	107	210	263	656	325	213	112	2	1				
	"	13 B	15	75	93	183			325	184	141	1					
	"	14 A	20	83	108	211	254	648	350	137	137	2					
	"	14 B	16	83	84	183			325	186	139	2	1				
	"	15 A	20	73	73	64	157	179	460	162	88	5					
	"	15 B	12	51	61	124			250	129	121	5					
	"	53 A	11	70	70	65	146	243	558	300	150	4					
	"	53 B	15	75	79	79	169			300	172	128	1			2	
	"	54 A	9	45	62	62	116	157	387	200	119	81	3				
	"	54 B	11	32	32	71	114			200	116	84	2				
	"	55 A	13	68	86	86	167	217	554	275	168	107	1				
	"	55 B	13	69	88	170	170			300	173	127	2				
	"	70 A	10	70	70	101	181	278	642	350	186	164	4				
	"	70 B	6	61	61	116	183			350	185	165				2	
"	71 A	13	59	75	75	147	131	349	222	153	22	4	1				
"	71 B	7	22	22	42	71			200	74	126	3					
"	72 A	2	56	56	82	140	183	480	250	144	106	1	3				
"	72 B	9	63	63	85	157			275	159	116				2		
"	85 A	6	64	64	64	134	182	376	225	141	84	7					
"	85 B	6	31	31	43	80			200	82	118	1					

FRED F. FOWKE,
Returning Officer.

RETURN from the Records of the GENERAL ELECTION to the Legislative Assembly, 1937—Continued.

Electoral District.	Numbers of Polling Places.	Names of Candidates and Number of Votes Polled for each.			Voters at each Polling Place.			Ballot Papers sent out and how disposed of in each Polling Place.						
		Laing	Maguire	Strachan	Total Number of Votes Polled.	Number of Votes remaining Unpolled.	Number of names on the Polling Lists.	Number of Ballot Papers sent out to each Polling Place.	Used Ballot Papers.	Unused Ballot Papers.	Rejected Ballot Papers.	Cancelled Ballot Papers.	Declined Ballot Papers.	Ballot Papers taken from Polling Places.
St. George—Con.	Ward 3—Con.	No. 39 A	38	47	95	127	305	300	96	204	1	1	1	1
	"	" 39 B	43	34	83	148	356	200	85	90	1	1	1	1
	"	" 40 A	50	48	112	148	356	200	112	88	1	1	1	1
	"	" 40 B	41	52	96	175	225	175	97	78	1	1	1	1
	"	" 41	53	87	154	59	213	225	157	68	3	3	3	3
	"	" 42 A	43	81	136	96	336	175	137	38	1	1	1	1
	"	" 42 B	47	50	104	175	200	175	104	71	2	2	2	2
	"	" 43 A	23	58	86	130	341	200	88	112	2	2	2	2
	"	" 43 B	39	66	125	103	242	175	126	49	1	1	1	1
	"	" 44	39	89	139	164	301	250	144	106	3	3	3	3
	"	" 45	77	68	164	137	301	300	168	132	3	3	3	3
	"	" 46 A	19	65	151	142	420	250	152	98	1	1	1	1
	"	" 46 B	42	70	127	216	465	250	128	97	1	1	1	1
	"	" 47 A	66	79	156	216	465	250	150	91	3	3	3	3
	"	" 47 B	40	40	93	190	479	250	95	155	2	2	2	2
	"	" 48 A	57	74	144	190	479	250	146	104	1	1	1	1
	"	" 48 B	54	72	145	115	332	275	146	129	1	1	1	1
	"	" 49 A	6	54	105	115	332	175	105	70	1	1	1	1
	"	" 49 B	40	66	112	89	333	175	112	63	1	1	1	1
	"	" 50 A	55	54	113	89	333	175	115	60	1	1	1	1
	"	" 50 B	53	57	116	120	410	250	116	59	1	1	1	1
	"	" 51 A	59	63	128	120	410	250	128	122	1	1	1	1
	"	" 51 B	4	69	138	198	430	225	141	84	3	3	3	3
	"	" 52 A	55	85	152	198	430	225	155	70	2	2	2	2
	"	" 52 B	36	57	104	120	342	175	134	45	1	1	1	1
	"	" 53 A	51	72	128	120	342	175	130	45	2	2	2	2
	"	" 53 B	25	62	94	120	342	275	95	180	1	1	1	1

54 A	20	80	108	208	239	637	325	211	114	3
54 B	19	68	103	190	177	434	350	191	159	1
55 A	9	85	87	181	200	183	17	2
55 B	5	39	34	78	250	80	170	1
56 A	10	50	50	110	114	314	175	110	65
56 B	9	38	43	90	325	90	235
57 A	10	56	42	108	136	350	200	108	92
57 B	12	55	39	106	175	106	69
58 A	9	63	63	157	218	510	275	160	115	3
58 B	11	61	63	135	225	137	88	2
59	4	27	43	71	42	116	125	74	51
60	9	36	46	91	43	134	150	94	56	3
61	11	62	81	154	78	232	250	158	92	4
62	25	59	77	161	97	258	275	164	111	3
63	14	68	64	146	177	449	250	156	94	9
64	7	60	59	126	250	130	120	4
65	13	69	115	197	104	301	300	199	101	2
66	30	65	63	158	70	228	250	161	89	3
67	4	87	104	195	300	200	100	5
68	6	94	87	187	70	257	275	189	86	2
69	6	81	58	145	72	217	250	147	103	2
70 A	9	77	36	122	90	307	175	124	51	2
70 B	4	39	52	95	175	96	79	1
71	17	101	73	191	113	304	300	192	108	1
72	21	66	103	190	94	284	300	194	106	3
73	8	66	47	121	112	335	175	122	53
74	7	53	42	102	175	103	72
75	12	56	44	112	65	177	200	115	85	3
76 A	6	70	73	119	90	239	250	150	100
76 B	8	101	77	186	90	276	300	188	112	1
77	8	106	92	206	90	296	325	206	119
78	7	42	71	120	103	314	175	121	54	1
79 A	6	32	53	91	175	93	82	2
79 B	7	73	82	162	115	277	275	163	112	1
80	7	73	45	122	53	175	122	53
81	3	74	68	157	63	220	225	157	68
82	12	77	68	157	99	276	300	177	123
83	1	84	92	177	99	276	300	177	123
84 A	4	67	67	177	113	271	275	159	116	1
84 B	2	72	73	147	111	258	275	148	127	1
85	2	96	67	165	88	253	275	168	107	1
86	10	117	104	231	126	357	375	236	139	2
87	6	91	76	173	101	274	275	175	100	1
88	8	87	72	167	87	254	275	172	103	4
89	3	90	73	166	73	239	250	166	81
90	8	76	90	174	111	285	300	175	125

RETURN from the Records of the GENERAL ELECTION to the Legislative Assembly, 1937—Continued.

Electoral District.	Numbers of Polling Places.	Names of Candidates and Number of Votes Polled for each.			Voters at each Polling Place.			Ballot Papers sent out and how disposed of in each Polling Place.								
		Laing	Maguire	Strachan	Total Number of Votes Polled.	Number of Votes remaining Unpolled.	Number of names on the Polling Lists.	Number of Ballot Papers sent out to each Polling Place.	Used Ballot Papers.	Unused Ballot Papers.	Rejected Ballot Papers.	Cancelled Ballot Papers.	Declined Ballot Papers.	Ballot Papers taken from Polling Places.		
St. George	Ward 3— <i>Con.</i>	No. 97	94	60	157	98	255	275	159	116	2
"	".....	" 98	41	47	92	54	146	150	92	58
"	".....	" 99 A	3	38	80	276	428	225	82	143	2
"	".....	" 99 B	0	43	72	225	75	150
"	Advance Poll.....	3	39	32	74	74	300	74	226
Totals.....		1,490	8,657	10,071	20,218	12,379	32,597	35,450	20,541	14,909	180	60	19	1		
Majority for Strachan.....				1,414												

Total number of printed ballots not distributed to D.R.O.'s: 4,550. Total number of ballot papers printed: 40,000.

St. Patrick	Advance Poll	No.	Hunter			Lazarus			Roberts			Saunders				
			12	0	6	0	0	10	0	0	18	150 <th>18 <th>132 </th></th>	18 <th>132 </th>	132		
"	"	2	9	0	10	0	0	19
Wards	"	1	47	4	20	2	73	41	114	150	74	76	139	20	139	1
Centre Island	"	1 A	99	4	48	1	152	183	449	300	146	2	146	154	146	1
"	"	1 B	61	3	35	1	114	250	115	135	115	135	1
Hamblans Point	"	1	59	3	35	1	98	81	179	200	98	102	98	102	98	1
"	"	2	92	11	42	1	146	59	205	250	149	101	101	149	101	1
"	"	3	43	2	22	0	67	58	125	150	75	6	75	75	75	2
"	"	4	21	8	18	0	47	32	79	100	48	52	48	48	48	1
"	"	5	26	6	9	0	41	21	62	100	42	58	42	42	42	1
"	"	6	95	32	37	4	168	88	256	250	177	73	177	73	73	8
"	"	9	2	0	0	0	2	1	3	25	2	23	2	23	2
"	"	11	9	0	1	0	10	5	15	25	11	14	11	14	11

..	12	31	6	16	1	57	50	107	100	63	37	5	1	..
..	14	54	12	33	0	99	76	175	175	108	67	7	1	2
..	15	46	19	35	0	100	79	179	200	104	96	1	3	..
..	16	44	12	51	0	107	55	162	200	116	84	6	1	2
..	17 A	57	14	30	1	100	139	342	200	105	95	5
..	17 B	62	12	27	0	103	200	108	92	4	1	..
..	18	84	8	55	0	147	97	244	250	150	100	3
..	19	62	13	34	3	112	91	203	250	114	136	2
..	20 A	43	16	42	2	103	158	369	200	105	95	1	..	1
..	20 B	55	10	40	3	108	200	109	91	1
..	21	67	28	39	2	136	111	247	200	143	107	..	7	..
..	24 A	40	16	31	1	88	122	276	200	90	110	..	1	..
..	24 B	36	9	21	0	66	200	67	133	1
..	25 A	48	25	27	6	106	175	415	200	108	142	1
..	25 B	68	35	29	2	134	250	144	106	10
..	26	19	0	16	0	35	22	57	75	37	38	2
..	27 A	58	24	37	1	120	112	363	200	126	74	6
..	27 B	63	14	54	0	131	200	131	66	2	1	..
..	28	58	4	21	0	83	44	127	150	85	65	1	..	1
..	28 A	68	28	27	0	123	179	465	250	125	125	1
..	28 B	60	33	69	1	163	250	176	74	9	2	2
..	29 A	40	27	29	0	96	169	392	250	104	146	..	8	..
..	29 B	51	32	43	1	127	200	130	70	2	1	..
..	30	25	7	30	2	64	16	80	150	66	84	1	1	..
..	30 A	49	21	27	2	99	250	108	142	6	3	..
..	30 B	22	16	23	1	62	225	484	250	65	185	1	1	..
..	30 C	35	32	29	2	98	150	101	49	..	2	1
..	31	70	7	23	4	104	51	155	175	107	68	2	..	1
..	32	129	4	36	1	170	101	271	300	176	124	5	1	..
..	34	71	1	54	1	127	72	199	300	132	118	4	1	..
..	31 A	77	1	52	1	131	202	455	300	133	167	1	1	..
..	31 B	71	0	47	4	122	250	123	127	..	1	..
..	35 A	88	4	90	1	183	231	561	350	196	164	3
..	35 B	73	2	71	1	147	300	147	153
..	36	82	3	45	0	130	141	399	250	132	118	..	2	..
..	36 B	89	5	33	1	128	250	128	122
..	36 A	8	0	0	1	9	150	9	141
..	37	82	11	85	1	179	72	136	150	183	67	3	1	..
..	38	56	6	78	1	141	91	232	250	142	108	..	1	..
..	52 A	44	5	44	1	94	113	284	150	77	55	1
..	52 B	43	5	29	0	77	150	77	73
..	53 A	76	20	51	1	148	137	386	200	152	48	4
..	53 B	44	16	41	0	101	200	101	99	..	2	..
..	54 A	95	12	78	1	186	188	472	250	190	60	2	2	..
..	54 B	54	8	35	1	98	250	101	146	..	1	..

H. M. SWARTZ,
Returning Officer.

RETURN from the Records of the GENERAL ELECTION to the Legislative Assembly, 1937---Continued.

Electoral District.	Numbers of Polling Places.	Names of Candidates and Number of Votes Polled for each.			Voters at each Polling Place.		Ballot Papers sent out and how disposed of in each Polling Place.									
		Hunter	Lazarus	Roberts	Saunders	Total Number of Votes Polled.	Number of Votes remaining Unpolled.	Number of names on the Polling Lists.	Number of Ballot Papers sent out to each Polling Place.	Used Ballot Papers.	Unused Ballot Papers.	Rejected Ballot Papers.	Cancelled Ballot Papers.	Declined Ballot Papers.	Ballot Papers taken from Polling Places.	
St. Patrick—Con...	Ward 4	No. 60	15	2	23	0	40	13	53	100	41	59	3	1	0	0
	"	" 61 A	64	5	65	2	136	68	261	150	139	11	1	0	0	0
	"	" 61 B	24	5	28	0	57	0	0	150	59	91	0	1	0	0
	"	" 62 A	50	6	44	0	100	108	307	200	104	96	0	4	0	0
	"	" 62 B	37	16	44	2	99	0	0	200	102	98	0	1	0	0
	"	" 63 A	78	9	53	6	146	98	331	200	146	54	0	0	0	0
	"	" 63 B	37	8	40	2	87	0	0	175	87	88	0	0	0	0
	"	" 64 A	58	8	55	0	121	107	355	200	123	77	0	0	0	0
	"	" 64 B	57	6	62	2	127	50	170	200	129	71	0	2	0	0
	"	" 65	61	10	48	1	120	73	260	250	92	158	0	0	0	0
	"	" 66 A	50	5	37	0	95	0	0	150	97	53	0	0	0	0
	"	" 66 B	50	10	35	0	103	129	342	200	105	95	0	0	0	0
	"	" 78 A	47	5	51	1	110	0	0	200	111	89	0	0	0	0
	"	" 78 B	42	2	65	0	110	92	346	200	131	69	0	2	0	0
	"	" 79 A	54	2	72	0	128	0	0	200	127	73	0	0	0	0
	"	" 79 B	47	5	74	0	126	77	282	200	120	30	0	0	0	0
	"	" 80 A	47	7	64	2	120	0	0	150	91	59	0	3	0	0
	"	" 80 B	28	4	53	0	85	117	357	200	142	58	0	0	0	0
	"	" 81 A	70	4	63	3	140	0	0	200	101	99	0	0	0	0
	"	" 81 B	41	6	53	0	79	113	288	150	83	67	0	0	0	0
	"	" 82 A	42	2	35	0	44	133	387	200	135	65	0	0	0	0
	"	" 82 B	38	3	51	4	96	0	0	150	99	51	0	0	0	0
	"	" 83 A	52	9	74	0	135	93	314	200	122	78	0	3	0	0
	"	" 83 B	46	6	66	1	119	0	0	175	131	44	0	0	0	0
	"	" 84 A	65	3	62	1	131	0	0	150	94	56	0	2	0	0
	"	" 84 B	40	4	46	0	90	0	0	150	94	56	0	2	0	0

..	85 A	65	61	3	135	134	386	200	137	63	2	..	
..	85 B	37	74	0	117	92	296	200	117	83	
..	86 A	45	37	0	82	92	206	150	83	67	1	..	
..	86 B	46	72	2	122	112	357	200	122	78	
..	87 A	65	70	0	136	125	373	200	136	64	
..	87 B	52	52	2	109	125	373	200	111	80	2	..	
..	88 A	63	63	0	134	170	506	250	135	65	1	..	
..	88 B	60	40	3	114	170	506	250	115	60	1	..	
..	89 A	75	99	0	186	111	282	150	188	62	2	..	
..	89 B	85	55	0	150	111	282	150	151	90	1	..	
..	90 A	42	40	2	87	100	325	200	87	63	
..	90 B	38	38	0	84	100	325	200	85	65	1	..	
..	91 A	49	48	1	107	97	335	200	108	92	..	1	
..	91 B	45	67	1	118	97	335	200	119	81	1	..	
..	92 A	43	60	0	116	101	287	150	148	57	2	..	
..	92 B	52	62	5	122	101	287	150	125	75	2	..	
..	108 A	54	65	0	120	101	287	150	121	29	1	..	
..	108 B	31	31	0	66	94	298	150	66	84	
..	109 A	35	53	0	89	86	242	150	80	61	
..	109 B	53	54	2	115	86	242	250	115	35	
..	110	73	83	0	156	200	507	300	156	94	
..	111 A	66	104	0	170	200	507	300	171	129	1	..	
..	111 B	48	86	1	137	121	361	250	139	111	1	..	
..	112 A	52	74	1	128	121	361	250	130	120	1	..	
..	112 B	15	67	0	112	100	313	150	119	81	5	2	
..	113 A	17	50	1	72	96	246	150	72	78	
..	113 B	60	79	0	141	131	356	200	147	3	2	4	
..	114	75	65	1	150	131	356	200	100	100	
..	115 A	47	61	0	109	87	241	200	113	87	1	..	
..	115 B	55	55	3	116	87	241	250	119	81	2	1	
..	116	75	77	0	154	63	216	250	155	95	1	..	
..	117	98	80	2	183	63	216	250	186	64	..	3	
Totals	6,461	947	5,489	119	12,716	7,306	20,022	13,014	9,961	195	83	20
Majority for Hunter	672											

Total number of printed ballots not distributed to D.R.O's: 3,950. Total number of ballot papers printed: 26,925.

RETURN from the Records of the GENERAL ELECTION to the Legislative Assembly, 1937—Continued.

Electoral District.	Numbers of Polling Places.	Names of Candidates and Number of Votes Polled for each.			Voters at each Polling Place.			Ballot Papers sent out and how disposed of in each Polling Place.						
		Elgie	Leavens	Sturgeon	Total Number of Votes Polled.	Number of Votes remaining Unpolled.	Number of names on the Polling Lists.	Number of Ballot Papers sent out to each Polling Place.	Used Ballot Papers.	Unused Ballot Papers.	Rejected Ballot Papers.	Cancelled Ballot Papers.	Declined Ballot Papers.	Ballot Papers taken from Polling Places.
Woodbine.....	Ward 1	45	33	27	105	111	216	251	108	143	3	3
	"	42	24	33	99	104	203	250	101	149	2	2
	"	21	33	40	94	98	192	200	95	105	1	1
	"	45	34	42	121	91	215	250	123	127	2	2
	"	69	16	76	161	94	255	300	163	137	2	2
	"	25	6	18	49	35	84	200	49	151
	"	35	18	56	109	71	180	150	113	37	1	3
	"	33	10	41	84	27	111	150	85	65	1	1
	"	31	32	63	126	85	211	200	126	74
	"	27	16	32	75	32	107	200	75	125
	"	55	33	41	132	95	227	275	135	140	3	3
	"	35	14	22	71	41	112	175	71	104
	"	54	19	45	118	65	183	200	120	80	..	2
	"	32	15	23	70	39	109	150	70	80
	"	43	23	39	105	75	180	200	105	95
	"	17	13	22	52	45	97	150	52	98
	"	45	20	67	132	69	201	250	135	115	3	3
	"	29	11	18	58	34	92	150	58	92
	"	70	24	63	157	126	283	250	160	90	..	1
	"	27	24	18	69	11	80	200	70	130	..	1
	"	48	5	28	81	82	163	150	82	68	..	1
"	55	11	31	97	21	118	150	97	53	
"	40	43	36	119	100	219	250	122	128	2	1	
"	11	11	19	41	31	72	150	41	109	
"	74	31	38	143	93	236	250	145	105	2	2	
"	19	15	34	68	49	117	200	69	131	1	1	
"	56	56	51	163	96	259	275	165	110	2	2	

CLAUDE TYE,
Returning Officer.

RETURN from the Records of the GENERAL ELECTION to the Legislative Assembly, 1937—Continued.

Electoral District.	Numbers of Polling Places.	Names of Candidates and Number of Votes Polled for each.			Voters at each Polling Place.			Ballot Papers sent out and how disposed of in each Polling Place.						
		Elgie	Leavens	Sturgeon	Total Number of Votes Polled.	Number of Votes remaining Unpolled.	Number of names on the Polling Lists.	Number of Ballot Papers sent out to each Polling Place.	Used Ballot Papers.	Unused Ballot Papers.	Rejected Ballot Papers.	Cancelled Ballot Papers.	Declined Ballot Papers.	Ballot Papers taken from Polling Places.
Woodbine—Con...	Ward 8—Con...	48	55	37	140	67	207	200	144	56	4			
"	"	41	49	33	123	78	201	200	124	76	1			
"	"	58	29	33	120	82	202	200	121	79	1			
"	"	53	29	50	132	46	178	150	132	18				
"	"	37	21	31	89	31	120	150	89	61				
"	"	53	20	20	93	68	161	175	99	76	2			
"	"	46	35	43	124	53	177	175	124	51				
"	"	16	21	39	76	137	150	150	77	73	1			
"	"	43	22	30	95	57	152	150	95	55				
"	"	38	41	41	120	100	220	225	120	105				
"	"	51	39	36	126	107	233	250	130	120	2	1		
"	"	67	41	43	151	79	230	225	155	70	3	1		
"	"	48	64	34	146	96	242	250	150	100	4			
"	"	80	48	32	160	108	268	275	163	112	3			
"	"	67	29	50	146	76	222	225	96	129				
"	"	82	39	46	167	67	234	250	168	82	1			
"	"	46	32	36	114	53	167	150	114	36				
"	"	38	25	46	109	91	200	200	114	86	5			
"	"	62	51	36	149	61	210	200	151	49		2		
"	"	50	38	58	146	76	222	225	148	77	2			
"	"	65	52	42	159	88	247	250	161	89	2			
"	"	72	44	27	143	68	211	200	144	56	1			
"	"	68	44	40	152	98	250	250	153	97	1			
"	"	53	55	32	140	62	202	200	142	58	2			
"	"	72	22	61	155	71	226	225	157	68	2			

RETURN from the Records of the GENERAL ELECTION to the Legislative Assembly, 1937—Continued.

Electoral District.	Numbers of Polling Places.	Names of Candidates and Number of Votes Polled for each.			Voters at each Polling Place.			Ballot Papers sent out and how disposed of in each Polling Place.						
		Elgic	Leavens	Sturgeon	Total Number of Votes Polled.	Number of Votes remaining Unpolled.	Number of names on the Polling Lists.	Number of Ballot Papers sent out to each Polling Place.	Used Ballot Papers.	Unused Ballot Papers.	Rejected Ballot Papers.	Cancelled Ballot Papers.	Declined Ballot Papers.	Ballot Papers taken from Polling Places.
Woodbine—Con....	Ward 8—Con.....	No. 166	47	32	125	58	183	200	125	75	183	75	183	75
	"	" 167	80	20	158	70	228	200	159	41	228	41	228	41
	"	" 168	53	50	150	74	224	250	150	100	224	100	224	100
	"	" 169	69	43	178	57	235	250	180	70	235	70	235	70
	"	" 170	55	31	129	93	222	250	130	120	222	120	222	120
	"	" 171	73	31	147	89	236	250	153	97	236	97	236	97
	"	" 172	71	39	140	66	206	200	142	58	206	58	206	58
	"	" 173	52	35	112	67	179	200	113	87	179	87	179	87
	"	" 174	60	28	140	66	206	200	142	58	206	58	206	58
	"	" 175	43	55	143	70	213	250	146	54	213	54	213	54
	"	" 176	55	36	141	70	211	250	141	109	211	109	211	109
	"	" 177	53	44	140	89	229	250	140	108	229	108	229	108
	"	" 178	80	36	156	85	241	250	159	191	241	191	241	191
	"	" 188	32	19	81	61	142	150	82	68	142	68	142	68
	"	" 189	75	19	152	85	237	250	154	96	237	96	237	96
	"	" 190	64	38	147	100	247	250	147	103	247	103	247	103
	"	" 191	62	29	132	75	207	200	132	68	207	68	207	68
	"	" 192	66	36	149	85	236	251	151	100	236	100	236	100
	"	" 193	59	17	127	88	215	200	127	73	215	73	215	73
	"	" 194	55	22	128	84	212	250	129	121	212	121	212	121
	"	" 195	69	21	130	112	242	250	130	120	242	120	242	120
	"	" 196	67	30	147	103	250	250	151	99	250	99	250	99
	"	" 197	64	35	145	72	217	200	147	53	217	53	217	53
	"	" 198	58	40	149	114	263	250	151	99	263	99	263	99
	"	" 199	98	31	171	84	255	250	172	78	255	78	255	78
	"	" 200	79	40	176	68	244	250	178	72	244	72	244	72
	"	" 201 A	29	21	108	72	180	200	108	92	180	92	180	92

"	"	28	13	22	63	31	94	150	63	87			
"	"	48	19	49	116	73	189	150	119	31			
"	"	41	6	13	60	32	92	150	60	90			
"	"	86	16	56	158	86	244	250	160	90			
"	"	76	20	69	165	83	248	250	167	83			
"	"	50	22	60	132	66	198	201	132	69			
"	"	39	11	19	69	29	98	150	70	80			
"	"	87	12	44	143	55	198	200	143	57			
"	"	58	10	42	110	59	169	200	116	84			
"	"	69	32	50	160	81	241	250	162	88			
"	"	64	19	38	121	55	176	200	125	75			
Totals.....		9,756	5,152	7,425	22,333	13,076	35,409	38,680	22,537	16,143	187	61	7
Majority for Elgie.....		2,331												

Total number of printed ballots not distributed to D.R.O's: 3,212. Total number of ballot papers printed: 41,892.

RETURN from the Records of the By-Election to the Legislative Assembly in the Electoral District of SAULT STE. MARIE, as held on November 23rd, 1937.

Constituency	Seat vacated by the	Date
SAULT STE. MARIE	Resignation of Member	October 20th, 1937
RETURNING OFFICER		
Constituency	Name	Post Office
SAULT STE. MARIE	Jas. D. Becking	Sault Ste. Marie

SUMMARY OF THE VOTES CAST:

Constituency	Candidates	Votes Polled	Remarks
SAULT STE. MARIE	Colin Alexander Campbell		Acclamation
	C. F. BUELMER,		
	The Clerk of the Crown in Chancery.		



Gov. Doc.
Ont
L

568052

Ontario. Legislative Assembly
Sessional papers.
Vol. 70, pt. 4 (1958)

DATE.

NAME OF BORROWER.

**University of Toronto
Library**

**DO NOT
REMOVE
THE
CARD
FROM
THIS
POCKET**

Acme Library Card Pocket
LOWE-MARTIN CO. LIMITED

