

Division of Mollusks
Sectional Library



MEMORIAS DE LA REAL ACADEMIA DE CIENCIAS
EXACTAS, FÍSICAS Y NATURALES DE MADRID

OBRAS
MALACOLÓGICAS

DE

Seguir Gonzalez
J. G. HIDALGO *y Rodriguez*

MIEMBRO DE LA REAL ACADEMIA DE CIENCIAS DE MADRID

ATLAS

Entrega *1ª* con *30* láminas en *color*

Pl. 1 to 33

MADRID: 1891,
IMPRENTA DE DON LUIS AGUADO
8, PONTEJOS, 8

594
1463
#011.

MEMORIAS

DE LA

REAL ACADEMIA DE CIENCIAS

EXACTAS

FÍSICAS Y NATURALES

DE

MADRID

Tomo XIV—ATLAS

Division of Mollusks
Sectional Library



12
A. 11

OBRAS MALACOLÓGICAS

DE

0047/11
J. G. HIDALGO

Miembro de la Real Academia de Ciencias de Madrid, y de otras Academias
y Sociedades extranjeras.

0047/11

PARTE I

ESTUDIOS PRELIMINARES SOBRE LA FAUNA MALACOLÓGICA

DE LAS

ISLAS FILIPINAS

ATLAS

MADRID: 1891
IMPRENTA DE DON LUIS AGUADO
8, FONTEJOS, 8


C 204401

ADVERTENCIA


El presente atlas ha sido hecho, bajo mi dirección, por los fotógrafos Sres. Laporta, el impresor Sr. Rivadeneira y el pintor Sr. Arroyo. Todas las figuras son originales, puesto que los fotograbados se hicieron directamente de los ejemplares de mi colección, ó de dibujos muy ampliados cuando las especies eran pequeñas y había dificultad en su reproducción directa.

Mi amigo D. Florentino Azpeitia, que se ocupa con éxito del estudio de los moluscos, se ha prestado desinteresadamente á la ejecución de dichos dibujos, consiguiendo en ellos una exactitud notable, y tanto él como los señores antes citados han puesto de su parte todo lo posible para que el primer atlas sobre moluscos que se publica en España, y acaso también el primero por el procedimiento del fotograbado, resulte con toda la verdad y exactitud necesarias para la fácil determinación de las especies que en él se representan.

J. G. HIDALGO.

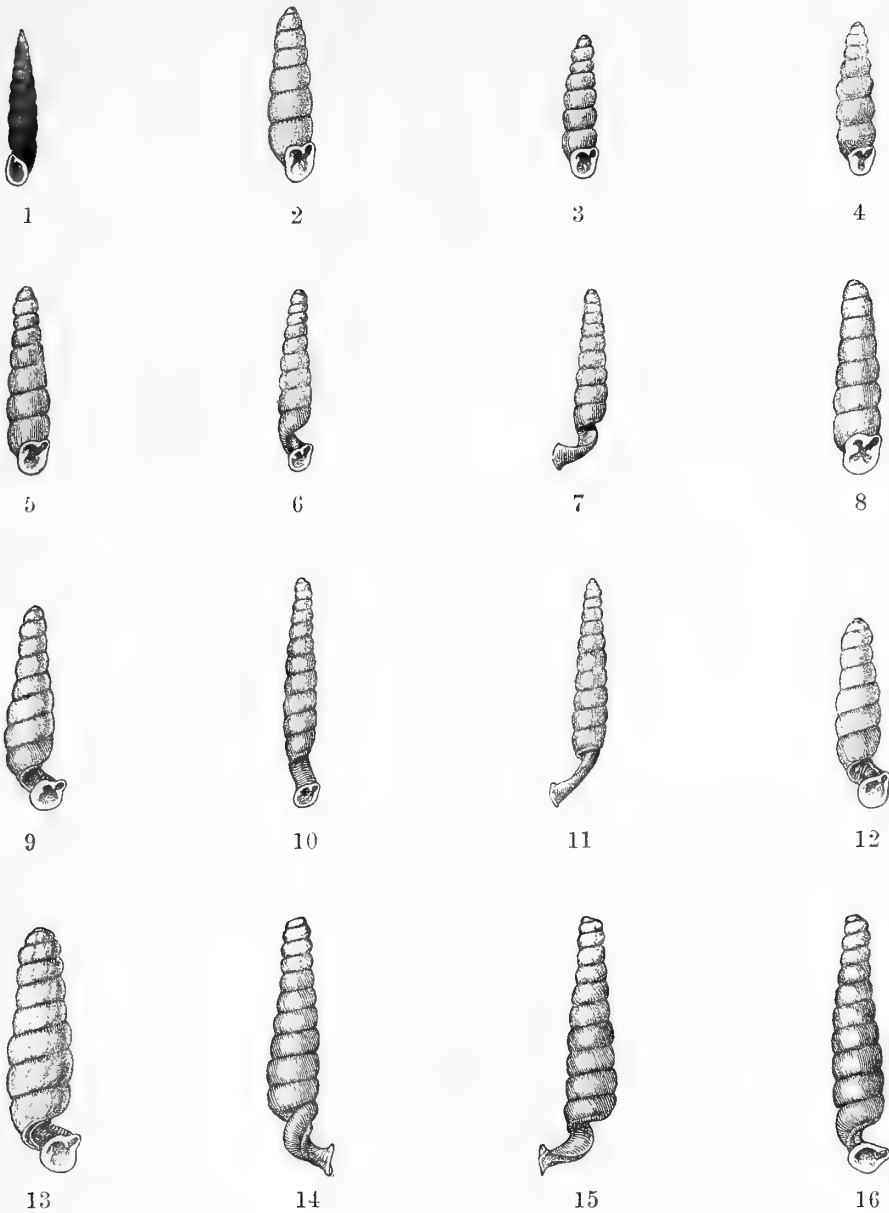


1. *Ennea bicolor* Hutton ($\frac{4}{1}$). 2. *E. Möllendorffi* Hidalgo ($\frac{2}{1}$). 3. *E. Morleti* Hidalgo. ($\frac{4}{1}$). 4. *E. Locardi* Hidalgo ($\frac{4}{1}$). 5. *E. Quadrasi* Möllendorff ($\frac{3}{1}$). 6, 7. *Vitrinopsis fasciata* Souleyet ($\frac{2}{1}$). 8, 9. *Patula Philippinensis* Sempfer ($\frac{10}{1}$). 10. *Helix Azpeitiaë* Hidalgo ($\frac{5}{1}$). 11, 12. *Vitrinoconus Sinaitensis* Pfeiffer ($\frac{2}{1}$). 13, 14. *V. cyathellus* Pfeiffer ($\frac{4}{1}$). 15, 16. *Nanina Azpeitiaë* Hidalgo ($\frac{2}{1}$).



1, 2. *Nanina lucidella* Pfeiffer ($\frac{5}{1}$).—3, 4. *N. glaberrima* Semper ($\frac{4}{1}$).—5, 6. *N. lactea* Semper ($\frac{2}{1}$).—7. *N. globulus* Möllendorff ($\frac{3}{1}$).—8. *N. myops* Dohrn ($\frac{3}{1}$).—9. *N. pseudositala* Möllendorff ($\frac{3}{1}$).—10, 11. *N. crystallina* Möllendorff ($\frac{3}{1}$).—12, 13. *N. Reyesi* Hidalgo ($\frac{2}{1}$).—14. *N. stenopleuris* Möllendorff ($\frac{4}{1}$).—15. *N. Luzonica* Möllendorff ($\frac{4}{1}$).—16. *N. pusilla* Möllendorff ($\frac{3}{1}$).






1. *Clausilia Cumingiana* Pfeiffer.—2. *Ennea nitidula* Quadras y Möll. ($\frac{5}{4}$).—3. *E. cylindrica* Quadras y Möll. ($\frac{5}{4}$).—4. *E. cardiostoma* Möllendorff ($\frac{5}{4}$).—5. *E. sericina* Möllendorff ($\frac{5}{4}$).—6, 7. *E. eutrachela* Möllendorff ($\frac{5}{4}$).—8. *E. Hidalgoi* Möllendorff ($\frac{5}{4}$).—9. *E. strangulata* Möllendorff ($\frac{5}{4}$).—10, 11. *E. Kochiana* Möllendorff ($\frac{5}{4}$).—12. *E. unicristata* Möllendorff ($\frac{5}{4}$).—13. *E. bicristata* Möllendorff ($\frac{5}{4}$).—14, 15, 16. *E. torta* Quadras y Möllendorff ($\frac{5}{4}$).



1



2



3

1. *Nanina ovum* Valenciennes. var. 2.—2. Id. var. 6.—3. *N. maxima* Pfeiffer.






1. *Nanina Mayonensis* Hidalgo.—2. *Id.* var.—3, 4. *N. Mülleri* Pfeiffer. var.—5. *N. semiglobosa* Pfeiffer.—6. *Id.* var. *Boacensis*.—7. *N. ovum* Valenciennes. var. 7.



1, 2. *Nanina Quadrasi* Hidalgo.—3. *N. hepática* Reeve.—4. *N. Schumacheriana* Pfeiffer.—5. *N. dvitija* Semper, var. B.—6. *N. Cuvieriana* Lea.





1. *Nanina Rhea* Pfeiffer.—2. *N. Mindanaensis* Semper.—3. *N. distincta* Pfeiffer. var. *Leytensis*.—4, 5. *N. sagittifera* Pfeiffer.—6. *Id.* juvenis.






1



2



3



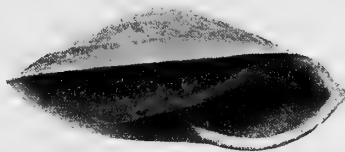
4



5

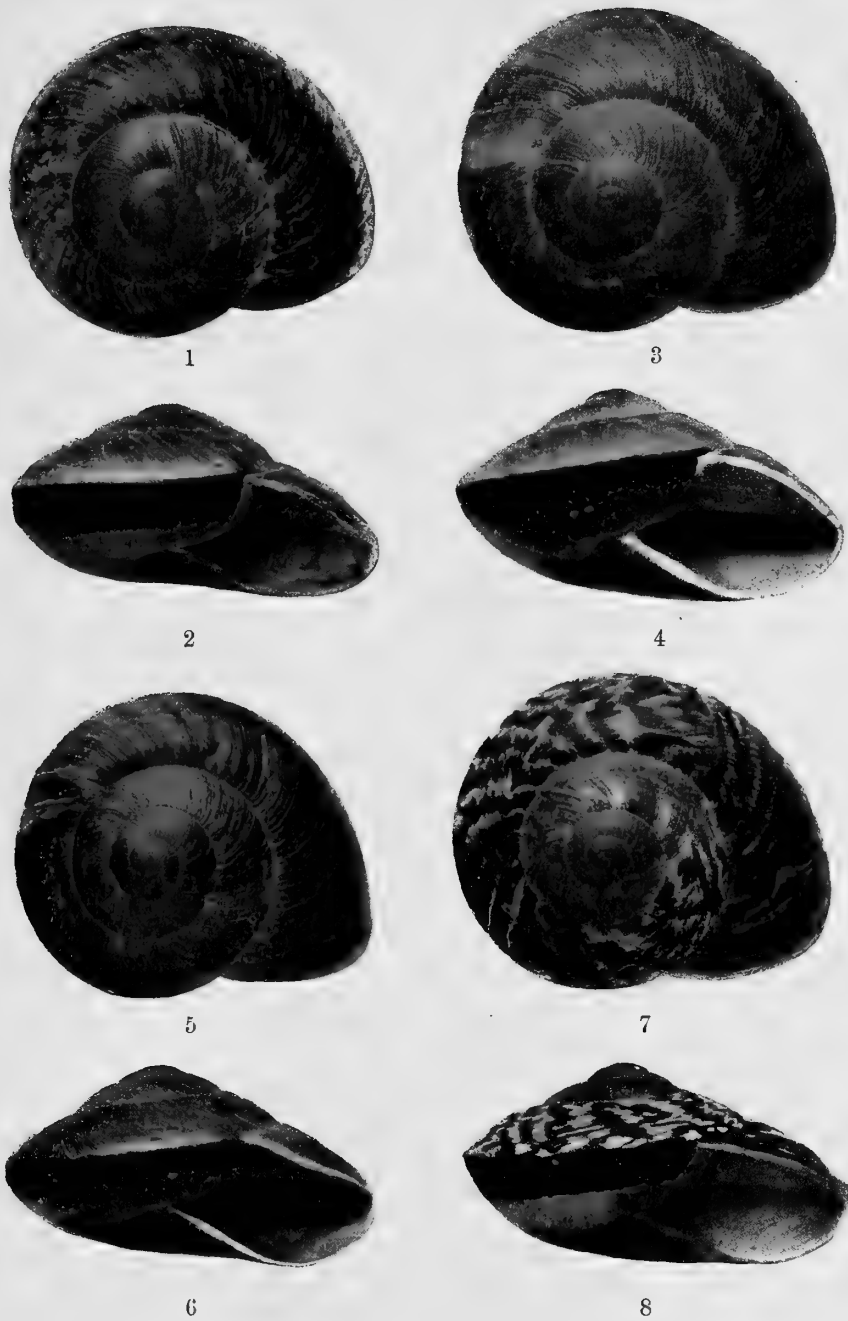


7



6

1. *Nanina nigrescens* Möllendorff.—2, 3. *N. Oweniana* Pfeiffer.—4. *N. globosa* Semper.—5. *N. semigranosa* Sowerby.—6. *Id.* var. B.—7. *N. Blainvilliana* Lea.




1, 2. *Nanina stolephora* Valenciennes.—3, 4. *N. Lamarckiana* Lea.—5, 6. *N. porphyria* Pfeiffer.—7, 8. *N. Zeus* Jonas.



1, 2. *Nanina Negrosensis* Hidalgo.—3. *N. velutina* Sowerby.—4. *N. Hidalgoi* Möllendorff.—5, 6. *N. Tagalensis* Dohrn, variedades.—7 á 9. *N. gummata* Sowerby, variedades.




1, 2. *Helix Gloynei* Sowerby.—3. *H. magistra* Pfeiffer.—4, 5. *H. Zebuensis* Broderip.
—6, 7. *H. Cumingi* Pfeiffer.







1. *Helix monochroa* Sowerby var. *Palawanica*.—2. *H. Siquijorensis* Broderip.—3. *Id.* var.—4. *H. Bintuanensis* Hidalgo.—5. *Id.* var.—6, 7. *H. carbonaria* Sowerby, var.




1 á 3. *Helix Kochiana* Möllendorff.—4 á 6. *H. Lasallii* Eydoux.—7. *Id. var.*—8, 9. *H. scrobiculata* Pfeiffer.





5



6



10



7




11




8




9




3



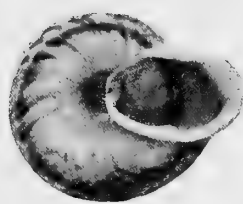
4



12



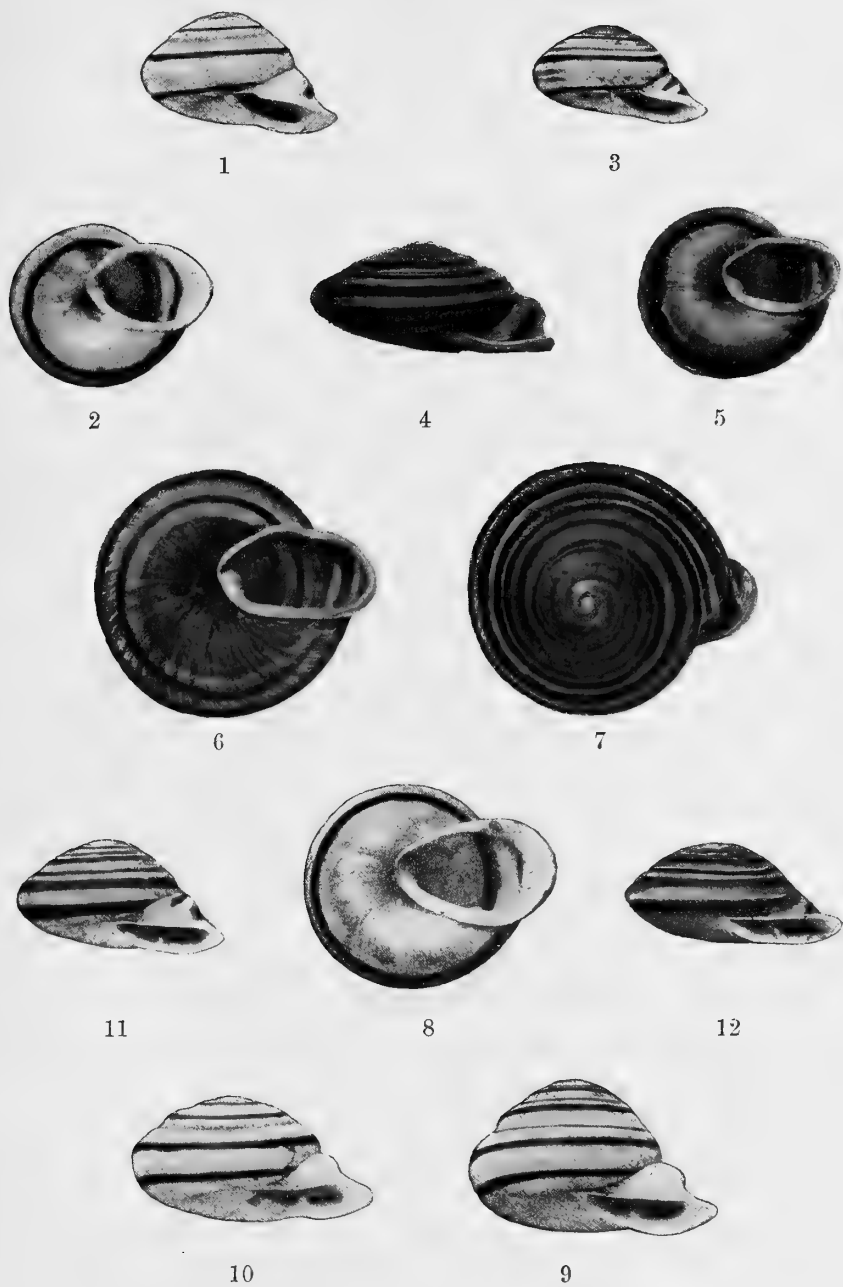
1



2

1 á 3. *Helix planulata* Lamarck, tipo.—4 á 6. Id. variedades.—7 á 9. *Helix Listeri* Gray, tipo.—10 á 12. Id. variedades.





1, 2. *Helix bigonia* Ferussac.—3. Id. var.—4. *H. horizontalis* Pfeiffer.—5. Id. var.—6, 7. Id. var.—8, 9. *H. Moricandi* Sowerby.—10. Id. var.—11. Id. var.—12. *H. basidentata* Pfeiffer.





1



5



6




7



8



9




12



11



10





2



4

1, 2. *Helix Livesayi* Pfeiffer.—3, 4. *Id.* var.—5 á 7. *H. marginata* Müller.—8 á 10. *H. rota* Broderip.—11 y 12. *Id.* variedades.





1 á 3. *Helix Bustoi* Hidalgo.—4, 5. *H. Saranganica* Hidalgo.—6, 7. *H. Bulacanensis* Hidalgo.—8 á 10. *H. parmula* Broderip.




1, 2. *Helix gallinula* Pfeiffer.—3. *Id. var.*—4, 5. *H. columbaria* Sowerby.—6 á 9. *Id. variedades.*




1. *Helix Philippinensis* Semper.—2. *H. palumba* Soubervie, var. B.—3. *H. monochroa* Sowerby.—4. Id. var. Palawanica núm. 5.—5. Id. var. Palawanica, núm. 3.—6. *H. Lagunæ* Hidalgo.



1



3




2




5




4



6



8



7



9




10




11

1, 2. *Helix Beckiana* Pfeiffer.—3, 4. *H. Kierulfi* Mörch.—5. *H. similaris* Ferussac.—
6. *H. Sanziana* Hombron et Jacquinot.—7. *H. fodiens* Pfeiffer.—8. *Id.* var.—9. *H.*
spinosissima Semper.—10. *H. Malbatensis* Hidalgo.—11. *H. quieta* Reeve.




1




2



3




4



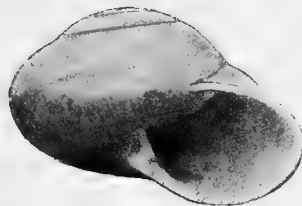
5



6




7




8

1, 2. *Helix papyracea* Broderip.—3. *H. æruginosa* Pfeiffer.—4. *H. Puella* Broderip.—
5. *H. Lais* Pfeiffer.—6. *H. patricia* Pfeiffer.—7. *H. Limansauensis* Semper.—8. *H. ægrota* Reeve.



1. *Helix Virgo* Broderip.—2, 3. *H. Zamboangæ* Hombron et Jacquinot.—4. *H. Eydouxii* Hidalgo.—6 y 8. *H. intorta* Sowerby.—5, 7 y 9. *Id.* variedades.




1. *Helix filaris* Valenciennes.—2 á 4. Id. variedades.—5 á 7. *H. Thersites* Broderip.—8, 9. Id. variedades.




1, 2. *Helix paradoxa* Pfeiffer.—3, 4. *H. Reginae* Broderip.—5. *H. brevidens* Sowerby.
—5. *H. Batanica* Adams et Reeve.—7. *H. aurata* Sowerby.—8, 9. *H. fragilis* Sowerby.




1, 2. *Helix Benguetensis* Semper.—3. Id. variedad.—4, 5. *H. fibula* Broderip.—6 á 8. Id. variedades.—9. *H. Irosinensis* Hidalgo.—10. *H. Hanleyi* Pfeiffer. var. C.







1




3



2




4




5




6



7




8



9




10



11

1 á 3. *Helix Hanleyi* Pfeiffer.—4 á 8. *H. Sirena* Beck.—9 á 11. *H. Sirena* Beck, var.




1, 2. *Helix cærulea* Möllendorff.—3, 4. *H. Hennigiana* Möllendorff.—5, 6. *H. geotrochus* Möllendorff.—7 á 10. *H. Hugeli* Pfeiffer.—11, 12. *H. amœna* Pfeiffer.



1, 2. *Cochlostyla turbinoides* Broderip.—3 á 6. *C. speciosa* Jay.




1. *Cochlostyla turbinoides* Broderip. — 2 á 6. *C. festiva* Donovan, variedades.



1, 2. *Cochlostyla Norrisi* Sowerby.—3, 4. *C. chrysocheila* Sowerby.—5, 6. *C. Pan* Broderip.




1, 2. *Cochlostyla cretata* Broderip. — 3 á 6. *C. depressa* Semper, variedades.



1



2



3




4



5



6



7




8

1 á 8. *Cochlostyla coccomelos* Sowerby, variedades.





2



3




4




5



1



6



7

1. *Cochlostyla cryptica* Broderip.—2 á 7. *C. pulcherrima* Sowerby, variedades.

OBRAS MALACOLÓGICAS

DE

J. G. HIDALGO

comprenant tous les écrits de l'auteur, les publiés et les inédits, jusqu'à ce jour. 12 vol. de texte et atlas de plus de 500 planches noires. (Edition coloriée, seulement 100 exemplaires.)

- PARTIE I. Études préliminaires sur la faune malacologique des îles Philippines. 2 vol.
- PARTIE II. Études préliminaires sur les mollusques terrestres et marins de l'Espagne, du Portugal et des îles Baléares. 2 vol.
- PARTIE III. Description des mollusques recueillis par la Commission scientifique envoyée par le Gouvernement espagnol à l'Amérique méridionale. 1 vol.
- PARTIE IV. Description des mollusques testacés des îles Philippines. 5 vol.
- PARTIE V. Description des mollusques terrestres de l'Espagne, du Portugal et des îles Baléares. 1 vol.
- PARTIE VI. Description des mollusques marins de l'Espagne, du Portugal et des îles Baléares. 1 vol.

Déjà publié en *Juillet* de 1891.

TEXTE. Livraisons *1^{re}* à avec *440* pages.

ATLAS. Livraisons *1^{re}* à avec *30* planches contenant *238* figures.

MEMORIAS DE LA REAL ACADEMIA DE CIENCIAS
EXACTAS, FÍSICAS Y NATURALES DE MADRID

OBRAS
MALACOLÓGICAS

DE

J. G. HIDALGO

MIEMBRO DE LA REAL ACADEMIA DE CIENCIAS DE MADRID

ATLAS

Entrega *2^a* con *30* láminas en *color*


DP. 34-25

MADRID: 1894

IMPRENTA DE DON LUIS AGUADO

8, PONTEJOS, 8






3



4



1




5




6



2




7




8

1, 2. *Cochlostyla Hidalgoi* Möllendorff.—3, 4. *C. sphaerica* Sowerby.—5. *C. indusiata* Pfeiffer. var.—6. *C. matruelis* Sowerby.—7, 8. *C. libata* Reeve.



1, 2.—*Cochlostyla latitans* Broderip.—3. *C. Roissyana* Ferussac, variedad.—5 á 8. *C. Al-baiensis* Sowerby, variedades.



1



2



3



4




5



6



7



8

1, 2. *Cochlostyla paraleuca* Pilsbry.—3. *C. pulcherrima* Sowerby. var.—4. *C. metaformis* Ferussac. var.—5. *C. fulgens* Sowerby. var.—6. *C. chrysocheila* Sowerby. var.—7, 8. *C. Butleri* Pfeiffer.



1 á 5. *Cochlostyla sphærión* Sowerby. variedades.—6, 7. *C. Princeps* Reeve. var.




1, 2. *Cochlostyla Coronadoi* Hidalgo.—3. *C. Circe* Pfeiffer.—4, 5. *C. tenera* Sowerby. var.
6, 7. *C. orbitula* Sowerby.




1. *Cochlostyla* Villari Hidalgo. — 2 á 8. *C. florida* Sowerby.



1. *Cochlostyla* Carolus Deshayes.—2, 3. *C. melanocheila* Valenciennes.—4 á 6. *C. Codonensis* Hidalgo.



1



2



3

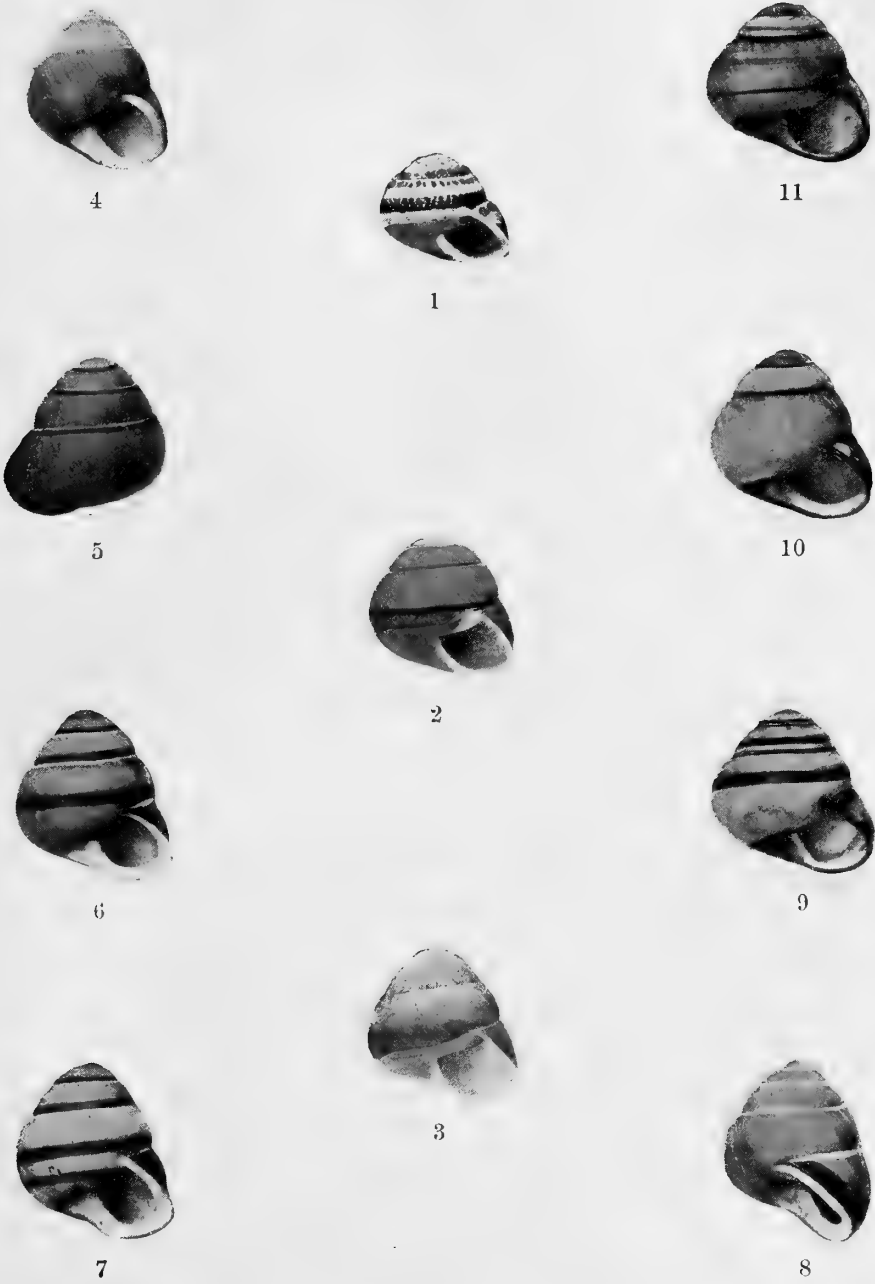


4



5

1, 2. *Cochlostyla lignicolor* Möllendorff.—3. *C. grandis* Pfeiffer.—4. *C. macrostoma* Pfeiffer.—5. *C. Ticaonica* Broderip.



1 á 3.—*Cochlostyla monticula* Sowerby.—4 á 8. *C. annulata* Sowerby.
9 á 11. *C. balteata* Sowerby.



1. *Cochlostyla sphæron* Sowerby. var.—2. *C. grandis* Pfeiffer.—3 á 6. *C. mirabilis* Ferussac. variedades.



2



3



1



4



5

1. *Cochlostyla grandis* Pfeiffer.—2. *C. Cailliaudi* Deshayes. var.—3 á 5. *C. cepoides* Lea.




1 á 5. *Cochlostyla Valenciennesi* Eydoux.—6, 7. *C. depressa* Semper.






1, 2. *Cochlostyla turgens* Deshayes.—3 á 5. *C. zonifera* Sowerby.—6. *C. Polillensis* Pfeiffer.




2




3



1




4

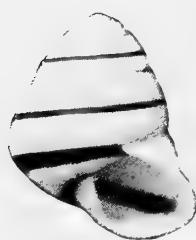


5


1. *Cochlostyla sarcinosa* Ferussac.—2 á 5. *C. dubiosa* Pfeiffer.



1



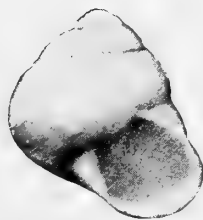
2



5



4



3



6

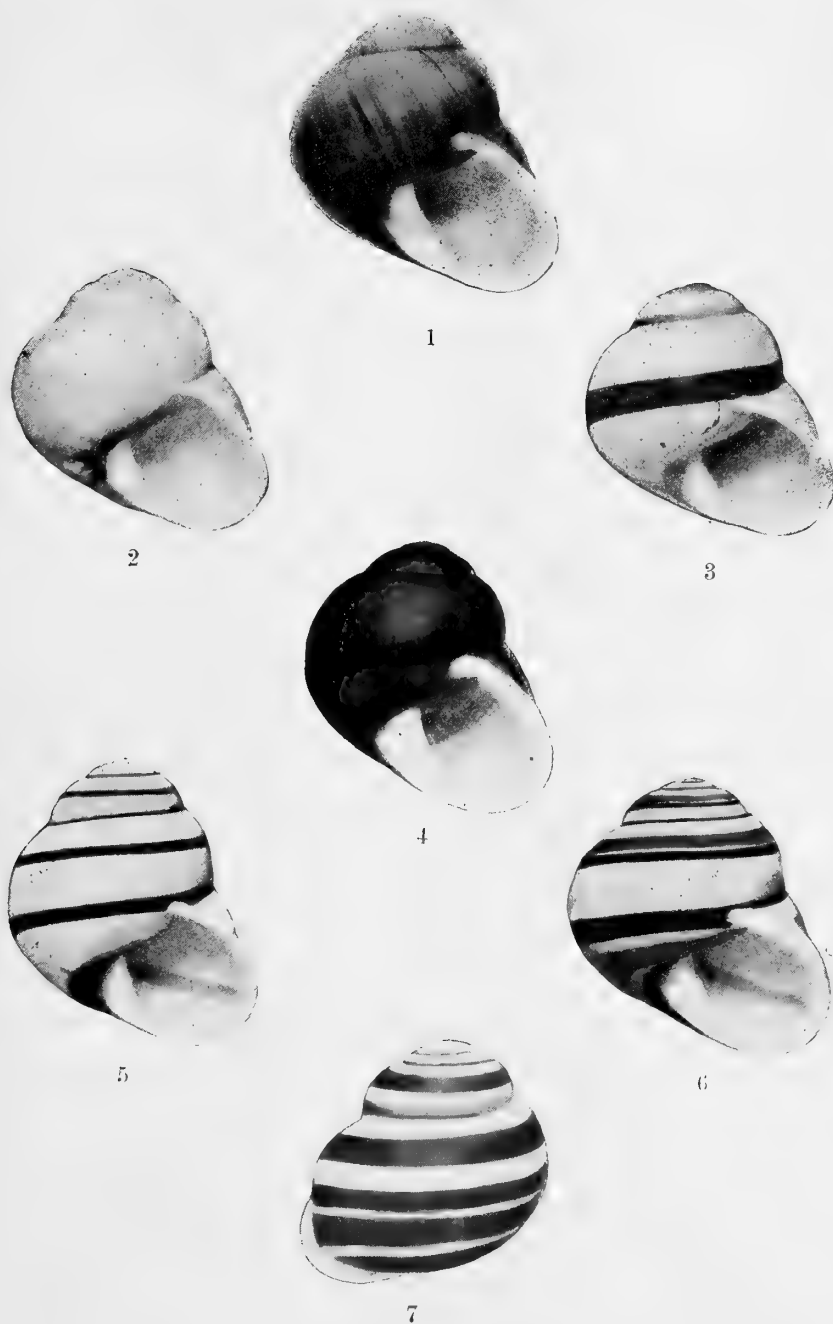


7



8

1 á 3. *Cochlostyla ignobilis* Sowerby.—4. *C. amicta* Reeve.—5, 6. *C. collodes* Sowerby.
—7, 8. *C. dimera* Jonas.




1 á 7. *Cochlostyla mirabilis* Ferussac.



1, 2. *Cochlostyla tenera* Sowerby.—3. *C. Roissyana* Ferussac, var.—4, 5. *C. fulgens* Sowerby.—6. *C. Boettgeriana* Möllendorff.—7, 8. *C. mirabilis* Ferussac, var.



1 á 7. Cochlostyla Roissyana Ferussac.



1. *Cochlostyla Roebeleni* Möllendorff.—2. *C. Carolus* Deshayes.—3. *C. latitans* Broderip.
4, 5, 6. *C. fuliginata* Martens.—7. *C. balteata* Sowerby. var.



1, 2. *Cochlostyla Portei* Pfeiffer, variedades.—3. *C. tenera* Sowerby.—4 á 6. *C. effusa* Pfeiffer.






1. *Cochlostyla Portei* Pfeiffer, var.—2, 3. *C. librosa* Pfeiffer.—4, 5. *C. smaragdina* Reeve, variedades.




1. *Cochlostyla Woodiana* Lea.—2 á 6. *C. metaformis* Ferussac.






1



2



3



4



5

1. *Cochlostyla bembicodes* Pfeiffer.—2. *C. cinerascens* Pfeiffer.—3. *C. Woodiana* Lea.
—4, 5. *C. Solai* Hidalgo.





1



2



3




5



6



4



7



8

1, 2. *Cochlostyla concinna* Sowerby.—3, 4. *C. leucophæa* Sowerby.—5, 6. *C. curta* Sowerby.—7, 8. *Id.* variedad.





1



2



5



3



4

1 á 5. *Cochlostyla smaragdina* Reeve.



1



2



7



3



4



8




5



6

1. *Cochlostyla Cumingi* Pfeiffer.—2. *C. bullula* Broderip.—3, 4. *Id.* var. *virginea* Lea.
—5, 6. *C. Bustoi* Hidalgo.—7, 8. *C. phæostyla* Pfeiffer.



1



2



5



3



4

1 á 4. *Cochlostyla Daphnis* Broderip.—5. *C. Vidali* Hidalgo.



1 á 5. *Cochlostyla rufogaster* Lesson.



1



2



3



4



5

1, 2. *Cochlostyla gilva* Sowerby.—3. *C. Portei* Pfeiffer.—4, 5. *C. Faunus* Broderip.



2



3



1



4




5

1. *Cochlostyla Portei* Pfeiffer. — 2. *C. Cæsar* Pfeiffer. — 3, 4. *C. Graellsii* Hid.algo. — 5. *C. Satyrus* Broderip.



1



2



5




3




4

1 á 4. *Cochlostyla Marinduquensis* Hidalgo.—5. *C. imperator* Pfeiffer.



1. *Cochlostyla imperator* Pfeiffer.—2 y 3. *C. Alberti* Broderip.—4 y 5. *Id.* var. *onyx* Broderip.



1 á 4. *Cochlostyla Ticaonica* Broderip.—5 y 6. *C. Crosseana* Hidalgo.





1 á 4. *Cochlostyla pithogaster* Ferussac.—5. Id. var. *Philippinensis* Pfeiffer.





2



3



1



4



5

1. *Cochlostyla macrostoma* Pfeiffer.—2, 3. *C. lacera* Pfeiffer.—4, 5. *C. turbo* Pfeiffer.



1. *Cochlostyla macrostoma* Pfeiffer.—2, 3. *C. juglans* Pfeiffer.—4, 5. *C. lignaria* Pfeiffer.




2



4



1



3



5


1. *Cochlostyla Ticaonica* Broderip.—2. *C. imperator* Pfeiffer.—3. *C. Daphnis* Broderip.—
4, 5. *C. Alberti* Broderip.



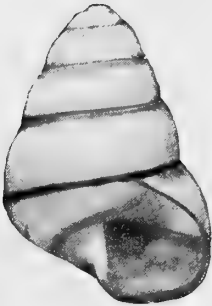
1



3



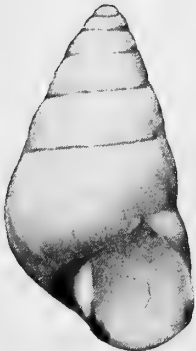
2



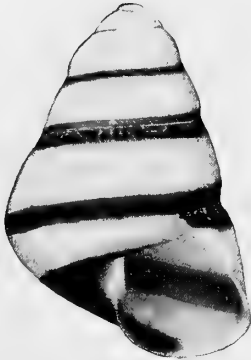
4



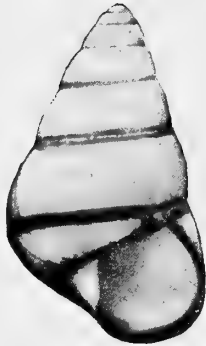
5



7



6



8

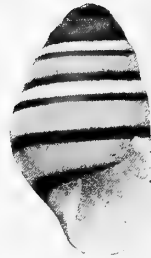
1 á 3. *Cochlostyla Romblonensis* Pfeiffer.—4 á 6. *C. cincinniformis* Sowerby.—7, 8. *C. succincta* Reeve.




1




2



3




4



5



6



7




8




9


1 á 9. *Cochlostyla ovoidea* Bruguiere, variedades.



1



3



2



5



6




8



7



4



9

1. *Cochlostyla modesta* Sowerby.—2. *C. simplex* Jonas.—3, 4. *C. Bruguieriana* Pfeiffer.
—5 á 7. *C. ovoidea* Bruguiere, variedades.—8, 9. *C. stabilis* Sowerby.



1



2



3



4



5



6



7



8

1, 2. *Cochlostyla Calista* Broderip.—3, 4. *C. camelopardalis* Broderip.—5, 6. *C. connectens* Möllendorff.—7, 8. *C. Boholensis* Broderip.



1 á 3. *Cochlostyla Nympha* Pfeiffer.—4. *C. dactylus* Broderip.—5, 6. *C. carinata* Lea.

34° 35 to 75 inclusive

midline

~~35 37 39 41 43 45 47 49 51 53 55 57 59 61 63 65 67 69 71 73 75~~

OBRAS MALACOLÓGICAS

DE

J. G. HIDALGO

comprenant tous les écrits de l'auteur, les publiés et les inédits, jusqu'à ce jour. 12 vol. de texte et atlas de plus de 500 planches noires. (Edition coloriée, seulement 100 exemplaires.)

PARTIE I. Études préliminaires sur la faune malacologique des îles Philippines. 2 vol.

PARTIE II. Études préliminaires sur les mollusques terrestres et marins de l'Espagne, du Portugal et des îles Baléares. 2 vol.

PARTIE III. Description des mollusques recueillis par la Commission scientifique envoyée par le Gouvernement espagnol à l'Amérique méridionale. 1 vol.

PARTIE IV. Description des mollusques testacés des îles Philippines. 5 vol.

PARTIE V. Description des mollusques terrestres de l'Espagne, du Portugal et des îles Baléares. 1 vol.

PARTIE VI. Description des mollusques marins de l'Espagne, du Portugal et des îles Baléares. 1 vol.

Déjà publié en *Avril* de 1894.

TEXTE. Livraisons *1* à *3* avec *1900* pages.

ATLAS. Livraisons *1* à *2* avec *60* planches contenant *437* figures.

MEMORIAS DE LA REAL ACADEMIA DE CIENCIAS
EXACTAS, FÍSICAS Y NATURALES DE MADRID

OBRAS
MALACOLÓGICAS

DE

J. G. HIDALGO

MIEMBRO DE LA REAL ACADEMIA DE CIENCIAS DE MADRID

ATLAS

Entrega 2 $\frac{1}{2}$ con 15 láminas en color

Pl. 76-104

MADRID: 1897

IMPRENTA DE DON LUÍS AGUADO

8, PONTEJOS-8





2



3



1



4



5

1. *Cochlostyla philippinensis* Reeve.—2 á 4. *C. pictor* Broderip.—5. *C. smaragdina* Reeve. var.



1. *Cochlostyla Philippinensis* Reeve.—2, 3. *C. hydrophana* Sowerby.—4. *C. metaformis* Ferussac.—5, 6. *C. tephrodes* Pfeiffer.





2



3



1



4



5


1. *Cochlostyla lignaria* Pfeiffer.— 2. *C. pictor* Broderip.— 3, 4, 5. *C. fulgetrum* Broderip.



1, 2. *Cochlostyla nobilis* Reeve.—3, 4. *C. Calista* Broderip.—5, 6. *C. subcarinata* Pfeiffer.
7. *C. Belcheri* Pfeiffer.—8. *C. Guimarasensis* Broderip.



2



1




7




5



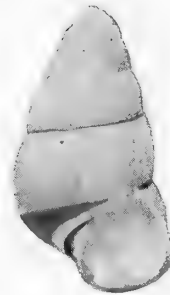
6



8



3



4

1. *Cochlostyla Nympha* Pfeiffer.—2, 3, 4. *C. evanescens* Broderip.—5, 6. *C. straminea* Semper.—7, 8. *C. Guimarasensis* Broderip.



1. *Cochlostyla opalina* Sowerby.—2, 3. *C. Dumonti* Pfeiffer.—4 á 8. *C. cincta* Sowerby.—9. *C. Barandæ* Hidalgo.



3



1




4



5



6



7



2



8

1 á 8.—*Cochlostyla porracea* Jay.




1. *Cochlostyla Harfordi* Broderip.—2. *C. Dataensis* Semper.—3, 4. *C. erythrospira* Möllendorff.—5, 6. *C. Montfortiana* Pfeiffer.—7. *C. retusa* Pfeiffer.



1. *Cochlostyla Harfordi* Broderip.—2, 3. *C. Mindanaensis* Sowerby.—4, 5, 6. *C. Ilococensis* Sowerby.—7. *C. versicolor* Möllendorff.






5



1




6



3



4



2



7

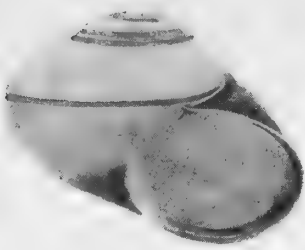


8


1. *Cochlostyla decorata* Ferussac.—2. *C. Solai* Hidalgo.—3, 4, 5, 6. *C. velata* Broderip.—
7. *C. leucophæa* Sowerby. var.—8. *C. flammula* Semper.



1, 2. *Cochlostyla connectens* Möllendorff.—3 á 6. *C. gracilis* Lea.—7. *C. solivaga* Reeve.
8. *C. virens* Pfeiffer.



1




2



4




5




6



3



7



8


1 á 3. *Cochlostyla Limansauensis* Semper.—4. *C. suprabadia* Semper.—5, 6. *C. Buschi* Pfeiffer.—7, 8. *C. Polillensis* Pfeiffer.




1. *Cochlostyla acuminata* Sowerby. var.—2 á 6. *C. calobapta* Jonas.—7, 8. *C. fictilis* Broderip.—9. *C. accedens* Möllendorff.



1



8



2



3



5



4



6



7

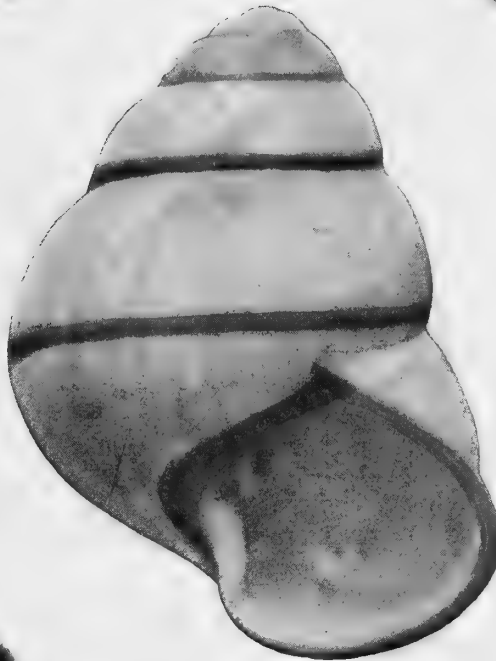
1 á 4. *Cochlostyla arata* Sowerby.—5. *C. Naujanica* Hidalgo.—6, 7. *C. brachyodon* Sowerby.—8. *Id. var.*



2



3



1




4



5

1. *Cochlostyla sarcinosa* Ferussac.—2, 3. *C. polychroa* Sowerby. var.—4, 5. *C. mus* Broderip.



4



6



5



8



1



7



2



3

1 á 5. *Cochlostyla rustica* Mousson.—6, 7. *C. oomorpha* Sowerby.
8. *C. oblonga* Sowerby.



1. *Cochlostyla Philippinensis* Reeve.—2. *C. Villari* Hidalgo. var.—3 á 6. *C. Möllendorffi* Hidalgo.—7. *C. Fischeri* Hidalgo.—8. *C. Nympha* Pfeiffer. var.





3



2



4




5



7



1



8



6

1. *Cochlostyla solida* Pfeiffer, var.—2. *C. adusta* Sowerby.—3 á 6. *C. Calamianica* Quadras y Möllendorff.—7. *C. virens* Pfeiffer, var.—8. *C. connectens* Möllendorff, var.



1 á 7. *Cochlostyla virgata* Jay. variedades.





2



1




3



4



5



6



8




7


1. *Cochlostyla fulgens* Sowerby, var.—2. *C. orbitula* Sowerby.—3. *C. leopardus* Pfeiffer.
4. *C. pilsbryi* Hidalgo.—5 à 7. *C. mus* Broderip, var.—8. *C. curta* Sowerby, var.




3




4



1




7




8



2



5



6

1, 2. *Cochlostyla festiva* Donovan.—3, 4. *C. zonifera* Sowerby. var.—5. *C. Samarensis* Semper.—6. *C. microspira* Pfeiffer.—7, 8. *C. Iloconensis* Sowerby.



4



5



1

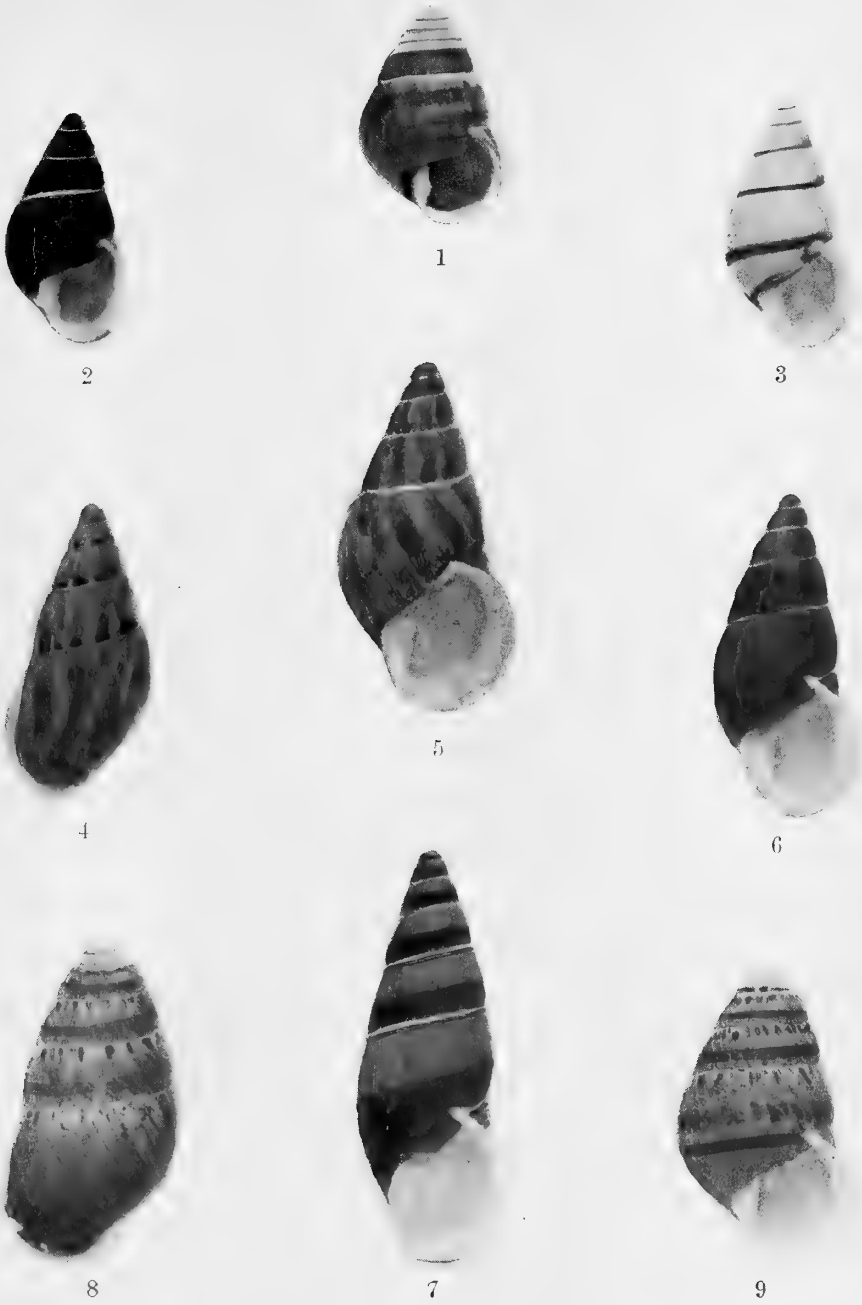


2



3

1 á 5. *Cochlostyla Mindoroensis* Broderip.




1. *Cochlostyla Cossmanniana* Crosse.—2, 3. *C. Partuloides* Broderip.—4 á 7. *C. porracea* Jay. variedades.—8, 9. *C. balanoides* Jonas.




1, 2. *Amphidromus maculiferus* Sowerby. var.— 3, 4. *A. Chloris* Reeve.— 5 á 8. *A. entobaptus* Dohrn.



1 á 6. *Amphidromus maculiferus* Sowerby.



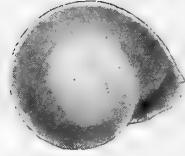
1 á 4. *Amphidromus nigrofilosus* Rochebrune.—5, 6. *A. Quadراسي* Hidalgo.
7, 8. *A. dubius* Fulton.



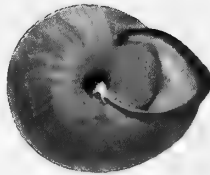
1



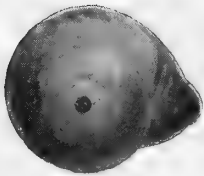
2



6



3



7



5



9



8

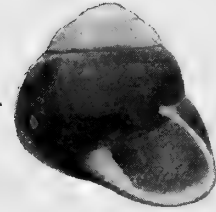


4


1 á 8. *Helix Dryope* Broderip.—9. *H. phloiodes* Pfeiffer.



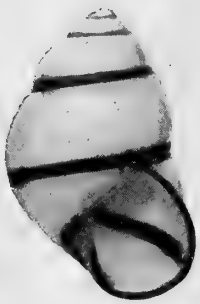
1



2



5



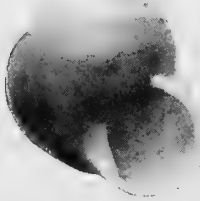
7



6



8



3



4

1, 2. *Cochlostyla Jonasi* Pfeiffer.—3. *C. Leai* Pfeiffer.—4. *C. Buschi* Pfeiffer, var.
5. *C. hololeuca* Pfeiffer.—6. *C. phæostyla* Pfeiffer, var.—7. *C. Barandæ* Hidalgo, var.
8. *C. aplomorpha* Jonas.



1. *Cochlostyla Cailliaudi* Deshayes. var.—2. *C. Luengoi* Hidalgo.—3. *C. Princeps* Reeve.
4. *C. Pithogaster* Ferussac. var.—5. *C. rufogaster* Lesson.—6. *C. Faunus* Broderip.

76 to 105

82, 89, 90, 91

OBRAS MALACOLÓGICAS

DE

J. G. HIDALGO

comprenant tous les écrits de l'auteur, les publiés et les inédits, jusqu'à ce jour. 12 vol. de texte et atlas de plus de 500 planches noires. (Edition coloriée, seulement 100 exemplaires.)

PARTIE I. Études préliminaires sur la faune malacologique des îles Philippines. 2 vol.

PARTIE II. Études préliminaires sur les mollusques terrestres et marins de l'Espagne, du Portugal et des îles Baléares. 2 vol.

PARTIE III. Description des mollusques recueillis par la Commission scientifique envoyée par le Gouvernement espagnol à l'Amérique méridionale. 1 vol.

PARTIE IV. Description des mollusques testacés des îles Philippines. 5 vol.

PARTIE V. Description des mollusques terrestres de l'Espagne, du Portugal et des îles Baléares. 1 vol.

PARTIE VI. Description des mollusques marins de l'Espagne, du Portugal et des îles Baléares. 1 vol.

Déjà publié en *Novembre* de 1897.

TEXTE. Livraisons *1* à *4* avec *1620* pages.

ATLAS. Livraisons *1* à *2 1/2* avec *78* planches contenant *333* figures *originales*.

MEMORIAS DE LA REAL ACADEMIA DE CIENCIAS
EXACTAS, FÍSICAS Y NATURALES DE MADRID

OBRAS
MALACOLÓGICAS

DE

J. G. HIDALGO

MIEMBRO DE LA REAL ACADEMIA DE CIENCIAS DE MADRID

—
ATLAS
—


Entrega *4^a* con *15* láminas en *color*

105 — 123 incl

MADRID: 189...

IMPRENTA DE DON LUIS AGUADO

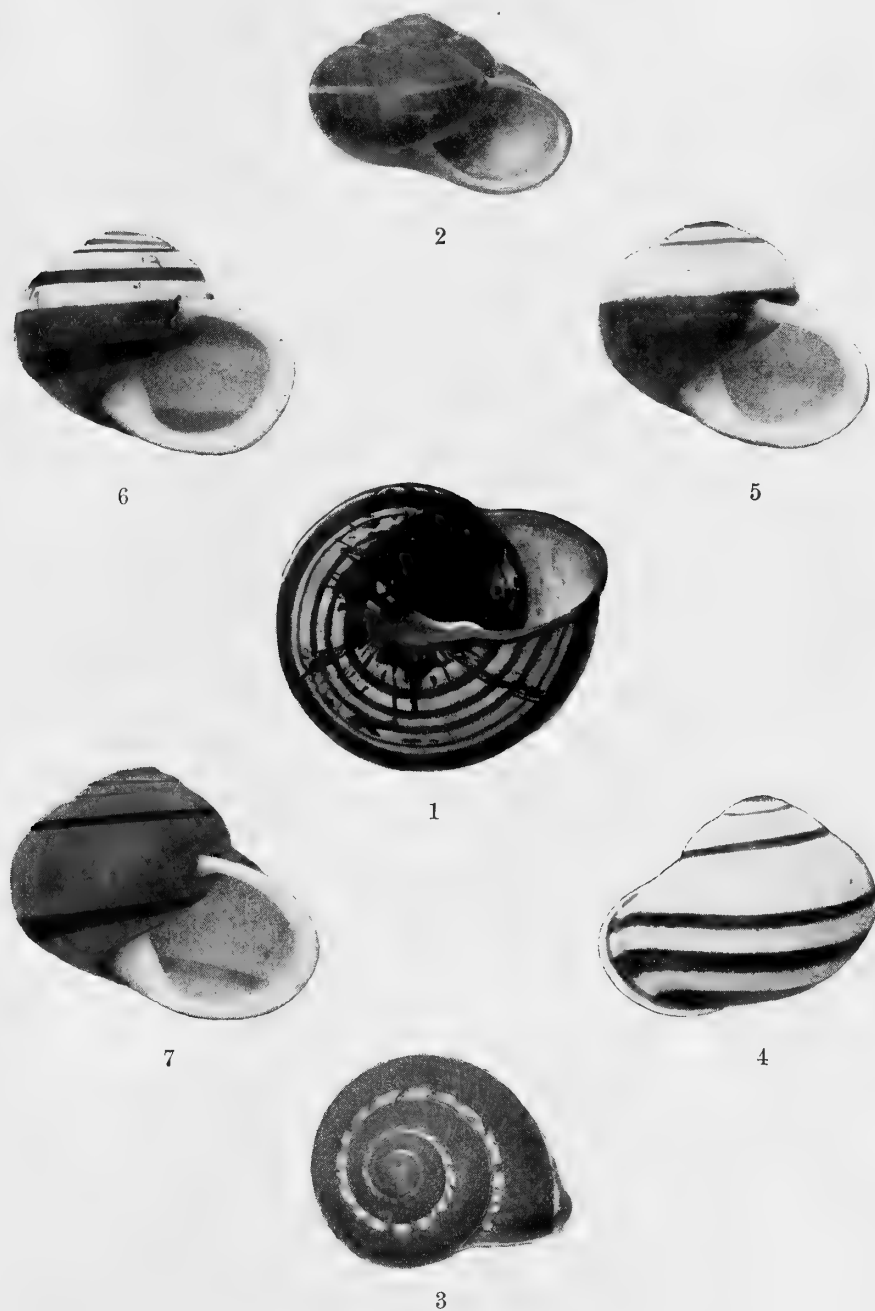
8, PONTEJOS, 8



1, 2. *Cochlostyla turris* Semper.—3, 4. *C. chrysalidiformis* Sowerby.
5. *C. acuminata* Sowerby.—6. *C. pyramidalis* Sowerby.—7, 8. *C. Quadrasi* Hidalgo.



1. *Cochlostyla Mindoroensis* Broderip.—2, 3. *C. nimbsa* Broderip.—4. *C. solida* Pfeiffer.
5 á 7. *C. modesta* Sowerby.—8. *C. quadrifasciata* Hidalgo.




1. *Cochlostyla depressa* Semper.—2, 3. *C. Annæ* Semper. var.
4. *C. Albaiensis* Sowerby. var. Semperi.—5, 6, 7. *C. xanthobasis* Pilsbry.



1 á 3. *Cochlostyla pulcherrima* Sowerby.—4. *C. obtusa* Pfeiffer.
5. *C. pulchella* Möllendorff.—6, 7. *C. hydrophana* Sowerby.



6



5




1



2



3



4



7



8

1 á 4. *Cochlostyla viridostriata* Lea.—5. *C. Butleri* Pfeiffer.—6. *C. fulgens* Sowerby. var.
7. *C. Seckendorffiana* Pfeiffer.—8. *C. glaucoptalma* Pfeiffer.




1



5



2



3



4



6



7



8

1 á 5. *Cochlostyla Fischeri* Hidalgo, variedades.—6. *C. frater* Ferussac.
7, 8. *C. Diana* Broderip.




1



5



2



3



4



7




6

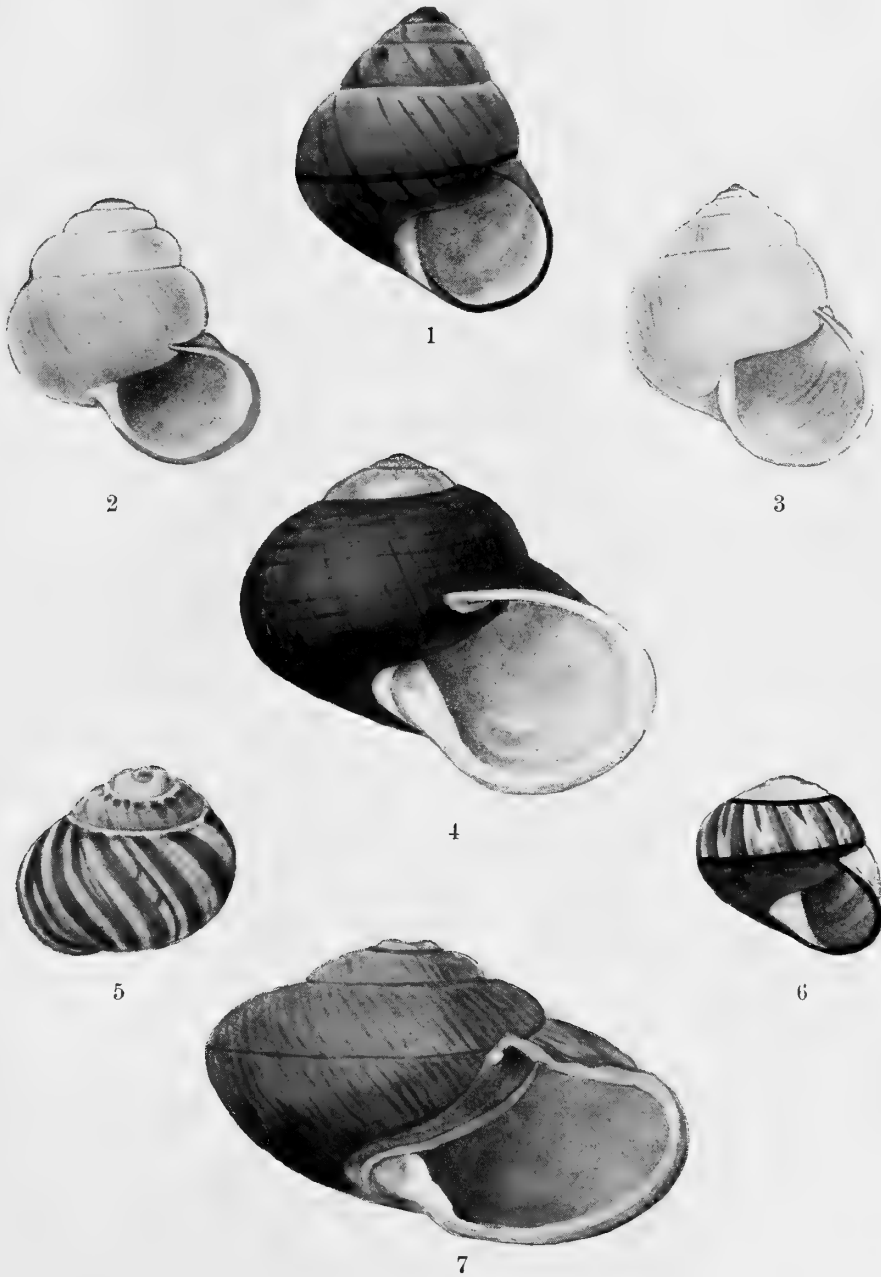


8

1 á 5. *Cochlostyla Fischeri* Hidalgo, variedades.—6. *C. frater* Ferussac.
7, 8. *C. Diana* Broderip.



1. *Cochlostyla Samarensis* Semper.—2, 3. *C. hemisphaerion* Pfeiffer.—4. *C. Caillaudi* Deshayes.—5. *C. chlorochroa* Pfeiffer.—6. *C. Polillensis* Pfeiffer, var. Hector.




1. *Cochlostyla subglobosa* Lea.—2. *C. unica* Pfeiffer.—3. *C. halichlora* Semper.
4. *C. Cailliaudi* Deshayes. var. *ferruginea*.—5, 6. *C. retusa* Pfeiffer.
7. *C. cryptica* Broderip. var. *cineracea*.



1



3



2



4



5



6




7



8

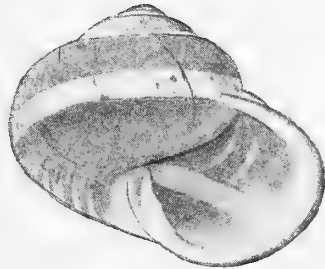
1, 2. *Cochlostyla nigrocincta* Semper.—3. *C. electrica* Reeve, var. *Cailliaudi*.
4. *C. Hainesi* Pfeiffer.—5. *C. Palawanensis* Pfeiffer.—6. *C. carinata* Lea.
7, 8. *C. montana* Semper.



3



4




1




5




6



2



7




8

1, 2. *Cochlostyla Damahoyi* Pfeiffer.—3, 4. *C. Rehbeini* Pfeiffer.—5. *C. obtusa* Pfeiffer.
6. *C. Moreleti* Pfeiffer.—7, 8. *C. Annæ* O. Semper.



3



4




1




5




6



2

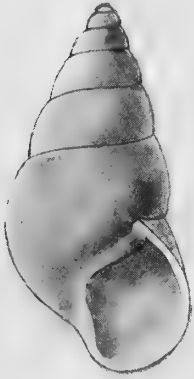


7



8

1, 2. *Cochlostyla Damahoyi* Pfeiffer.—3, 4. *C. Rehbeini* Pfeiffer.—5. *C. obtusa* Pfeiffer.
6. *C. Moreleti* Pfeiffer.—7, 8. *C. Annæ* O. Semper.



1



2



3

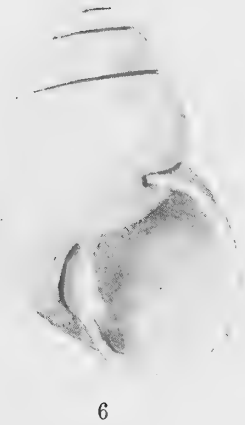





4



5


1. *Cochlostyla eburnea* Reeve.—2. *C. Aegle* Broderip.—4. *C. sarcinosa* Ferussac. var.
4. *C. Guimarasensis* Broderip.—5. *C. Siquijorensis* Pfeiffer.



1, 2. *Cochlostyla dilatata* Pfeiffer.—3. *C. Nux* Semper.—4. *C. Trailli* Pfeiffer.—5. *C. cinerosa* Pfeiffer.—6. *C. oviformis* Semper.—7. *C. Belcheri* Pfeiffer.—8. *C. gracilis* Lea.




1



3



2



4



5



6




7




8

1. *Cochlostyla brevicula* Pfeiffer.—2. *C. incompta* Sowerby.—3. *C. Pilsbryi* Hidalgo.
4, 5. *C. Buschi* Pfeiffer.—6. *C. solida* Pfeiffer.—7. *C. oomorpha* Sowerby.
8. *C. fenestrata* Sowerby.



1, 2. *Cochlostyla generalis* Pfeiffer.—3. *C. languida* Pfeiffer.—4. *C. tenera* Sowerby, var.
5. *C. ponderosa* Pfeiffer.—6. *C. microspira* Pfeiffer.



1. *Cochlostyla Cuyoensis* Pfeiffer.—2. *C. larvata* Broderip.—3. *C. succincta* Reeve.
4. *C. uber* Pfeiffer.—5. *C. Daphnis* Broderip. var. *cunctator*.—6. *C. nimbose* Broderip.
var. *Pfeifferiana*.—7. *C. Calypso* Broderip.—8. *C. solivaga* Reeve.



1. *Cochlostyla Cuyoensis* Pfeiffer.—2. *C. larvata* Broderip.—3. *C. succincta* Reeve.
4. *C. uber* Pfeiffer.—5. *C. Daphnis* Broderip. var. *cunctator*.—6. *C. nimbose* Broderip.
var. *Pfeifferiana*.—7. *C. Calypso* Broderip.—8. *C. solivaga* Reeve.

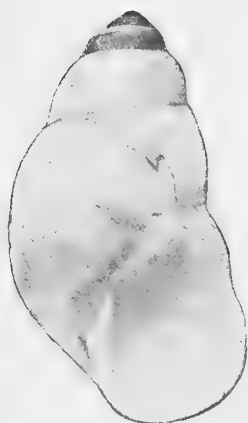




1. *Cochlostyla smaragdina* Reeve.—2. *C. Alberti* Broderip. var.
3. *C. stabilis* Sowerby.—4. *C. concinna* Sowerby, var.—5, 6. *C. calobapta* Jonas. var.
7, 8. *C. nigrocincta* Semper.




3



1



4



5



6



2




7



8

1. *Cochlostyla smaragdina* Reeve.—2. *C. Alberti* Broderip. var.
3. *C. stabilis* Sowerby.—4. *C. concinna* Sowerby, var.—5, 6. *C. calobapta* Jonas. var.
7, 8. *C. nigrocincta* Semper.




1. *Cochlostyla chlorochroa* Sowerby.—2, 3. *C. Albaiensis* Sowerby. var. *Semperii*.
4. *C. Cailliaudi* Deshayes.—5. *C. Sowerbyi* Hidalgo.—6. *C. pulcherrima* Sowerby. var.



1. *Cochlostyla chlorochroa* Sowerby.—2, 3. *C. Albaiensis* Sowerby. var. *Semperii*.
4. *C. Cailliaudi* Deshayes.—5. *C. Sowerbyi* Hidalgo.—6. *C. pulcherrima* Sowerby. var.



1




2



5




6




7



8

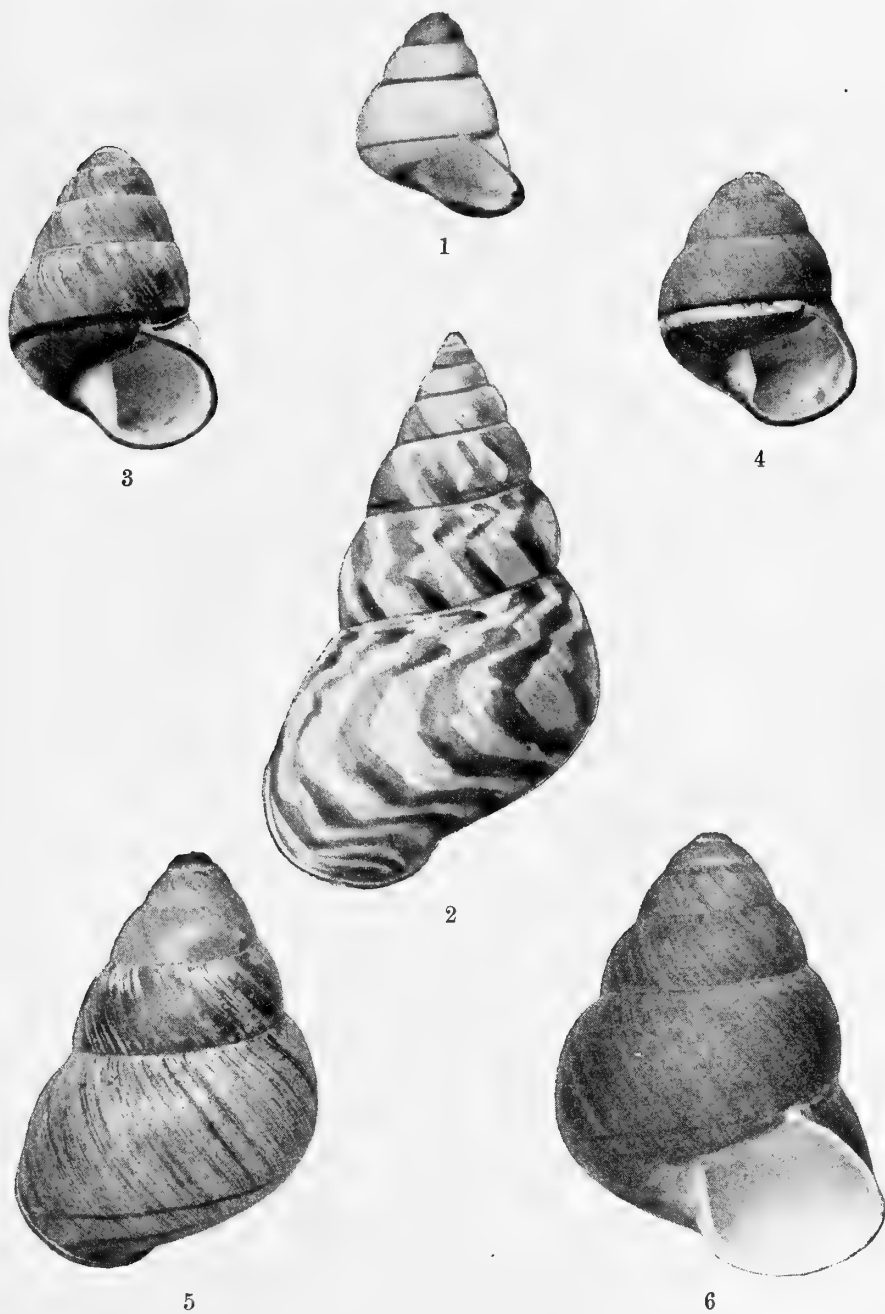


3



4

1. *Cochlostyla Roissyana* Ferussac. var. *infulcata*.—2, 3, 4. *C. Roissyana* Ferussac. variedades.—5. *C. viridostriata* Lea. var.—6. *C. sphaerica* Sowerby. var.—7. *C. colledes* Sowerby.—8. *C. Pan Broderip*. var.



1. *Cochlostyla Dumonti* Pfeiffer. var. — 2. *C. nimbose* Broderip. — 3. *C. leucophæa* Sowerby. var. — 4. *C. montana* Semper. — 5, 6. *C. Daphnis* Broderip. variedades.



1. *Cochlostyla Dumonti* Pfeiffer. var. — 2. *C. nimbosa* Broderip. — 3. *C. leucophæa* Sowerby. var. — 4. *C. montana* Semper. — 5, 6. *C. Daphnis* Broderip. variedades.

OBRAS MALACOLÓGICAS

DE

J. G. HIDALGO

comprenant tous les écrits de l'auteur, les publiés et les inédits, jusqu'à ce jour. 12 vol. de texte et atlas de plus de 500 planches noires. (Edition coloriée, seulement 100 exemplaires.)

PARTIE I. Études préliminaires sur la faune malacologique des îles Philippines. 2 vol.

PARTIE II. Études préliminaires sur les mollusques terrestres et marins de l'Espagne, du Portugal et des îles Baléares. 2 vol.

PARTIE III. Description des mollusques recueillis par la Commission scientifique envoyée par le Gouvernement espagnol à l'Amérique méridionale. 1 vol.

PARTIE IV. Description des mollusques testacés des îles Philippines. 5 vol.

PARTIE V. Description des mollusques terrestres de l'Espagne, du Portugal et des îles Baléares. 1 vol.

PARTIE VI. Description des mollusques marins de l'Espagne, du Portugal et des îles Baléares. 1 vol.

Déjà publié en de 189

TEXTE. Livraisons à avec pages.

ATLAS. Livraisons à avec planches
contenant figures.

MEMORIAS DE LA REAL ACADEMIA DE CIENCIAS
EXACTAS, FÍSICAS Y NATURALES DE MADRID

OBRAS
MALACOLÓGICAS

DE

J. G. HIDALGO


MIEMBRO DE LA REAL ACADEMIA DE CIENCIAS DE MADRID

—
ATLAS
—

Entrega con láminas en

124 —


MADRID: 189...
IMPRENTA DE DON LUIS AGUADO
8, FONTEJOS, 8



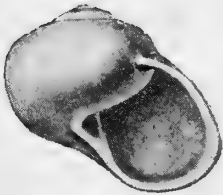
1



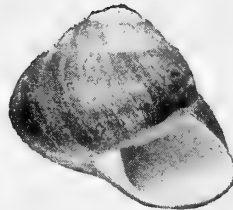
2




3




5



6



4




7




8


1, 2. *Cochlostyla melanorhapha* Quadras y Möllendorff.—3, 4. *C. Pan Broderip*.
5. *C. obtusa* Pfeiffer.—6. *C. decora* Adams y Reeve.—7, 8. *C. dimera* Jonas. variedades.



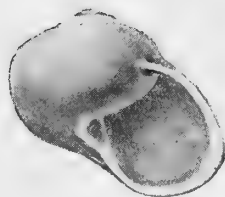
1




2




3



5




6



4




7



8


1, 2. *Cochlostyla melanorhapha* Quadras y Möllendorff.—3, 4. *C.* Pan Broderip.
5. *C. obtusa* Pfeiffer.—6. *C. decora* Adams y Reeve.—7, 8. *C. dimera* Jonas. variedades.




1. *Cochlostyla Leopardus* Pfeiffer, var.—2, 3. *C. paradoxa* Semper.
4. *C. turgens* Deshayes.—5. *C. Barandæ* Hidalgo, var.—6. *C. ignobilis* Sowerby. var.



1. *Cochlostyla Leopardus* Pfeiffer, var.—2, 3. *C. paradoxa* Semper.
4. *C. turgens* Deshayes.—5. *C. Barandæ* Hidalgo, var.—6. *C. ignobilis* Sowerby, var.



1. *Cochlostyla Princeps* Reeve, var.
2, 3. *C. Dattaensis* O. Semper.—4. *C. cryptica* Broderip, var. *cineracea*.—5. *C. cryptica* Broderip, var.—6. *C. Polillensis* Pfeiffer, var. *Andromache*.



1. *Cochlostyla Princeps* Reeve, var.
2, 3. *C. Dattaensis* O. Semper.—4. *C. cryptica* Broderip, var. *cineracea*.—5. *C. cryptica*
Broderip, var.—6. *C. Polillensis* Pfeiffer, var. *Andromache*.







1, 2. *Cochlostyla Rollei* Möllendorff.—3, 4. *C. Boholensis* Broderip.
5. *C. calobapta* Jonas. var.—6. *C. porracea* Jay. var.—7. *C. connectens* Möllendorff. var.
8. *C. flammula* Semper.




1, 2. *Cochlostyla Rollei* Möllendorff.—3, 4. *C. Boholensis* Broderip.
5. *C. calobapta* Jonas. var.—6. *C. porracea* Jay. var.—7. *C. connectens* Möllendorff. var.
8. *C. flammula* Semper.




1




2



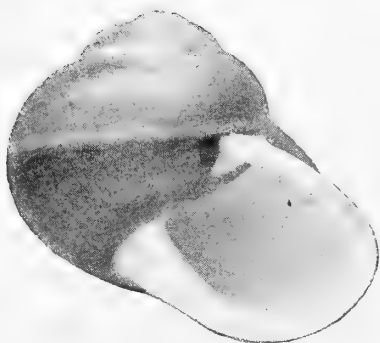
3



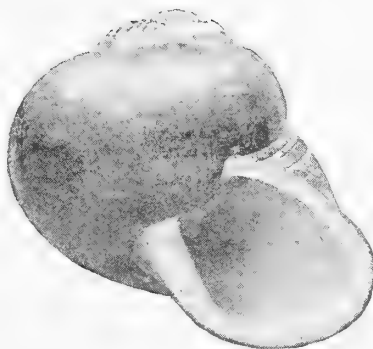
4



5




6




7


1 á 3. *Cochlostyla festiva* Donovan, variedades.
4 á 6. *C. Cailliaudi* Deshayes, variedades.—7. *Gilberti* Quadras y Möllendorff.




1



2



3



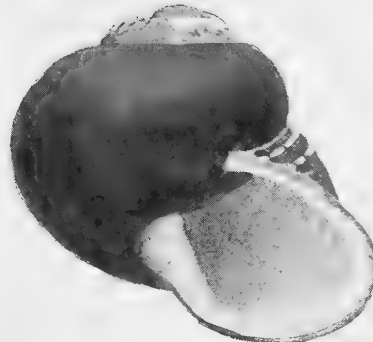
4



5




6



7

1 á 3. *Cochlostyla festiva* Donovan, variedades.
4 á 6. *C. Cailliaudi* Deshayes, variedades.—7. *Gilberti* Quadras y Möllendorff.



1, 2.—*Cochlostyla Carolus* Deshayes.—3 á 5.—*C. paraleuca* Pilsbry, variedades.
6. *C. erythrospira* Möllendorff.



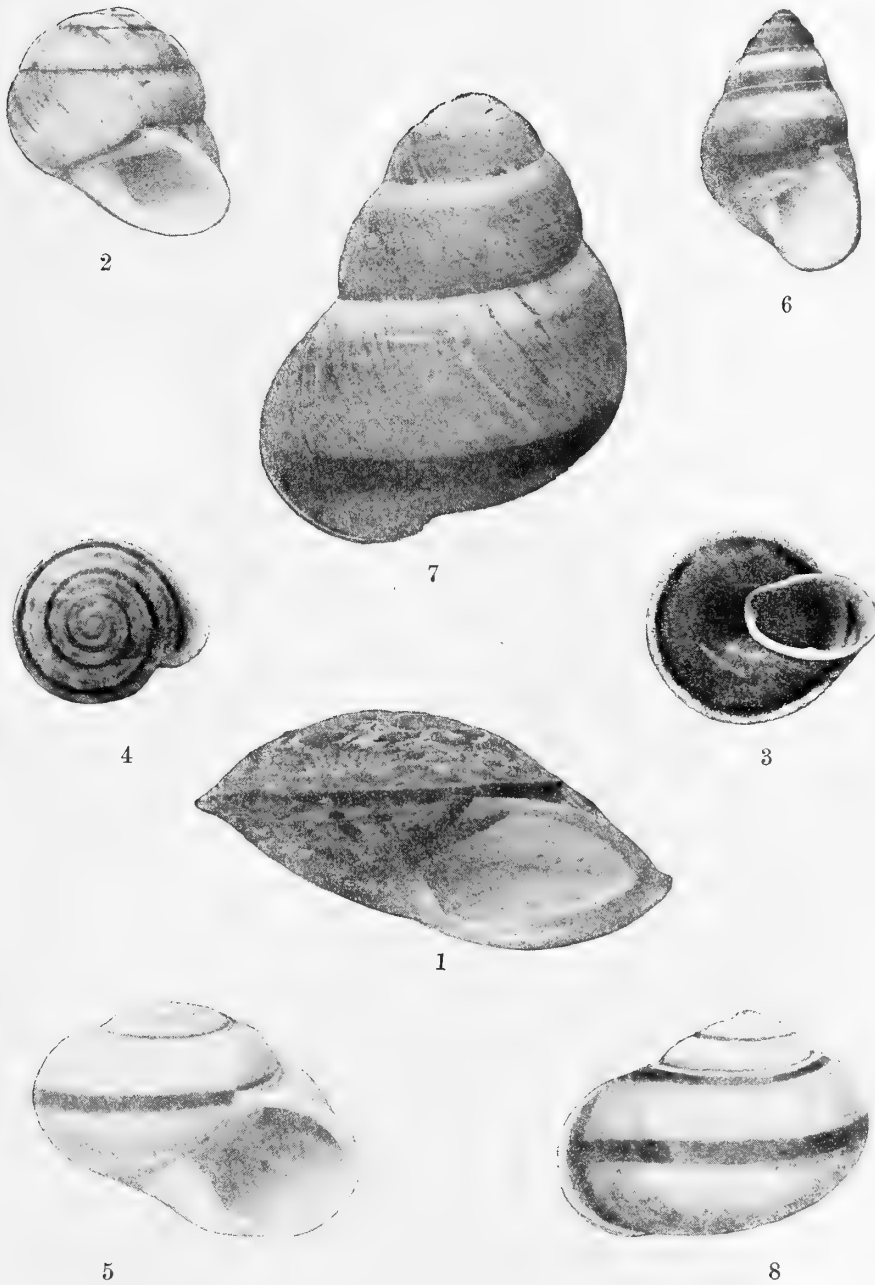
1, 2.—*Cochlostyla* Carolus Deshayes.—3 á 5.—*C. paraleuca* Pilsbry, variedades.
6. *C. erythrospira* Möllendorff.



1. *Pfeifferia micans* Pfeiffer.—2. *H. luteocincta* Semper.—3. *Id. var.*
4, 5, 6. *H. lividocincta* Semper.—7, 8, 9. *Cochlostyla erubescens* Semper.




1. *Pfeifferia micans* Pfeiffer.—2. *H. luteocincta* Semper.—3. *Id. var.*
4, 5, 6. *H. lividocincta* Semper.—7, 8, 9. *Cochlostyla erubescens* Semper.



1. *Helix Garibaldiana* Dohrn y Semper.—2. *H. Bintuanensis* Hidalgo, var.
3. *H. basidentata* Pfeiffer.—4. *H. scrobiculata* Pfeiffer, var.—5. *H. intorta* Sowerby, var.
6. *Cochlostyla velata* Broderip, var.—7. *C. Ticaonica* Broderip, var.
8. *C. difficilis* Pfeiffer.



1. *Helix Garibaldiana* Dohrn y Semper.—2. *H. Bintuanensis* Hidalgo. var.
3. *H. basidentata* Pfeiffer.—4. *H. scrobiculata* Pfeiffer. var.—5. *H. intorta* Sowerby. var.
6. *Cochlostyla velata* Broderip. var.—7. *C. Ticaonica* Broderip. var.
8. *C. difficilis* Pfeiffer.




1. *Cochlostyla Luzonica* Sowerby. var.— 2, 3. *Helix Kobelti* Möllendorff.
4, 5.—*H. carbonaria?* Sowerby.— 6. *Cochlostyla fulgens* Sowerby. var.
7. *C. Eleræ* Möllendorff.





1. *Cochlostyla Luzonica* Sowerby. var.—2, 3. *Helix Kobelti* Möllendorff.
4, 5.—*H. carbonaria*? Sowerby.—6. *Cochlostyla fulgens* Sowerby. var.
7. *C. Eleræ* Möllendorff.






1. *Helix dealbata* Broderip. — 2, 3. *H. casta* Pfeiffer. — 4, 5. *H. avus* Pfeiffer.
6, 7. *H. Broderipi* Pfeiffer.




1



2



7




6



5



8



3



4


1 á 3. *Helix subsulcata* Möllendorff.—4, 5. *H. brevidens* Sowerby.
6. *H. undina* Pfeiffer.—7, 8. *H. Garibaldiana* Semper.




1 á 3. *Helix subsulcata* Möllendorff.—4, 5. *H. brevidens* Sowerby.
6. *H. undina* Pfeiffer.—7, 8. *H. Garibaldiana* Semper.




1, 2. *Helix Garibaldiana* Dohrn y Semper. var.—3, 4. *H. restricta* Pfeiffer.
5, 6. *H. viridiflava* Möllendorff.—7. *H. Sirena* Beck. var.—8. *H. Hügeli* Pfeiffer. var.



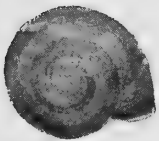
3




4




1



5




6



2



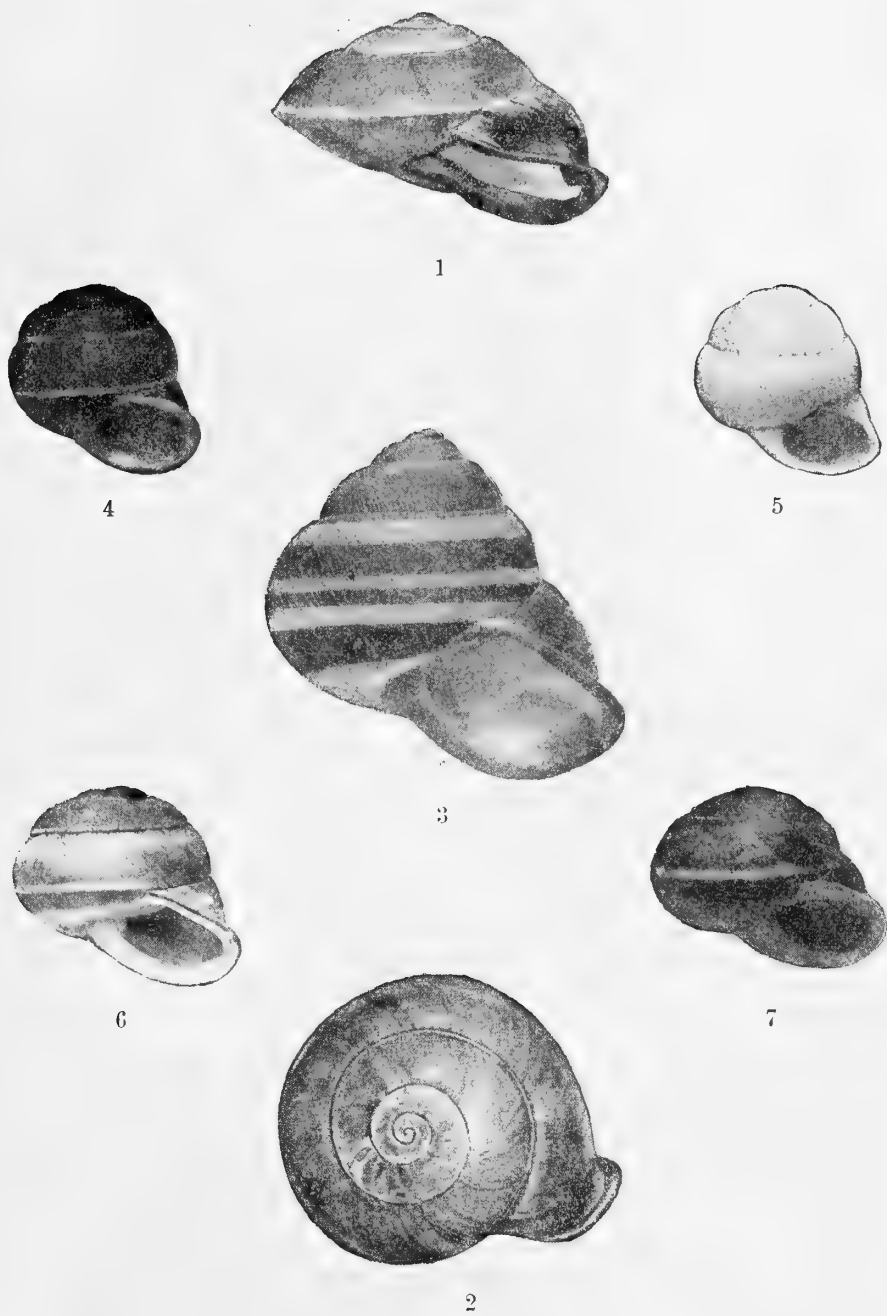
7



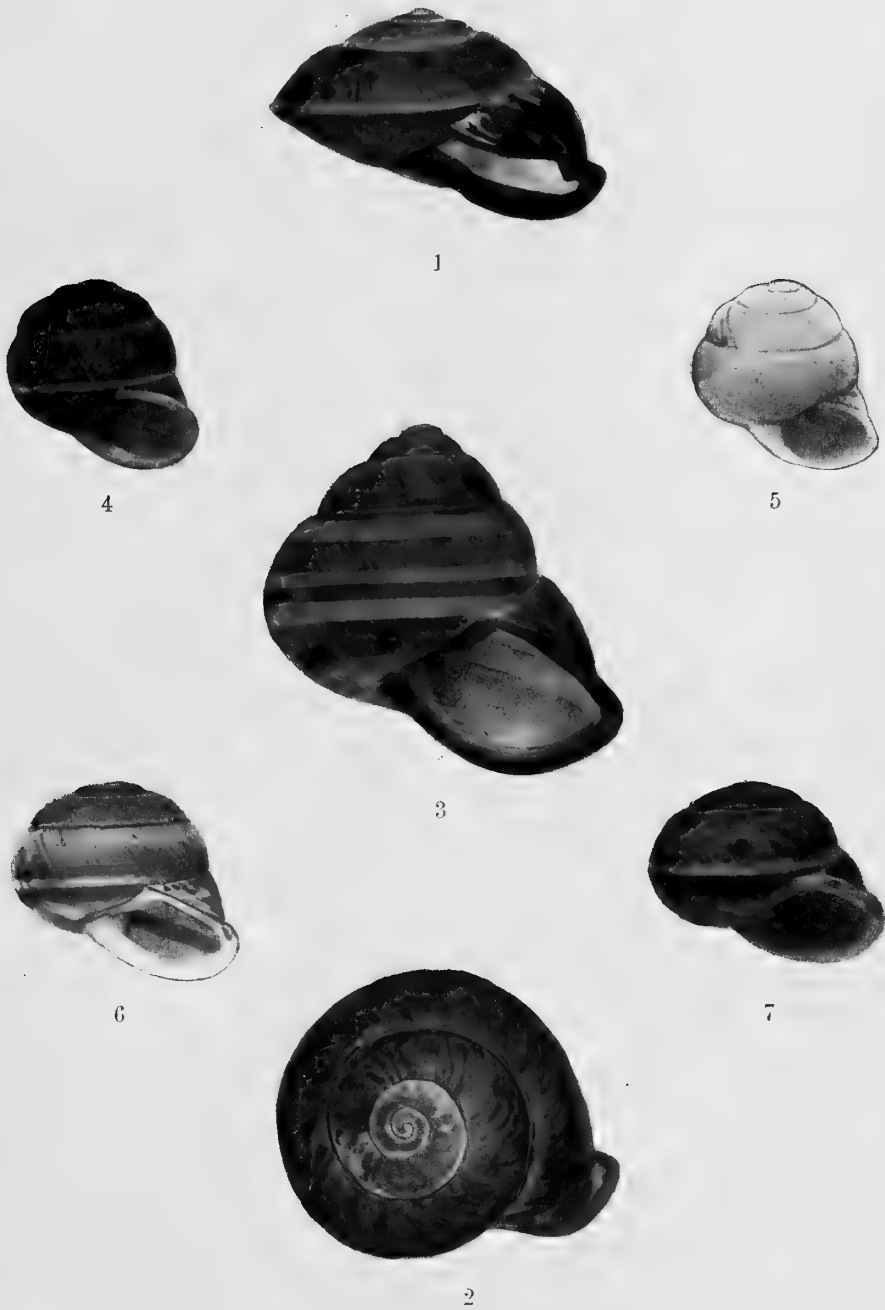
8

1, 2. *Helix Garibaldiana* Döhrn y Semper. var.—3, 4. *H. restricta* Pfeiffer.
5, 6. *H. viridiflava* Möllendorff.—7. *H. Sirena* Beck. var.—8. *H. Hügelii* Pfeiffer. var.







1, 2. *Helix Heermanni* Möllendorff.—3. *H. Trailli* Pfeiffer.—4, 5. *H. campanula* Pfeiffer.
6, 7. *H. Camelus* Pfeiffer.

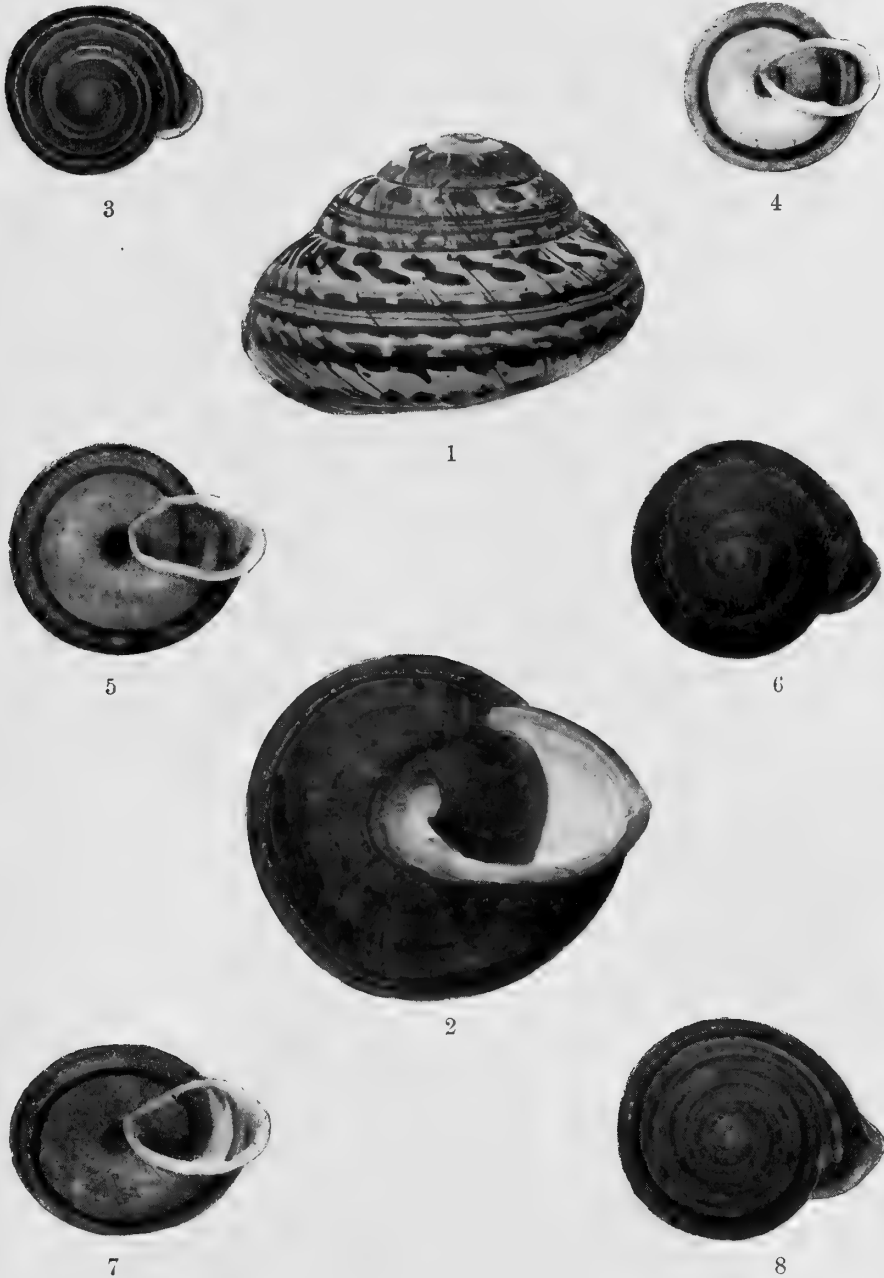


1, 2. *Helix Heermanni* Möllendorff.—3. *H. Trailli* Pfeiffer.—4, 5. *H. campanula* Pfeiffer.
6, 7. *H. Camelus* Pfeiffer.






1, 2. *Helix (Axina) Schadenbergi* Möllendorff.—3, 4. *H. platyzona* Möllendorff.
5. *H. Saranganica* Hidalgo.—6. *H. horizontalis* Pfeiffer, var.
7, 8. *H. scrobiculata* Pfeiffer.



1, 2. *Helix (Axina) Schadenbergi* Möllendorff.—3, 4. *H. platyzona* Möllendorff.
5. *H. Saranganica* Hidalgo.—6. *H. horizontalis* Pfeiffer. var.
7, 8. *H. scrobiculata* Pfeiffer.



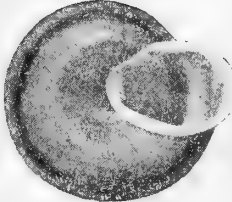
1



3



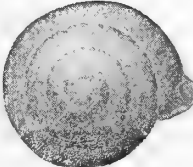
9




2



8



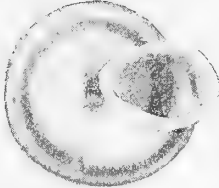
7



6




5




4


1 á 5. *Helix Reeveana* Pfeiffer.—6 á 9. *H. parmula* Broderip.



1



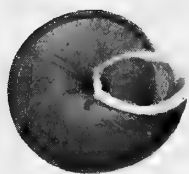
3



9




2




8



7



6




5




4


1 á 5. *Helix Reeveana* Pfeiffer.— 6 á 9. *H. parmula* Broderip.



1



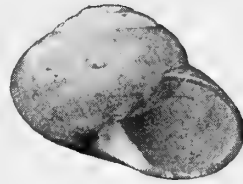
2




3



4



5



6



7




8


1. *Cochlostyla indusiata* Pfeiffer. var.—2. *C. streptostoma* Möllendorff.—3. *C. mirabilis* Ferussac. var.—4, 5. *Helix æruginosa* Pfeiffer. var.—6. *C. Carolus* Deshayes. var.
7. *C. collodes* Sowerby.—8. *Helix stolidota* Quadras y Möllendorff.



1



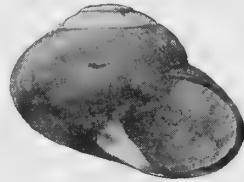
2



3



4




5



6



7




8

1. *Cochlostyla indusiata* Pfeiffer, var.—2. *C. streptostoma* Möllendorff.—3. *C. mirabilis* Ferussac, var.—4, 5. *Helix æruginosa* Pfeiffer, var.—6. *C. Carolus* Deshayes, var.
7. *C. collodes* Sowerby.—8. *Helix stolidota* Quadras y Möllendorff.



1. *Amphidromus Everetti* Fulton.—2. *A. nigrofilosus* Rochebrune.
3, 4. *A. dubius* Fulton.—5, 6. *A. entobaptus* Dohrn.—7, 8. *A. versicolor* Fulton.




1



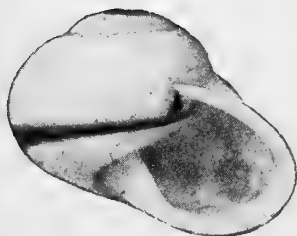
2



3



4




5




6


1. *Cochlostyla Lalloensis* Pfeiffer. — 2. *C. pulcherrima* Sowerby. var.
3. *C. Circe* Pfeiffer. var. — 4. *C. latitans* Broderip. — 5. *C. Albaiensis* Sowerby. var.
6. *C. depressa* Semper. var.



1




2




3



4




5




6

1. *Cochlostyla Lalloensis* Pfeiffer. — 2. *C. pulcherrima* Sowerby. var.
3. *C. Circe* Pfeiffer. var. — 4. *C. latitans* Broderip. — 5. *C. Albaiensis* Sowerby. var.
6. *C. depressa* Semper. var.




1 á 3. *Cochlostyla fictilis* Broderip.—4. *C. Leopardus* Pfeiffer.
5. *C. Mindoroensis* Broderip.—6. *C. cinninna* Sowerby. var.—7. *C. Philippinensis* Pfeiffer.
8. *C. Pithogaster* Ferussac. var.






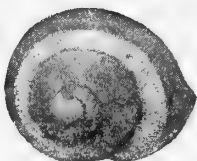
1 á 3. *Cochlostyla fictilis* Broderip.—4. *C. Leopardus* Pfeiffer.
5. *C. Mindoroensis* Broderip.—6. *C. cinninna* Sowerby. var.—7. *C. Philippinensis* Pfeiffer.
8. *C. Pithogaster* Ferussac. var.



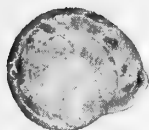
1




3



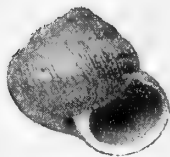
2




4




7



6




5



8



9




10




11

1 á 3. *Helix psittacina* Deshayes.—4, 5. *H. flavopicta* Quadras y Möllendorff.
6. *H. Mighelsiana* Pfeiffer.—7, 8. *H. Gmeliniana* Pfeiffer.—9. *H. Thersites* Broderip. var.
10. *H. Quadrasi* Möllendorff.—11. *H. Schadenbergi* (*Eulota*) Möllendorff.




1



3



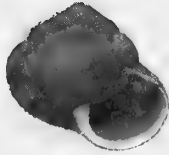
2




4




7



6




5




8



9




10



11


1 á 3. *Helix psittacina* Deshayes.—4, 5. *H. flavopicta* Quadras y Möllendorff.
6. *H. Mighelsiana* Pfeiffer.—7, 8. *H. Gmeliniana* Pfeiffer.—9. *H. Thersites* Broderip. var.
10. *H. Quadrasii* Möllendorff.—11. *H. Schadenbergi* (*Eulota*) Möllendorff.




1, 2. *Helix Reginæ* Broderip. var. *Elisabethæ*.—3, 4. *H. caliginosa* Adams y Reeve.
5, 6. *H. cristatella* Quadras y Möllendorff.—7, 8. *H. malleata* Quadras y Möllendorff.
9. *H. phloiodes* Pfeiffer.—10. *H. paradoxa* Pfeiffer. var.




1, 2. *Helix Reginae* Broderip. var. *Elisabethae*. — 3, 4. *H. caliginosa* Adams y Reeve.
5, 6. *H. cristatella* Quadras y Möllendorff. — 7, 8. *H. malleata* Quadras y Möllendorff.
9. *H. phloiodes* Pfeiffer. — 10. *H. paradoxa* Pfeiffer. var.



4




1



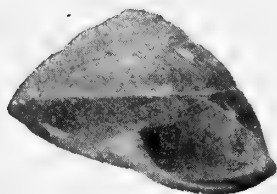
6



5



7



3




8




9



2



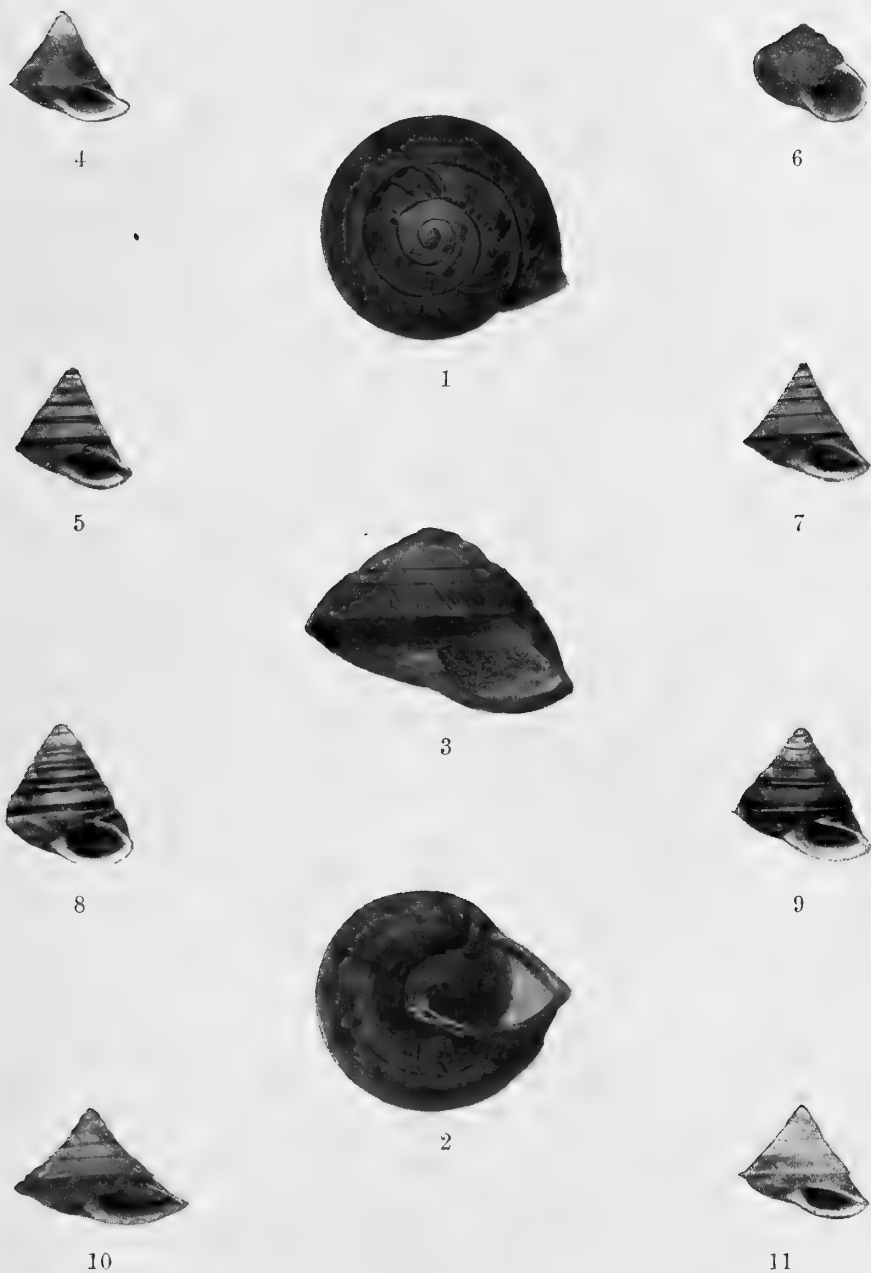
10



11

1, 2. *Helix Zebuensis* Broderip. var.—3. *H. carbonaria* Sowerby. var.
 4, 5. *H. Fernandezi* Hidalgo.—6. *H. dissimilis* Semper.—7. *H. stenodesma* Quadras y
 Möllendorff.—8. *H. catocyrtia* Quadras y Möllendorff.—9. *H. pæcilotrochus* Möllendorff.
 10. *H. Planasi* Hidalgo.—11. *H. apex* Quadras y Möllendorff.





1, 2. *Helix Zebuensis* Broderip. var.—3. *H. carbonaria* Sowerby. var.
 4, 5. *H. Fernandezi* Hidalgo.—6. *H. dissimilis* Semper.—7. *H. stenodesma* Quadras y Möllendorff.—8. *H. catocyrtia* Quadras y Möllendorff.—9. *H. pæcilotrochus* Möllendorff.
 10. *H. Planasi* Hidalgo.—11. *H. apex* Quadras y Möllendorff.







OBRAS MALACOLÓGICAS

DE

J. G. HIDALGO

comprenant tous les écrits de l'auteur, les publiés et les inédits, jusqu'à ce jour. 12 vol. de texte et atlas de plus de 500 planches noires. (Edition coloriée, seulement 100 exemplaires.)

PARTIE I. Études préliminaires sur la faune malacologique des îles Philippines. 2 vol.

PARTIE II. Études préliminaires sur les mollusques terrestres et marins de l'Espagne, du Portugal et des îles Baléares. 2 vol.

PARTIE III. Description des mollusques recueillis par la Commission scientifique envoyée par le Gouvernement espagnol à l'Amérique méridionale. 1 vol.

PARTIE IV. Description des mollusques testacés des îles Philippines. 5 vol.



PARTIE V. Description des mollusques terrestres de l'Espagne, du Portugal et des îles Baléares. 1 vol.

PARTIE VI. Description des mollusques marins de l'Espagne, du Portugal et des îles Baléares. 1 vol.

Déjà publié en de 189 ..

TEXTE. Livraisons à avec pages.

ATLAS. Livraisons à avec planches
contenant figures.



MEMORIAS DE LA REAL ACADEMIA DE CIENCIAS
EXACTAS, FÍSICAS Y NATURALES DE MADRID

OBRAS
MALACOLÓGICAS

DE

J. G. HIDALGO

MIEMBRO DE LA REAL ACADEMIA DE CIENCIAS DE MADRID

—
ATLAS
—

Entrega 5 con 15 láminas en color

MADRID: 189...

IMPRENTA DE DON LUIS AGUADO

8, PONTEJOS, 8




Obras malacológicas

Atlas - Livraison 5^e


~~30 planches noires (provisoirement).~~



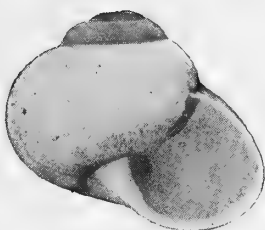
7




8



5




2




1



4



3



6

1 á 3. *Cochlostyla pudibunda* Semper. — 4 á 6. *C. Dautzenbergi* Hidalgo.
7, 8. *C. denticulata* Jay.



3



4



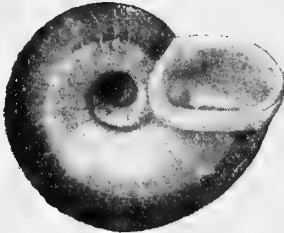
1



5



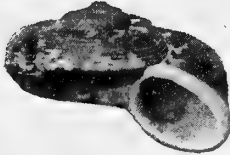
6



2



7



8

1 á 8.—Cyclophorus Woodianus Lea. variedades.




3



4



1



5



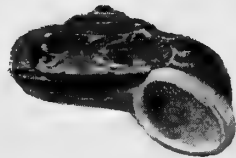
6



2




7




8

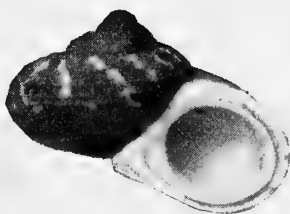
1 á 8.—*Cyclophorus Woodianus* Lea. variedades.




2



3



1




5



4



6




7




8

1. *Cyclophorus Barandæ* Hidalgo.—2 á 5. *C. tigrinus* Sowerby.
6 á 8. *C. Prietoi* Hidalgo.



2



3




1




5



4



6

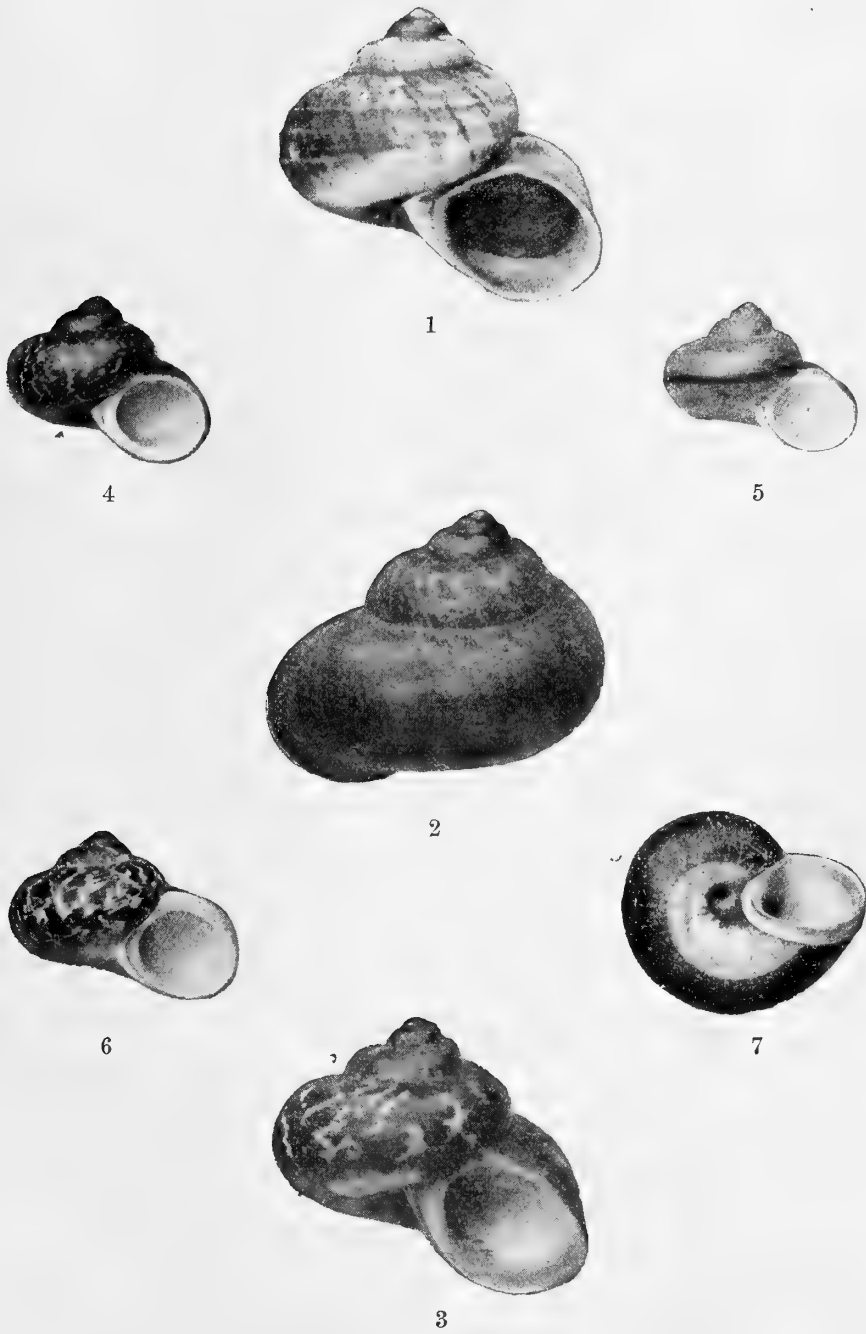


7



8

1. *Cyclophorus Barandæ* Hidalgo.—2 á 5. *C. tigrinus* Sowerby.
6 á 8. *C. Prietoi* Hidalgo.



1 á 4. *Cyclophorus validus* Sowerby.— 5 á 7. *C. picturatus* Pfeiffer.

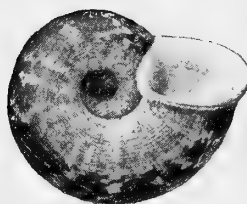


1 á 4. *Cyclophorus validus* Sowerby.— 5 á 7. *C. picturatus* Pfeiffer.






3



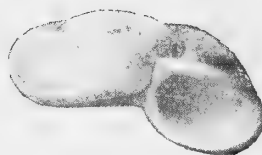
4




1



5



6



2



7

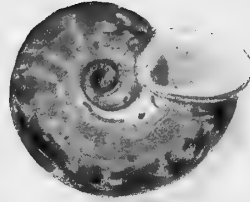


8

1. *Cyclophorus Daraganicus* Hidalgo.
2. *C. aetarum* Möllendorff.—3, 4. *C. Woodianus* Lea. var.—5 á 8. *C. Smithi* Hidalgo.




3



4



1



5



6



2




7



8

1. *Cyclophorus Daraganicus* Hidalgo.
2. *C. aetorum* Möllendorff.—3, 4. *C. Woodianus* Lea. var.—5 á 8. *C. Smithi* Hidalgo.





1. *Nanina Rhea* Pfeiffer.—2. *N. Zeus Jonas*. var.—3. *N. Antonii* Semper.
4. *N. semiglobosa* Pfeiffer.—5 á 7. *N. sagittifera* Pfeiffer. variedades.






1. *Nanina Lamarckiana* Lea.—2 y 3. *N. connectens* Möllendorff.—4 y 5. *N. dvitija* Semper.—6. *N. semiglobosa* Pfeiffer.—7. *N. Darondeai* Souleyet.



1



2



3


1. *Nanina Uranus* Pfeiffer.—2 y 3. *N. ovum* Valenciennes. var.



1 y 2. *Helix intorta* Sowerby. var. — 3 y 4. *H. monochroa* Sowerby. var.
5. *Nanina semiglobosa* Pfeiffer. var.
6. *N. Semperi* Möllendorff. — 7 y 8. *Helix Trailli* Pfeiffer. var.



1 á 4. *Cochlostyla Quadraasi* Hidalgo.—5 á 7. *C. electrica* Reeve.—8, 9. *C. chrysalidi-*
formis Sowerby.



OBRAS MALACOLÓGICAS

DE

J. G. HIDALGO

comprenant tous les écrits de l'auteur, les publiés et les inédits, jusqu'à ce jour. 12 vol. de texte et atlas de plus de 500 planches noires. (Edition coloriée, seulement 100 exemplaires.)

PARTIE I. Études préliminaires sur la faune malacologique des îles Philippines. 2 vol.

PARTIE II. Études préliminaires sur les mollusques terrestres et marins de l'Espagne, du Portugal et des îles Baléares. 2 vol.

PARTIE III. Description des mollusques recueillis par la Commission scientifique envoyée par le Gouvernement espagnol à l'Amérique méridionale. 1 vol.

PARTIE IV. Description des mollusques testacés des îles Philippines. 5 vol.

PARTIE V. Description des mollusques terrestres de l'Espagne, du Portugal et des îles Baléares. 1 vol.

PARTIE VI. Description des mollusques marins de l'Espagne, du Portugal et des îles Baléares. 1 vol.

Déjà publié en *Novembre* de 18*903*

TEXTE. Livraisons *1* à *6* avec *2513* pages.

ATLAS. Livraisons *1* à *8* avec *150* planches

coloriées contenant *1136* figures.



Fechas de la publicación de las 150 láminas de este fascículo:

Año 1891. Láminas 1, 4 á 19, 21 á 25, 49, 51; 58, 59, 61, 62, 65 y 67.

Año 1894. Láminas 28 á 33, 35, 39, 42, 44, 45; 47, 48, 50, 53, 54, 56, 57, 60, 63, 64, 66 y 68 á 75.

Año 1897. Láminas 2, 3, 20, 26, 27, 34, 36 á 38, 40, 41, 43, 46, 52, 55, 76 á 102, 104 y 155.

Año 1901. Láminas 103, 105 á 145 y 147 á 150.

MEMORIAS DE LA REAL ACADEMIA DE CIENCIAS
EXACTAS, FÍSICAS Y NATURALES DE MADRID

OBRAS
MALACOLÓGICAS

DE

J. G. HIDALGO

MIEMBRO DE LA REAL ACADEMIA DE CIENCIAS DE MADRID

—
ATLAS
—

Entrega 6 con 20 láminas en color

MADRID: 189 1904.

IMPRENTA DE DON LUIS AGUADO

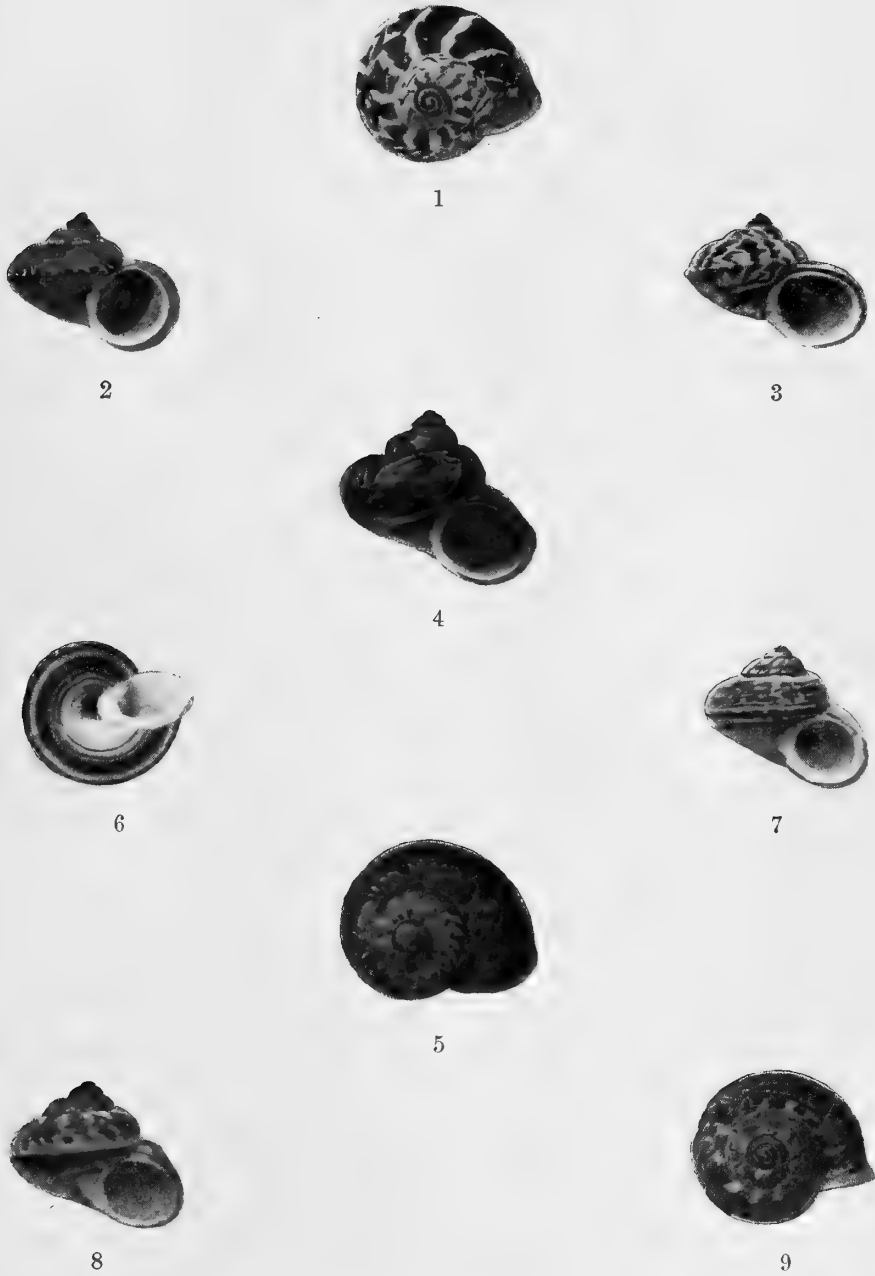
8, PONTEJOS, 8






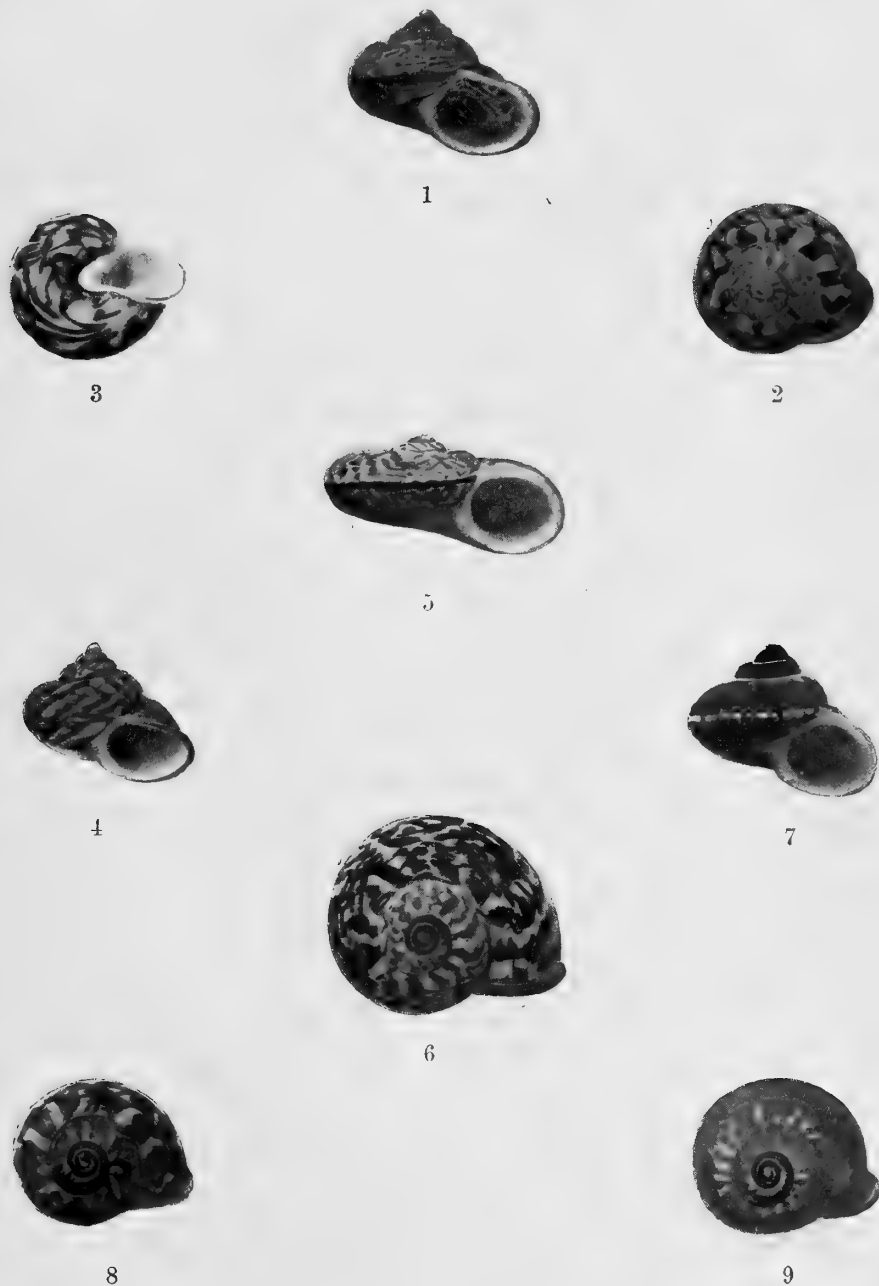
1 á 9. *Cyclophorus Sowerbyi* Hidalgo.
(Figuras del doble del tamaño natural.)






1. *Cyclophorus Thersites* Shuttleworth.—2, 3. *C. acutimarginatus* Sowerby.
4, 5. *C. leucostoma* Pfeiffer.
6, 7. *C. Batanicus* Quadras y Möllendorff.—8, 9. *C. canaliferus* Sowerby.





1, 2. *Cyclophorus sericinus* Quadras y Möllendorff.
3, 4. *C. Coronensis* Möllendorff.—5, 6. *C. Woodianus* Lea. var. *intercedens*.
7 á 9. *C. Semperi* Kobelt.






1. *Cochlostyla Hindsii* Reeve.—2. *C. Hidalgoi* Möllendorff.—3 á 5. *C. smaragdina* Reeve. var.—6. *C. decorata* Ferussac. var.—7. *C. Circe* Pfeiffer. var.







1




2




3




7




8



4



5



6

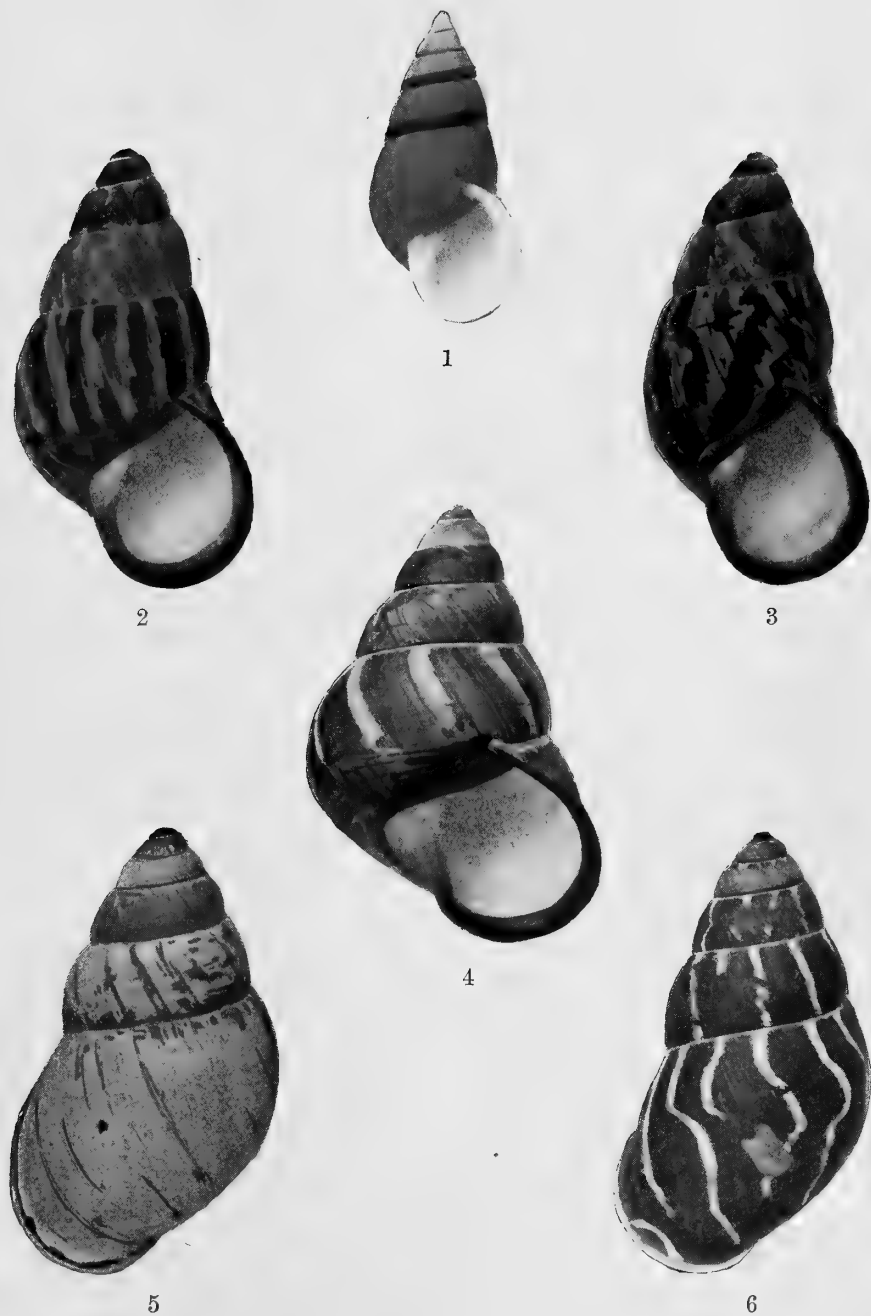
1 à 6.—*Cochlostyla mirabilis* Ferussac. var.—7, 8. *C. Albaiensis* Sowerby. var.





1, 2. *Cochlostyla viridostriata* Lea. var.—3 á 6. *C. florida* Sowerby. var.
7. *C. Ticaonica* Broderip. var.






1. *Cochlostyla porracea* Jay. var.—2, 3. *C. Mindoroensis* Broderip. var.
4. *C. Imperator* Pfr. var.—5. *C. Pictor* Broderip. var.—*C. fulgetrum* Broderip. var.






1. *Cochlostyla bicolorata* Lea.—2. *C. intermedia* Quadras y Möllendorff.
3 y 4. *C. Fischeri* Hidalgo. var.—5 á 8. *C. ovoidea* Lamarck. var.





7



1



8




3




2



4



5




6

1. *Cochlostyla fulgens* Sowerby. var.—2. *C. rustica* Mousson. var.
3. *C. virgata* Jay. var.—4. *C. porracea* Jay. var.—5. *C. Limansauensis* Semper var.
6. *C. Sphaerion* Sowerby. var.—7. *C. Dumonti* Pfeiffer. var.
8. *C. Quadrasi* Hidalgo. var.

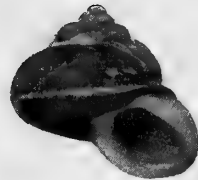


1. *Cochlostyla melanocheila* Valenciennes. var.
2. *C. ferruginea* Lea.—3. *C. Luzonica* Sowerby. var.—4. *C. Dalli* Hidalgo.
5. *C. erythrospira* Möllendorff. var.—6. *C. dimera* Jonas. var.
7. *C. Albaiensis* Sowerby. var.

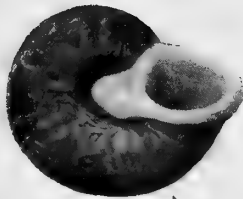




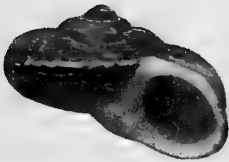
1




2




3



4



6



8




5




7


1. *Cyclophorus cruentus* Martens.—2. *C. Benguetensis* Hidalgo.
3 à 5. *C. appendiculatus* Pfeiffer.—6, 7. *C. appendiculatus* Pfeiffer. var.
8. *C. Woodianus* Lea. var.



1



2



3



4



5



6




7




8

1, 2. *Cyclophorus Quadrasi* Hidalgo.—3 á 8. *C. linguiferus* Söwerby.






1




5



6




2




3




4



7

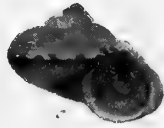


8




9


1 á 4. *Cyclophorus acutimarginatus* Sowerby.
5, 6. *C. Palawanensis* Smith.—7 á 9. *C. Fernandezi* Hidalgo.




1



2




3




4




5




6



8



9

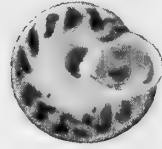


7

1. *Cyclophorus pterocyclus* Möllendorff.—2, 3. *C. lingulatus* Sowerby.
4 á 7. *C. Reevei* Hidalgo.—8, 9. *C. Bustoi* Hidalgo.



2




3




1



4



5



6



7



8

1. *Helix Thersites* Broderip.—2. *Cyclophorus punctatus* Grateloup.
3 á 6. *C. Philippinarum* Sowerby.—7, 8. *Japonia Guimarasensis* Sowerby.
(Figuras 3 á 8 del doble del tamaño natural.)



OBRAS MALACOLÓGICAS

DE

J. G. HIDALGO

comprenant tous les écrits de l'auteur, les publiés et les inédits, jusqu'à ce jour. 12 vol. de texte et atlas de plus de 500 planches noires. (Edition coloriée, seulement 100 exemplaires.)

PARTIE I. Études préliminaires sur la faune malacologique des îles Philippines. 2 vol.

PARTIE II. Études préliminaires sur les mollusques terrestres et marins de l'Espagne, du Portugal et des îles Baléares. 2 vol.

PARTIE III. Description des mollusques recueillis par la Commission scientifique envoyée par le Gouvernement espagnol à l'Amérique méridionale. 1 vol.

PARTIE IV. Description des mollusques testacés des îles Philippines. 5 vol.

PARTIE V. Description des mollusques terrestres de l'Espagne, du Portugal et des îles Baléares. 1 vol.

PARTIE VI. Description des mollusques marins de l'Espagne, du Portugal et des îles Baléares. 1 vol.

Déjà publié en *Décembre* de 189 *1904*

TEXTE. Livraisons *1* à *6* avec *2500* pages.

ATLAS, Livraisons *1* à *6* avec *170* planches contenant figures.

1819



SMITHSONIAN INSTITUTION LIBRARIES



3 9088 01670 2052