











*Washington, D.C.*  
BULLETIN NO. 1. INDIANA DEPARTMENT OF GEOLOGY AND  
NATURAL RESOURCES.

*With the regards of the  
Author.*

# ON THE COLEOPTERA

KNOWN TO OCCUR IN INDIANA

---

By  
W. S. BLATCHLEY,  
INDIANAPOLIS, INDIANA.

---

INDIANAPOLIS :  
WM. B. BURFORD, CONTRACTOR FOR STATE PRINTING AND BINDING  
1910

The Department of Geology and Natural Resources was first organized as a Department of Geology and Natural History, its name being afterward changed for political reasons alone. It has therefore been the custom of both the present director of the Department and his predecessors to issue from time to time, in the annual reports, papers on the Natural History of the State. Among the many papers so published have been Jordan's "Fishes of Indiana" in the Sixth Annual Report; Hays' "Reptiles and Batrachians" and Blatchley's "Butterflies" in the Seventeenth Report; Blatchley's "Orthoptera of Indiana" in the Twenty-seventh Report; Cook's "Gall Insects" in the Twenty-ninth Report, and Hahn's "Mammals of Indiana" in the Thirty-third Report.

In accordance with previous custom the following paper on the Coleoptera of Indiana was prepared and offered for publication as a part of the Thirty-fourth (1909) Report. The State Printing Board refused to issue it as a part of said volume, and the paper was therefore withdrawn and is issued as a special bulletin of the Department of Geology, the authority for so doing being embodied in the following section of chapter 181 of the Acts for 1907:

Sec. 2. The director of said Department may, at his discretion, have printed from time to time such matter in bulletin form as he may deem especially important, and the same shall be paid for out of any funds appropriated for the expenses of the Department.

On account of the small sum (\$3,800 per year) allotted for the expenses of the Department of Geology, it has been possible to issue but one thousand copies of the bulletin.

W. S. BLATCHLEY.

April 15, 1910.

AN ILLUSTRATED  
DESCRIPTIVE CATALOGUE

OF THE

COLEOPTERA OR BEETLES

(EXCLUSIVE OF THE RHYNCHOPHORA)

KNOWN TO OCCUR IN INDIANA

---

WITH BIBLIOGRAPHY AND DESCRIPTIONS OF NEW SPECIES

---

*By* W. S. BLATCHLEY  
INDIANAPOLIS, INDIANA

## INTRODUCTION.

---

Of all the many forms of life which exist upon the surface of this old earth of ours, and which are our daily companions for good or ill during our few years' stay thereon, none are more numerous or less known than insects. Not only are they abundant as individuals, but the number of species is many fold greater than that of all other animals taken together. Both on land and in water they occur by millions, yet the life history of even the house-fly is known to but few. Many are the worst enemies with which the farmer has to contend, while others are to him worth far more than their weight in gold, yet to most farmers the beneficial and the injurious are as one, because he has no way of telling them apart. Not only from his wheat and corn, his grass and trees, his fruit and vegetables do the injurious ones take toll, but on his carpets, his clothes and even his blood they prey. More than six hundred millions of dollars is the average loss they entail to agriculture in the United States alone each year, yet not one farmer in thirty knows the names of a score of different kinds.

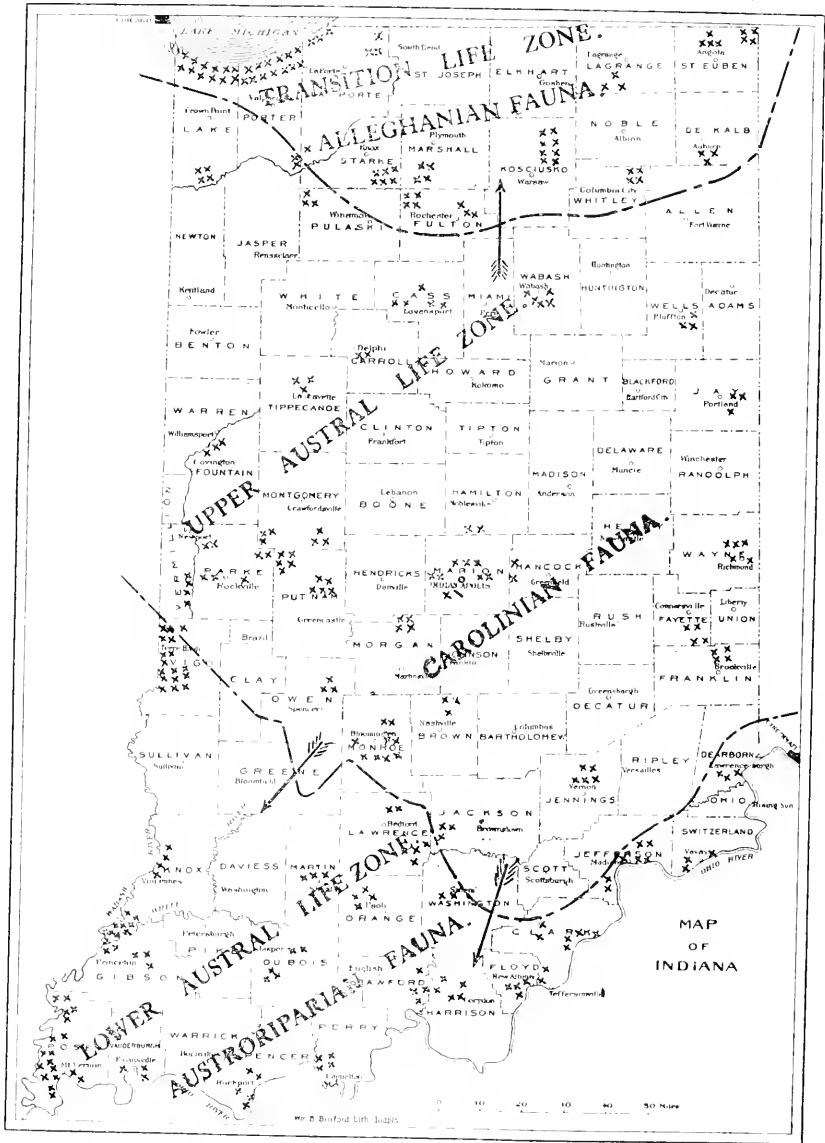
The reason of this ignorance is not hard to understand. The first thing which a boy, a girl, or even a man or woman asks about something is, "What is it?" "What is its name?" If nobody can tell them its name or even its position among and relation to the other things about them, they soon forget and ignore it for all time to come, unless by its preying upon them or on their property it causes such harm or loss as to cause them to give it a name of their own. Some of their neighbors may also suffer loss or injury by the same form of life and they may give it a wholly different name. This may continue until the same thing, insect or whatsoever it be, may have half a dozen or more common names. In time, however, a scientist, or one with more knowledge of that particular group of living things, comes along and recognizes that what is known by one name in one place is the same thing called by another name somewhere else. He assigns a technical name, provided one has not already been given it by some other scientist, and shows its place among and relation to all of its kind. If he can do this in such a way that the boy or girl, or the farmer can understand, they will, in future, be able to use the right name when talking or writing about that particular object of nature.

The name, the place which it holds among other objects of nature, its relation to them and through them to mankind, is therefore the primary or essential knowledge concerning any bird, insect or plant which the true student of nature should desire. He can get the name and its place in nature only through books prepared by the scientist, and if these are lacking his study of nature is most seriously handicapped.

For 25 years the collecting and study of the beetles of Indiana has been one of the hobbies to which I have given much spare time. Happiest those days in which I have wandered far and wide through field and woodland, adding here and there some specimen before unseen, noting now and again some life habit, some food-plant or place of retreat, before unobserved. Ever and always, however, have I felt the need of some one work to which I could refer, some manual or descriptive list by which I could locate the name and place of the specimens at hand. Since the beetles or Coleoptera form one of the most abundant and attractive groups of insects and are easily collected and preserved, they would furnish a favorite subject for study, especially in high schools, could they only be easily named and placed. But the literature through which their original descriptions are scattered comprises hundreds of papers and books, many of which have been out of print for years. The student, therefore, who becomes interested and attempts their study soon gives it up as a hopeless task, unless he has access for reference to some large named collection, or can secure aid from specialists in some locality where such collection is located. Having, as above stated, experienced for years the need of a descriptive work which included the species found in Indiana and adjoining States, and having possessed myself at much cost and labor with most of the scattered literature pertaining to the group, I have prepared the present paper, not for specialists in Coleoptera, but for beginners, a few of whom, I trust, may in time become enough interested to devote their lives to the ever-pleasing, health-giving and inspiring study of Nature. That many mistakes have crept into it there is no doubt, but it is offered as the best that I can give with the facilities at hand.

The paper is in very great part based upon species which I have seen from Indiana. These are in my private collection, or if not there represented, are in the collections of A. B. Wolcott of Chicago, R. L. Webster of Ames, Iowa, or Chas. Dury of Cincinnati, who have loaned me specimens from time to time. In a very few in-

stances, all of which are noted in the text, I have included well recognized species described by Thomas Say from Indiana, examples of which I have not seen from the State. Mr. Say was, from



Sketch map of Indiana, showing the life zones of the State and the localities (marked by 'x's) in which collecting has been done. The Upper Austral life zone, represented by the Carolinian fauna, covers the entire State, overlapping the Transition life zone represented by the Alleghenian fauna in the north and the Lower Austral life zone, represented by the Austro-riparian fauna in the south.



1820 to 1834, the most noted of American Entomologists, and for much of that time resided at New Harmony, Posey County, Indiana, where much of his writing was done and where, doubtless, most of his species mentioned as "from Indiana" were taken.

From the accompanying map of the State it will be seen that the collection has been made from so many different localities as to make it a fairly representative one. Wherever a species has been taken in more than five widely separated counties they are not mentioned in detail, but the phrases "throughout the State," "throughout the northern half of the State," etc., are used.

ACKNOWLEDGMENTS.—To one situated, as I have been, far from any great reference collection, such a paper would not have been possible had it not been for the aid, usually freely given,\* which I have received from noted students and specialists in Coleoptera, throughout the country. To many of these, specimens have been sent for examination, verification or naming. Those to whom especial acknowledgments are due are: Chas. Dury, of Cincinnati, one of the most enthusiastic and successful of naturalists, who has collected beetles for 40 years, and yet seems good for 40 more. He has helped me out with many a species and his collection has added a number to my list from the State. Chas. Liebeck, of Philadelphia, compared and verified many specimens with those in the Horn collection in that city. Frederick Blanchard, of Tyngsboro, Massachusetts, one of the most careful and experienced of American Coleopterists, passed the Haliplidæ in review and compared many other species with the Leconte types at Harvard. H. C. Fall and Dr. A. Fenyès, both of Pasadena, California, are specialists, respectively, of Ptinidæ and Aleocharinæ, and both have given me much aid in those groups. Mr. Fall has also helped me with some of the Silphidæ and Staphylinidæ. Chas. W. Leng of New York City has passed in review the species of *Cychnus* and *Donacia*, and also verified numerous other species which have been sent him from time to time. John B. Smith of New Brunswick, New Jersey, verified all

\*An exception must be made of a well known Coleopterist whose collection doubtless contains many specimens from Indiana. When I asked the privilege of looking through it for the purpose of making notes on these, he wrote: "I can not admit anyone to my collections for the purpose mentioned, for my specimens are delicately mounted and in places overcrowded, and the resulting damage would be great." When also asked to verify some specimens of Phaleridæ, he wrote: "I am too busy to undertake the identification of small species in groups which I have monographed. I have made my descriptions clear and it seems to me that you can make the identifications with the expenditure of your own time. It is surely not a source of much satisfaction to me to find that a monograph, upon which I have put much time and labor, will not serve the purpose for which it was intended, i. e., to permit others to identify their material."

doubtful specimens of Mordellidae, of which family he has made a special study. Frederick Knab of the U. S. National Museum at Washington went over the MSS. and doubtful species of Chrysomelidae, and also compared for me many other species with the types in the museum collection. A. B. Wolcott of the Field Museum of Natural History, Chicago, a specialist in Cleridae, prepared the MSS. for that family. Mr. Wolcott has also collected for years in the northern part of Lake County, Indiana, especially in the sand-dune region bordering Lake Michigan. All his Indiana material was turned over to me for examination and furnished many species which would otherwise not have been recorded from the State. J. D. Hood of Urbana, Illinois, who has made a special study of the sexual organs of *Lachnosterna*, passed in review my species of that genus. Chas. A. Hart of the Illinois Museum of Natural History, has kindly secured for me the loan of numerous volumes from the library of that museum. To Dr. E. A. Schwarz of Washington, D. C., and H. F. Wickham of Iowa City, Iowa, I am also indebted for favors shown.

Nor must I forget the memory of Dr. F. Stein of Indianapolis, with whom I spent many an hour going over and classifying specimens. Dr. Stein had a large and varied assortment of beetles from different parts of the United States, a portion of which came into my hands some years after his death. The pin labels bearing the abbreviation "Ind." were, however, few, and the dates of capture wholly lacking. For that reason very few, if any, of his specimens have been considered in the present list, though doubtless many of the unlabeled ones came from this State.

Harold Morrison of Indianapolis, C. C. Deam and E. B. Williamson of Bluffton, Dr. Robert Hessler of Logansport, and Mr. and Mrs. Max Ellis of Bloomington, have, from time to time, taken and turned over to me numerous specimens, which have either added to the species of the collection or aided much in showing their distribution within the State.

#### RELATION OF A BEETLE TO OTHER ANIMALS.

If we compare the body of a beetle with that of any vertebrate animal, as a fish, bird or squirrel, we find at once great and important differences. The vertebrate is an animal with an inner bony skeleton, two pairs of jointed limbs or appendages, and breathes by means of lungs or gills, according as it dwells in air or water. The

beetle is an animal which has no inner skeleton or bones whatever, but only a hard crust on the surface which surrounds the muscles and vital organs. This crust is composed of separate rings, placed end to end.

Animals whose bodies are thus composed of rings are called *Articulata*. They are in turn divided into two great groups, the *Vermes* and the *Arthropoda*. The *Vermes* (worms) have all the rings composing the body very nearly alike, not hardened into an outer crust or exoskeleton, and without paired limbs which are jointed. The *Arthropods* have a part of the rings bearing paired jointed appendages, and have the cuticle or outer surface consisting largely of a peculiar substance called "chitin," which is secreted or exuded by the cells which compose the cuticle. Chitin itself is insoluble and is not composed of cells, but consists of fine, irregular plates. It hardens the cuticle and thus aids the latter in protecting the delicate vital organs within, and also in forming a framework to which the muscles of movement may be attached. Between the joints the cuticle is devoid of chitin and is thin, delicate and flexible, thus allowing the necessary freedom of motion.

The Arthropoda are divided into four classes, as follows:

(a) *Crustacea* (crayfish, lobster, etc.), mostly aquatic; having the head and thorax usually united and distinct from the abdomen; breathing by means of gills or directly through the skin, the exoskeleton with carbonate and phosphate of lime in addition to chitin.

(b) *Arachnida* (spiders, mites, etc.), terrestrial; head and thorax usually combined, and bearing four pairs of legs; breathing by means of trachea.

(c) *Myriapoda* (myriapods, centipedes, etc.), terrestrial; usually worm-like, with only the head distinct; legs numerous; breathing by means of trachea.

(d) *Insecta* (grasshoppers, flies, beetles, etc.), in great part terrestrial; legs six; adults usually with one or two pairs of wings; breathing by a system of tubes called trachea, which branch and ramify through every portion of the body, and which open externally in about ten places on each side of the body instead of at the front end. The rings of the body are grouped in three regions: the *head*, the *thorax* and the *abdomen*. In general it may be said that the head contains or bears the organs of sense and of prehension and mastication of food; the thorax the organs of locomotion, and the abdomen those of reproduction.

## THE EXTERNAL ANATOMY OF A BEETLE.

Having thus seen that a beetle belongs to the class *Insecta*, it is thought best, before giving its relation to the other orders of that class, to describe briefly the external parts of a typical specimen. The beginner may thus the more readily grasp the name and location of the parts used in classification, as well as the meaning of many of the technical terms which, of necessity, have to be used in such a paper. The three regions of the body, the head, the thorax and the abdomen, will therefore be considered in order.

## THE HEAD AND ITS APPENDAGES.

The front part of the body, the head, is composed of three or more rings or segments, completely fused or compacted into a single hard box or cavity called the *epicranium*. This contains the brain and accessory ganglia, the mouth cavity and the muscles moving the mandibles, antennae and other sense organs borne on the outer surface.

The heads of beetles vary greatly in shape and size, and are joined by a membrane to the thorax. Usually the portion behind the eyes is more or less constricted into a neck, which may be very long and narrow, or short and partly or wholly immersed in the thorax. The upper part of the head is divided into three regions, the back part being called the *occiput*, the middle part behind the eyes the *vertex*, while the frontal portion, as far down as a more or less prominent transverse suture between or in front of the antennae, is called the *front*. This suture is known as the *clypeal* or *frontal* suture, and its presence or absence, position, depth, etc., is often used in classification.

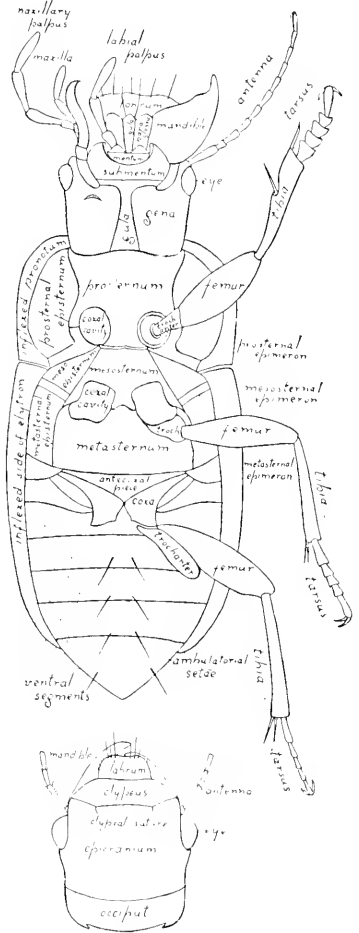


FIG. 1. Under surface and head from above of beetle (*Harpalus caliginosus*) showing the different parts. (After Smith.)

Oftentimes, and especially in the greater number of Rhynchophora or snout beetles (not included in this paper), the front is prolonged so that the distance between the eyes and mouth parts is greater in length than the rest of the head. This prolonged portion is called the *rostrum* or *beak*, and it usually has on each outer side a groove or scrobe, varying much in length and used for the reception of the long basal joints of the antennae when in repose.

In most beetles the *front* is short and the portion in front of the suture is called the *clypeus*. This varies much in form and size, being sometimes prolonged so as to extend over the mouth. When small it is by some authors called the *epistoma*. Its form, texture and the character of its front margin, whether dentate, sinuate, truncate, etc., are much used in classification, especially in the family Scarabaeidae.

The under surface of the head in front is variably excavated to form the mouth. The parts beneath the eyes and behind the mandibles forming the side borders of the mouth are the *genae* or cheeks. From the opening of the mouth two seams or sutures may usually be observed running backwards. These are the *gular sutures*, and they often converge at middle but separate at either end.

*The Mouth and Mouth Parts.* In front of or below the clypeus and above the mouth there is usually a small movable flap, called the *labrum* or upper lip. It is variable in form, is joined to the clypeus and is sometimes almost or completely hidden by the latter. In the majority of Rhynchophora the labrum is entirely wanting.

Immediately below the labrum are the jaws or *mandibles*. They also vary much in shape and size but are usually curved, often toothed on the inner side, and, in certain males, especially those of the Lucanidae, are long and often bear prongs, thus resembling somewhat the antlers of a deer. In a number of genera, as those of some Carabidae, the mandibles have a groove or scrobe on the outer side, and this often bears a large puncture from which arises an erect seta or bristle-like hair. The mandibles of beetles are so formed and attached to the epicranium as to move only in and out or to and from a median line. They are used for prehending, cutting, tearing and crushing the food; also often for defense, and rarely as clasping organs. Their range of action is often increased by movements of the entire head, which are permitted by the loose union of the head and thorax.

Attached to the sides of the head just below or behind the mandibles is a pair of aiding or accessory jaws called *maxilla*. Each

one consists of two basal pieces and three outer parts. The first or lower one of the former is called the *cardo*, and is used to hinge the other parts of the maxillæ to the head. The second, the *stipes*, is jointed to the *cardo* usually at a more or less acute angle, and forms a place of support for the outer parts. These consist of two *lobes* and one *maxillary palpus*. The lobes vary much in form and sometimes one or the other is so small as to be indistinct. The outer one, the *galea*, is often slender and divided into two joints like a palpus. The inner lobe, known as the *lacinia*, is more or less jaw-like and its inner margin is armed with flexible or stiff bristles, spines or teeth which are variable in form and often used as brushes by pollen-eating beetles. The *maxillary palpus* (plural *palpi*) arises from an upper segment of the *stipes*, called the *palpifer*. The palpi are usually 4-jointed, rarely 3-jointed (in the genus *Alcochara* alone 5-jointed). The joints vary greatly in size and form and are therefore much used in classification. The fourth one is most variable, sometimes being broad and oval or subquadrate, more often triangular or hatchet-shaped. When suddenly narrowed and more slender than the preceding, the palpi are said to be subulate or awl-shaped. The development and shape of the maxillæ of beetles, as of other insects, depend very largely upon the nature of the food, as those organs serve not only to seize and hold the food in the mouth, but also as accessory jaws, aiding the mandibles in rendering the food more suitable for swallowing. Their palpi are not only organs of touch, but in many cases act as hands in prehending and carrying morsels of food to the mouth.

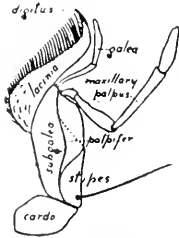


Fig. 2. Maxillæ of *Harpalus caliginosus* (After Smith.)

The floor of the mouth beneath and between the maxillæ is formed of two small pieces called the *mentum* and the *labium*. The mentum is joined to the *gula* or throat, which is the region behind or below the mouth, the suture between them being the *mental suture*. The mentum varies greatly in form and size and is often notched or emarginate in front, with a tooth at the middle of the emargination. When deeply notched the side-pieces are called *lobes*. The labium is usually in front of the mentum or in the notch between the lobes; rarely it is almost entirely hidden. It is composed of three parts, a central piece, the *ligula*, and two side-pieces called the *paraglossa*. The labium is often wholly horn-like in texture, in which case the paraglossa are not distinct. In such case the

The floor of the mouth beneath and between the maxillæ is formed of two small pieces called the *mentum* and the *labium*. The mentum is joined to the *gula* or throat, which is the region behind or below the mouth, the suture between them being the *mental suture*. The mentum varies greatly in form and size and is often notched or emarginate in front, with a tooth at the middle of the emargination. When deeply notched the side-pieces are called *lobes*.

The labium is usually in front of the mentum or in the notch between the lobes; rarely it is almost entirely hidden. It is composed of three parts, a central piece, the *ligula*, and two side-pieces called the *paraglossa*. The labium is often wholly horn-like in texture, in which case the paraglossa are not distinct. In such case the

terms *ligula* and *labium* are often used synonymously. However, in the descriptions which follow, the term *ligula* is used to designate the piece in front of the mentum bearing the *labial palpi*. These palpi are usually 3-jointed (in certain Staphylinids 2- or even 4-jointed). The terminal joint is often of the same form as that of the maxillary palpi, and offers in many cases important characters used in classification. Both mentum and labium form an under lip which prevents the food from falling backwards out of the mouth and, with the aid of the maxillæ, pass it forward to be crushed between the mandibles, the two sets of appendages thus acting much as the tongue of vertebrates.

*The Eyes.* The eyes of beetles vary greatly in size and shape, and each is composed of a large number of facets or simple lenses in each of which a single filament of the optic nerve ends. These lenses also vary much in size, and the terms "coarsely granulated" and "finely granulated" are used to denote this variation. In the family Gyrimida and in the genus *Oberca* the eyes are wholly divided, two being above and two on the lower surface of the head thus enabling the beetle to see upward and downward at the same time. In many species of Cerambycidae and other families they are often deeply notched or emarginate, either in front or on one or the other of the sides. Rarely they are wholly wanting; rarely, also, as in certain Staphylinids, there are one or two simple eyes or single lenses called *ocelli* located on the back part of the vertex, between the compound ones.

In the Cicindelida and many of the Carabida, the head bears, in addition to the regular pubescence, rather long, erect setæ or bristle-like hairs, which arise from special punctures located above and close to the inner margin of the eyes. These are known as *supraorbital setæ*.

*The Antenna.* The principal appendages attached to the head are the *antenna*. They vary greatly in form, point of insertion, and number of joints, and these characters are much used in classification. In the true Coleoptera they are inserted in front of or more rarely between the eyes, often under the side margin of the front. In the Rhynchophora they are borne upon some portion of the beak. The number of joints varies from two in *Adranes* to 25 or 27 in *Prionus*, the usual number being 11. The basal joints are usually less pubescent and of a firmer texture than the outer ones. In the latter the surface is usually more or less covered with minute pores which increase greatly the sensitive area. In those genera in

which the antennæ end in an abrupt club the pores are confined to its surface; in most cases, however, they are generally scattered over all except the basal joints.

The principal *forms* of antennæ are as follows:

(a) *Piliform* or thread-like, where the joints are cylindrical and the outer ones not or scarcely enlarged.

(b) *Setaceous* or bristle-like, where the joints are gradually more slender to the tip.

(c) *Capillary* or hair-like, where the joints are long, slender and very loosely united.




Fig. 3. Serrate antennæ and modifications: 1, serrate; 2, pectinate; 3, bipectinate; 4, flabellate; 5, plumose; 6, 7, 8, irregularly serrate. (After LeConte and Horn.)

(d) *Moniliform* or bead-like, when the joints are of nearly uniform size and rounded, thus resembling a string of beads.

(e) *Serrate* or saw-like, when the joints are triangular and compressed, presenting therefore a saw-tooth-like outline on the front margin.

(f) *Pectinate* or comb-like, when the joints are short, with their front angles much prolonged.

(g) *Bipectinate*, when each joint has a comb-like tooth on each side.

(h) *Flabellate* or fan-like, when the prolongations from the joints are very long compared with the antennæ, and fold together like a fan.

(i) *Plumose* or feather-like, when the prolongations are long, slender and flexible.

(j) *Clavate* or club-like, where the outer joints are more or less enlarged, but not triangular or leaf-like. This is among beetles the most common form of antennæ, and it grades gradually into most of the other types.



(k) *Capitate* or head-like, when the outer joints are suddenly larger, forming a compact rounded club.

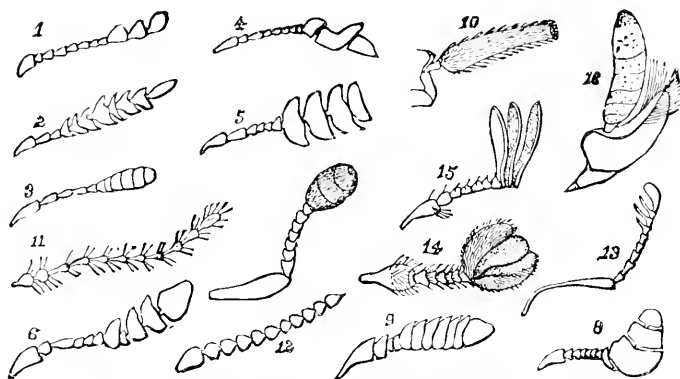


Fig. 4. 1-10, Forms of clavate antenna; 11, capillary and verticillate; 12, moniliform; 13, 14, lamellate; 15, irregular; 16, irregular. (After LeConte and Horn.)

(l) *Lamellate*, a form of clavate antennæ in which the outer joints are leaf-like plates which may be brought closely in contact, thus forming a transverse or rarely rounded club, supported at one side by the stem of the antennæ.

The antennæ are said to be *geniculate* or *elbowed* when the second joint is attached to the first in such a way as to make an obtuse angle, the joints after the second following in the same line as the latter. In this form the first or basal joint is usually much longer and is called the *scape*. When the antenna is both geniculate and capitate, the joints between the scape and club are together called the *funicle*.

The *antennal grooves* are concave, usually elongate and narrow areas on the under side of the head or prosternum, in which the antennæ are concealed or placed in repose. When on the under side of the head they usually are close to the eye and converge on the gula.

The antennæ of beetles are supposed to be primarily organs of smell, but also bear nerves of touch. In a number of species they are put to other uses; it being said that certain *Cerambycids* in walking along a slender twig use them as a rope-walker does his balancing pole; while those of certain aquatic forms are used in connection with respiration, and those of the male *Meloe* as clasping organs.

## THE THORAX AND ITS APPENDAGES.

The second division or middle region of the body of an insect is called the *thorax* and consists of three rings or segments, known respectively as the *prothorax*, *mesothorax* and *metathorax*. Within these rings are located the muscles moving the legs and wings, as well as some of the digestive organs, while attached to their upper surface are the wings and to the lower one the three pairs of legs.

*The Prothorax.* In the beetles the prothorax or front ring is separated from the other two and is usually freely movable. It consists of a dorsal or upper surface of but one piece and a ventral or lower part of five pieces. The upper part is often called the *pronotum*, but in this paper it is termed the *thorax*, since it is the median one of the three body parts visible from above. In the different species of beetles it varies greatly in size and sculpture, and these variations are very extensively used in classification.

The dorsal surface is called the *disk*, and this is usually separated from the inflexed portion or *flanks* by a sharp edge or acute margin. The relative width and length of the disk, the form of its front and hind angles, the presence or absence of a median impressed line and of impressions or foveae, the form, size and density of the punctures when present, are but a few of the many points pertaining to the thorax which are used in the description of a beetle.

*The Prosternum.* The central part of the under surface of the prothorax is the *prosternum*. It is situated in front of the coxae of the first pair of legs and often has a *process* or spine which extends backward between these coxae, its tip sometimes, as in the Elateridae, fitting into a notch or groove in the mesosternum. The prosternum is sometimes prolonged in front to form a *prosternal lobe*, which more or less conceals the mouth when the head is in repose. On either side of the prosternum and between its side margin and the flank of the pronotum (or thorax), are one or two "side-pieces." When both pieces are present the front one is called the *episternum* (plural *episterna*), and the hind one the *epimeron* (plural *epimera*). Most frequently the sutures or seams between these pieces and also between them and the flank of the pronotum are wanting, so that the disk and flanks of thorax form one unbroken piece as far as the side of the prosternum. The sutures separating the prosternum and the side-pieces are more often present and are known as the *prosternal sutures*.

The cavities in which the first pair of legs are inserted are called

the *front coxal cavities* and are either "entire" when they are enclosed behind by the junction of the prosternum and the epimera (the episterna never reaching the coxal cavities proper), or are "open behind" when a space is left protected only by a membrane. They are "separate" when the prosternum extends between them, or "confluent" when it is not visible between them.

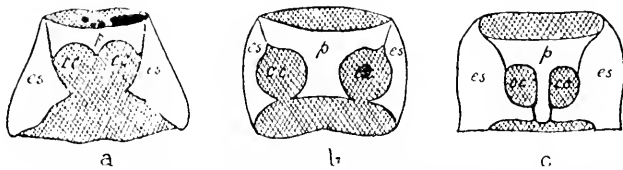


Fig. 4a. *p*, indicates the prosternum; *cc*, the coxal cavities; *es*, the thoracic side-pieces. In *a* the coxal cavities are widely open behind and confluent; in *b* they are narrowly open behind and separate; in *c* they are closed behind and separate.

(After Wickham.)

*The Meso- and Metathorax.* The middle or second thoracic segment is called the *mesothorax*, and in the beetles is very closely united with the third or hindmost one, the *metathorax*. These two form the trunk or main body of the insect, and support on their under surface the middle and hind legs and on the sides above the inner wings and elytra. The upper surface of these two segments is for the most part covered by the elytra and therefore invisible. It consists of four pieces, only one of which, the *scutellum*, a small, shield-shaped or triangular plate, is usually visible from above between the bases of the elytra. The mesothorax is much reduced in size, its chief function being to support the elytra and to help keep them together by means of its scutellum.

The ventral or lower portions of these segments consist of the same pieces as the prothorax, viz., the *mesosternum* with its side-pieces or episterna and epimera, and the *metasternum*, with the same. These pieces are usually distinct, except that the two of each segment are often united to form a single piece. The suture which separates the side-pieces of the mesosternum from those of the metasternum is always present. The form and size of these side-pieces is a character much used in classification.

*The Wings.* The great majority of adult beetles possess two pairs of wings. The first or outer pair, known as the *elytra* (singular *elytron*), or wing covers, are present, except in a few females of the family Lampyridæ, are horn-like in texture and vary greatly in shape and sculpture. They are attached to the mesothorax and usually cover the upper surface of the abdomen, but in many genera

are much shorter, leaving several segments of the abdomen exposed. Almost always they fit closely together in a straight line along the middle, this line of junction being called the *suture*. Rarely they are somewhat separated near the tips, when they are said to be *dehiscant*. Their outer front angle or shoulder is known as the *humcrus* (plural *humcri*). As in the thorax, the sides of the elytra are often separated from the upper portion or *disk* by an acute margin, beneath which a portion of each elytron is inflexed. Lying next to the edge or margin is a piece of varying width and sometimes extending from base to apex known as the *epipleura*. The entire inflexed portion is often, but wrongly, called the epipleura.

The tips or *apices* of the elytra vary greatly in shape, sometimes being truncate, more often rounded and rarely ending in sharp points or even spines. Oftentimes the side margins are more or less deeply sinuate near the tips.

The *sculpture* of the elytra is much used in classification. Very often the disk is marked with longitudinal impressed lines or fine narrow grooves called *stria*. An elytron so marked is said to be *striate*. The space between any two of these striae is termed an *interval*. When the striae are fine and shallow, the intervals are usually flat or nearly so; when deep and rather wide, the intervals are more or less convex. Very often the striae are punctate, i. e., marked by rows of *punctures* or impressed dots. The intervals are also often punctate or punctulate, the latter term meaning that the punctures are very fine. When the punctures are absent from striae or intervals they are said to be *smooth* or *impunctate*. When the punctures are not in rows but scattered here and there over the surface of the elytron they are termed *irregular* or *confused*.

In addition to the ordinary punctures above noted, or often when the elytron is otherwise smooth there may be present one or more larger impressions called *dorsal punctures*. These are usually somewhere between the suture and the third stria, though they may be anywhere on the disk. Quite often the entire upper surface of the elytra (as well as that of either or both the head and the thorax) may be seen under a lens to be very finely reticulated or covered with minute cracks like the human skin. The surface is then said to be *alutaceous*. When densely alutaceous the surface is generally more or less opaque. In addition to the forms of sculpture above mentioned the elytra may be granulate, or covered with many minute elevations; tuberculate, or with fewer and larger elevations. They may also be pitted, foveate or impressed in many ways. In addition to the sculpture they, as well as other parts of the body,

may be either sparsely, moderately or thickly clothed with hairs or pubescence, which may be prostrate, suberect or erect in position. When the pubescence is wholly absent and the surface bare they are said to be *glabrous*.

The hind pair, known as the *inner* or *true wings*, of beetles are membranous and attached to the metathorax. They are usually so arranged as to form a joint near the apex so that the entire wing can be folded under the elytra. In some species with short wing-covers the inner wings extend straight along the dorsal surface of the abdomen. Frequently they are abbreviated or wholly absent, in which case the metasternum is usually short and the elytra closely united or *connate* along the suture.

*The Legs.* As already noted the three pairs of legs possessed by the mature beetle are joined respectively to the under surface of the pro-, meso- and metasterna. The first joint of each leg, or that by which it is attached, is called the *coxa* (plural *coxae*). These vary much in shape and size and their form is therefore of great importance in classification. The front coxal cavities are formed by the prosternum and its epimera or side-pieces. The middle coxae are surrounded by the meso- and metasterna and, in some Carabidae, by the epimera of the former. The hind coxae are placed between the metasternum and the first segment of the abdomen.

At the outer end of the coxa and between it and the femur is a small piece called the *trochanter*. This is usually situated in the axis of the thigh and varies much in form, being more or less obliquely cut off. The first long piece of the leg is the thigh or *femur* (plural *femora*); following it is the shank or *tibia* (plural *tibiae*), the junction of the two being called the *knuc*. Both of these may be more or less toothed or spined and the tibiae usually bear at their outer or lower extremity one or two movable spines called *tibial spurs*. Attached to the tibiae is the foot or *tarsus* (plural *tarsi*), consisting of from one to five pieces placed end to end, though sometimes overlapping. The number and form of these tarsal joints varies exceedingly. The greatest number is five, and when one disappears it is usually lacking on all the tarsi. However, in one large group, the *Heteromera*, the front and middle tarsi each have five joints, while the hind ones

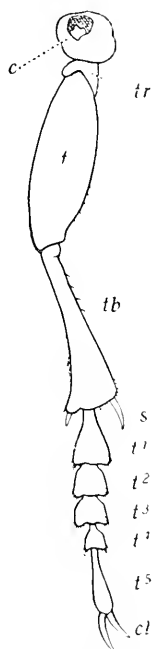


Fig. 5. Leg of a beetle, *Calosoma calidum*. *c*, coxa; *w*, trochanter; *f*, femur; *tb*, tibia; *s*, tibial spur; *t<sup>1</sup> t<sup>5</sup>*, tarsal joints; *cl*, tarsal claws.

(After Tolsom.)

have but four. Sometimes the number of joints varies in the sexes of the same species.

In form the tarsal joints may be slender and cylindrical, compressed, flattened and dilated, globular, triangular or cordiform. Frequently the next to last joint is notched or even bilobed. In some genera the under side of one or more of the joints bear membranous flaps called *tarsal lobes*. Usually, however, the under side is clothed with spines, hairs, spongy pubescence or small scales. Oftentimes the nature of this lower covering varies according to sex. The front or middle tarsi, or both, are often dilated in the male, and simple, or not dilated, in the female of the same species.

The last joint of the tarsus bears two claws, often called *ungues*, but in this paper termed *tarsal claws*. They also vary much in size and shape and the character of their lower edge. They are usually free and independently movable, but are sometimes united at base or even nearly to the tip, when they are said to be *connate*. Other terms applied to them are (*a*) *simple*, when they have the ordinary pointed form slightly but not suddenly broader at base; (*b*) *divergent*, when without being distant at base they diverge slightly; (*c*) *divaricate*, when they arise from opposite sides of the joint and form a right angle with it; (*d*) *cleft*, when each claw is deeply divided into two acute parts which may or may not be of equal length; (*e*) *bifid*, when the tip only is divided; (*f*) *appendiculate*, when provided with a square dilatation at the base; (*g*) *toothed* or *seriate*, when they bear one or more acute teeth on the lower edge; (*h*) *pectinate*, when the teeth are long, numerous and arranged like those of a comb; (*i*) *chelate*, when the claws are capable of being drawn back upon the last tarsal joint and thus enable the beetle to grasp more firmly small twigs or leaves. Between the claws there often occurs a small *pad* or flap which is more or less retractile, called the *onychium*. One of the claws is often much smaller than the other and rarely one or even both of them are absent.

#### THE ABDOMEN.

The third or hindmost portion of the body is called the *abdomen*. It consists of nine or ten rings or segments placed end to end, the basal one being attached to the metathorax. Of these but five to seven are usually visible, the others being retracted or coalescent at base and tip. These rings are divided into two portions, the upper or *dorsal* segments more or less covered by the elytra, and the lower or *ventral* segments visible beneath. These dorsal and ventral segments are joined by membrane along the sides above, the next to last

pair being usually more firmly united. On raising the elytra the number of dorsal segments visible is almost always greater than those below, and in most cases their texture is less dense and often membranous.

The breathing pores or *spiracles*, opening into the tracheæ or air tubes, are located in the connecting membrane or in the upper inflexed portion of the ventral segments; an additional spiracle is also usually located on the under side of the prothorax behind the outer limit of the coxal cavity.

The anal opening is located between the last dorsal and the last ventral and just below it is the genital opening. Each side of this are horny valves, sometimes of very complex structure, termed the *genital armature*.

Where the dorsal segments are not covered by the elytra, the last one is called the *pygidium* and the next to last the *propygidium*. The ventral segments may be either entirely free, so that the abdomen is flexible, as in the Staphylinida, or they may be more or less closely united so that the last one alone is movable. The cross sutures connecting them are usually plainly visible. Both they and the dorsal segments are, however, often punctured or otherwise sculptured, and pubescent, as is also the under surface in front of the abdomen.

*Stridulating organs*, used for producing sound or sexual calls, are present in a number of species, but are much less common and more simple than in the Orthoptera. They usually consist of fine wrinkles or ridges placed side by side, and the sound is produced by rubbing over these some other nearby portion of the body. For the most part these ridges are located upon some one of the abdominal segments and are rubbed by either the elytra or the hind legs.

The above constitute the more important external parts of a beetle, the characters of which are used in determining its name and position among the members of the order Coleoptera. As already seen, these different parts vary much in size and form, but the names above given to them apply as well to the members of one family as to those of another. Many other descriptive terms will also be found in the pages which follow, but they, for the most part, will be self-explanatory, or will be defined in the accompanying glossary. By referring to such figures as are given and by observing very carefully the parts of the specimen in hand, the beginner need have but little hesitation in deciding as to whether the description agrees with that specimen.

## RELATIONS OF THE BEETLES OR COLEOPTERA TO OTHER INSECTS.

All true insects can be separated into one of two great groups, based upon the kind of changes or transformations which they undergo before reaching the adult or winged stage. To one group, the *Heterometabola*, belong those insects in which the metamorphosis (or changes which they undergo after hatching from the egg) is *incomplete*. In this group the young, when hatched, is of the same general form as the parent, but wholly wingless. As the insect grows it moults its skin a number of times and wings develop gradually, there being no sharp line defining the larval and pupal stages. The young of all stages are called "nymphs;" they continue active and feed from the time of hatching until they reach the final moult and emerge therefrom mature or in the imago stage. Familiar examples of the Heterometabola are the locust, grasshopper, katydid, dragon-fly, squash-bug and chinch-bug.

The second group, the *Metabola*, comprises those insects which undergo what is termed a *complete metamorphosis*. In this group there are four distinct stages—the egg, larval, pupal and imago—in the order named. No insect is hatched from the egg with wings, and when an insect reaches the winged stage it is adult, and never grows thereafter. Thus the gnats and midges are not the sons and daughters of the larger flies, but are full-grown insects of themselves, which are undergoing the fourth or last stage of their lives. The second, the *larval* or worm-like stage, is the one in which the insect of this group is commonly the most injurious, for then it eats voraciously, and then is the only period of its life when it grows in size. The *pupal*, or third stage, is usually a quiescent one, the insect eating nothing and not increasing in size, but undergoing great changes of form. Thus the homely and often repulsive grubs, maggots and caterpillars, which are the larval forms of the beetles, flies and butterflies, respectively, enter the third stage as worm-like, crawling creatures, and emerge from it as beautiful winged forms, sometimes glistening and gleaming with all the colors of the rainbow. This change of life and form is undoubtedly of great advantage to most of this group of insects, as it tends to prevent the extinction of the species; since, if at a given moment the parents were swept out of existence, the young, living in a different station, would continue to represent the species.

It is to this second group, the Metabola, whose members undergo a complete metamorphosis, that the Coleoptera or beetles belong.



From the other orders of this group (viz., the *Diptera* or flies, the *Lepidoptera* or butterflies and moths and the *Hymenoptera* or ants, bees and wasps), the *Coleoptera* may be known by having *the front wings or elytra not fitted for flight, but shell-like, reposing on the back of the body and fitted together along the middle in a straight line or suture; inner wings membranous and folded beneath the elytra; mouth with mandibles; lower lip not divided along the middle.*

The name *Coleoptera* is derived from two Greek words, *colcos*, a sheath, and *pteron*, a wing, and refers to the shield-like covering afforded by the elytra. At the present time the *Coleoptera* are far more numerous in species than any other order of insects, about 150,000 being known and named from the different regions of the earth. Of these about 12,000 species are known from North America. While much more numerous than the flies, bees and butterflies, they are less often seen, as their habits are terrestrial rather than aerial in nature.

#### THE CLASSIFICATION OF COLEOPTERA.

As in other classes and orders of animal and plant life, the beetles or *Coleoptera* of North America have been carefully studied by various students, and to each species has been given a specific Latin name. Each species has also been assigned to a certain *genus*, or group of species agreeing in some one character or series of characters, which also bears a Latin name. These two Latin names combined, followed by the name or abbreviation of the person who first recognized the beetle as an undescribed form and gave it a *specific* name, comprise the name by which the beetle is or should be known whenever it is spoken or written about. For example: one of our common June beetles was first described in 1844, by Dr. F. E. Melsheimer, under the name *rugosa*. However, he assigned it to the genus *Ancylonycha* of Dejean. If it had been left in that genus its name for all time should have been written *Ancylonycha rugosa* Melsh. However, later writers have found that this species, together with a large number of others, belong to a group whose common characters were first pointed out by Rev. F. W. Hope in 1837. To this group Hope gave the generic name *Lachnosterna*, so that the name of the beetle described by Melsheimer is now recognized as *Lachnosterna rugosa* Melsh. The genus, or generic name to which any species is assigned is largely a matter of opinion, but the specific name, if not before used for a member of that genus, is final unless

changed for some good reason by the describer himself. Of course it often happens that the author of a supposed new species is wrong in his conclusions, and that it has been described before under another name not recognized by him. In such a case his name is but a synonym and has no scientific standing.

In the name *Lachnosterna rugosa* the specific name *rugosa* corresponds to the given name as "John" or "James," and the generic term *Lachnosterna* to the sur- or family name, as "Smith" or "Jones." The name given the beetle is therefore of the same nature as that given a man, but is in Latin and is written backward, as Smith John. There may be any number of species of *Lachnosterna*, but there can only be *one* of them named *rugosa*. The generic name is always begun with a capital letter and the specific name with a small letter, this being the common usage among zoologists in general.

The generic and specific names usually have some well-defined meaning. "*Lachnosterna*" in the case mentioned, being derived from two Greek words meaning "wool + breast," as most species of that genus have the sternum or breast more or less covered with wool-like hairs. The specific name *rugosa* means "rough," and was given the beetle on account of the wrinkles on the elytra. After the generic headings in the pages which follow, the date on which the genus was first proposed by its author, and the derivation or meaning of the generic name is, in most instances, given.

A group of genera, having certain characters in common, comprises a "tribe" or "subfamily," and these in turn are merged into larger assemblages called families. Our beetles are so little known that as yet but few of them have common names. When such a name is well established it is mentioned in connection with the specific description. However, the species of each family have usually one or more common names which are applied to them collectively, as "tiger beetles" for the Cicindelidae, and these names are always given under the family heading.

*Keys of the Catalogue.* In order that the student may determine the more readily the scientific name for himself, "keys" or "tables of determination" are made an important part of the work. These are, when necessary, for families, subfamilies, tribes, genera and species in the order named. When there are but two species belonging to a genus the specific key is usually omitted. These keys contain, for the most part, a few of the more salient or easily recognized characters separating the genera or species. In most instances, to avoid repetition, these characters are not again given in

the brief descriptions which follow, and the keys should, therefore, *always be used* in connection with the descriptions. It is also important to bear in mind that the characters used and statements made, both in the keys and descriptions, are to be considered as applying only to the species of the Indiana fauna or those of adjoining States. They may be, and in general are, capable of much wider application, but it is not safe to assume that such is the case.

In the "keys to genera" are included the characters leading up to the names of those genera which, from their known representation in adjoining States, are probably represented in Indiana, even though no species belonging to them has as yet been taken. The same is often true of the "keys to species." Many species are therein included, but not thereafter described, whose known range is such that it is very probable that they occur in some part of the State. The future collector or student will therefore be able to identify almost any species which may come to hand from Indiana or adjoining territory.

The number in parenthesis before the name of each species is that of the Henshaw "List of the Coleoptera of America north of Mexico," or the Third Supplement to the same.

The dates given after the description of each species are only the earliest and latest at which the species has been noted in the State and do not, therefore, necessarily show the actual time of appearance or disappearance. The asterisk (\*) preceding the name of a species indicates that the species was taken in the winter season in Vigo County, and was mentioned specifically in my "Notes on the Winter Insects of Vigo County, Indiana," published in *Psyche*, vol. VII, 1895-96.

*Measurements.*—Since the beetles are mostly of small size, the unit of measurement used in the descriptions is the millimetre (mm.) which = .0394, or a little more than  $\frac{1}{25}$  of an inch. The smaller divisions of the accompanying scale (Fig. 5a) show, as ac-

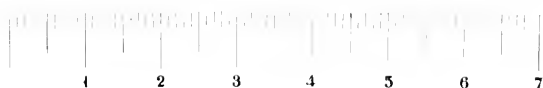


Fig. 5a.

curately as can be represented, the length of a millimetre. For all practical purposes it may be remembered that 2.5 mm. =  $\frac{1}{16}$  inch; 3 mm. =  $\frac{1}{8}$  + inch; 4 mm. =  $\frac{1}{8}$  + inch; 5 mm. =  $\frac{1}{5}$  inch; 7.5 mm. =  $\frac{3}{8}$  inch; 10 mm. =  $\frac{2}{5}$  inch; 12.5 mm. =  $\frac{1}{2}$  inch; 15 mm. =  $\frac{3}{5}$  inch; 17.5

mm. =  $\frac{1}{10}$  inch; 20 mm. =  $\frac{1}{5}$  inch. The divisions of the scale separated by the longer lines 1, 2, 3, etc., are centimetres.

*Bibliography and Synonymy.* The titles, with names of the authors, of the principal papers used in the preparation of the "Descriptive Catalogue" are given under each family, tribe or genus. These papers have been used freely, but in general no credit has been given them. This was not from a lack of a sense of "justice due," but solely in order to save space. Wherever possible the species in hand has been studied in connection with the *original description* and the citation given after the name of each species is to that description alone. However, in the case of species described by Thomas Say, the citation is not only to the place of original description, but after the term "ibid.," to the volume and page of the Leconte edition of Say's works, which is the one in common use.

Aside from the papers mentioned in the body of the work there is one to which especial tribute should be paid, and without which the preparation of this or any other paper dealing with the majority of families and genera of North American Coleoptera would be practically impossible. This *sine qua non* is Leconte and Horn's "Classification of the Coleoptera of North America," published in 1883 as No. 507 of the Smithsonian Miscellaneous Collections. It is a veritable storehouse of knowledge, which is a lasting monument to the fame of the two greatest Coleopterists which this country ever had or probably ever will have. From it have been taken the main facts used in characterizing the families and most of the genera represented in Indiana. The only fault to find with the "Classification" is its extensive use of technical language, which renders it a kind of "bug-bear" to beginners. This I have tried to remedy by simplifying, in many instances, the terms there used, even at the expense of space which could be ill spared.

In addition to the "Classification," LeBaron's "Fourth Annual Report on the Noxious and Beneficial Insects of Illinois," Comstock's "Manual for the Study of Insects," and Sharp's "Insects—Part II," have been the general works most used.

A DESCRIPTIVE CATALOGUE OF THE COLEOPTERA  
(EXCLUSIVE OF THE RHYNCHOPHORA.)  
KNOWN TO OCCUR IN INDIANA.

The insects of the Order Coleoptera, sufficiently defined on a preceding page, are separated into two suborders as follows:

KEY TO SUBORDERS OF COLEOPTERA.

- a.* Mouth parts normal, rarely unfit for use, never departing from the ordinary type; palpi always flexible, maxillary usually four-jointed, labial three-jointed; gular sutures double, at least before and behind; prosternal sutures distinct. Suborder I. COLEOPTERA (genuina).  
*aa.* Head more or less prolonged in front to form a beak; palpi usually rigid and not evident; gula not evident; prosternal sutures wanting. Suborder II. RHYNCHOPHORA.

On account of a lack of time and space, the Rhynchophora of the State are not treated in the present paper. A large collection of them is, however, at hand, and they will, if circumstances allow, be catalogued and described in a future treatise.

Suborder I. COLEOPTERA (genuina.)

This suborder is divided into the following series or groups of families:

KEY TO SERIES OF COLEOPTERA (genuina).

- a.* Hind tarsi (except in a few Clavicornia) with the same number of joints at least as the others.  
*b.* Fourth and fifth tarsal joints not united, the fifth, when present, always distinct.  
*c.* First three ventral segments united, the first divided by the hind coxal cavities so that the sides are separated from the very small median portion: all the tarsi five-jointed; antennae filiform or nearly so; habits mostly predaceous.

Series I. ADEPHAGA, p. 26.

- cc.* First ventral segment visible for its entire breadth (except in Rhyssodidae).

- d.* Antennae with the terminal joints not lamellate or leaf-like and capable of separation.

- e.* Antennae clavate or capitate, very rarely serrate; species living for the most part in decaying animal and vegetable matter.

Series II. CLAVICORNIA, p. 212.

- cc.* Antennae with joints from the third onward more or less serrate or saw-toothed, very rarely clavate or capitate; food variable, but rarely decaying animal matter.

Series III. SERRICORNIA, p. 686.

*dd.* Antennae with the terminal joints forming a lamellate club composed of movable plates or leaves, capable of separation and usually of accurate apposition; legs more or less fossorial; tarsi five-jointed; food variable, either decaying wood, dung, carrion or foliage. Series IV. LAMELICORNIA, p. 903.

*bb.* Fourth and fifth tarsal joints firmly united, the fourth joint very small, the tarsi therefore appearing but four-jointed; sole usually densely pubescent; antennae filiform, rarely serrate or thickened towards tip; leaf-eaters or wood-borers.

Series V. PHYTOPHAGA, p. 1005.

*aa.* Front and middle tarsi five-jointed, hind tarsi four-jointed, the joints usually slender and bare or at most sparsely haired or spinose; other characters and food habits very variable.

Series VI. HETEROMERA, p. 1242.

### Series I. ADEPHAGA.

The members of this series always have the mouth parts highly developed, the outer lobe of the maxillae being nearly always divided into a two-jointed palpus, so that there appear to be six palpi. Abdomen with the exposed segments one more in number at the sides than along the middle, the number usually being five along the middle and six at each side. They are for the most part active, predaceous and carnivorous in habit. Five of the seven families comprising the series are represented in Indiana.

#### KEY TO INDIANA FAMILIES OF ADEPHAGA.

*a.* Terrestrial species; antennae with at least the six outer joints pubescent; metasternum with an antecoxal piece, separated by a well marked suture, reaching from one side to the other and extending in a triangular process between the hind coxae.

*b.* Antennae inserted on the front above the base of the mandibles; inner lobe of the maxillae ending in a movable hook; eyes large and prominent; head vertical, wider than thorax.

Family I. CICINDELIDÆ, p. 27.

*bb.* Antennae arising from the side of the head between the base of the mandibles and the eyes; inner lobe of maxillae not ending in a movable hook; eyes usually of moderate size; head horizontal or slightly inclined, usually narrower than thorax.

Family II. CARABIDÆ, p. 36.

*aa.* Aquatic species; antennae destitute of pubescence; metasternum (except in Haliplidæ) without an antecoxal piece but prolonged behind in a triangular process.

*c.* Eyes two; antennae slender and filiform or setaceous; abdomen with six segments.

*d.* Antennae ten-jointed; hind coxae prolonged as large plates covering the femora and a large part of the abdomen; hind legs not formed for swimming.

Family III. HALIPLIDÆ, p. 200.

*dd.* Antennæ eleven-jointed; hind coxal plates not covering the femora; hind legs with fringes of long hairs, usually compressed and formed for vigorous swimming.

Family IV. DYTISCIDÆ, p. 204.

*cc.* Eyes four; antennæ irregular, very short; abdomen with seven segments; middle and hind legs forming short, broad paddles.

Family V. GYRINIDÆ, p. 236.

## Family I. CICINDELIDÆ.

### THE TIGER BEETLES.

To this family belong those oblong, predaceous ground beetles which occur for the most part along sandy banks of streams, roadways and woodland paths. They are among the most handsome and agile of our beetles, the legs being slender and adapted to running. Most of the species possess inner wings and when pursued they often run swiftly for several feet, then take a quick flight, but usually alight several rods in advance of where they were flushed. Upon alighting they usually turn so as to face the pursuer.

The antennæ are 11-jointed, filiform and slender, inserted on the front above the base of the mandibles, which are long and sharply toothed; terminal hook of the maxillæ movable; eyes prominent; tarsi all 5-jointed; hind coxæ mobile and simple.

The name of the principal genus, *Cicindela*, is derived from the Latin *candela*, a candle or taper, and was applied by the ancients to the glowworm. The common name, tiger beetle, portrays well the habits of the mature insect, which is ever eager to seize upon some weaker form of life which will serve it as prey. The name is also suggestive of the stripes or spots with which the elytra of many of the species are marked. The males may be known by their having the sixth ventral segment broadly notched, so as to expose a seventh segment, which is invisible in the female; and by having the first three joints of the front tarsi dilated and densely pubescent on the under side.

The larvæ of the tiger beetle are whitish grubs, with large, flat, metallic colored heads and long toothed mandibles. They live in vertical burrows in sandy banks, beaten paths and dry plowed fields. These burrows are often a foot or more in depth, and in their upper portion the larva props itself so that the head serves as a plug or stopper for the hole. The prop with which it holds itself in place is a hump on the fifth segment of the abdomen, to which are



Fig. 6.  
(After  
Comstock)

attached two hooks. These are curved in such a way as to prevent the larva from being jerked out of the burrow when it happens to "catch a tartar" in the form of some larger or stronger insect than itself. (Fig. 6.) While waiting for prey its jaws, like those of a steel trap when set, are wide open, ready to seize the first unwary insect that walks over the living trap. It drags its victim, when captured, to the bottom of the burrow and there devours it at leisure, squeezing out the juice and softer parts and rejecting the hard and innutritious portions.

The principal works of reference on the family are as follows:

*LeConte*.—"Revision of the Cicindelidæ," in *Trans. Amer. Phil. Soc.*, XI, 1857, 27-63.

*Schaupp*.—"Revision of the Cicindelidæ," in *Bull. Brook. Ent. Soc.*, VI, 1883-84, 73-108; 121-126, Pls. I-V.

*Leug*.—"Revision of the Cicindelidæ of Boreal America," in *Trans. Amer. Ent. Soc.*, XXVIII, 1902, 93-186, Pls. I-IV.

About 1,400 species of Cicindelidæ are known, 93 species and numerous varieties of which have been described from the United States. These belong to five different genera, only two of which are represented in Indiana.

#### KEY TO INDIANA GENERA OF CICINDELIDÆ.

- a.* Third joint of maxillary palpi longer than the fourth. I. TETRACHA.  
*aa.* Third joint of maxillary palpi shorter than the fourth. II. CICINDELA.

#### I. TETRACHA Hope, 1837. (Gr., "in four parts.")

This genus is represented in the southern portion of the United States by two rather large metallic green species which are nocturnal in habit, hiding during the day and hunting by night. One of the two occurs in the southern third of Indiana, while the other has been found in southern Illinois and should be looked for in the southwestern counties of this State. They have the head large, with large circular eyes; mandibles with four teeth; thorax smooth, broader than long, with a large triangular impression at middle; elytra slightly convex, broader than base of thorax, deeply and coarsely punctate.



I (13). *TETRACHLA VIRGINICA* Linn., Syst. Nat., II, 1735, 567.

Dark gold green; elytra blackish at middle, their sides with a broad metallic green stripe; antennae, legs and last ventral segment dull brownish-yellow. Length 20-24 mm. (Fig. 7.)

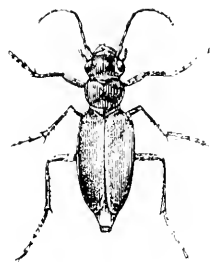


Fig. 7.

Vigo, Knox, Crawford and Posey counties; frequent. June 30-September 25. Probably occurs in most of the counties covered by the Austroriparian fauna. It is found beneath stones, wheat shocks and other hiding places, especially along and near streams, and is often attracted by electric and other lights.

The other species, *T. carolina* Linn., is slightly larger and of a lighter green hue, with the apical portion of the elytra, legs and antennae yellow.

## II. *CICINDELA* Linn. 1735. (L., "a candle or taper.")

This genus is represented in the United States by 75 or more species and many varieties. In shape they are very uniform, but differ much in size and color, and have the head large, with prominent eyes; thorax varying from cylindrical to a flattened trapezoidal form and narrower than head; elytra usually quite convex and subparallel at the sides with the tips usually rounded, emarginate in one group.

Unlike most other members of the family the species of *Cicindela* are diurnal in habit, hiding by night and on cloudy or rainy days in holes dug in the sand, or beneath bark, chips, stones and rubbish. On bright sunny days, however, they are out in numbers, frequenting those haunts for which nature has fitted them. Here, as long as motionless, their hues blend with their surroundings in such a manner as to render them unnoticeable to higher forms. It is very probable that several species which occur in early spring hibernate in the perfect or imago stage. A number of them are double brooded.

Fifteen members of the genus have been taken in Indiana, while two others may occur. These may be distinguished one from another by the following table. Since in it numerous references are made to the white markings on the elytra, the following explanatory terms regarding them are given:

When the markings are in bands, as in Fig. 8: (*C. repanda*.)

- 1 = humeral lunule.
- 2 = marginal line.
- 3 = middle band.
- 4 = apical lunule.

When the markings are in dots as in Fig. 9:

- 5 (See fig. 23) = basal dot.
- 6 = humeral dot.
- 7 = posthumeral dot.
- 8 = marginal dot.
- 9 = supplementary dot.
- 10 = discal dot.
- 11 = anteapical dot.
- 12 = apical dot.

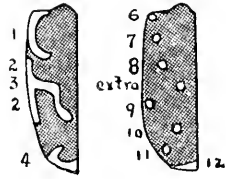


Fig. 8.

Fig. 9.

(After Leng.)

When these markings are of the style shown in figure (*C. hirticollis*) they are said to be *complete*; when lacking in part or broken up into dots, they are called *incomplete*.

## KEY TO INDIANA SPECIES OF CICINDELA.

- a. Under side of abdomen metallic blue or green.
  - b. Thorax more or less flattened, its sides margined.
    - c. Abdomen not hairy; front of head flat; elytra flattened and with a white marginal dot. 2. UNIPUNCTATA.
    - cc. Abdomen sparsely hairy; front concave; elytra with a vague depression on basal third, dull brown or black with humeral, posthumeral and anteapical dots and narrow middle band. LONGILABRIS.
  - bb. Thorax convex, not margined; elytra convex.
    - d. Pubescence beneath either erect or lacking; outer margin of elytra in female not angulate.
      - c. Thorax much narrowed behind; markings incomplete, reduced to dots or spots; colors usually bright.
      - f. Elytra without well defined median band.
        - g. Thorax quadrate; elytra green or purple; markings distinct.
          - h. Elytra smooth or nearly so; apical lunule and one or more marginal spots present; color purplish bronze. 3. LECONTEI.
          - hh. Elytra distinctly punctured; markings reduced to small smooth. 4. SEXGUTTATA.
        - gg. Thorax subcylindrical; elytra black or dark bronze; markings very indistinct. 13. PUNCTULATA.
      - ff. Elytra with well defined median band.
        - i. Color either bright or bluish-green; front of head smooth. 5. PATRUELA.

- ii.* Color coppery or purplish-green; front of head hairy; elytra granulate-punctate. 6. PURPUREA.
- cc.* Thorax slightly or not at all narrowed behind; markings complete or nearly so; colors usually dull.
- i.* Elytral markings quite broad, connected at margin; humeral lunule obliquely prolonged backward; labrum three-toothed; larger, 16-18 mm. 7. GENEROSA.
- jj.* Elytral markings narrower, less prominent, complete or incomplete, not wholly connected at margin.
- k.* Humeral lunule obliquely prolonged backward; middle band not extended along the margin. 8. VULGARIS.
- kk.* Humeral lunule C-shaped, not prolonged backward; middle band (except in *12-guttata*) more or less extended along the margin.
- l.* Labrum three-toothed; apical lunule bent forward and inward. 9. ANCOISCOXENSIS.
- ll.* Labrum one-toothed; apical lunule not bent as above.
- m.* Marginal white line not connected with humeral lunule, the latter not bent upward at posterior end; thorax less hairy.
- n.* Elytral markings complete. 10. REPANDA.
- mm.* Elytral markings broken into dots; form broader and flatter. 11. 12-GUTTATA.
- mm.* Marginal white line connected with humeral lunule, the latter bent upward at its hind extremity; thorax very hairy. 12. HIRTICOLLIS.
- dd.* Pubescence beneath prostrate or decumbent; outer margin of elytra in female angulate near apex.
- o.* Elytra white with a few dark markings. 15. LEPIDA.
- oo.* Elytra cupreous or bronze; markings complete. 11. CUPRASCENS.
- uu.* Under side of abdomen partly red.
- p.* Elytra dark brown without a marginal white band, the markings normal. 16. RUFIVENTRIS.
- pp.* Elytra greenish or fuscous with a white submarginal band.

MARGINIPENNIS.

2 (17). CICINDELA UNIPUNCTATA Fab., Syst. Ent., 1775, 225.

Dull brown, beneath dark blue; elytra rough with green fovea and punctures, and with a triangular marginal white dot. Length 16-18 mm. (Fig. 10.)

Southern half of State; frequent in Crawford and Posey counties, less so in Vigo and Putnam. May 4-September 5. Occurs singly or in pairs on bare spots in upland woods and along woodland paths. Instead of flying when alarmed, it often attempts to hide beneath leaves and stones, and can usually be readily captured with the hand.

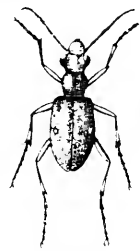


Fig. 10  
(After Leong.)

*C. longilabris* Say probably occurs sparingly in the northern third of the State, as its range includes Michigan and Wisconsin.



Fig. 11.  
(After Leng.)

3 (19c). *CICINDELA SCUTELLARIS LECONTEI* Hald., Proc. Phil. Acad. Nat. Sci. VI, 1853, 361.

Elytra purplish or coppery bronze with apical lunule, one or two marginal spots and sometimes with a humeral spot, these rarely confluent. Front hairy in male, nearly bald in female. Femora, flanks of thorax and front and middle coxæ rather densely clothed with long white hair. Length 12 mm. (Fig. 11.)

This handsome variety of the western species *scutellaris* has so far been taken only in Lake and Porter counties, and is probably confined to the sandy areas of the northwestern portion of the State. Where found it is frequent in open sandy spots and along sandy pathways, usually distant from water. April 21–September 9.



Fig. 12.



Fig. 13.



Fig. 14.  
(After Wickham.)



Fig. 15.



Fig. 15a.

4 (24). *CICINDELA SEXGUTTATA* Fab., Syst. Ent., 1775, 226.

Bright green above, often with a strong bluish reflection; each elytron with one to five white dots, these sometimes indistinct or even wholly lacking. Front not hairy; under surface with only a few scattered white hairs. Elytra convex, granulate-punctate. Length 10–14 mm. (Figs. 12 and 16.)

Throughout the State; frequent. April 9–September 15. One of the most attractive of our tiger beetles. It is found most frequently along pathways in open woodlands; also often on logs, beneath the loose bark of which it hides by night and in cloudy weather. It has been noted on the cement sidewalks near the center of Indianapolis.

5 (24b). *CICINDELA PATRUELA* Dej., Spec., I, 1825, 62.

Resembles *sexguttata* but usually larger and somewhat darker. Median band and often the humeral lunule complete; apical and antepical dots more distinct. Under side much more hairy, the coxæ, pro- and metasterna being especially pilose. Length 12–11.5 mm.



Fig. 16.  
(After Leng.)

Lake and Lawrence counties; rare. May 7–July 27. Occurs in shaded pathways on high, dry hills. Usually placed as a variety of *scrygattala*, but Leng considers them distinct.

6 (25). *CICINDELA PURPUREA* Oliv., Ent., 11, 1794, 11.

Reddish cupreous, margins and suture of elytra green; markings consisting of a narrow oblique middle band, an apical dot and sometimes an anteapical and humeral dot. Thorax deeply impressed, granulate and rugose. Length 14–16 mm. (Figs. 13 and 17.)



Fig. 17  
(After Leng.)

This handsome beetle has so far been noted only in southern Indiana, where it has been taken in a half dozen or more counties. However, it probably occurs throughout the State, as its general range includes the entire United States. It frequents the grassy margins of roads and meadow pathways. Double brooded and probably hibernates. April 23–October 15.

The variety *limbalis* Klug., in which the middle band is long and sinuate and with humeral, posthumeral, apical and anteapical dots usually present, probably occurs sparingly in the State, its range being given as "Maine to Colorado and Kansas."

7 (26a). *CICINDELA FORMOSA GENEROSA* Dej., Spec. V, 1831, 231.

Dull reddish cupreous or brownish-bronzed; white markings wide, prominent and connected on margin, the middle band bent backward, then forward and almost reaching the suture. Thorax broader than long, granulate, very hairy on the flanks. Length 16–18 mm. (Fig. 14.)

This eastern form of Say's *formosa* has been taken only in Lake, Porter, Laporte, Vigo, Perry and Posey counties, where it occurs in numbers on bare sandy spots and along sandy roads. May 13–October 1. It is more wary and difficult to capture than most of its kind and when flushed often makes a prolonged flight. *Generosa* and *unipunctata* are the largest of our tiger beetles, and the former will probably be found over most of the sand covered areas of the State.



8 (32). *CICINDELA VULGARIS* Say, Trans. Amer. Phil. Soc., 1, 1818, 409; *ibid.* 11, 422.

Brownish-bronze above, dark green beneath; elytral markings consisting of humeral humule obliquely prolonged; a middle band but slightly expanded on margin, entering obliquely and bent at an obtuse angle, and an apical humule. Length 13–16 mm. (Figs.

Fig. 18.  
(After Leng.) 15 and 18.)

Throughout the State; common. April 2–October 9. Occurs usually on sandy or mud flats, 20 and more feet back from running water; also along sandy roads or on bare spots and pathways in open upland woods. One specimen was taken April 3d on a cement walk in Indianapolis.



Fig. 19.  
(After Leng.)

9 (31). *CICINDELA ANCOISCENENSIS* HARR., Family Visitor, 1853, No. 3, p. 2.

Brown-bronzed above, bright metallic green beneath; humeral lunule scarcely curved; middle band obtusely bent and extended along the margin toward the apex; apical lunule bent forward and inward. Front hairy; thorax subquadrate; elytra granulate-punctate. Length 14–16 mm. (Fig. 19.)

Fulton County; scarce. July 14. Taken in small numbers along the borders of Bruce Lake and along ditches in peat bogs and tamarack swamps. Probably occurs sparingly in like situations throughout the northern third of the State, its range being given as “New Hampshire to Illinois.”

10 (33). *CICINDELA REPANDA* Dej., Spec., I, 1825, 74.

Brownish-bronze with a more or less greenish or coppery reflection; humeral lunule C-shaped; middle band rectangularly bent, connected with a marginal white line which nearly but never quite reaches the apical and humeral lunules. Front sparingly hairy. Thorax nearly square, hairy on the sides. Elytra granulate-punctate, parallel in the male, suddenly dilated before the middle in the female. Length 12–13 mm. (Fig. 20.)



Fig. 20.  
(After Leng.)

Throughout the State; frequent. April 18–October 5. Occurs most abundantly on sand banks and gravel bars; also along the borders of roads, fields and railway tracks.



Fig. 21.  
(After Leng.)

11 (33c). *CICINDELA 12-GUTTATA* Dej., Spec., I, 1825, 73.

Brownish-bronze; elytral markings consisting of humeral, post-humeral, apical, anteapical and upper discal dots and a very narrow middle band, scarcely reaching the discal dot. From *repanda* of which it is usually considered a variety, it differs also “by the more flattened form, by the shorter and less convex thorax and by the elytra of the female being only gradually dilated.”

(Leng.) Length 12–15 mm. (Fig. 21.)

Lake, Starke, Fulton, Vigo and Posey counties. May 27–October 10. Occurs sparingly only along the margins of ditches in peat bogs and low, moist grounds.

12 (35). *CICINDELA HIRTICOLLIS* Say, Trans. Amer. Phil. Soc., 1. 1818, 411; *ibid.*, 11, 2.

Brown bronze above; beneath green, very hairy; humeral lunule bent upward at its hind extremity and connected by a marginal line with middle band, the marginal line usually broken before the apical lunule. Front hairy. Thorax quadrate, flat, very hairy. Elytra granulate-punctate, suddenly dilated before the middle in both sexes. Length 13-14 mm. (Figs. 15a and 22.)



Fig. 22.  
(After Leng.)

Abundant along the shore of Lake Michigan and on the sand dunes back from the lake; also found on the sandy beaches of other large lakes in northern Indiana. May 13-Sept. 5.

13 (40). *CICINDELA PUNCTULATA* Oliv., Ent. II, 1794, 27.

Slender, subcylindrical. Black, dark brown or greenish-bronzed above; greenish-blue beneath; the whitish markings, except the apical lunule, usually reduced to one or two minute dots, with rarely a broken humeral lunule and interrupted middle band present. Front without hairs. Thorax sparsely hairy, very finely granulate. Elytra densely punctured, each with a row of larger green punctures near the suture. Length 11-14 mm.

Throughout the State; one of the most common and widely distributed of tiger beetles. Often found about electric lights and on the walks of the cities; also along dry upland roads and especially pathways in open woods. May 25-November 4.

14 (45). *CICINDELA CUPRESCENS* Lec., Proc. Phil. Acad. Nat. Sci., 1852, 65.



Fig. 23.  
(After Leng.)

Cupreous or greenish-bronzed above; markings complete and connected along the marginal line. Front hairy. Thorax flattened, nearly quadrate, slightly rounded at sides, thinly clothed with white hairs. Outer margin of male elytron slightly sinuate; of female elytron strongly sinuate with a tooth one-fourth from the tip. Length 12-14 mm. (Fig. 23.)

Frequent along the sandy beach of Lake Michigan, near Pine, Lake County and Dune Park, Porter County; also a single example from a sand bar in Putnam County. Probably widely distributed in the State. July 5-September 1.

Those found along the beach of Lake Michigan are more slender, less strongly punctured and with the marginal tooth of the female elytron more obtuse than in the Putnam County form. They are to be referred to the variety *macra* Lec.

15 (55). *CICINDELA LEPIDA* Dej., Spec., V, 1831, 255.

Flat and broad. Head and thorax greenish-bronze, hairy; elytra white with a few green or bronze dark lines; under surface densely clothed with white hair. Elytra sinuate at apex, more deeply so in female. Length 9-12 mm. (Fig. 24.)



Fig. 24.  
(After Leng.)

Taken in the State only on the bare white sand along the beach of Lake Michigan near Pine, Lake County, and Dune Park, Porter

County. June 27—September 5. As its color harmonizes so closely with that of its resting place, it must be marked down and then kept in view until close enough to capture with the net. It is said to fly to electric light.

16 (64). *CICINDELA RUFIVENTRIS* Dej., Spec., t. 1825, 102.



Fig. 25.  
(After Leng.)

Dark smoky brown, bronzed above; bluish-green beneath, abdomen red; elytral markings consisting of apical humeral and humeral, posthumeral, marginal and two discal dots; the latter sometimes wanting, sometimes united to form a short, sinuate middle band. Head finely striate, not hairy. Thorax subquadrate with sparse hairs each side. Elytra faintly punctate. Length 9-12 mm. (Fig. 25.)

This species has so far been taken in Indiana only on bare spots on the slopes and tops of high hills near Wyandotte Cave, Crawford County. Here it is quite common from June 15 to September, and can be readily approached and easily taken with a net. It probably occurs in like situations in many localities in the southern third of the State.

*Cicindela marginipennis* Dej. has been taken by Dury on a sand bar of the Little Miami River near Batavia Junction, Ohio. May 17. It therefore very probably occurs along the streams of the southeastern portion of Indiana.

## Family II. CARABIDÆ.

### THE GROUND BEETLES.

This family has more representatives in Indiana than any other family of Coleoptera. Its members are to be looked for anywhere on or close to the ground, where by day they usually hide beneath whatever cover presents itself. At night they roam about in eager search for anything which will furnish food. All the species have long legs and run with great rapidity. While the inner wings are present in most forms, they seldom attempt to escape by flight; though some of the smaller ones are seen flying in numbers during the first warm days of spring or about electric lights during summer evenings. The principal characters of the family may be briefly diagnosed as follows:

Head narrower than thorax, directed forward; mentum deeply emarginate; maxilla with the outer lobe destitute of a movable hook at the tip; antennae 11-jointed, filiform, inserted under a frontal ridge behind the base of the mandibles, the joints (except



the basal ones) covered with a minute pubescence; epimera and episterna of thorax distinct; abdomen with six, rarely (*Brachiniini*) with seven ventral segments, the first visible only at the sides; legs slender, the hind ones not very different from the middle pair; front and middle coxae globular, hind coxae dilated on the inner side; tarsi 5-jointed.

The majority of the species of Carabidae are predaceous and beneficial, feeding in part upon the larvae and mature forms of other insects; their mouth parts being excellently adapted to catching and masticating such food. Dr. S. A. Forbes examined 175 specimens representing 38 species and 20 genera. Of these 83 specimens, obtained in miscellaneous situations, had derived 42 per cent. of their food from the animal kingdom, while of 70 specimens taken in an orchard where canker-worms were abundant, 77 per cent. of their food was of animal origin, 21 per cent. being canker-worms. Of the 175 specimens examined, 57 per cent. of the food was of animal origin, 36 per cent. being composed of the remains of insects; the other 21 per cent. being made up of mollusks, earthworms, myrapods and arachnida. The vegetable matter eaten was composed of the remains of cryptogamic plants and the pollen of grasses and Composita.\*

A few members, especially those belonging to the genera *Harpalus*, *Anisodactylus* and *Amara*, are seed eaters and probably do more damage than good; while the larvae of *Omophron* and some of the species of *Clivina* have been known to be quite destructive to the soft sprouting grains of corn. However, on account of their great numbers and predaceous habits, both in the larval and perfect stages, our Carabidae doubtless play an important part in holding in check the excessive multiplication of other and more injurious insect forms.

The larvae of the Carabidae are mostly long, flattened grubs, with the body of nearly equal breadth throughout. They have sharp projecting mandibles and the hind end of the body bears a pair of conical bristly appendages. Like the adults they are predaceous, living in burrows just beneath the surface of the ground, and feeding upon the soft bodied larvae of many leaf eating insects which enter the ground to transform. When fully grown they change to pupæ under ground in small earthen cells which they form for this purpose. When ready to emerge as imagoes, the color changes

\*"The Food Relations of the Carabidae and Curculionidae," in Bull. No. 6, Ill. Lab. Nat. Hist. 1883.

from almost white to that of the perfect insect, and leaving the old pupal skin behind the young beetle crawls forth to the shelter of some object which will protect it by day, while at night it roams freely in search of food or a mate with which to perpetuate its kind.

About 13,000 species of Carabidæ are known, more than 1,200 of which have been described from the different parts of the United States. Of these 366 representing 73 genera have, up to the present, been taken in Indiana. The principal papers treating of each genus will be mentioned under the tribal or generic heading. For a general classification of the family the student is referred to the following papers:

*Le Conte*.—"Notes on the Classification of the Carabidæ of the United States," *in* Trans. Amer. Phil. Soc., X, 1853, 363-403.

*Horn*.—"On the Genera of Carabidæ with special reference to the fauna of Boreal America," *in* Trans. Amer. Ent. Soc., IX, 1881, pp. 91-196, pls. III-X.

By Dr. Horn the Carabidæ were divided into three subfamilies, two of which are represented in Indiana.

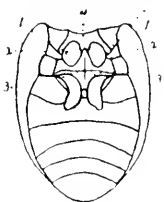


Fig. 26.

(After Leng.)

1, Coxal cavities; 2, Epimeron; 3, Mesosterna; 4, Metasterna.

#### KEY TO INDIANA SUBFAMILIES OF CARABIDÆ.

*a*. Middle coxal cavities not entirely enclosed by the sterna alone, the epimeron of the mesosternum reaching the coxa on the outer side. (Fig. 26.)

Subfamily I. CARABINÆ, p. 38.

*aa*. Middle coxal cavities entirely enclosed by the sterna, the epimeron not reaching the coxa; head without antennal grooves beneath and with one or more distinct bristly hairs above the eyes.

Subfamily II. HARPALINÆ, p. 63.

#### Subfamily I. CARABINÆ.

In this subfamily the epimera of the mesosternum nearly equal the episterna in size and reach the coxal cavities, forming a part of their enclosing walls. The head has one or two large punctures above each eye, each bearing a bristly hair; sides of thorax usually with two similar punctures. Front tibiae either entire, obliquely grooved or emarginate. The subfamily is divided into 15 tribes, of which but six are represented in Indiana.

#### KEY TO INDIANA TRIBES OF CARABINÆ.

*a*. Front coxal cavities open behind.

*b*. Hind coxæ separated; labrum deeply forked.

Tribe II. CYCHRINI, p. 41.

- bb.* Hind coxæ not separated; labrum not forked.  
*c.* Mandibles without a bristle-bearing puncture on the outer side; size large, 18 or more mm. Tribe III. CARABINI, p. 44.  
*cc.* Mandibles each with a bristle-bearing puncture on the outer side; smaller, not over 12 mm. Tribe V. NEBRINI, p. 50.  
*aa.* Front coxal cavities closed behind.  
*d.* Prosternum prolonged and dilated, entirely concealing the mesosternum; scutellum invisible. Tribe I. OMOPHRONINI, p. 39.  
*dd.* Prosternum not concealing the mesosternum.  
*c.* Antennæ free at base; body not pedunculate, the bases of thorax and elytra in contact; scutellum visible. Tribe IV. ELAPHINI, p. 48.  
*cc.* Antennæ arising under a frontal plate; body pedunculate, the bases of thorax and elytra remote; scutellum not visible; hind coxæ contiguous. Tribe VI. SCARTINI, p. 53.

## Tribe I. OMOPHRONINI.

Antennæ slender, inserted under a slight frontal margin, four basal joints glabrous; mandibles with a bristle-bearing puncture on outer side; second joint of labial palpi with several setæ or bristle-like hairs; body not pedunculate; mesosternum covered by the prolonged prosternum. The tribe is represented by the single genus:

## I. OMOPHRON Latr. 1802 (Gr., "savage-like.")

Form oval, convex; scutellum invisible. The species occupy holes in wet sand along the margins of streams, ponds and lakes. They are also often found under stones or in holes between the roots of plants along the water's edge, and are frequently caught in minnow seines. By throwing water over the sand banks they can be forced out and are then easily captured, as they do not fly. For detailed papers on the genus see:

*Horn.*— "Synopsis of Omophron," in Trans. Amer. Ent. Soc., III, 1870, 71.



Fig. 27. *Omophron labotum* Fab. 9. (After Forbes.)

*Horn*,—"Synopsis table of the genus *Omophron*," in Bull. Brook. Ent. Soc., I, 1878, 4.

Nine species are known from the United States, of which four have been taken in Indiana, while one other may occur.

KEY TO INDIANA SPECIES OF OMOPHRON.

- a.* Broadly oval, shining; elytral striae almost entirely obliterated at apex and indistinct on side, the intervals flat; median line of thorax very faint.
- b.* Rows of elytral punctures reaching only to middle; color dark brown or nearly black, the side margins of thorax and elytra pale.
- LABIATUM.
- bb.* Rows of elytral punctures reaching two-thirds the distance from base to apex; color dark metallic green, pale at sides.
17. NITIDUM.
- aa.* Less broadly oval, less convex and less shining; elytral striae reaching to very near the apex, distinct on sides, the intervals convex.
- c.* Elytra 14-striate; striae shallow, indistinct at apex, punctures large, distant.
18. ROBUSTUM.
- cc.* Elytra 15-striate; striae deep, distinct at apex.
- d.* Thorax with side margin only pale.
19. AMERICANUM.
- dd.* Thorax with sides, basal and apical margins pale.
20. TESSELLATUM.

*O. labiatum* Fab. occurs in the "Middle and Southern States," and should be looked for in southern Indiana. (Fig. 27.)

17 (71). *OMOPHRON NITIDUM* Lec., Ann. Lyc. Nat. Hist., IV, 1848, 447.

Dark metallic green, shining; thorax and elytra with a narrow, pale margin, that of the elytra with three irregular projections, the first and second of which extend inward to the eighth and sixth striae; the third longer, subquadrate and near the apex. Thorax without punctures on pale margins and at center, coarsely and sparsely punctured near base and apex. Punctures of elytra large, distant. Length 5.6 mm.

Lake County; scarce. Taken by A. B. Wolcott from the beach of Lake Michigan near the station of Pine. April 29–May 28.

18 (74). *OMOPHRON ROBUSTUM* Horn, Trans. Amer. Ent. Soc., III, 1870, 73.

Pale brownish-yellow; elytra with broken green cross-markings; the striae with coarse distant punctures. Thorax with a narrow green cross-band, which extends forward and backward at the middle, and an oval green spot each side. Length 6.5 mm.

Stein collection from southern Indiana. Probably throughout the State, but scarce. Taken by Dury at Cincinnati.

19 (76). *OMOPHRON AMERICANUM* Dej., Spec., V, 1831, 583.

Bronzed or greenish-black; head mostly green; thorax and elytra with pale margins, those of the former very narrow. Punctures of elytral striae rather fine, the intervals strongly convex. Length 6.7 mm.

Common throughout the State. April 23–September 5. Sometimes occurs under rubbish remote from water.

20 (77). *OMOPHRON TESSELATEDUM* Say, Journ. Phil. Acad. Nat. Sci., III, 1823, 152; *ibid.*, II, 97.

Pale brownish-yellow; head with a green band across the base; thorax with a small, subquadrate green spot which is prolonged backward and forward along a deeply impressed median line; elytra with cross-markings metallic green, the punctures of the striae close and fine. Thorax coarsely punctured near base and apex, more finely and very sparsely at middle and sides. Length 6–7 mm. (Fig. 28.)



Fig. 28.  
(After Leng.)

Common in the northern part of the State; rare in the southern portion. May 22–August 22.

#### Tribe II. CYCHRINI.

Head more or less constricted; neck often semi-globose; antennae slender, inserted under a feeble frontal ridge; labrum deeply forked; body not pedunculate; scutellum very small. Prosteronum not prolonged behind the coxae; hind coxae separated by a triangular process of the abdomen. The tribe is represented in the eastern United States by two genera, separated as follows:

#### KEY TO GENERA OF CYCHRINI.

- |   |                      |
|---|----------------------|
| <i>a.</i> Antennae with four basal joints glabrous. | II. <i>CYCHRUS</i> . |
| <i>aa.</i> Antennae with two basal joints glabrous. | <i>NOMARCTUS</i> .   |

Of these only specimens of *Cychnus* have as yet been taken in Indiana, though two or three species of *Nomarctus* should be found here. They are black or violaceous in color and 10–13 mm. in length.

#### II. *CYCHRUS* Fab. 1794. (Gr., "a ground runner.")

Beetles of medium or large size, violaceous or brownish-purple in color, having the head elongate, the mandibles long, slender, curved and without a bristle-bearing puncture on the outer side; labial and maxillary palpi very long, the last joint hatchet-shaped and concave. The elytra have 14 to 18 very distinct striae, which are sometimes irregular or replaced by tubercles. The species live beneath stores and leaves, usually in moist woods, and feed upon snails, their long heads having, in the course of time, become especially adapted to extracting these animals from their shells. For synopses of the genus see:

*Horn.*—"Synopsis of the Species of *Cychrus* Inhabiting Boreal America," in *Trans. Amer. Ent. Soc.*, VII, 1879, 168-185.

*Horn.*—*Bull. Brook. Ent. Soc.*, 1, 1879, 79-82.

About 30 species of *Cychrus* are known from the United States. Of these but five have so far been taken in Indiana, though two others perhaps occur.

KEY TO INDIANA SPECIES OF CYCHRUS.

- a.* Smaller, not over 15 mm.; front tarsi of male broadly dilated, those of female not dilated; maxillæ hidden beneath the broad cheeks; legs stout.
- b.* Hind angles of thorax very obtuse; length 12-14 mm.
- c.* Thoracic punctures very few, limited to the basal impressions; elytral striae interrupted only at apex. 21. *STENOSTOMUS* VAR.
- cc.* Thorax with numerous punctures between and in the basal impressions; elytral striae interrupted behind the middle. 22. *LECONTEI*.
- bb.* Hind angles of thorax rectangular; elytral striae interrupted on sides and apex; length 11-12 mm. *CANADENSIS*.
- aa.* Larger, 18-28 mm.; front tarsi of male but narrowly dilated; maxillæ exposed; legs slender.
- d.* Thorax nearly as wide as elytra, the sides much elevated, the hind angles prolonged backward.
- c.* Smaller, length less than 20 mm. 23. *ELEVATUS*.
- cc.* Larger, length more than 25 mm. 24. *UNICOLOR*.
- dd.* Thorax much narrower than elytra, moderately reflexed, the hind angles not prolonged backward.
- f.* Form robust; margins of thorax rather wide, distinctly reflexed. *VIDUUS*.
- ff.* Form slender; margins of thorax very narrow, not reflexed. 25. *ANDREWSEI* VAR.

21 (82). *CYCHRUS STENOSTOMUS INDIANÆ* Leng, MS.

Oval, slender. Black; elytra violaceous, their margins bluish. Thorax broader than long, sides curved, strongly converging on basal half; hind angles obtusely rounded; disk smooth, the basal impressions linear, deep, with very few punctures. Elytral intervals slightly interrupted at sides, more distinctly on apical fourth, but not tuberculate. Length 11-12 mm.

Marion, Posey, Crawford and Jennings counties; scarce. April 4-September 20. Mr. Chas. W. Leng, of New York City, who has recently made a special study of North American *Cychrus*, states that this is a distinct variety of *stenostomus* Web., which differs from that species by the usually "total absence of the transverse basal impression of the thorax." He has given it the varietal name *indianæ*.

22 (S2a). *CYCHRUS LECOXTI* Dej., Spec. II, 1826, 15.

Oval, rather robust; color of the preceding. Basal impressions of thorax broad, with numerous punctures. Elytra deeply striate with closely placed punctures, the intervals interrupted from the middle to apex, thus forming elongate tubercles. Length 12-14 mm.

Throughout the State; frequent. April 20-November 5. In the north it occurs beneath sphagnum mosses and about the borders of lakes and tamarack marshes, while in the southern counties it is found in lowland woods.

*C. canadensis* Chaud. has been taken by Dury near Cincinnati, and doubtless occurs sparingly in southern Indiana.

23 (S6). *CYCHRUS ELEVATUS* Fab., Mant., I, 198.

Oval, robust. Violaceous or cupreous. Antennae slender, three-fourths the length of body, first joint longer than third. Thorax with hind angles prolonged over the elytra, the latter with humeral margins much reflexed. First joint of front tarsi of male spongy pubescent over one-half its lower surface. Length 18-19 mm. (Fig. 29.)

Fulton County; rare; one specimen from near DeLong. July 30. Two were in the Stein collection from Indiana, but without definite locality. Our form, according to Leng, is var. *flammeus* Hald., which "differs from the true *elevatus* by being broader and flatter."

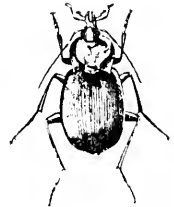


Fig. 29. (After Leng.)  
Natural size.

24 (S6a). *CYCHRUS UNICOLOR* Oliv., Ent., III, 1795, 47.

Resembles *elevatus* but much larger and more robust. Elytra with a slight emargination or sinuation a little behind the middle, which is not present in *elevatus*. Length 26-28 mm.

Monroe, Lawrence, Knox, Crawford and Harrison counties; one or two specimens from each. Occurs beneath stones in deep ravines. May 3-November 14. This is the form often called *elevatus* var. *heros*; the name *unicolor*, however, has priority. It is undoubtedly distinct from *elevatus*.

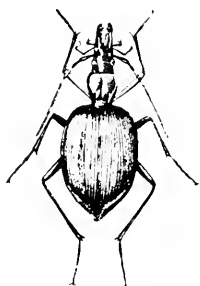


Fig. 30. (After Leng.)  
× 1 1/2

25 (—). *CYCHRUS ANDREWSEI* GERMARI Chaud., Bull. Mosc., II, 1861, 495.

Oval, rather slender. Violaceous above, black beneath. Thorax longer than wide, subcordate, hind angles obtuse; disk almost smooth, punctate along the sides, margins narrow, slightly reflexed. First joint of front tarsi of male as in *elevatus*. Length 19-22 mm. (Fig. 30.)

A species of southern range, found in small numbers near Charlestown Landing, Clark County; also one specimen from Brown County. May 21-October 1. This is the form often called

*andrewsii* Harr., but, according to Leug, typical *andrewsii* occurs only in the mountain region of North Carolina, is smaller, more slender and lacks the interruption of some of the striae usually noted on the apical third of the Indiana specimens.

### Tribe III. CARABINI.

Species of medium or large size, for the most part noted for their beauty of form, color or sculpture. Head not constricted behind the eyes; labrum broad and emarginate; mandibles stout, curved and without bristle-bearing puncture on outer side. Body not pedunculate; scutellum small. Prosternum prolonged, the front coxal cavities open behind, the hind coxæ not separated. Males with the front tarsi dilated and densely pubescent beneath. The tribe is represented in the United States and Indiana by two genera, separated as follows:

#### KEY TO GENERA OF CARABINI.

- |   |               |
|---|---------------|
| <i>a.</i> Third joint of antennæ cylindrical. | III. CARABUS. |
| <i>aa.</i> Third joint of antennæ compressed. | IV. CALOSOMA. |

### III. CARABUS Linn. 1765. (Gr., "a horned beetle.")

Black or brownish-black species above the average in size and with the surface of the elytra more or less sculptured. They occur beneath stones and logs and are nowhere common, not more than 40 specimens having been taken in the State during 25 years' collecting. Nine or ten species are known from the United States. Of these four have been taken in Indiana while another probably occurs. For synoptic tables separating the United States species see:

*Crotch.*—Trans. Amer. Ent. Soc., V, 1876, 247.

*Crotch.*—Bull. Brook. Ent. Soc., I, 1878, 66.

#### KEY TO INDIANA SPECIES OF CARABUS.

- |   |               |
|---|---------------|
| <i>a.</i> Thorax punctate beneath; color brassy-bronze; elytra finely granulate with broken and continuous elevations.        | MEANDER,      |
| <i>aa.</i> Thorax not punctured beneath.  |               |
| <i>b.</i> Elytra each with three rows of foveæ or little pits.  | 26. SYLVOSUS. |
| <i>bb.</i> Elytra without foveæ but with the fourth, eighth and twelfth intervals broken so as to resemble a series of links. |               |
| <i>c.</i> Margin of elytra serrate near the base.   | 27. SERRATUS. |
| <i>cc.</i> Margin of elytra not serrate.  |               |
| <i>d.</i> Elytra black, the margins bluish; intervals equal.  | 28. LIMBATUS. |
| <i>dd.</i> Elytra bronzed; four of the intervals elevated so as to form slender ridges.                                       | 29. VINCTUS.  |



*C. mutander* Fisch. is a boreal species which has been taken by Woleott near Chicago and doubtless occurs in the northern third of Indiana. He finds it in spring, early summer and autumn, by tearing the sod away from the large exposed roots of oak and other trees in sparsely wooded pasture land, the beetle occurring between the sod and the roots.

26 (120). *CARABUS SYLVOSUS* Say, Trans. Amer. Phil. Soc., 11, 1823, 75; *ibid.* 11, 492.

Elongate-oval, robust. Black; margins of thorax and elytra blue. Thorax broader than long, slightly punctured, margins reflexed. Elytra elongate-oval, the striae very fine. Length 27-30 mm.

Laporte, Knox and Vigo counties; rare. May 12–October 3. Occurs beneath logs in upland sandy woods.

27 (121). *CARABUS SERRATUS* Say, Trans. Amer. Phil. Soc., 11, 1823, 77; *ibid.* 11, 494.

Oval, rather slender. Black with violet margins. Thorax broad, disk smooth, margins punctured and slightly reflexed. Elytra elongate, the margin with two or three slight notches near the base; striae with distant, deep punctures. Length 20-24 mm. (Fig. 31.)

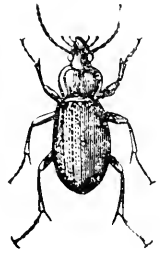


Fig. 31.

Lake, Vigo and Posey counties; rare. Taken from beneath logs in damp localities. April 15–May 21.

28 (122). *CARABUS LIMBATUS* Say, Trans. Amer. Phil. Soc., 11, 1823, 77; *ibid.* 11, 493.

Oval, robust. Black with bluish margins. Thorax one-half wider than long, rather sparsely and shallowly punctate. Elytra deeply striate, punctures distinct and regular, intervals convex. Length 25-28 mm.

Fulton, Marion, Vermillion, Vigo, Posey, Monroe and Franklin counties; one or two specimens from each. April 10–September 3. Occurs in moist upland woods.



Fig. 32.

29 (123). *CARABUS VENCTUS* Web., Obs. Ent., 1801, 42.

Elongate-oval, rather slender. Dull black, bronzed; thorax with a greenish tinge at borders, its surface not punctate, but more or less finely rugose. Broken intervals of elytra more prominent than in the preceding species; the striae finely and irregularly granulate-punctate. Length 25-30 mm. (Fig. 32.)

Knox, Gibson, Dubois and Spencer counties; scarce. April 23–June 14. Occurs beneath bark and other cover in low, moist woods.

## IV. CALOSOMA Weber, 1801. (Gr., "beautiful" body.)

Large species, green, black or bronze in color, having the tooth of mentum simple and third joint of antennæ strongly compressed. Some of them are very common beneath logs and stones in open woods and about the borders of cultivated fields, and are often attracted in numbers by electric lights. They are among the most beneficial of the Carabidæ, feeding almost wholly upon caterpillars, cutworms and other injurious larvæ. About 25 species are known from the United States, five of which have been taken in Indiana, while another doubtless occurs. The following papers are the principal ones treating of the genus:

*LeConte*.—"Notes on the Species of *Calosoma* Inhabiting the United States" *in Proc. Phil. Acad. Nat. Sci.*, 1862, 52.

*LeConte*.—"Synoptic Table" *in Bull. Brook. Ent. Soc.*, 1, 1878, 64.

## KEY TO INDIANA SPECIES OF CALOSOMA.

- a.* Elytra without rows of metallic spots.  
*b.* Elytra black with blue border; length 30 mm. 30. EXTERNUM.  
*bb.* Elytra metallic green with red margin.  
*c.* Length more than 25 mm. 31. SCRIBATOR.  
*cc.* Length less than 20 mm. 32. WILLCOXI.  
*aa.* Elytra black, each with three rows of golden or metallic green impressed spots.  
*d.* Spots of elytra green.  
*c.* Length 20 mm.; front tarsi of males with four joints hairy beneath. 33. FRIGIDUM.  
*cc.* Length 25 or more mm.; front tarsi of male with two joints hairy beneath. SAYI.  
*dd.* Spots of elytra golden, very rarely green; front tarsi of male with three joints hairy beneath. 34. CALIDUM.

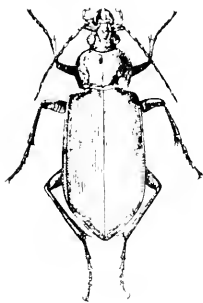


Fig. 33. (After Leng.)

30 (124). CALOSOMA EXTERNUM Say, Journ. Phil. Acad. Nat. Sci., III, 1823, 150; *ibid.*, II, 96.

Elongate-robust. Black, subopaque; side margins of thorax and elytra blue. Thorax with sides rounded, broadly flattened and reflexed behind; hind angles obtusely rounded. Elytra almost parallel to apical fourth, the striae with distinct punctures. Length: 30 mm. (Fig. 33.)

Throughout the State but nowhere common. May 13-10 tober 18. Occurs singly or in pairs beneath cover in open woods.

31 (127). *CALOSOMA SCRUTATOR* Fab., Sys.  
Ent., 1, 1785, 239.

Oval, robust. Disk of thorax blue or purplish-black, the margins golden or reddish-bronzed; legs blue; abdomen green and red. Thorax very short, more than twice as wide as long, nearly smooth, sides and hind angles rounded. Elytra striate, punctured. Middle tibiae of male curved and with a dense brush of hairs on the inner surface near the tip. Length 28-30 mm. (Fig. 34.)

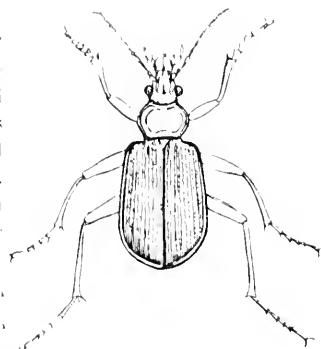


Fig. 34

This large green species is one of the most common and most handsome of the ground beetles. It occurs in all parts of the State and is often attracted by hundreds to the electric lights of the cities. It is sometimes called the "searcher" or "caterpillar hunter," as it ascends trees in search of caterpillars, catching and feeding upon many injurious forms. Both it and *C. calidum* give off a very disagreeable odor when handled. May 11-July 14.

32 (128). *CALOSOMA WILLCOXI* Lec., Ann. Lyc. Nat. Hist., IV, 1848, 446.

Very similar to *scrutator* but much smaller and with a narrower thorax. Margin of elytra sometimes green. Middle tibiae of male straight; not hairy. Length 18 mm.

Very common along the beach of Lake Michigan in May and June; less frequent in southern Indiana. April 26-June 10. Often attracted by electric light.



Fig. 35.

33 (129). *CALOSOMA FRIGIDUM* Kirby, Faun. Bor. Amer.,  
IV, 1837, 19.

Oval, rather slender. Black above, greenish-black below; thorax and elytra with narrow green margins. Head and thorax sparsely and rugosely punctate. Elytra with fine punctured striae, each with three rows of distant, round, green impressed spots. Length 20 mm. (Fig. 35.)

A northern species which has been taken in Indiana only along the beach of Lake Michigan, where it is found in May and June in small numbers. May 27-June 29.

34 (142). *CALOSOMA CALIDUM* Fab., Syst. Ent., 1, 1785, 237.

Oval, robust. Black above and below; elytra with three rows of reddish or copper colored pits. Head and thorax finely rugose, not punctate, the latter with broad basal impressions. Elytral striae deep, finely punctured; intervals broad and, as in several of the other species, appearing as if composed of overlapping scales. Length 21-23 mm. (Fig. 36.)

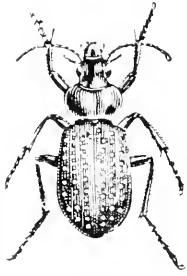


Fig. 36.

Common throughout the State in meadows, cultivated fields, gardens, etc. It is called the "fiery hunter," as it is often seen in daytime on the search for cutworms and other juicy larvæ. It is also known to feed upon the young of the Colorado potato beetle. The grubs are called "cutworm lions," as they capture and destroy many of those injurious worms. May 2—July 20.

## Tribe IV. ELAPHIRINI.

Beetles of small or medium size, blackish or bronze in color, having the eyes more or less prominent, antennæ rarely longer than head and thorax, with three basal joints glabrous; labrum truncate; mandibles stout, concave and with one bristle-bearing puncture on the outer side. Body not pedunculate, scutellum distinct. Elytra not or feebly margined at base. Prosternum not prolonged behind the coxæ, the coxal cavities closed. The tribe is composed of three genera, two of which are represented in Indiana.

## KEY TO INDIANA GENERA OF ELAPHIRINI.

- a.* Elytra not striate, but with prominent impressions or pits; eyes prominent; tooth of mentum large, emarginate. V. ELAPHIRUS.  
*aa.* Elytra striate, with small pits between the striae; eyes not prominent; tooth of mentum short, bifid at tip. VI. BLETHISA.

V. ELAPHIRUS Fab, 1775. (Gr., "light in moving;" i. e., swift.)

Bronzed and metallic beetles, similar in form but much smaller than those of the genus *Cicindela*. They may be found on sunny days running on sand bars and mud flats near streams and lakes, and in cloudy weather hiding under plants and rubbish. Head, in our species, wider than thorax, the latter without marginal bristle-bearing puncture. Elytra with rows of large, shallow, orbicular impressions. Eleven species are known from the United States, five of which have been taken in Indiana. For synoptic tables of both this genus and the next, see:

*Crotch.*—Trans. Amer. Ent. Soc., V, 1876, 246.

*Crotch.*—Bull. Brook. Entom. Soc., I, 1878, 6-7.

## KEY TO INDIANA SPECIES OF ELAPHIRUS.

- a.* Thorax sparsely punctate; front tarsi of males with four joints dilated.  
*b.* Elytra smooth, not punctured.

- c. Under surface of thorax coarsely and sparsely punctate; 35. CLAIRVILLEI.
- cc. Under surface of thorax finely and densely punctate; legs picceous; 36. LEVIGATUS.
- bb. Elytra punctate, at least on sides.
- d. Whole surface of elytra sparsely and coarsely punctate; length 7-7.5 mm. 37. CICATRICOSUS.
- dd. Raised portions of elytra between the impressions not punctate; length 8-8.5 mm. 38. FULIGINOSUS.
- aa. Thorax finely, evenly and densely punctate; front tarsi of male with three joints dilated; length 6 mm. 39. RUSCARIUS.
- 35 (150). ELAPHRUS CLAIRVILLEI Kirby, Faun. Bor. Amer., IV, 1837.

Elongate-oblong. Obscurely bronzed, shining; elytra with a purplish tinge; legs paler. Head sparsely punctate, vertex foveate, occiput deeply impressed. Thorax not wider than head, disk with a deep fovea each side, the base and apex sparsely punctured on the sides. Elytra with four rows of eye-like fovee. Length 8.5 mm.

One in Field Museum collection labelled "Ind." Probably from near South Bend. A member of the boreal fauna.

- 36 (151). ELAPHRUS LEVIGATUS Lec. Ann. Lyc. Nat. Hist., V, 1852, 200.

Bronzed, shining, legs picceous. Elytra not punctured, the fovee purplish. Length 7-8 mm.

Two specimens in Field Museum labelled "Ind." Ranges from Michigan to California.

- 37 (153). ELAPHRUS CICATRICOSUS Lec. Ann. Lyc. Nat. Hist., IV, 1848, 318.

Elongate-oblong. Dull brassy above; bluish beneath; tibiae and tarsi dull yellow. Thorax with a deep median impression and a small circular fovea each side; the punctures, as well as those of elytra, much more coarse and irregular in size than in *ruscarius*. Length 7-7.5 mm.

Mud flats, border of cypress swamp, Knox County; frequent locally. June 29-September 2.

- 38 (155). ELAPHRUS FULIGINOSUS Say, Trans. Amer. Phil. Soc., IV, 1831, 417; *ibid.* II, 529.

Brassy-black, tinged with green above, metallic green below; tibiae and tarsi reddish-brown. Thorax and sides of elytra sparingly punctate; disk of latter in part smooth. Length 8-8.5 mm.

A northern species taken sparingly along the beach of Lake Michigan near Pine, Lake County. May 20-June 29.

- 39 (160). ELAPHRUS RUSCARIUS Say, Trans. Amer. Phil. Soc., IV, 1834, 117; *ibid.* II, 196, 530.

Dull brassy above; metallic green beneath; impressions of elytra purplish; legs reddish-brown. Thorax coarsely punctate beneath, the disk with a faint median impression. Length 6 mm. (Fig. 37.)



Fig. 37.  
(After Lang.)

Common along streams and margins of ponds and lakes throughout the State. April 3–December 25. One specimen from Putnam County was taken on the latter date, indicating that the species probably hibernates in the imago stage.

## VI. BLETHISA Bon. 1813. (Gr. "to throw.")

Resembling *Elaphrus* but much larger, with proportionally narrower head and smaller eyes. Head and thorax parallel, the former with a deep groove each side; last joint of maxillary palpi short. They live during summer near rain pools or small bodies of water. One of the four species known from the United States has been taken in Indiana, while another perhaps occurs.

### KEY TO INDIANA SPECIES OF BLETHISA.

- a.* Thorax quadrate, smooth above and beneath except in the basal impressions; length 15 mm. QUADRICOLLIS.  
*aa.* Thorax subcordate, finely and densely punctate beneath; length 12 mm. MULTIPUNCTATA.

40 (164). BLETHISA QUADRICOLLIS Hald., Proc. Phil. Acad. Nat. Sci., III, 1847, 119.



Fig. 38.  
(After Leng.)

Blackish or coppery bronze above; black beneath. Thorax quadrate, sides feebly curved, margins strongly reflexed, basal impressions sparsely punctate, hind angles obtusely rounded. Elytra striate, punctured, each with about ten foveæ arranged in three rows. Length 15 mm. (Fig. 38.)

Represented in the collection by a single specimen, taken August 15 from beneath rubbish near a deep pool in the center of a tamarack marsh, one half mile south of DeLong, Fulton County. Specimens from Lake and St. Joseph counties are in the Wolcott and Field Museum collections at Chicago.

*B. multipunctata* Linn. has been taken in Michigan and northern Illinois, and doubtless occurs in the northern third of Indiana.

### Tribe V. NEBRINI.

Species of small or medium size, mostly black in color; antennæ with four basal joints glabrous; mandibles with bristle-bearing puncture on outer side; elytra margined at base. Prosternum prolonged behind the coxæ, the cavities open behind; hind coxæ touching. Five genera represent the tribe in the United States, two of which occur in Indiana.

## KEY TO INDIANA GENERA OF NEBRINI.

- a.* Size small, not over 5 mm.; front tibiae very obliquely truncate, the inner spur above the apex; vertex sulcate. VII. NOTIOPHILUS.  
*aa.* Size medium, 8 or more mm.; front tibiae not obliquely truncate, spurs terminal; vertex not sulcate. VIII. NEBRIA.

## VIII. NOTIOPHILUS Dum. 1806. (Gr., "spring + loving.")

Small oblong black or bronzed beetles, having the head horizontal, triangular, striate, and as broad as or broader than the thorax; eyes prominent; elytra with sides almost parallel, but little broader than thorax. They occur beneath leaves along the margins of open woods and cultivated fields, and in early spring are frequent about the bases of trees and stumps and the sides of logs. Eleven species are known from the United States, three of which have been taken in Indiana. Our species belong to the group having the front 5-striate.

The latest and best paper on the genus is that of:

*Faill, H. C.*—'A Review of of the North American Species of *Notiophilus*' in *Psyche*, XIII, 1906, 79-92.

## KEY TO INDIANA SPECIES OF NOTIOPHILUS.

- a.* Legs and antennae entirely pale reddish-brown; head much wider than thorax, the sides of the latter deeply sinuate behind the middle. 41. XENEUS.  
*aa.* Legs dark, or with the tibiae alone paler; antennae pale at base only.  
*b.* Elytra each with one apical annulate puncture; second elytral interspace equal to two intervals in width; size larger, form stouter. 42. SEMISTRIATUS.  
*bb.* Elytra each with two apical annulate punctures; second elytral interspace broader, equal to three intervals in width; size smaller, more slender. 43. NOVEMSTRIATUS.

## 41 (173). NOTIOPHILUS XENEUS Hbst., Col., X, 1806, 235.

Metallic bronze, shining. Thorax coarsely punctured near base and apex, disk smooth; hind angles acute, prominent. Punctures of elytral striae deep at base, becoming indistinct behind the middle; the second elytral interspace as in *semistriatus*. Length 5 mm. (Fig. 39.)



Fig. 39.  
(After Leng.)

Lake, Vigo and Posey counties; scarce. May 18-June 18.

42 (174). NOTIOPHILUS SEMISTRIATUS Say, Trans. Amer. Phil. Soc., 11, 1823, 81; *ibid.*, 11, 197.

Rather stout. Blackish or purplish-bronze, strongly shining; tibiae and four basal joints of antennae usually pale. Terminal joint of palpi dilated and truncate. Thorax coarsely punctate at sides, apex and base, the disk smooth; sides strongly sinuate behind the middle. Elytral striae

entire, the inner ones faintly impressed at apex, punctures fine. Length 5 mm.

Lake, Vigo, Putnam, Marion and Posey counties; scarce. April 23–October 4. This, according to Fall, is the form usually known as *sibiricus*, it having been wrongly placed under that name by Leconte.

43 (—). *NOTIOPHILUS NOVEMSTRIATUS* Lec., Ann. Lyc. Nat. Hist., IV, 1818, 450.

Shorter, more slender. Metallic bronze, shining; tibiae and four basal joints of antennæ pale. Thorax as in *semistriatus*, the sides less sinuate. Elytral subutaceous at tip, the striae entire, regularly and distinctly punctured. The second elytral interspace is wider than in either of our other species and, as a consequence, the lateral striae are more crowded. Length 4 mm.

Southern half of State; frequent. March 6–October 9. Probably hibernates as imago. This is the *semistriatus* of Leconte, *ucc.* Say.

#### VIII. *NEBRIA* Latr., 1802.

Species of medium size, having the antennæ slender, two-thirds or more the length of body, joints cylindrical; maxillæ armed beneath with bristles; scutellar striae of elytra always very distinct. About 24 species are known from the United States. Of these but one has been taken in Indiana, though two others may possibly occur. These three species are black and have the elytra truncate at base, the humeri distinct, the third interval with four or five large dorsal punctures. For literature see:

Horn.—“Descriptive Catalogue of the Species of *Nebria* of the United States” in Trans. Amer. Ent. Soc., III, 1870, 97–104.

Horn.—“Synoptic Table” in Bull. Brook. Entom. Soc., I, 1871, 30.

#### KEY TO INDIANA SPECIES OF *NEBRIA*.

*a.* Sides of elytra subparallel.

*b.* Sides of thorax oblique, not sinuate near base; legs black.

*SUTURALIS.*

*bb.* Sides of thorax sinuate near base; legs brown or piceous, the tibiae paler.

*SÄHLBERGI.*

*aa.* Sides of elytra rounded; legs pale yellow.

*II. PALLIPES.*

*N. suturalis* Lec., 10–11.5 mm., and *N. sählbergi* Fisch., 10 mm. in length, belong to the boreal fauna and range from New Hampshire westward. They are likely to be found with other members of that fauna in the northern third of Indiana.



41 (2011). *NEBRIA PALLIUS* Say, Trans. Amer. Phil. Soc., 11, 1823, 78; *ibid.*, 11, 191.

Elongate-oval. Black, shining; legs and antennae pale yellow. Thorax short, broad, much narrowed behind, margins rather wide, strongly re-lexed; hind angles obtuse; disk smooth with a deep median impressed line. Elytra deeply striate, the striae finely punctured on the sides; intervals convex, the third with five larger punctures on the outer side. Length 10-12 mm.

Lawrence, Franklin and Vigo counties; scarce. April 15-July 11. Occurs beneath stones and rubbish close to running water. Probably to be found sparingly throughout the State.

#### Tribe VI. SCARITINI.

Species variable in size, having the antennae rising from under a frontal plate; head with one or two bristle-bearing punctures above the eyes; mandibles without a similar puncture on the outer side; labrum short, emarginate or sinuate. Body pedunculate, scutellum not visible. Elytra not, or rarely, slightly margined at base; prosternum not prolonged behind the coxae; front coxal cavities closed behind; hind coxae touching; legs stout, more or less adapted to digging. The tribe is composed of six genera, all of which are represented in Indiana.

#### KEY TO GENERA OF SCARITINI.

- a.* Species of large or medium size, 15 or more mm. in length; basal joint of antennae long; mentum broad, concealing at the sides the base of the maxillae; one bristle-bearing puncture above the eye and one at hind angles of thorax.
- b.* Form broad, size large; hind angles of thorax distinct; elytra with humeral carina. IX. *PASIMACHUS*.
- bb.* Form narrow, size medium; hind angles of thorax wanting; elytra without humeral carina. X. *SCARITES*.
- aa.* Species of small size, less than 10 mm. in length; basal joint of antennae short; base of maxillae not covered by the mentum; two bristle-bearing punctures above each eye and two at hind angles of thorax.
- c.* Margin of elytra entire; mandibles flat and curved.
- d.* Front tarsi slender in both sexes.
- e.* Thorax globular or oval; terminal joint of male palpi dilated and excavated beneath. XI. *DYSCHIRIUS*.
- cc.* Thorax more or less quadrate; palpi similar in the sexes, not dilated or excavate in male. XII. *CLIVANA*.
- dd.* Front tarsi dilated in both sexes.
- f.* Head not striate; mentum feebly emarginate. XIII. *ASPINOGLOSSA*.
- ff.* Head with numerous fine striae or longitudinal grooves; mentum deeply emarginate. XIV. *SCHIZOGENIUS*.

*cc.* Margin of elytra interrupted behind the middle and with a fold along the suture; mandibles slender, prolonged, not curved; front tarsi dilated. XV. ARDISTOMUS.

IX. PASIMACHUS Ben. 1813. (Gr., "all + fight.")

Large, broad species, having the color black, the thorax and elytra usually bordered with blue; thorax broad, with distinct hind angles; elytra rounded or subacute at apex; front tibiæ palmate. They occur beneath stones, logs and rubbish in open woods and along the borders of cultivated fields, preferably in sandy places, and feed upon larvæ of various kinds, especially those of the army worm. For this reason they are to be classed among the most beneficial of the Carabidæ. Eleven species are known from the United States, four of which have been taken in Indiana. The principal papers treating of the genus are as follows:

*LeConte.*—"Notes on the Species of Pasimachus" *in* Bull. Buffalo Soc. Nat. Sci., I, 1874, 266.

*LeConte.* "Synoptic Table" *in* Bull. Brook. Ent. Soc., I, 1879, 15.

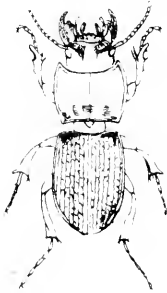


Fig. 40.  
(After LeConte.)



Fig. 41.  
(After LeConte.)

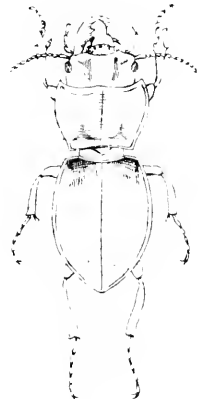


Fig. 42.  
(After LeConte.)

KEY TO INDIANA SPECIES OF PASIMACHUS.

- a.* Elytra obtusely rounded at apex, feebly striate; spine of middle tibiæ compressed, obtuse at tip; hind angles of thorax obtuse, not prominent. 45. SUBLEVIS.
- aa.* Elytra subacute at apex, not striate; spine of middle tibiæ slender, acute; thorax more or less constricted at base, its hind angles prominent.
- b.* Hind tibiæ of male not densely pubescent on inner side; form broad; elytra smooth. 46. DEPRESSUS.
- bb.* Hind tibiæ of male densely pubescent on inner side near the tip.

- c. Form elongate; humeral carina long, curved outward in front; elytra smooth; length 23-26 mm. 47. *ELONGATUS*.
- cc. Form broader; humeral carina short; elytra usually with pairs of punctures; length 28-30 mm. 48. *PUNCTULATUS*.

45 (210). *PASIMACHUS SUBLEVIS* Bonl., Obs. Ent., 1813, 16.

Elongate-oblong. Black with blue margins. Thorax subquadrate, front angles prominent, sides feebly curved, suddenly converging at basal third. Elytra with sides parallel, convex; disk with faint rows of small punctures. Length 21-28 mm. (Fig. 40.)

Known from Indiana by a single specimen taken from beneath a log on the sandy margin of the old canal north of Terre Haute, Vigo County. May 16.

46 (211). *PASIMACHUS DEPRESSUS* Fab., Syst. Ent., I, 1792, 94.

Black, usually with blue margin. Labrum broadly and feebly trilobed; mandibles feebly or not at all striate. Hind tarsi long and slender. Female dull, male shining. Length 24-30 mm. (Fig. 41.)

Common singly or in pairs beneath stones and logs on the slopes of high hills near Wyandotte, Crawford County. May 17-June 26.

47 (217). *PASIMACHUS ELONGATUS* Lec., Ann. Lyc. Nat. Hist., IV, 1848, 147.

Black with blue margins. More elongate and less broad than the preceding; hind tibiae and tarsi less slender. Labrum broadly trilobed, the middle lobe the wider; mandibles finely but distinctly striate. Length 23-26 mm.

Lake, Marion and Vigo counties; scarce. May 16-August 26.

48 (218). *PASIMACHUS PUNCTULATUS* Hald., Proc. Phil. Acad. Nat. Sci., I, 299.

Allied to *P. depressus*, but differing by the hind tibiae and tarsi being less slender and less elongate, and by the hind tibiae of the male being densely pubescent on inner side near tip. Elytra usually with rows of punctures, approximate by pairs. Mandibles deeply and coarsely striate. Length 28-30 mm. (Fig. 42.)

Throughout the State; frequent. April 2-July 6.

## X. SCARITES Fab., 1775. (NL., "a scratcher.")

Narrow, oblong black beetles having the body very plainly pedunculate; hind angles of thorax wanting; elytra parallel, rounded behind and without humeral carinae; front tibiae widened, flattened and toothed on outer side.

Two species occur in our fauna, and are quite common about gardens and borders of cultivated fields beneath logs, stones and rubbish. They feed upon animal food alone and are very beneficial.

49 \* (220). *SCARITES SUBTERRANEUS* Fab., Syst. Ent., I, 1785, 124.

Black, shining. Head with two deeply indented parallel lines. Thorax subquadrate, sides nearly straight, finely margined, apex truncate, base angulate. Elytra distinctly striate, the striae without punctures. Length 15-20 mm.

Throughout the State; common. January 1–July 20. Hibernates as imago.

50 (220a). *SCARITES SUBSTRATUS* Hald., Proc. Phil. Acad. Nat. Sci., II, 1844, 51.

Differs from *subterraneus* only in size. I have seen no intermediate specimens, nor do I find record of any; hence I regard it as a distinct form. Length 25-30 mm.

Common throughout the State. April 1–July 7.

## XI. *DYSCHIRIUS* Bon. 1813. (Gr., "bad + hand.")

Small black or bronzed, shining species, having a globular thorax and flat bowed mandibles. They live in burrows in wet sandy places, along streams and lakes and may be taken in the evening, when they run freely about, or at any time by pouring water over their burrows, which causes them to emerge. About 40 species are known from the United States, eight of which have been taken in Indiana, while two or three others perhaps occur. The principal papers on this and the next three genera are as follows:

*Account*.—"Synopsis of the Species *Clivina* and Allied Genera Inhabiting the United States" *in* Proc. Phil. Acad. Nat. Sci., 1857, 75-83.

*Account*.—"Synoptic Tables" *in* Bull. Brook. Ent. Soc., II, 1879, 17, 32, 34.

### KEY TO INDIANA SPECIES OF *DYSCHIRIUS*.

- a. Dorsal punctures of elytra, when present, on third interval only.
- b. Third interval of elytra with three punctures.
  - c. Front without a visible transverse impression; elytral striae reaching apex; femora black. 51. *NIGRIPES*.
  - cc. Front with a deep transverse impression.
    - d. Striae extending to base of elytra, obliterated behind the middle.
      - c. Thorax transversely ovate; legs and antennae wholly reddish-brown. 52. *GLOBULOSUS*.
      - cc. Thorax globular.
        - f. Elytral striae deeper; tibiae and base of antennae reddish-brown. 53. *LONGULUS*.
        - ff. Elytral striae feeble; legs and antennae black. 54. *ÆNEOLUS*.

*dd.* Striae not extending to base of elytra; tip of elytra rufous.

*g.* Elytral striae strongly punctate; thorax ovate, broader than long. 54. *HEMORRHODALIS*.

*gg.* Elytral striae feebly punctate; thorax quadrate-globose. 55. *TERMINATUS*.

*bb.* Third interval of elytra with two punctures or none at all.

*h.* Apical spur of front tibiae very short; elytral striae coarsely punctured, absent on apical third; thorax longer than wide. *BRASINUS*.

*hh.* Apical spur of front tibiae long.

*i.* Elytral striae deep, entire; clypeus bisinuate and with three teeth. 56. *SPILERICOLLIS*.

*ii.* Elytral striae partly abbreviated at base; clypeus truncate.

*j.* Thorax ovate, broader than long. *TRINCATUS*.

*jj.* Thorax oval, not wider than long. 57. *ERYTHROGASTER*.

*uu.* Elytra with third, fifth and seventh intervals each furnished with single rows of seta-bearing punctures; thorax globose; elytral striae coarsely punctured. 58. *IMPIDUS*.

51 (225). *DYSCHIRIUS NIGRIPES* Lec., Trans. Amer. Phil. Soc., X, 1853, 396.

Elongate, slender. Black, strongly shining; antennae piceous, the basal joint, tibiae and tarsi dark reddish-brown. Clypeus bidentate. Thorax globose with a very fine, median impressed line. Elytral striae fine, distinctly punctured only on basal half. Length 3.32 mm.

Lake County; rare. May 5. A member of the boreal fauna.

52 (232). *DYSCHIRIUS GLOBULOSUS* Say, Trans. Amer. Phil. Soc., II, 1823, 23; *ibid.* II, 452.

Black or dark reddish-brown, strongly shining; legs and antennae rufous. Thorax ovate, broader than long, disk with a median impressed line. Elytral striae extending to base, distinct, coarsely punctate; wholly absent on apical third. Length 2.73 mm. (Fig. 13.)

Throughout the State, frequent; much more so northward. March 5-August 24. Often taken from beneath the loose bark of logs in low ground woods.



FIG. 13. (Original.)  
13.

53 (234). *DYSCHIRIUS LONGICOLLIS* Lec., Agass. Lake Sup., 1850, 201.

Allied to the preceding but a little smaller and having the antennae fuscous at apex. Thorax subglobose (the length equal to the breadth) and not narrowed in front. Elytra more elongate, with deeper striae, the punctures of which are absent on apical half. Length 2.5-2.7 mm.

Throughout the State; frequent. March 17-October 1.

*D. uncolus* Lec., black, shining, and 3.8 mm. in length, is also a member of the boreal fauna and very likely occurs in the northern third of the State.

54 (233). *DYSCHIRIUS HÆMORRHOIDALIS* Dej., Spec. V, 1830, 511.

Blackish-bronzed, strongly shining; antennæ, legs and tips of elytra pale reddish-brown. Thorax ovate, transverse. Elytral striæ coarsely and deeply punctate, abbreviated at base and obsolete on apical third. Length 2.8-3.3 mm.

Starke, Lawrence and Fayette counties; frequent. May 11-August 23.

55 (234). *DYSCHIRIUS TERMINATUS* Lec., Ann. Lyc. Nat. Hist., IV, 1848, 212.

Elongate, slender. Black, slightly bronzed, strongly shining; antennæ, legs, abdomen and apical third of elytra obscure reddish. Thorax as broad as long, strongly convex, without a longitudinal impressed line. Elytral striæ indistinct at base and wholly wanting on apical third, their punctures indistinct; the dorsal punctures of third interval located one on basal third, one near the middle and one slightly behind the middle. Length 3.2 mm.

Posey County; rare. April 26. Taken from beneath rubbish in cornfield near river bank.

*D. brevispinus* Lec., black, shining, 3.4 mm. in length, occurs in Michigan and Ohio and doubtless in Indiana.

56 (237). *DYSCHIRIUS SPHERICOLLIS* Say, Trans. Amer. Phil. Soc., II, 1823, 23; *ibid.* II, 452.

Black-bronzed; antennæ and legs dark red. Thorax ovate, not broader than long; disk with a median impressed line. Elytra deeply striate, the striæ entire, punctures indistinct on apical half. Length 5.5 mm.

Fayette and Posey counties; rare; also two in Webster collection. July 4-August 23. Our largest species.

*D. truncatus* Lec., blackish-bronzed, 5.5 mm. in length, occurs in Illinois and Missouri and probably in western Indiana.

57 (240). *DYSCHIRIUS ERYTHROCERUS* Lec., Proc. Phil. Acad. Nat. Sci., 1857, 78.

Elongate. Blackish-bronzed, shining; legs and antennæ reddish-brown. Front of head with a transverse impression between the eyes. Thorax subovate, slightly longer than broad, with a fine, median impressed line. Elytral striæ slightly abbreviated at base and absent on apical third, coarsely punctured; dorsal punctures of third interval located one in front of middle, the other, very fine, on apical third. Length 4-5 mm.

Putnam County; rare. July 4.

58 (254). *DYSCHIRIUS HISPIDUS* Lec., New Spec. N. Amer. Col., I, 1863, 4.

Blackish-bronzed, strongly shining; antennæ yellowish; legs reddish-brown. Thorax globose, as broad as long. Clypeus emarginate, two-toothed. Elytral striæ impressed and coarsely punctate except on apical

third; the punctures of the third, fourth and seventh intervals fine but distinct, each bearing a long hair readily visible under a lens when viewed from the side. Length 3 mm.

Posey and Clark counties; rare. April 18-May 6. Taken from beneath boards on the banks of the Wabash and Ohio rivers.

## XII. CLIVINA Lat. 1862. (A proper name.)

Small black or reddish brown species closely allied to *Dyschirius* but having the thorax more or less quadrate, the sides either strongly oblique or rounded near base; the disk with a median impressed line. Palpi similar in both sexes, not dilated nor excavated in the male. They occur in damp places, along streams and lakes, and may be captured by throwing water on their burrows and then picking them up as they emerge. Some of the species, as probably some of the *Dyschirius*, hibernate in the perfect stage. Twenty-two species are known from the United States. Of these seven have been taken in Indiana, while three others perhaps occur.

### KEY TO INDIANA SPECIES OF CLIVINA.

- a.* Middle tibiae with a spur near the outer tip; clypeus with a lobe each side; dorsal punctures of elytra three or more.
- b.* Front femora dentate near the tip; color black. 59. DENTIPES.
- bb.* Front femora thickened, not dentate; color reddish-brown or piceous.
- c.* Vertex sulcate.
- d.* Vertical groove deep and long; head sparsely punctate behind the eyes; larger, 6-6.5 mm. 60. IMPRESSIFRONS.
- dd.* Vertical groove shorter, more shallow; head and thorax punctured; smaller, 5-5.5 mm. 61. PUNCTIGERA.
- cc.* Vertex not sulcate; head and thorax smooth; basal angle of thorax dentate. 62. RUFICUNDA.
- aa.* Middle tibiae without a spur on the outside of tip.
- c.* Clypeus with a lobe each side; front of head with a pit; front femora beneath deeply sinuate near the tip; dorsal punctures three or more.
- f.* Color in part or wholly brownish-red.
- g.* Elytra entirely light brownish-red. 63. RUFA.
- gg.* Elytra brownish-red with a broad black suture. COLLARIS.
- ff.* Color black; legs dark reddish-brown, antennae paler. 64. AMERICANA.
- cc.* Clypeus rounded at sides; front femora thickened, not sinuate beneath; dorsal punctures two or none.
- h.* Vertex sulcate; thorax elongate; color reddish-brown. FERREA.
- hh.* Vertex not or faintly sulcate; thorax subquadrate; black, elytra with reddish spots.
- i.* Thorax nearly smooth. 65. BIPUSTULATA.
- ii.* Thorax punctate. POSTICA.



Fig. 44.  
(After Leug.)

59 (258). *CLIVINA DENTIPES* Dej., Spec. I, 1825, 115.

Elongate, slender. Black, shining; legs piceous; antennæ and tarsi reddish-brown. Elytral striae distinct, finely punctured. Length 7.5-8.5 mm. (Fig. 41.)

Throughout the State; frequent. April 6-October 9.

60 (259). *CLIVINA IMPRESSIFRONS* Lec., Proc. Phil. Acad. Nat. Sci., II, 1841, 50.

Readily known by its uniform reddish-brown hue and the deep groove of vertex. Elytral striae distinct, finely punctured. Length 6-6.5 mm. (Fig. 45.)

Frequent throughout the State, beneath stones along the sandy margins of streams and lakes, and in low, damp cultivated fields. April 1 August 30. Said to do much damage to sprouting corn grains.

61 (263). *CLIVINA PUNCTIGERA* Lec., Proc. Phil. Acad. Nat. Sci., 1857, 81.

Elongate, slender, parallel. Dark reddish-brown; elytra piceous, the antennæ and legs a little paler. Vertical groove evident but shallow, with numerous fine punctures near its front end and coarser ones on sides. Thorax finely and sparsely punctured. Elytral striae deep, the punctures fine; the third stria with four dorsal punctures. Length 5-5.5 mm.



Fig. 45.

DuBois County; rare. May 11. Resembles *impressifrons* but smaller, with shorter and more shallow vertical groove and with the outer front angles of the clypeus less advanced. A southern form described from South Carolina.

62 \*(264). *CLIVINA RUBICUNDA* Lec., Proc. Phil. Acad. Nat. Sci., 1857, 81.

Elongate, slender. Head, thorax, antennæ and legs reddish-brown; elytra darker. Head smooth, vertex foveate. Thorax with one or two dull teeth on each basal angle. Length 4.8-5.2 mm.

Vigo and Posey counties; scarce. February 10-May 7. Occurs beneath logs and chunks some distance from water. Hibernates as imago. A handsome little species, also of southern range.

63 (266). *CLIVINA RUFA* Lec., Proc. Phil. Acad. Nat. Sci., 1857, 81.

Uniform light brownish-red. Elytral striae entire, finely punctate. Length 5 mm.

Floyd County; scarce. September 29-October 9.

*C. collaris* Herbst, an introduced European species, 5.2 mm. in length, has been taken near Cincinnati and probably occurs in southern Indiana.



61 (269). *CLIVINA AMERICANA* Dej., Spec., V, 1830, 503.

Elongate, slender. Black; legs and very narrow outer margin of thorax and elytra dark reddish-brown; antennae paler. Elytral striae entire, finely punctulate. Length 5 mm.

Throughout the State; frequent. April 1–July 23.

*C. ferrca* Lec., 5.2 mm. in length, has been taken in Illinois and perhaps occurs in western Indiana.

65 (275). *CLIVINA BIPUSTULATA* Fab., Syst. El., I, 1801, 125.

Black, usually with two large, obscure red spots at base of elytra and two near the apex; legs and antennae reddish-brown. Elytral striae deeply punctate. Length 6–7.5 mm.

Frequent in the southern half of the State; taken in the north only in Lake County. April 4–July 4.

*C. postica* Lec., a southern species, 5.2 mm. in length and having the front tibiae armed with two teeth, has been taken near Cincinnati and probably occurs in the southern third of Indiana.

XIII. *ASPIDOGLOSSA* Putz. 1846. (Gr., "a shield; tongue.")

Represented in the United States by a single, small, black species having the mentum feebly emarginate; thorax subglobose; head without fine grooves; front tarsi dilated in both sexes.

66 (280). *ASPIDOGLOSSA SUBANGULATA* Claud., Bull. Mosc., IV, 1843, 738.

Black, strongly shining; antennae and legs reddish-brown; elytra with a reddish spot on apical fourth. Thorax short, subglobose, apex truncate; disk smooth without median line. Elytra deeply striate, the striae coarsely punctate; second interval with seven or eight, the fourth with five or six, dorsal punctures. Length 7.5 mm. (Fig. 46.)



Fig. 46.

Southern third of State; frequent. April 8–September 19. Occurs beneath the bark of logs in low, moist woods; also beneath stones and rubbish near water. Resembles closely *Clivina bipustulata* and doubtless confused with that species in many collections. Readily distinguished by the shorter, more globose thorax and the numerous dorsal punctures of second and fourth intervals. A member of the Austro-riparian fauna.

XIV. *SCHIZOGENUS* Putz. 1846. (Gr., "cleft; chin.")

Small blackish or reddish brown beetles allied to *Clivina*, but having the mentum deeply emarginate; head with numerous fine,

lengthwise grooves; thorax subquadrate, apex truncate, sides straight to near base, then strongly oblique or rounded; disk smooth, with an entire median and two shorter impressed lines; front tarsi more or less dilated in both sexes. Like the members of the three preceding genera, they live mostly in damp sandy places. Three of the eight species known from the United States have been taken in Indiana.

KEY TO INDIANA SPECIES OF SCHIZOGENIUS.

- a.* Color blackish; elytra somewhat depressed, striae deep, finely and closely punctate. 67. LINEOLATUS.  
*aa.* Color reddish-brown.  
*b.* Elytra cylindrical, striae indistinctly punctured. 68. FERRUGINEUS.  
*bb.* Elytra strongly depressed; hind angles of thorax prominent before the base. 69. AMPHIBIUS.

67 (283). SCHIZOGENIUS LINEOLATUS Say, Trans. Amer. Phil. Soc., 11, 1823, 22; *ibid.* 11, 451.

Uniform blackish or piceous above; dark reddish-brown beneath; antennae and legs somewhat paler. Length 3.5-4 mm.

Vigo and Franklin counties; rare. April 1-June 11.

68 (285). SCHIZOGENIUS FERRUGINEUS Putz., Mon., 1846, 653.

Color uniform pale reddish-brown; elytral striae deep, punctures feeble. Length 3 mm.

Beach of Lake Michigan near Millers, and Pine, Lake County; frequent locally. April 29-July 23.

69 (286). SCHIZOGENIUS AMPHIBIUS Hald., Proc. Phil. Acad. Nat. Sci., 1, 1842, 299.

Dark reddish-brown; elytra darker than the other parts. Hind angles of thorax represented by a distinct tooth or cusp before the base. Length 3-3.5 mm.

Fountain, Clay and Owen counties; rare. June 15-August 13. Known from New York and Missouri.

XV. ARDISTOMIS Putz. 1846. (Gr., "high + mouth.")

Small black or greenish shining beetles having the thorax rounded, considerably narrower than elytra; mandibles slender, prolonged, not curved. They occur in low moist woods, beneath bark, stones and rubbish. Five are known from the United States, two of which have been taken in Indiana.

70 (232). *ARDISTOMIS VIRIDIS* Say, Trans. Amer. Phil. Soc.,  
II, 1823, 21; *ibid.* II, 151.

Greenish-black, shining; mandibles, antennae and legs reddish-brown. Thorax with a median impressed line, smooth except along the margins. Elytra not striate, each with three or four rows of rather fine, scarcely impressed punctures, each puncture bearing a short, erect hair, the hairs plainly visible only from the side. Length 5 mm. (Fig. 47.)



Fig. 47.  
(After Leng.)

Lake, Lawrence and Posey counties; scarce. May 16–August 15.

71 (233). *ARDISTOMIS PUNCTICOLLIS* Putz., Mon. 1846, 129.

Resembles *viridis*, but more slender and with the disk of thorax sparsely and coarsely punctured, each puncture bearing a bristle-like hair. Punctures of elytra coarser and more numerous. Length 5 mm.

Southern half of State; frequent. Hibernates as imago. February 23–June 23.

### Subfamily II. HARPALINAE.

The members of this subfamily have the epimera of the mesosternum variable in width but not reaching the coxa, the middle coxal cavities therefore enclosed on the outer side by the junction of the meso- and metasterna; head marked with one or two bristle-bearing punctures over each eye; thorax with a similar puncture at the side and another at the hind angle, very rarely without the latter and still more rarely without either; front tibiae always either obliquely sinuate or deeply emarginate within, the inner spur remote from apex.

For convenience the subfamily was divided by Horn into two great groups or sections as follows:

#### KEY TO SECTIONS OF HARPALINÆ.

- a.* Head with two punctures above the eye, each bearing a single bristly hair. Section I. HARPALINÆ BISETOSÆ, p. 64.  
*aa.* Head with but one bristle-bearing puncture above the eye. Section II. HARPALINÆ UNISETOSÆ, p. 156.

When two punctures occur, the front one is close to the margin of the eye in front, and the hind one a little remote from the eye, opposite its hind margin. Where there is but one bristle-bearing puncture it is a little removed from the margin of the eye, and is situated opposite the middle of the eye or a little behind that point.

The internal elytral fold mentioned in the key can only be seen by lifting one of the elytra. Its purpose is to afford a means of support to the edge of the abdomen, and at the point of origin of the fold behind, the last ventral segment is held firmly when the insect is in repose.

Section I. *HARPALINÆ BISETOSÆ.*

This section is divided by Hora into 24 tribes, of which 12 are known to be represented in Indiana, while members of two others probably occur.

KEY TO INDIANA TRIBES OF HARPALINÆ BISETOSÆ.

- a.* Mandibles with a bristle-bearing puncture in the groove (scrobe) on the outer side.
- b.* Antennæ slender, with at most two basal joints glabrous; abdominal segments entirely corneous or horn-like.
- c.* Last joint of palpi awl-shaped; mesosternal epimera wide; length less than 8 mm. Tribe IV. BEMBIDINI, p. 67.
- cc.* Last joint of palpi slender, elongate or subcylindrical; mesosternal epimera narrow. Tribe V. POGONINI, p. 86.
- bb.* Antennæ moniliform or bead-like, four basal joints glabrous; abdominal segments 3, 4 and 5 narrowly coriaceous or leather-like on their hind margins. Tribe II. NOMINI, p. 66.
- aa.* Mandibles without a bristle-bearing puncture in the scrobe.
- d.* Margin of elytra interrupted at posterior third and with a distinct internal fold.
- c.* Four basal joints of antennæ glabrous; body slightly pedunculate; antennæ moniliform; front tibiae dilated; length 12-16 mm. Tribe III. MORIONINI, p. 66.
- cc.* Three (or fewer) basal joints of antennæ glabrous.
- f.* Head constricted behind the eyes, then dilated to a semi-globular neck; last joint of maxillary palpi arising obliquely from the preceding joint. Tribe I. PANAGEINI, p. 65.
- ff.* Head not constricted behind the eyes; last joint of maxillary palpi arising normally from the end of the preceding joint. Tribe VI. PTEROSTICHINI, p. 88.
- dd.* Margin of elytra not interrupted posteriorly and without an internal fold.
- g.* Front of head short; labrum impressed. Tribe VII. LUCINI, p. 112.
- gg.* Front of head normal.
- b.* Next to last joint of labial palpi with but two bristly hairs.
- i.* Head elongate, prolonged behind the eyes; neck constricted and dilated behind into a semiglobular knob.
- j.* Elytra entire. Tribe X. CTENODACTYLINI, p. 137.
- ii.* Elytra truncate; three basal joints of antennæ glabrous. Tribe XI. ODACANTHINI, p. 138.

*ii.* Head not prolonged behind the eyes; neck not semi-globose.

*k.* Elytra rounded at tip; tarsal claws simple.

Tribe IX. ANCHONODERINI, p. 137.

*kk.* Elytra not rounded at tip.

*l.* Elytra obliquely sinuate at apex.

Tribe VIII. PLATYXINI, p. 119.

*ll.* Elytra truncate at tip.

*m.* Front tibiae slender; paraglosse membranous.

Tribe XIII. LEBINI, p. 141.

*mmm.* Front tibiae rather stout, gradually broader to tip; paraglosse horn-like. Tribe XIV. HELICONINI, p. 155.

*hh.* Next to last joint of labial palpi with a number of bristly hairs in front and always longer than the terminal joint; eyes normal; first antennal joint elongate.

Tribe XII. DRYPTINI, p. 139.

#### Tribe I. PANAGEINI.

Head constricted behind the eyes, then dilated to a semiglobular neck; mentum emarginate; labrum with only four setae; antennae rising from under a distinct frontal ridge, three basal joints glabrous. Body not pedunculate, scutellum distinct. Elytra not margined at base, their sides narrowly inflexed. Hind coxae contiguous. Males with the first two joints of the front tarsi dilated and hairy beneath.

The tribe is represented in Indiana by the single genus:

#### XVI. PANAGEUS Latr. 1802. (Gr., "all-holy.")

Medium sized black or reddish-brown beetles having the elytra prolonged beyond the base of the scissors-like mandibles; upper surface coarsely punctured, and clothed with erect hairs; thorax semi-globose, strongly constricted near base, its hind angles rectangular. They occur beneath stones and logs, usually in sandy localities. Three species are known from the United States, two of which occur in Indiana.

72 (295). PANAGEUS CRUCIGERUS Say, Trans. Amer. Phil. Soc., II, 1823, 69; *ibid.* II, 489.

Head and thorax black; elytra each with two large red spots extending from the margin to the first or second striae. Thorax with numerous coarse, deep punctures, its hind angles small, acute; elytral striae and punctures deep. Length 11 mm.

Two in Stein collection labeled "Ind.": probably from Posey County. One in Dury collection from Laporte County, Indiana. Taken also by Dury near Cincinnati.



Fig. 48.  
(After Leng.)

\*73 (296). PANAGÆUS FASCIATUS Say, Trans. Amer. Phil. Soc., II, 1823, 70; *ibid.* II, 490.

Head and thorax reddish-brown; elytra reddish-brown with a black cross-band behind the middle and another at tips; legs and abdomen piceous. Thorax and elytra punctured as in the preceding. Length 7.5–8.5 mm. (Fig. 48.)

Throughout the State; scarce, January 14–October 10. Sometimes found crawling along woodland paths; hibernates as imago.

#### Tribe II. NOMINI.

Antennæ arising from beneath a distinct frontal ridge, the third joint nearly as long as the two following. Head stout, oval, neck broad; labrum short, broadly emarginate; mandibles curved, with a feeble tooth on inner edge at middle and a bristle-bearing puncture in the outer groove. Body pedunculate, scutellum invisible. Elytra slightly margined at base. Hind coxæ contiguous; tarsi not dilated.

The tribe is represented in southern Europe and the United States by a single species, *Nomius pygmaeus* Dej., an elongate-oblong, chestnut brown or piceous beetle, 7 mm. in length, having the apex of thorax nearly twice the width of base and the elytra feebly striate-punctate. While its range is given as "New Jersey, Canada and Lake Superior, southward and westward to California," no verified specimen has been seen from Indiana, though one was in the Stein collection without locality label. It is said to occur under stones in moist places and to exude a very ill-smelling liquid when disturbed.

#### Tribe III. MORIONINI.

Head suddenly narrowed behind the eyes, neck stout; mentum deeply emarginate, last joint of palpi cylindrical. Elytra feebly margined at base, the disk with a single dorsal puncture on the apical third of third interval. Hind coxæ contiguous; front tibiae triangular, not spinose at the outer apical angle; first three joints of front tarsi slightly dilated in the male.

The tribe is represented in the Southern States by a single species, *Morio monilicornis* Latr., elongate, shining black, 12–16 mm. in length, the thorax with deep basal impressions. It lives beneath bark, has been taken by Dury near Cincinnati, and very probably occurs in the southern third of Indiana.

## Tribe IV. BEMBIDIINI.

Beetles of small size, black, reddish-brown or bronzed in hue, having the antennæ slender, arising from beneath a slight frontal margin, the first or the first two joints glabrous; mandibles feebly curved, acute at tip; last joint of palpi awl-shaped, the next to last club-shaped and with two setæ. Thorax with a bristle-bearing puncture at the side and another at hind angle; prosternum not prolonged. Elytra with sides narrowly inflexed, margin interrupted behind the middle, the disk with dorsal punctures; surface in our genera glabrous.

The tribe is represented in the United States by four genera, three of which occur in Indiana.

## KEY TO INDIANA GENERA OF BEMBIDIINI.

- a.* Front tibiæ not obliquely truncate at apex; sutural striae of elytra not recurved at apex; scutellar striae present.  
*b.* Eyes large or moderate. XVII. BEMBIDIUM.  
*bb.* Eyes entirely wanting. XVIII. ANILLUS.  
*aa.* Front tibiæ obliquely truncate at apex; sutural striae recurved at apex; scutellar striae absent. XIX. TACHYS.

## XVII. BEMBIDIUM Latr. 1832. (Gr., "a buzzing insect + little.")

A large genus of small black, greenish, or bronzed beetles, having the characters of the tribe as above given. Elytra glabrous, striate; front tibiæ deeply emarginate, apical angle not obliquely truncate; hind coxæ touching. Males with the first two joints of front tarsi dilated, the first joint being slightly elongate and nearly quadrate, the second more or less triangular, with the inner angle usually slightly prolonged.

The Bembidids occur for the most part along the banks of streams, ponds and lakes, especially on mud flats and bars. A few are found in moss and amongst old leaves about the trunks of trees and stumps or beneath the bark of logs. Several, perhaps most, of the species hibernate as imagoes.

The principal papers treating of the genus are as follows:

*Leconte*.—"Catalogue of the Species of Bembidium found in the United States" in Proc. Phil. Acad. Nat. Sci., 1857, 2.

*Hayward, Roland*.—"On the Species of Bembidium of America North of Mexico" in Trans. Amer. Ent. Soc., XXIV, 1897, 32-143.

*Hayward, Roland*.—"Synonymical Notes on Bembidium and Descriptions of New Species" in Trans. Amer. Ent. Soc., XXVII, 1901, 156-158.

About 130 species of *Bembidium* are known from the United States. Of these 27 have been taken in Indiana, while eleven others perhaps occur. On account of this large number of species the genus has, for convenience, been divided into three groups based upon the position of the dorsal punctures and the form of the humeri of the elytra. The dorsal punctures are located either upon the third interval or the third stria. In two of the species, however, viz., *lavigatum* and *semistriatum*, there are irregular rows of small punctures upon all of the intervals. These are placed in their proper sequence in the group having the "dorsal punctures on third interval." The form of the humeri, whether rounded into the sides of the elytra or subangulate with the latter, is also used as a character of importance. The tables which follow have been adapted from those given by Hayward, *loc. cit.*, to fit the species occurring in the State.

## KEY TO GROUPS OF INDIANA BEMBIDIUM.

- a.* Elytra with two or more dorsal punctures on the third interval.  
*b.* Humeri of elytra subangulate; eighth stria distinct from the margin. Group A.  
*bb.* Humeri of elytra rounded. Group C.  
*aa.* Elytra with two dorsal punctures on the third stria. Group B.

## GROUP A.

In this group the first puncture usually occurs on the third interval just in front of or just behind the middle, the second one-third to one-fourth from apex. The humeri are more or less angulate where they meet the sides of the elytra. It includes the Indiana species of Groups I to IV of Hayward.

## KEY TO INDIANA SPECIES OF GROUP A.

- a.* Elytral striae more or less abbreviated or indistinct behind the middle; mentum with a short, bifid tooth.  
*b.* Elytral intervals with irregular rows of sparsely placed, setæ-bearing punctures; color green or bronzed. 74. LEVIGATUM.  
*bb.* Elytra with two dorsal punctures on the third interval; color black, very shining. 75. NITIDUM.  
*aa.* Elytral striae entire; mentum with a large entire tooth.  
*c.* Elytra with two quadrate impressions on the third interval, each enclosing a dorsal puncture.  
*d.* Elytra with the fourth stria sinuate.  
*c.* Slender, elongate, convex; thorax as long as wide, not wider at base than apex. 76. INÆQUALE.  
*cc.* Broader, less convex; thorax distinctly wider than long, slightly wider at base than apex. LITTORALE.



*dd.* Elytra with the fourth stria straight.

*f.* Broad, slightly depressed; thorax nearly twice as wide as long, not wider at base than apex. 77. CARINULA.

*ff.* Robust; thorax about one-half wider than long, wider at base than apex. 78. PUNCTATOSTRIATUM.

*cc.* Elytra without quadrate impressions; two dorsal punctures on the third interval.

*g.* Thorax wider at base than apex, nearly twice as wide as long; color bronzed, shining. ROBUSTICOLLE.

*gg.* Thorax not wider at base than apex.

*h.* Feebly convex; elytral striae deeply punctate, the punctures not greenish; legs bronzed piceous. 79. COXENDIX.

*hh.* More robust; elytra less deeply striate, punctures greenish; legs pale brownish-yellow. 80. CONFUSUM.

74 (421). BEMBIIDUM LEVIGATUM Say, Trans. Amer. Phil. Soc., 11, 1823, 84; *ibid.*, 11, 199, 550.

Robust, convex. Green or bronzed, shining; antennae fuscous, the basal joints and legs dull yellow, the femora darker; under surface nearly black. Thorax subquadrate, more than one-half wider than long, sides broadly curved from apex to behind middle, thence sinuate to base, margins reflexed; hind angles rectangular and carinate; disk smooth, the basal impressions broad and deep. Elytra less than one-half wider than thorax, the striae coarsely punctured but not impressed. Length 5.5-7 mm.

Southern half of the State; frequent in sandy localities. April 15-July 28.

75 (313). BEMBIIDUM XIPHIUM Kirby, Fann. Bor. Amer., IV, 1837, 55.

Robust, slightly convex. Black or blackish-bronzed, strongly shining. Thorax subquadrate, about one-half wider than long, distinctly wider at base than apex; basal impressions broad, bistriate; hind angles rectangular, finely carinate. Elytra slightly wider than thorax, finely striate-punctate; the first, and sometimes the second striae entire, the others abbreviated behind; intervals flat. Length 5-6.5 mm.

Taken in small numbers by Wolcott near Indiana Harbor, Lake County. April 23-May 13. A member of the boreal fauna.

76 (398). BEMBIIDUM INEQUALE Say, Journ. Phil. Acad. Nat. Sci., III, 1823, 151; *ibid.*, 11, 97, 549.

Bronzed, shining; antennae piceous, the basal joint paler red; legs blackish-green, femora at base and tibiae more or less dull yellow. Thorax with sides curved from apex to behind middle, sinuate in front of hind angles, which are subacute, not carinate; disk finely alutaceous, median line deep, basal impressions small, deep. Elytra more than one-half wider than thorax, alutaceous, deeply striate, the striae punctured; intervals convex, the third to sixth more or less sinuate or irregular. Length 4.7-5.5 mm. (Fig. 49.)

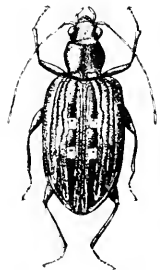


Fig. 49. (Original.)

5.

Southern half of State; frequent. April 12-Oct. 17.

*B. littorale* Oliv., coppery or greenish bronze in hue and 5-6.5

mm. in length, occurs in Canada and Michigan and probably in northern Indiana.

77 (305). *BEMBIDIUM CARINULA* Chaud., Rev. et Mag. Zool., XX, 1868, 239.

Broad, slightly depressed. Coppery bronze to black; antennæ and femora bronzed-piceous, the tibiæ and tarsi often paler. Thorax with the sides curved in front, deeply sinuate behind; hind angles subacute, carinate; disk alutaceous, finely wrinkled near base and along the median line; basal impressions broad, deep, bistrate. Elytra one-half wider than thorax, alutaceous, finely striate, the striae finely punctate. Length 5.5-7 mm.

A handsome bronzed form, common along the beach of Lake Michigan and the larger lakes of northern Indiana; also in Crawford County. May 13-October 21.

78 (304). *BEMBIDIUM PUNCTATOSTRIATUM* Say, Trans. Amer. Phil. Soc., 11, 1823, 83; *ibid.* 11, 498, 550.

Robust, moderately convex. Bronzed, more or less coppery; antennæ and legs bronzed-piceous, the femora at base and the tibiæ beneath often reddish-yellow. Thorax with sides slightly curved in front, sinuate behind; hind angles prominent, acute, not carinate; disk slightly rugose at base and along the median line, the basal impressions broad and deep. Elytral striae deep and very distinctly punctate. Length 6.2-7.5 mm.

Crawford County; rare. May 17. The largest species of the group.

*B. robusticolle* Hayw., 5.7-6.2 mm. in length, is known from Michigan, Iowa and Kansas, and doubtless occurs in northern Indiana.

79 (311). *BEMBIDIUM COXENDIX* Say, Journ. Phil. Acad. Nat. Sci., 11, 1823, 151; *ibid.* 11, 97.

Slightly elongate, rather slender. Greenish-bronze or bluish-black, shining; antennæ, femora and tarsi bronzed-piceous; tibiæ, base of femora and two basal joints of antennæ reddish-brown. Thorax one-half wider than long, sides moderately curved in front, sinuate behind; hind angles slightly prominent, subacute, very finely carinate; disk minutely alutaceous, the basal impressions broad and deep. Elytra one-third wider than thorax, deeply striate-punctate. Length 5.5-6.5 mm.

Throughout the State; scarce. April 19-September 7. Occurs along moist sand bars of streams. One of the most handsome members of the genus.

80 (311a). *BEMBIDIUM CONFUSUM* Hayw., Trans. Amer. Ent. Soc., XXIV, 1897, 52.

Moderately robust, convex. Bronzed, usually coppery, shining; disk of elytra dull brownish-yellow; legs and basal third of antennæ pale yellow. Thorax less than one-half wider than long, sides curved nearly to base; hind angles not prominent, subrectangular, feebly carinate; disk

alutaceous, finely rugose at base, the basal impressions broad, deep, bistrigate. Elytra about one-half wider than thorax, the intervals less convex than in *coarctata*. Length 4.5-6.5 mm.

Throughout the State; frequent; more so in the northern counties. May 1-September 4. Listed as *B. nitidulum* Dej., which name was preoccupied. Resembles *coarctata*, but easily separated by the pale legs and green punctures of elytra.

#### GROUP B.

In this group the dorsal punctures are on the third stria instead of the interval and the humeri are either rounded or subangulate. It includes the Indiana species of Groups V to X of Hayward.

#### KEY TO INDIANA SPECIES OF GROUP B.

- a.* Eighth stria of the elytra moderately near but distinct from the margin.  
*b.* Humeri of elytra subangulate; elytral striae entire.  
*c.* Elytra with the dorsal punctures large, round impressions; elytra finely striate, shining. S1. AMERICANUM.  
*cc.* Elytra with the dorsal punctures normal.  
*d.* Form broad, dilated, depressed; hind angles of thorax obtuse; size larger, 6.5-7.2 mm. DILATATUM.  
*dd.* Form more or less convex and more slender; hind angles of thorax subrectangular; size smaller, 5.5-6.5 mm.  
*c.* Feebly convex; thorax scarcely narrower at base than apex; elytral striae moderately impressed. S2. HONESTUM.  
*cc.* More convex; thorax more narrowed behind; elytral striae more deeply impressed, almost crenulately punctate. S3. CHALCEUM.  
*bb.* Humeri of elytra rounded; robust, very convex; elytral striae dilated, the first and second entire, the others abbreviated behind; blackish-bronzed, the elytra often tinged with green. S4. NIGRUM.  
*aa.* Eighth stria of elytra indistinct from margin; humeri rounded.  
*f.* Thorax trapezoidal, scarcely convex, the basal fovea with either one stria or with two and the outer one very feeble; legs rufous or dull yellow, the femora rarely darker.  
*g.* Basal impressions of thorax with the outer stria small but distinct; size smaller, 4.8-6.2 mm.  
*h.* Elytra with five inner striae only entire; thorax one-half wider than long. S5. GUEXI.  
*hh.* Elytra with six inner striae entire; thorax more than one-half wider than long; the elytra less wide as compared with the thorax; color nearly black, tinged with bronze. FUGAX.  
*gg.* Basal impressions of the thorax with the outer stria obsolete; elytra with six inner striae entire, their color variable, usually dull yellow with darker transverse bands; size larger, 6-8.5 mm. TRANSVERSALE.

*ff.* Thorax cordate, convex, the basal fovea with two striae.

*i.* Elytra greenish-black, each with a well defined basal and another subapical spot pale; legs dull reddish-yellow; thorax distinctly narrower at base than apex. USTULATUM.

*ii.* Elytra either without spots or with a single pale submarginal one near apex.

*j.* Head small, narrower than thorax at apex; elytra with all the striae entire, dilated on the disk and much finer at sides and tip; brownish-bronzed with a large oblique, submarginal, pale spot one-third from apex. POSTREMUM.

*jj.* Head as wide as the thorax at apex; elytra with only the first and second striae entire, the others abbreviated on apical half.

86. PICPES.

S1 (317). *BEMBIDIUM AMERICANUM* Dej., Spec., V, 1831, 84.

Rather broad, subdepressed. Uniform blackish-bronzed, more or less shining. Antennae one-half the length of body, piceous, the first and second joints and the tibiae dark reddish-brown. Thorax more than one-half wider than long; apex nearly truncate, slightly broader than base; hind angles subrectangular; disk finely rugose at base, median line distinct, basal impressions shallow. Elytra finely alutaceous, about one-half wider than thorax, finely striate, the striae distinctly punctate to behind the middle. Length 5-6 mm.

Throughout the State; frequent. June 7-September 17.

*B. dilatatum* Lec., having the sides of thorax strongly curved in front and the legs dark reddish-brown, is known from Pennsylvania and Oklahoma and should occur in Indiana.

S2 (319). *BEMBIDIUM HONESTUM* Say, Trans. Amer. Phil. Soc., II, 1823, 82; *ibid.* II, 498-550.

Rather elongate, subdepressed. Bronzed, more or less coppery, rarely bluish or greenish, shining; antennae and legs piceous. Thorax less than one-half wider than long, apex emarginate; sides slightly curved in front, feebly sinuate behind; disk rugose at base, median line deep, abbreviated before and behind. Elytra one-half wider than thorax, deeply striate-punctate, the punctures almost obsolete at tip. Length 5.7-6.7 mm.

Lake, Franklin, Marion and Putnam counties; scarce. April 23-December 7. Listed as *B. antiquum* Dej., but Say's name has priority.

S3 (320). *BEMBIDIUM CHALCEUM* Dej., Spec., V, 1831, 89.

More slender and more convex than *honestum*. Coppery bronze, rarely greenish or bluish-black; legs rufo-piceous, the femora at base and tibiae paler. Thorax with sides more strongly curved in front, distinctly more narrowed and deeply sinuate behind than in *honestum*, the apex truncate. Elytra oblong-oval, deeply striate; intervals convex. Length 5.5-6.2 mm.

Throughout the State; frequent. June 15-September 4.

84 (325). *BEMBIDIUM NIGRUM* Say, Trans. Amer. Phil. Soc., II, 1823, 85; *ibid.*, II, 500.

Black, feebly bronzed, strongly shining; antennae fuscous, the basal joints and legs reddish-brown. Thorax subquadrate, one-half wider than long, slightly narrower at base than apex; sides curved in front, very feebly sinuate behind; basal impressions broad, deep, bistrate; hind angles rectangular, finely carinate. Elytra one-half wider than thorax, striae coarsely and deeply punctate. Length 3.7-4.5 mm.

Putnam County; rare. July 10. Probably occurs sparingly throughout the State.

85 (341). *BEMBIDIUM GUEXI* Chaud., Rev. et Mag. Zool., XX, 1868, 242.

Moderately elongate, depressed. Head and thorax blackish-bronzed; elytra dark brown or piceous, strongly shining; antennae fuscous, the basal joints and legs reddish-brown. Thorax one-half wider than long, very slightly narrower at base than apex, hind angles subrectangular, indistinctly carinate. Elytra nearly one-half wider than thorax, the five inner striae entire, punctate, the sixth and seventh obsolete on apical half, the seventh often wanting. Length 4.7-5.5 mm.

Fulton, Vigo, Jackson and Franklin counties; scarce. April 14-August 20. Listed as *B. planum* Hald., which name was preoccupied.

*B. fugax* Lec., 5.5-6.2 mm.; *B. transversale* Dej.; *B. ustulatum* Linn., 5.2-6.2 mm., and *B. postremum* Say, 6-7 mm., in length, each have a known distribution which might bring them within the limits of Indiana, yet no specimens have as yet been seen from the State.

86 (358). *BEMBIDIUM PICTIPES* Kirby, Fam. Bor. Amer., IV, 1837, 54.

Elongate, rather slender, moderately convex. Black, shining, sometimes slightly bronzed or bluish; elytra rarely with a submarginal pale spot one-fourth from apex; antennae piceous or fuscous, the basal joint and legs reddish-brown. Thorax one-half wider than long, narrower at base than apex; sides strongly curved in front, distinctly sinuate behind, hind angles rectangular, carinate; disk with median line fine, basal impressions deep. Elytra about one-half wider than thorax, rather deeply striate, the fifth stria represented by a groove at apex. Length 5-6 mm.

Southern half of State; frequent. April 11-October 6. Occurs beneath stones by running water.

#### GROUP C.

The species belonging to this group have the dorsal punctures on the third interval and the humeri rounded into the sides of the elytra. It comprises the Indiana species of Groups XI to XXI, inclusive, of Hayward.

## KEY TO INDIANA SPECIES OF GROUP C.

- a.* Eyes large or moderately large, convex; outer lobe of maxillæ with the two joints distinct.
- b.* Dorsal punctures of elytra on the third interval only.
- c.* Striae on front of head normal; elytra distinctly striate, with at least the first and second striae entire; striae punctate.
- d.* Thorax narrower at base than apex.
- c.* Form depressed; all the striae of elytra entire.
- f.* Thorax cordate, nearly twice as wide as long, much narrower at base than apex; legs and base of antennæ dull brownish-yellow. 87. *CORDATUM.*
- ff.* Thorax subquadrate, but slightly narrower at base than apex; legs dark reddish-brown. 88. *INTERMEDIUM.*
- cc.* Form more or less convex.
- g.* Elytra with all the striae entire; head alutaceous.
- h.* Larger, 5-6 mm.; blackish or piceous, bronzed, the elytra with pale markings. 89. *GRACILIFORME.*
- hh.* Smaller, 4-4.5 mm.
- i.* Elytra dull brownish-yellow with two fuscous cross-bands, one slightly behind the middle and another between this and apex; striae scarcely less deep at tip. 90. *OBERTHÜRL.*
- ii.* Elytra greenish-bronzed with pale markings; striae much finer at tip. 90. *FRATERNUM.*
- gg.* Elytra with several of the striae abbreviated behind.
- j.* Hind angles of thorax distinctly carinate; head very finely or not at all alutaceous; size very small, not over 3.5 mm. 91. *VERSICOLOR.*
- jj.* Hind angles of thorax very finely carinate; head distinctly alutaceous; bronzed, tinged with green, elytra with dull yellow markings; size 4.2-5.5 mm. 92. *CONSTRICUM.*
- dd.* Thorax not perceptibly narrower at base than apex.
- k.* Thorax squarely truncate at base, the hind angles rectangular; elytra black, with dull yellow markings; length less than 5 mm. 92. *VARIEGATUM.*
- kk.* Thorax slightly obliquely truncate each side at base; elytra dull yellow with a bar behind the middle and two or three spots blackish; length 5 or more mm. 93. *POSTEASCIATUM.*
- cc.* Striae on front of head double, often convergent.
- l.* Frontal striae more or less oblique.
- m.* Frontal striae but slightly oblique, the outer one interrupted; size small, not over 4 mm.
- n.* Thorax cordate, the base pedunculate or subpedunculate.
- o.* Moderately convex; thorax scarcely wider than long; elytra brownish-green with a subhumeral and a small submarginal spot dull yellow. 94. *PEDICELLATUM.*
- oo.* Slightly depressed; thorax one-half or more wider than long; elytral spots as in preceding but larger; punctures of elytra finer. 95. *QUADRIMACULATUM.*

*mm.* Thorax cordate, the base truncate.

*p.* Thorax slightly wider than long, distinctly narrower at base than apex; elytra black, slightly bronzed, with dull yellow markings along the margin. 96. AFFINE.

*pp.* Thorax one-half wider than long, but slightly narrower at base than apex; elytra piceous or nearly black, without pale spots on margins. MUSCICOLA.

*mm.* Frontal striae very oblique, strongly convergent, the outer one the shorter and often very faint; thorax cordate, truncate at base.

*q.* Thorax distinctly wider than long, the hind angles acute; elytra black, scarcely bronzed, with submarginal spot and apex more or less dull yellow; larger, 3.2-4 mm.

97. ANGULIFERUM.

*qq.* Thorax scarcely wider than long, the hind angles rectangular; elytra brownish-bronzed with subapical spot and apex pale; smaller, 2-2.7 mm. 98. ASSIMILE.

*ll.* Frontal striae nearly straight, the outer one entire; elytra black or greenish-black, shining, with a submarginal spot and apex dull yellow; length 3.2-3.5 mm. SULCATUM.

*bb.* Dorsal punctures of elytra in irregular rows on all the intervals, each puncture bearing a distinct, bristle-like hair; all the striae abbreviated behind the middle. 99. SEMISTRIATUM.

*aa.* Eyes small, flattened; outer lobe of maxille with the two joints united; color uniform reddish-brown. OBLONGULUM.

87 (366). *BEMBIDUM COBERTUM* Lec., Ann. Ent. Nat. Hist., IV, 1848, 457.

Moderately elongate, depressed. Head and thorax coppery or greenish-bronzed, alutaceous; elytra dull brownish-yellow, with a humeral spot, a small oblong spot on third interval and two cross-bands connected by a sutural line, bronzed or nearly black. Thorax with sides strongly curved, sinuate near base; hind angles rectangular, finely carinate; basal impressions rather deep, bistriate, the outer stria very feeble. Elytra one-third wider than thorax, striae finely punctate to behind the middle; intervals flat. Length 5.5-6.2 mm.

Vigo County; rare. June 19-July 3.

88 (388) *BEMBIDUM INTERMEDIUM* Kirby, Faun. Bor. Amer., IV, 1837, 58.

Elongate, slightly depressed. Dark greenish-bronzed; elytra with the apex, a small subapical spot near the margin and rarely a short cross-band in front of middle, dull brownish-yellow; antennae fuscous, the basal joints paler. Head and thorax alutaceous, the latter with sides curved to behind middle, thence oblique to base; hind angles obtuse, carinate; basal impressions small, rather deep, bistriate. Elytra one-third wider than thorax, the striae finely punctured to behind the middle; intervals flat. Length 3.7-4.5 mm. (Fig. 50.)

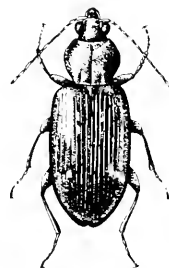


Fig. 50.  
(Original.) - 6.

Throughout the State; scarce. February 1–December 25. Hibernates as imago beneath logs, etc., in low, damp places.

89 (—). *BEMBIDIUM GRACILIFORME* Hayw., Trans. Amer. Ent. Soc., XXIV, 1897, 97.

Elongate, rather slender, slightly convex. Head and thorax blackish-bronzed; elytra bronzed piceous, shining, with a sublumeral blotch, a cross-band behind the middle and sometimes the apex, paler, the markings often indistinct; antennæ piceous, the basal joints and legs dull yellow. Thorax subcordate, one-half wider than long, distinctly narrower at base than apex; sides curved nearly to base, deeply sinuate in front of hind angles, which are rectangular and carinate. Elytra slightly wider than thorax, the striae distinctly punctate to behind middle; intervals convex. Length 5–5.7 mm.

Lake and Vigo counties; scarce. April 25–October 1.

*B. oberthüri* Hayw., 4–4.5 mm. in length, is known from Massachusetts, Illinois and Iowa and should occur in northern Indiana.

90 (377). *BEMBIDIUM FRATERNUM* Lec., Proc. Phil. Acad. Nat. Sci., 1857, 6.

Slightly robust, moderately convex. Dark greenish-bronzed; elytra with a narrow transverse band one-third from base, another one-third from apex and an apical spot, paler, the three usually connected along the margin, often indistinct; antennæ piceous, paler at base; legs reddish-brown. Thorax slightly subcordate, finely alutaceous, one-half wider than long; basal impressions broad, deep; sides broadly curved, sinuate near base; hind angles rectangular, carinate, the carinae long. Elytra one-half wider than thorax, the striae punctate to behind middle; intervals nearly flat. Length 4–4.5 mm.

Steuben, Fountain and Lawrence counties; scarce. July 6–August 16.

91 (391). *BEMBIDIUM VERSICOLOR* Lec., Ann. Lye. Nat. Hist., IV, 1848, 460.

Slightly elongate, moderately convex. Head and thorax greenish-black, slightly bronzed; elytra usually dull yellow, with three cross-bands, more or less connected along the suture, piceous or nearly black; antennæ piceous, the basal joints and legs reddish-brown. Thorax subcordate, one-half wider than long; sides strongly curved in front, deeply sinuate near base; hind angles rectangular, carinate. Elytra one-half wider than thorax, the striae rather deep, distinctly punctate to behind middle, the outer ones obsolete on apical half. Length 2.5–3.2 mm.

Throughout the State; frequent. March 1–October 11. One of our smallest species.

*B. constrictum* Lec., has a wide distribution over the Eastern United States and should occur in Indiana.



92 (387). *BEMBIDIUM VARIEGATUM* Say, Trans. Amer. Phil. Soc., 11, 1823, 50; *ibid.*, 11, 199, 559.

Moderately broad, slightly convex. Head and thorax blackish-bronzed, alutaceous; elytra black with a few dull yellow markings, or dull yellow with black markings (form *patrule*); antennae fuscous, the basal joints paler; legs reddish-brown. Thorax subquadrate, as wide at base as apex; sides slightly curved in front, distinctly sinuate behind; basal impressions broad, deep, bistriate; hind angles rectangular, strongly carinate. Elytra one-half wider than thorax, striae entire, distinctly punctate to behind middle; intervals convex. Length 3.5-4.7 mm.

Throughout the State; common. Hibernates as imago. Often attracted in summer by electric light. February 26-December 25. In the form *patrule* the ground color of the elytra is dull brownish-yellow with a humeral spot, a narrow line along the suture and three more or less interrupted, sinuous cross-bars, black. In a large assemblage of specimens these dark markings gradually become broader and more extended until the black predominates, the elytra being then spotted and banded with dull yellow as in the typical *variegatum*. Both forms are common in Indiana, the dark one being much the more so.

93 (9252). *BEMBIDIUM POSTFASCIATUM* Hamilton, Can. Ent., XXV., 1893, 305.

Form broad, dilated, slightly convex. Head and thorax coppery-bronze, alutaceous; elytra dull brownish-yellow with a small spot on third interval, a cross-band about the middle and another near the apex blackish; legs dull yellow. Thorax subquadrate, about one-half wider than long, as wide at base as apex; basal impressions broad, deep, bistriate; hind angles rectangular, carinate. Elytra more than one-half wider than thorax, deeply striate, the striae dilated at base, finely punctate; disk with a transverse depression behind the scutellum. Length 5-6 mm.

Southern fourth of State; frequent. February 11-July 28. Taken along the Wabash and White rivers from beneath the bark of sycamore and other trees; also on low, sandy mud flats. Hibernates as imago.

94 (419). *BEMBIDIUM PEDICELLATUM* Lec., Proc. Phil. Acad. Nat. Sci., 1857, 6.

Elongate, moderately convex. Piceous bronzed, elytra each with two pale spots; antennae fuscous, paler at base; legs pale yellow. Thorax cordate, one-half narrower at base than at apex, sides curved in front, sinuate behind; basal impressions small, hind angles scarcely evident, not carinate. Elytra one-third wider than thorax, the striae distinctly, not closely, punctate; intervals nearly flat. Length 3-3.7 mm. (Fig. 51.)

Southern half of State; frequent. March 25-November 10.

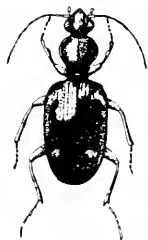


Fig. 51.  
(Original.)

- 95 (417). *BEMBIDIUM QUADRIMACULATUM* Linn., Syst. Nat., I, 1758, 416;  
Say, Ed. Lec., II, 501, 553.

Moderately elongate, slightly depressed. Head and thorax bronzed or blackish-bronzed, shining; elytra brownish or black, with a triangular subhumeral spot and a smaller one behind the middle, dull yellow; antennæ piceous, the basal joints and legs dull yellow. Length 2.7–3.7 mm.

Southern half of State; scarce. April 11–December 27. Resembles *pedicellatum* but is less convex and with punctures of elytra finer and more closely placed; elytral spots more distinct. Hibernates as imago.

- 96 (407). *BEMBIDIUM AFFINE* Say, Trans. Amer. Phil. Soc., II, 1823, 86;  
ibid. II, 501.

Slightly elongate, convex. Black or piceous, slightly bronzed, shining; elytra with a small spot near humerus, a large, triangular submarginal one at middle, a small one one-fourth from apex and often the apex, dull yellow; antennæ fuscous, the basal joints and legs dull yellow. Thorax slightly wider than long, sides curved in front, sinuate behind, hind angles rectangular, very finely carinate. Elytra more than one-half wider than thorax, striae distinctly punctate, the first and second only entire. Length 2.5–3.5 mm.

Throughout the State; common. February 20–November 8. Hibernates as imago.

*B. musciola* Hayw., 2.5–3.2 mm. in length, has been taken in Michigan and northern Illinois and should be found in the northern third of Indiana.

- 97 (410). *BEMBIDIUM ANGULIFERUM* Lec., Ann. Lyc. Nat. Hist., V, 1852, 185.

Slightly elongate, convex. Black, feebly bronzed, shining; elytra with dull yellow markings as given in key; legs reddish-brown to piceous. Thorax much narrower at base than apex; basal impressions deep, with one stria; sides curved in front, sinuate behind; hind angles acute, carinate. Elytra one-half wider than thorax, striae punctate, feebly impressed, especially on sides; intervals nearly flat. Length 3.2–4 mm.

Lake County; rare. May 5. A species of northern range, extending across the continent.

- 98 (414). *BEMBIDIUM ASSIMILE* Gyll., Ins. Suec., II, 1810, 26.

Moderately robust. Black; elytra piceous or brownish with submarginal spot and apex paler; antennæ fuscous, paler at base; legs dull yellow. Thorax narrower at base than apex, sides strongly curved in front, distinctly sinuate behind; hind angles rectangular, disk sparsely and coarsely punctate at base and apex; basal impressions deep, unistriate. Elytra nearly twice as wide as thorax, coarsely punctate, the punctures obsolete on apical half. Length 2–2.7 mm.

Lake, Laporte and Vigo counties; scarce. May 5–October 21. Our smallest species. The subopaque pale spot is ocellate, being

surrounded by a distinct ring, darker than the remaining surface of elytra.

*B. sulcatum* Lec., a member of the boreal fauna, has been taken in Michigan and northern Illinois and should occur in northern Indiana.

99 (420). *BIBIDICUM SEMISTRATUM* Hald., Proc. Phil. Acad. Nat. Sci., 1, 1843, 303.

Slightly elongate, convex. Nearly black, feebly bronzed, the elytra often tinged with brownish; antennae piceous, the basal joints and legs dull yellow. Frontal grooves single, straight, parallel. Thorax subcordate, one-half wider than long, distinctly narrower at base than apex; sides strongly curved in front, sinuate behind; basal impressions deep, bistriate; hind angles rectangular, carinate. Elytra one-half wider than thorax, finely striate, the striae with deep, rather distant punctures, these obsolete on apical half; intervals flat, with punctures as mentioned in key. Length 3.7-4.2 mm.

Putnam County; rare. October 17. Sifted from beneath dead leaves above a hillside spring. The setae arising from the dorsal punctures are very distinct beneath a lens. Occurs from New England to Kentucky.

*B. oblongulum* Mamm., 4.2-5.5 mm. in length, has been taken in Ohio and Michigan. It is a member of the boreal fauna and should be found along the northern border of Indiana. Two specimens were in the Stein collection without locality label.

#### XVIII. *ANILLUS* Duval, 1851. (Gr., "without + light.")

Very small brownish species, having the eyes entirely wanting and hind coxae separated. They live in caves or under stones on the slopes of wooded hills. Four species are known from the United States, one of which has been taken in Indiana.

100 (429). *ANILLUS FORTIS* Horn, Trans. Amer. Ent. Soc., 11, 1868, 127.

Elongate-oblong. Reddish-brown, shining; antennae and legs pale yellow. Head with a shallow groove each side of front. Thorax wider than long, sides slightly curved to behind middle, thence feebly converging to base, which is narrower than apex and squarely truncate; disk with a single bristle-bearing puncture each side near front angle, median line fine, hind angles rectangular. Elytra with a few discal rows of very fine punctures, some of which bear single, long, erect hairs; the punctures absent on sides and apex, plainly visible only when viewed from the side. Length 1.7-2 mm.

Rare, or so small as to be overlooked. Two specimens were taken from beneath stones on a wooded slope near Wyandotte Cave, Crawford County. May 27. When their cover was removed they ran aimlessly about, instead of seeking some new retreat.

## XIX. TACHYS Schaum. 1860. (Gr., "swift.")

Very small black or brownish species having the characters of the tribe *Bombidiini*. Front tibiae obliquely truncate at apex; elytra glabrous, either striate or wholly without stria, except that at suture, which is recurved at apex. They occur for the most part in damp places, beneath the bark of partly decayed logs and stumps; also in moss and ant hills and beneath chunks on mud flats. When uncovered they run very rapidly, whence the generic name. About 45 species are known from the United States; of these 15 have been taken in Indiana.

The only paper treating of the genus is by:

*Hayward*.—"A Study of the Species of Tachys of Boreal America" in *Trans. Amer. Ent. Soc.*, XXVI, 1899, 191-238.

For convenience Hayward divided the genus into nine groups, his primary division being based upon the presence or absence of punctures on the mentum. Of this character he says: "The mentum varies in the different species being more or less emarginate in front, with a tooth of varying prominence at the bottom of the emargination. In rather more than half of the United States species there may be observed, behind the tooth, two large forameniform punctures which are entirely absent in the other group. These are not difficult to detect, even with a hand lens, and as soon as recognized, their presence or absence can be readily determined, even in the smallest forms." Since only one-third of the species treated by Hayward occur in Indiana, they will be separated into but two groups, and this is done only to lessen the length of the keys to species.




Fig. 52. a, mentum of *T. rivax*; b, mentum of *T. prasinus*; c, thorax of *T. incertus*; d, thorax of *T. trijunctatus*. (After Hayward.)

## KEY TO GROUPS OF INDIANA TACHYS.

- a. Mentum without large punctures behind the median tooth (Fig. 52, a);  
marginal stria of elytra interrupted or less deep at middle. Group A.
- wt. Mentum with two large forameniform punctures behind the tooth.  
(Fig. 52, b.) Group B.

## GROUP A.

This group includes the Indiana species of Groups I-IV of Hayward.

## KEY TO INDIANA SPECIES OF GROUP A.

- a.* Thorax broadly margined, the margin translucent; third interval of elytra with two small dorsal punctures very near the third stria; apical third of elytra yellowish. 101. FLAVICAUDA.
- aa.* Thorax narrowly margined, the margin not translucent.
- b.* Elytra with the recurved portion of the sutural stria parallel to the margin; dorsal punctures two, the first on the fourth stria near the base, the second on the third stria near the apex; color jet black. 102. NANUS.
- bb.* Elytra with the recurved portion of the sutural stria short, nearly parallel to the suture; dorsal punctures two, placed on the third stria when the latter is present, the second but slightly behind the middle.
- c.* Elytra with none of the striae punctate.
- d.* Thorax with the transverse impression near base not tripunctate at middle (Fig. 52, *c*); elytra with the sutural stria deep, the other striae obsolete.
- e.* Very convex; thorax scarcely as wide at base as apex, the sides strongly rounded in front, oblique behind. 103. GRANARIUS.
- cc.* Moderately convex; thorax a little wider at base than apex, the sides slightly curved in front, feebly sinuate behind; elytra distinctly wider than thorax.
- f.* Piceous or dark reddish-brown, the elytra with an ill-defined stripe each side, or with subhumeral and subapical spots, paler; form moderately elongate. 104. INCURVUS.
- ff.* Uniform light reddish-brown or brownish-yellow, elytra rarely slightly darker on the disk; form very elongate. 105. DOLOSUS.
- dd.* Thorax with the transverse impression near base with three large punctures at middle. (Fig. 52, *d*.)
- g.* Thorax not wider at base than apex; elytra distinctly wider than thorax with a sutural and one to three abbreviated dorsal striae. 106. XANTHOPUS.
- gg.* Thorax wider at base than apex.
- h.* Form subdepressed; dark brown or piceous; thorax but slightly wider at base than apex. 107. TRIPUNCTATUS.
- hh.* Form convex.
- i.* Reddish-brown or piceous, the elytra paler at sides and tip; thorax distinctly wider at base than apex. 108. VIVAX.
- ii.* Black, very shining; legs pale; sides of thorax rounded to behind the middle, sinuate behind. 109. CAPAX.
- cc.* Elytra with the sutural stria distinctly punctulate; form robust; reddish-brown; thorax tripunctate at base. 110. FERRUGINEUS.

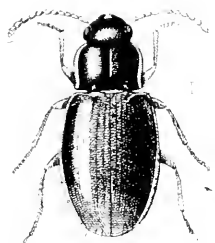


Fig. 53. (Original.)

\*101 (450). *TACHYS FLAVICAUDA* Say, Trans. Amer. Phil. Soc., II, 1823, 87; *ibid.* II, 502.

Rather broad, feebly convex. Dark piceous or nearly black, the apical third of elytra yellowish; antennæ and legs reddish-yellow. Thorax subquadrate, one-half wider than long; sides feebly curved, base truncate, a little wider than apex; hind angles rectangular, not carinate. Elytra one-half wider than thorax, the five inner striae moderately distinct. Length 1.5–1.8 mm. (Fig. 53.)

Throughout the State; frequent. January 6–December 25. Occurs beneath bark, especially that of elm and butternut.

\*102 (449). *TACHYS NANUS* Gyll., Ins. Suec., II, 1810, 30.

Elongate, depressed. Black, shining, very finely alutaceous; antennæ piceous, the basal joints and tibiæ and tarsi more or less reddish-brown. Thorax subquadrate, about one-half wider than long, not wider at base than apex; sides rounded in front, slightly sinuate near base, hind angles rectangular, not or but feebly carinate. Elytra subparallel, slightly wider than thorax, the four or five inner striae distinct, without punctures. Length 2.2–3 mm.

Throughout the State; common. January 10–November 20. Occurs beneath bark and leaves.

103 (462). *TACHYS GRANARIUS* Dej., Spec., V, 1831, 61.

Robust, convex. Color variable, usually piceous or nearly black; elytra often more or less brownish and somewhat translucent, sometimes reddish-brown, very shining; antennæ fuscous, the basal joints and legs dull yellow. Thorax subquadrate, one-half wider than long; base truncate, hind angles subrectangular with a short, fine carina; transverse impression near base deep, finely punctulate. Elytra one-third wider than thorax, dorsal punctures small. Length 1.7–2 mm.

Putnam County; scarce. March 5–October 10. Occurs beneath stones and leaves on damp, wooded hillsides.

\*104 (461). *TACHYS INCURVUS* Say, Trans. Amer. Phil. Soc., IV, 1834, 440; *ibid.* II, 554.

Elongate, moderately convex. Dark reddish-brown to nearly black, shining; the elytra with an indistinct pale yellow stripe reaching from humerus nearly to apex, this often interrupted at middle; antennæ fuscous, the basal joints and legs dull yellow. Thorax quadrate, one-half wider than long; transverse impression near base, deep, finely punctate; hind angles rectangular, with a short carina. Elytra distinctly wider than thorax, with only a moderately deep sutural stria, a second faint one often visible. Length 1.7–2.5 mm.

Throughout the State; common. January 21–October 21. Occurs beneath rubbish in open woodland and often in nests of ants.

105 (466). *TACHYS DOLOSUS* Lec., Ann. Lyc. Nat. Hist., IV, 1848, 470.

Very elongate, slightly convex. Brownish-yellow or pale reddish-brown, shining; antennae and legs paler. Thorax quadrate, about one-half wider than long, slightly wider at base than apex; basal impressions small, moderately deep; hind angles rectangular, finely carinate. Elytra elongate, nearly one-half wider than thorax, with a deep sutural stria which does not reach the base. Length 2.2-2.7 mm.

Lake County; rare. May 21-June 26. A few specimens taken from beneath cover in sandy places near Pine and Clark Junction.

106 (456). *TACHYS XANTHOPUS* Dej., Spec. V, 1831, 60.

Robust, convex. Piceous or nearly black, shining, the elytra indistinctly paler at tip; antennae piceous, the basal joints and legs dull yellow. Thorax nearly twice as wide as long, sides strongly curved in front, oblique behind; basal impressions broad, deep; hind angles subobtusely, not carinate. Length 1.7-2.2 mm.

Throughout the State; frequent. April 22-October 17. Often found running about on mud flats in the daytime.

107 (453). *TACHYS TRIPUNCTATUS* Say, Trans. Amer. Phil. Soc., IV, 1834, 439; *ibid.* II, 553.

Rather elongate, subdepressed. Brown or piceous, shining, the elytra slightly paler at the sides; antennae fuscous, the basal joints paler; legs dull yellow. Thorax subquadrate, one-half wider than long; sides rounded in front, slightly sinuate near base; hind angles rectangular, with a short, fine carina. Elytra with a sutural and three or four abbreviated dorsal striae, the inner three deep, the first only entire. Length 2.7-3.2 mm.

Perry County; rare. May 16. Described from Posey County.

108 (454). *TACHYS VIVAX* Lec., Ann. Lyc. Nat. Hist., IV, 1848, 468.

Rather robust, convex. Reddish-brown, rarely rufo-piceous, shining, the elytra paler at sides and tip; antennae and legs pale yellow. Thorax more than one-half wider than long; sides rounded in front, feebly sinuate behind; hind angles rectangular with a short fine carina. Elytra with three or four inner striae distinct, the inner two deeper. Length 2.2-2.7 mm.

Throughout the State; scarce. April 17-September 9.

109 (455). *TACHYS CAPAX* Lec., N. Sp. N. Am. Col., I, 1863, 20.

Rather elongate, convex. Black, very shining; antennae dark fuscous, paler at base. Thorax one-half wider than long, wider at base than apex, basal impressions broad, deep; sides strongly rounded to behind the middle, sinuate for a short distance in front of hind angles, which are rectangular and finely carinate. Elytra oblong-oval, less than one-half wider than thorax, the two inner striae deep, the third feebly marked. Length 2.3-3 mm.

Knox and Fayette counties; rare. April 25-June 25. A species of southern range, taken from the edge of cypress swamp.

110 (459). *TACTYS FERRUGINEUS* Dej., Spec. V, 1831, 59.

Robust, strongly convex. Uniform reddish-brown, shining, often translucent; antennæ dusky, paler at base. Thorax one-half wider than long, sides slightly curved in front, feebly sinuate behind; hind angles rectangular, not carinate. Elytra more than one-half wider than thorax, with a deep sutural and a finer abbreviated second stria, rarely with traces of a third. Length 2.5-3.2 mm.

Southern half of State; frequent; much less so northward. April 17-May 28. Occurs usually in the nests of ants, though sometimes beneath chunks in damp localities.

#### GROUP B.

In this group the mentum is marked behind the median tooth with two large deep punctures. Five species are known from the State. They comprise the Indiana species of Groups V-IX of Hayward.

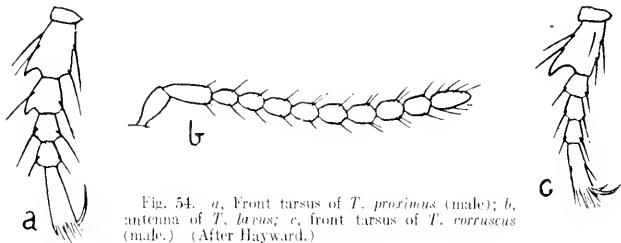


Fig. 54. *a*, Front tarsus of *T. proximus* (male); *b*, antenna of *T. levus*; *c*, front tarsus of *T. corruscus* (male.) (After Hayward.)

#### KEY TO INDIANA SPECIES OF GROUP B.

- a*. Elytra with the marginal stria broadly interrupted at middle (obsolete in *levus*).
- b*. Recurved portion of the sutural stria very short, parallel with the suture, not hooked at tip; two dorsal punctures on the third interval near the third stria; form depressed; length 1.2-1.5 mm. 111. *LEVUS*.
- bb*. Recurved portion of the sutural stria long, nearly parallel to the suture, distinctly hooked at tip; the first dorsal puncture on fourth interval, the second enclosed within the recurved portion of the sutural stria; length 2.3-3.2 mm.
- c*. Male with the first two joints of the front tarsi dilated (Fig. 54, *a*); elytra oblong-oval, pale with an ill-defined dark blotch behind the middle. 112. *PROXIMUS*.
- cc*. Male with only the basal joint of the front tarsi dilated (Fig. 54, *c*).
- d*. Males with the inner angle of the dilated joint of front tarsi without a spine; color more reddish than in *proximus*, with the dark blotch of elytra better defined, frequently extending to the margin. 113. *SCITULUS*.



*dd.* Males with a prolonged spiniform process at inner angle of dilated basal joint of front tarsi; elytra uniform piceous or dark reddish-yellow. 111. *CORRIS* SCS.

*aa.* Elytra with the marginal stria deep, entire; two small dorsal punctures on third interval; thorax much narrowed at base; elytral striae punctate. 115. *EPHIPPIATUS*.

111 (115). *TACHYS LEVUS* Say, Trans. Amer. Phil. Soc., 11, 1823, 88; *ibid.*, 11, 503.

Oblong, subdepressed. Head and elytra piceous; thorax dark reddish-brown; antennae head-like (Fig. 54, *b*), fuscous, two basal joints and legs pale. Thorax narrowed behind, nearly twice as wide as long; sides strongly curved to near the base, which is slightly narrower than apex; basal impressions small, deep; hind angles obtuse, not carinate. Elytra about one-half wider than thorax, with a sutural and one to three abbreviated dorsal striae; marginal striae obsolete. Length 1.2-1.5 mm.

Throughout the State; frequent. March 18-June 17. Occurs especially beneath leaves along the borders of marshes. Our smallest *Tachys* and one of the smallest of our Carabidae.

\*112 (433). *TACHYS PROXIMUS* Say, Trans. Amer. Phil. Soc., 11, 1823, 88; *ibid.*, 11, 503.

Elongate, subdepressed. Head and thorax piceous; elytra dull yellow, usually with an ill-defined dusky cloud on the middle of disk, their surface shining with a silken luster; antennae fuscous, the basal joints and legs dull yellow. Thorax subquadrate, one-half wider than long, as wide at base as apex, sides curved in front, more or less sinuate behind; hind angles subrectangular. Elytra with two or three inner striae distinct, not punctate, the others obsolete. Length 2.7-3.2 mm.

Throughout the State, common in the southern counties; less so northward. February 26-October 31. Hibernates as imago.

113 (435). *TACHYS SCUTULUS* Lec., Ann. Lye. Nat. Hist., IV, 1848, 471.

Slightly elongate, depressed. Dull reddish-yellow, the head, and rarely the thorax, darker; elytra with a more or less distinct fuscous or piceous cross-band behind the middle; antennae fuscous, the basal joints and legs dull yellow. Thorax subquadrate, as wide at base as apex, nearly twice as wide as long; sides curved to behind middle, thence oblique to base, hind angles obtuse. Elytra one-half wider than thorax, finely striate, the four or five inner striae usually distinct, not punctate. Length 2.5-3 mm.

Southern half of State; frequent; much less so northward. April 19-October 17. Occurs on mud flats or beneath rubbish close to water. The females of this species are difficult to separate from the paler ones of *proximus*. They have the thorax proportionally wider as compared with the length, the sides very slightly if at all sinuate near base. The color is usually more reddish, with the dark discal space forming a transverse band instead of an ill-defined blotch.

114 (440). *TACHYS CORRUSCUS* Lec. Ann. Lyc. Nat. Hist., IV, 1848, 472.

Rather slender, subdepressed. Uniform black to piceous, rarely dark reddish-yellow; antennæ fuscous, the basal joints paler; legs pale yellow. Thorax subquadrate, about one-half wider than long, as wide at base as apex; sides curved in front, oblique near base; hind angles obtuse, not carinate. Elytra each with a sutural and one to three feebly impressed dorsal striae, and with four to six long, pale, erect hairs near the tip. Length 2.2-2.7 mm.

Southern half of State; frequent; rare in the northern counties. April 18–October 17. The elytra are often more or less iridescent. The uniform dark color and pale legs, taken in connection with the other characters, render its identification easy.

115 (470). *TACHYS EPHIPIATUS* Say, Trans. Amer. Phil. Soc., IV, 1834, 439; *ibid.*, II, 553.

Elongate, slender, convex. Pale brownish or reddish-yellow, shining; elytra with a large, common dark brown spot on middle and usually a smaller indistinct one near the scutellum; antennæ and legs dull yellow. Thorax subcordate, narrower at base than apex, widest before the middle; sides curved in front, sinuate behind, hind angles rectangular. Elytra one-half wider than thorax, dorsal striae six, moderately deep, punctured. Length 2.5-3.2 mm.

Southern half of State; frequent. April 12–September 3. Occurs on damp sandy spots along the margins of streams; also taken by sifting in early spring.

#### Tribe V. POGONINI.

Small or medium sized beetles, having the antennæ slender, arising from under a feeble frontal ridge, the first two joints glabrous; labrum short, truncate or broadly emarginate; mandibles feebly curved, with a bristle-bearing puncture in the outer groove; last joint of palpi not awl-shaped, the next to last not pubescent. Thorax with a bristly hair on each side and at hind angles. Body not pedunculate, scutellum distinct. Elytra more or less striate, with dorsal punctures present. Hind coxæ slightly separated by the mesosternum. Front tarsi of males with two joints dilated and covered beneath with small scales.

Four genera represent the tribe in the United States, three of which occur in Indiana.

#### KEY TO INDIANA GENERA OF POGONINI.

- a.* Terminal joint of palpi more or less cylindrical and obtuse at tip, that of the labial palpi as long as the preceding; head more or less constricted or transversely impressed behind the eyes.

XX. PATROBUS.

*aa.* Terminal joint of palpi slender, acute at tip, that of the labial palpi shorter than the preceding.

*b.* Head with distinct eyes.

XXI. TRECHUS.

*bb.* Head without eyes.

XXII. ANOPHTHALMUS.

## XX. PATROBUS Dej., 1825.

Beetles of medium size, 10 or more mm. in length, having the elytra elongate, not margined at base, their sides subparallel. For literature regarding this and the next genus see:

*Horn.*—"Synoptic Tables" in *Trans. Amer. Ent. Soc.*, V, 1874, 130; also in *Bull. Brook. Ent. Soc.*, V, 1882, 47, 48.

Seven species are known from the United States, one of which occurs in Indiana.

\*116 (472). PATROBUS LONGICORNIS Say, *Trans. Amer. Phil. Soc.*, II, 1823, 40; *ibid.* II, 466.

Elongate-oval. Black above, piceous beneath; antennae reddish-brown, half as long as body; legs paler. Last two joints of maxillary palpi equal. Thorax convex, a little broader than long; sides curved to behind middle, thence sinuate to base; front transverse impression and median impressed line deep, hind angles rectangular; basal impressions broad, deep, punctured. Elytral striae deep and distinctly punctured; intervals convex on disk, flattened on sides. Length 12-14 mm. (Fig. 55.)

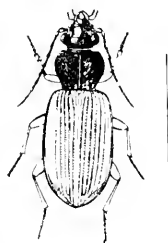


Fig. 55. (After Leng.)

Throughout the State; common. January 1-December 25. Occurs beneath stones and rubbish along streams, lakes, etc.; hibernates as imago. Most common in May.

## XXI. TRECHUS Clairv., 1806. (Gr., "a runner.")

Elytra oblong-oval, almost twice as long as wide; front tibiae slightly broader to tip, the emargination extending nearly to the middle of the tibiae; length less than 6 mm. Four species occur in the northern and western parts of North America, one of which extends down into northern Indiana.

117 (483). TRECHUS CHALYBEUS Dej., *Spec.* V, 1829, 17.

Elongate-oval. Black or dark brown with a bluish gloss; antennae and legs reddish-brown. Thorax subquadrate, one-third wider than long; sides curved to behind middle, thence oblique to base; disk smooth, median impressed line distinct, basal impressions deep, not punctate, hind angles subrectangular. Elytra oblong-oval, with four or five dorsal striae, the outer two very faint; striae finely punctate. Inner wings absent. Length 5 mm.

Steuken County; rare. May 13. One specimen was taken from beneath leaves in low moist woods on the eastern edge of Clear Lake.

## XXII. ANOPHTHALMUS Sturm. 1844. (Gr., "without eyes.")

Small, pale brown, eyeless beetles found in caves. Eight species are known from the United States, two of which were described from Wyandotte Cave, Indiana. For literature see:

*Horn*.—"Synoptic Table" in *Trans. Amer. Ent. Soc.*, X, 1883, 270; also in *Bull. Brook. Ent. Soc.*, V, 1882, 48.



Fig. 56. · 3.  
(After Packard.)

118 (489). ANOPHTHALMUS TENUIS HORN, *Trans. Amer. Ent. Soc.*, III, 1871, 327; *Geol. Surv. Ind.*, 1872, 179.

Elongate, slender. Pale brownish-yellow, shining. Head oval, front with two curved impressed lines. Thorax broader than head, slightly longer than wide; sides curved in front, sinuate behind, median line distinctly impressed; hind angles rectangular, acute. Elytra elongate-oval, two-thirds longer than broad, surface finely alutaceous; striae faint but evident, with three bristle-bearing punctures along the third. Length 4.5-6 mm. (Fig. 56.)

Caves of Monroe, Lawrence and Crawford counties; frequent in Wyandotte. April 15-September 20. They occur only in the remote parts of the caves, where they may be found crawling rapidly over mud, sand or rocks in damp localities. Like other Carabids, these small blind beetles are supposed to be carnivorous. In Wyandotte specimens of mites, spiders, springtails and harvestmen were taken in the same locality as the beetles, and probably furnish the latter a scanty supply of food.

119 (491). ANOPHTHALMUS EREMITA HORN, *Trans. Amer. Ent. Soc.*, III, 1871, 328; *Geol. Surv. Ind.*, 1872, 180.

Of the same color as *tenuis* and resembling that species but broader. Thorax wider than long and wider than head; hind angles less prominent. Elytra more distinctly alutaceous, with scarcely any traces of striae, the surface subopaque. Length 5 mm.

Very rare; originally described from a single male specimen taken in Wyandotte Cave, Crawford County. The type is in the Horn collection at the Philadelphia Academy of Natural Sciences.

## Tribe VI. PTEROSTICHINI.

Beetles of medium or large size, having the antennae arising from beneath a distinct frontal ridge, the three basal joints glabrous; mandibles without a bristle-bearing puncture in the outer groove; mentum broad, usually deeply emarginate and toothed. Thorax with at least one bristle-bearing puncture at side and one at hind angle. Body not pedunculate, scutellum distinct. Elytra narrowly inflexed, margin strongly interrupted behind the middle and with

a well-marked internal fold; disk usually with dorsal punctures. Front tibiae broader at tip, deeply emarginate within, the inner spur situated at the summit of the notch; hind coxae contiguous. Front tarsi of males rather broadly dilated and covered beneath with small scales.

The tribe is represented in the United States by five genera, all of which occur in Indiana.

## KEY TO GENERA OF PTEROSTICHIINI.

- a.* Terminal joint of palpi dilated; elytra without dorsal punctures. XXIII. MYAS.  
*aa.* Terminal joint of palpi cylindrical or slightly oval.  
*b.* Front tarsi of male normally dilated.  
*c.* Last joint of palpi as long as or longer than the next to the last, the latter with two setae (bristly hairs) in front. XXIV. PTEROSTICHUS.  
*cc.* Last joint of palpi shorter than the next to last, the latter with a number of setae in front.  
*d.* Elytra with one dorsal puncture; size larger, 14 or more mm. XXV. EVARTHUS.  
*dd.* Elytra without dorsal punctures; size smaller, not over 12 mm. XXVI. AMARA.  
*bb.* Front tarsi of male obliquely dilated; form oblong, subdepressed; black, very shining, usually with iridescent reflections; dorsal punctures one. XXVII. LOXANDRUS.

## XXIII. MYAS Dej., 1828.

Beetles of medium size and broad form, having the head and thorax black and elytra purplish. Two species occur in the United States. Of these but one has as yet been taken in Indiana, though Dury has taken the other at Cincinnati, Ohio. They may be separated as follows:

## KEY TO SPECIES OF MYAS.

- a.* Thorax depressed at sides; elytral striae punctured; length 18-20 mm. 120. CORACINUS.  
*aa.* Thorax not depressed at sides; elytral striae not or very obsoletely punctured; length 13-15 mm. CYANESCENS.  
 120 (494). MYAS CORACINUS Say, Trans. Amer. Phil. Soc., 11, 1823, 59; *ibid.* 11, 482.

Black, elytra purplish. Thorax broad, transversely quadrate, front angles rounded, hind angles rectangular, margin purplish. Elytra broad with acute striae which are finely punctured. Length 18-20 mm.

Throughout the State but scarce; taken in nine widely separated counties. Occurs beneath logs and chunks in open woods with a loose soil. May 21-October 7.

## XXIV. PTEROSTICHUS BOIL. 1813. (Gr., "wing + compact.")

Black or greenish-shining beetles of medium or large size, having the characters of the tribe as above given. Form elongate, more or less depressed; head but little constricted behind the eyes; margin of elytra strongly interrupted posteriorly.

The members of this genus are among the most common of our Carabidæ. They are found in woods and along the borders of fields under logs, stones and leaves. A number of the species hibernate in the perfect stage. Dr. Forbes dissected thirteen specimens of this genus and found that 43 per cent. of the food was of insects, canker worms, caterpillars, etc. The vegetable food was of fungi and flowering plants.

The principal papers dealing with the genus are as follows:

*LeConte*.—"Synopsis of the Species of *Pterostichus* and Allied Genera Inhabiting Temperate North America," in Journ. Phil. Acad. Nat. Sci., II, 1852, 225.

*LeConte*.—"The Pterostichi of the United States," in Proc. Phil. Acad. Nat. Sci., 1873, 302.

*LeConte*.—"Synoptical Table," in Bull. Brook. Ent. Soc., V, 1882, 15, *et seq.*

*Wickham*.—In Journ. N. Y. Ent. Soc., III, 1895, 181.

About 125 species are known from the United States. Of these 24 have been taken in Indiana, while 5 others may occur. For convenience the Indiana species are first arranged in four groups, and these are then treated in order.

## KEY TO GROUPS OF INDIANA PTEROSTICHUS.

- a.* Dorsal punctures none or one only. Group A.
- aa.* Dorsal punctures two or more.
  - b.* Last joint of palpi cylindrical, truncate at tip; size larger, usually 10 or more mm.
    - c.* Side pieces of metathorax short, their length distinctly less than twice their width at base. Group B.
    - cc.* Side pieces of metathorax long, narrowed from base to apex, their length being more than twice the width at base. Group C.
  - bb.* Last joint of palpi elongate-oval, scarcely truncate; size smaller, not over 8.5 mm. Group D.

## GROUP A.

To this group belong small or medium sized species either wholly without dorsal punctures or with one puncture behind the middle on the third interval, close to the second stria. They have the thorax usually rounded or trapezoidal, much narrowed behind, the margin narrow, not reflexed, the base without a marginal line. Six species

probably occur in the State, though but three of them have as yet been taken.

## KEY TO SPECIES OF GROUP A.

- a.* Elytra without a dorsal puncture.
- b.* Head of moderate size; thorax longer than broad, the basal impressions linear, single. 121. *ADOXUS*.
- bb.* Head very large; thorax quadrate, its basal impressions broad; hind trochanters rounded at tip. *ROSTRATUS*.
- aa.* Elytra each with one dorsal puncture behind the middle on the third interval.
- c.* Basal impressions of thorax double or bistriate.
- d.* Hind angles rectangular, longer and prominent; elytral striae punctulate. *SUBSTRIATUS*.
- dd.* Hind angles subobtusate or very small; elytral striae not punctulate. *APALACHIUS*.
- cc.* Basal impressions of thorax single.
- e.* Hind angles of thorax rounded or obtuse; larger, 10 mm.; thorax without an impressed line in front. 122. *OBSOLETUS*.
- cc.* Hind angles of thorax rectangular, prominent; elytral striae deep; small, not over 8 mm. 123. *HONESTUS*.

121 (519). *PTEROSTICHUS ADOXUS* Say, Trans. Amer. Phil. Soc., II, 1823, 46; *ibid.* II, 472.

Elongate, rather slender. Black; antennae and palpi dark reddish-brown; legs and abdomen piceous. Thorax widest in front of middle, thence gradually narrowed to base; sides excurved near hind angles, which are rectangular and denticulate; basal lines deep. Elytral striae not punctured, intervals subconvex. Length 13-15 mm.

Throughout the State; frequent. April 18-October 6. Occurs beneath logs and stones on the slopes of deep wooded ravines.

122 (532). *PTEROSTICHUS OBSOLETUS* Say, Trans. Amer. Phil. Soc., IV, 1834, 424; *ibid.* II, 537.

Elongate, slender, subconvex. Black or piceous, shining; antennae and legs reddish-brown. Thorax orbicular, sides strongly rounded; basal impressions rounded, deep and small. Elytra a little wider than thorax, the striae punctured, indistinctly so on sides and apex. Length 9.5-10.5 mm.

Described from Indiana; occurs throughout the State. March 21-August 22. Frequent in hilly regions beneath stones and old logs.

123 (539). *PTEROSTICHUS HONESTUS* Say, Trans. Amer. Phil. Soc., II, 1823, 51; *ibid.* II, 475.

Elongate-oval, subconvex. Black or piceous; antennae and legs reddish-brown. Thorax scarcely longer than wide, much narrowed behind the middle and sinuate on sides; basal impressions narrow and deep, with the space between them coarsely and sparsely punctured. Elytra more oval and convex than usual, much broader than thorax, the striae deep, not punctured. Length 8 mm. (Fig. 57.)



Fig. 57.  
(After Leng.)

Fulton, Parke, Vigo, Jackson, Crawford and Posey counties; scarce. Occurs principally beneath logs in deep shaded ravines. April 13–November 4.

*P. rostratus* Newm., 14–16 mm., *P. substriatus* Lec., 12–14 mm., and *P. apalachius* Horn, 12 mm. in length, have a known range which favors the probability of their occurring in Indiana.

#### GROUP B.

This group comprises black, medium sized species ranging in length from 10 to 16 mm. They have two or three dorsal punctures on each elytron; thorax narrowed behind and not margined at base, except in *permundus*; the inner wings lacking except in *obscurus*. The side pieces (episterna) of the metathorax are short, and nearly as broad at apex as base. Of the seven species whose characters and range are such as to be included in the group, five are represented in the collection at hand, while two others perhaps occur in the State.

#### KEY TO SPECIES OF GROUP B.

- a.* Thorax narrower at base than apex; prosternum not margined behind.
- b.* Outer striae of elytra indistinct; thorax finely margined; elytral striae not punctured. 124. *OBSCURUS.*
- bb.* Outer striae of elytra nearly or quite as deep as inner; thorax strongly margined.
- c.* Dorsal punctures two (rarely three or four).
- d.* Basal impressions of thorax linear, deep. LACHRYMOSUS.
- dd.* Basal impressions large, broad.
- e.* Hind angles of thorax carinate.
- f.* Basal impressions without a tubercle. 125. *CORACINUS.*
- ff.* Basal impressions with an obtuse flattened tubercle. 126. *STYGIUS.*
- cc.* Hind angles not carinate; impressions without a tubercle. 127. *RELICTUS.*
- cc.* Dorsal punctures four; hind angles carinate. SUPERCILIOSUS.
- aa.* Thorax broader at base than apex; prosternum margined behind; dorsal punctures three. 128. *PERMUNDUS.*
- 124 (542). *PTEROSTICHUS OBSCURUS* Say, Trans. Amer. Phil. Soc., IV, 435; *ibid.* II, 538.

Elongate, slender. Black; antennæ, tibiæ and tarsi dark reddish-brown. Thorax somewhat trapezoidal in shape, narrowed behind; basal impressions short, narrow, punctured, hind angles very obtuse, rounded. Elytra with three dorsal punctures, the first and second on or near the third stria, the third on second stria; intervals flat, striae shallow. Length 10.5–12 mm.

Throughout the State; scarce. April 4–November 17. In one specimen before me there are four dorsal punctures on one side and three on the other.



125 (545). *PTEROSTICHUS CORACINUS* Newm., Entom. Mag., V, 1838, 386.

Elongate-oval, rather robust. Black, shining; antennae and legs piceous. Thorax quadrate, somewhat narrowed behind, sides broadly rounded, hind angles obtuse; basal impressions broad, deep, rugosely punctured. Elytral striae deep, not punctured; intervals flat or nearly so. Length 15-17.5 mm. (Fig. 58.)



Fig. 58.  
(After Leng).

Throughout the State, frequent; more so in the northern counties. May 13-October 3. Occurs beneath logs and stones in open woods. In this and the next two species the side margins of thorax are wider and more reflexed than in any of those preceding; the two (rarely three or four) dorsal punctures are located on the second stria, one before, the other behind the middle. In one specimen from Cass County there are four distinct dorsal punctures on the second stria. From the keys, as usually given, it was at first referred to *superciliosus* Say, but the thorax is not narrowed behind as in that species and the elytra are jet black, not purplish. I have concluded, therefore, that it is but a sport of *coracinus*, with which it agrees in all other respects.

*P. lachrymosus* Newm. and *P. superciliosus* Say, both 15 mm. in length, very probably inhabit the State. The former has been taken by Dury at Cincinnati and the latter in Michigan.

126 (546). *PTEROSTICHUS STYGICUS* Say, Trans. Amer. Phil. Soc., 11, 1823, 41; *ibid.* 11, 467.

Closely allied to the preceding. Distinguished principally by the small tubercle in the thoracic impressions; carina of hind angles very short. Elytral intervals more convex. Length 14-16 mm.

Very common throughout the State beneath logs, etc., in open woods. March 31-October 20. The so-called "tubercle" is only an elevated space between the two striae of the basal impression. It is my opinion that a large series of specimens will show *coracinus* to be only a form of *stygicus*, Say's name having priority.

127 (547). *PTEROSTICHUS RELICTUS* Newm., Entom. Mag., V, 1838, 387.

Resembles both *coracinus* and *stygicus*. Thorax longer, more distinctly narrowed behind and without carina at hind angle or tubercle in basal impressions, the latter, therefore, being single. Elytral striae deeper, with narrower, much more convex intervals. Length 16-17 mm.

Putnam, Vermillion, Vigo and Knox counties; scarce. May 25-September 18. Occurs beneath stones in deep ravines.

128 (555). *PTEROSTICHUS PERMUNDUS* Say, Trans. Amer. Phil. Soc., IV, 1834, 426; *ibid.* II, 540.




Fig. 59. - 5. (After Forbes).

Elliptical or broadly oval. Black or purplish, shining with iridescent reflection; antennæ and legs piceous. Thorax broad, quadrate, a little narrower at front than at base, side margins narrow in front, wider, depressed and punctured behind the middle; basal impressions two on each side, punctured, the outer very short. Elytral striae not or very finely punctured; the first dorsal puncture on the third stria, the others on the second. Length 12-14 mm. (Fig. 59.)

Described from Indiana. Occurs frequently throughout the southern half of the State beneath logs in open sandy woods. Most common in autumn. March 31-October 20.

#### GROUP C.

To this group belong large or medium sized black, greenish or bluish species having the side pieces of metathorax long and

gradually narrowed from base to apex. The thorax varies much in form, and its hind angles are never rounded. The dorsal punctures range in number from three to six, and the inner wings are always present. Thirteen species comprise the group.

#### KEY TO SPECIES OF GROUP C.

- a.* Three basal joints of antennæ distinctly carinate; basal impressions of thorax double.
- b.* Legs black; dorsal punctures two; body above green or bronzed, polished; under surface not punctured. 129. SAYI.
- bb.* Legs usually reddish; dorsal punctures four; body above green or bluish, not polished; under surface punctured. 130. LUCUBLANDUS.
- aa.* Basal joints of antennæ simple, not carinate; color black, rarely purplish.
- c.* Dorsal punctures of elytra three or four.
- d.* Hind angles of thorax carinate; basal impressions large and deep, bistriate.
- e.* Thorax much narrowed behind, the angles rectangular and prominent.

*f.* Basal impressions not or very sparsely punctured; elytra iridescent, the striae fine; size larger, 14–16 mm.

131. EBENINUS.

*ff.* Basal impressions distinctly punctulate; elytral striae deeper; smaller, not over 11.5 mm.

132. CAUDICALIS.

*cc.* Thorax less narrowed behind, the angles small, rectangular, but slightly prominent, impressions punctured.

*g.* Smaller, not over 10 mm.; form slender.

133. LUCTUOSUS.

*gg.* Larger, 14–15 mm.; form broader.

134. CORVINUS.

*dd.* Hind angles of thorax not carinate, basal impressions single.

*h.* Basal impressions wide and deep; thorax strongly margined; ligula obtusely carinate.

*i.* Size very large, 22 or more mm.; surface but little polished, female dull.

135. HAEDEMANI.

*ii.* Size smaller, not over 20 mm.; surface polished, shining.

*j.* Elytral striae deep, distinct to apex; surface moderately brilliant; size 16–20 mm.

136. TARTARICUS.

*jj.* Elytral striae fine, very faint towards apex; surface very brilliant; size 15 mm.

137. SCRUTATOR.

*hh.* Basal impressions linear; thorax finely margined; ligula not carinate.

*k.* Color purplish; basal impressions not punctured.

138. PURPURATUS.

*kk.* Color black; basal impressions punctured.

139. MUTUS.

*cc.* Dorsal punctures of elytra five or six, large, deeply impressed.

*l.* Hind angles of thorax small, dentiform; elytra black, shining.

140. PENNSYLVANICUS.

*ll.* Hind angles obtuse; elytra dark reddish-brown, feebly bronzed.

141. LUCZOTII.

129 (564). *PTEROSTICHUS SAYI* Brulle., Silb., Rev. Entom., III, 277.

Oblong, somewhat flattened. Bronzed or green above; sometimes nearly black; basal third of antennae reddish-brown. Thorax a little wider than long, feebly narrowed behind, more so in front; margins not depressed; basal impressions deep, punctate, the outer much the shorter; hind angles rectangular. Elytral striae deep, punctate. Length 10–12.5 mm.

Throughout the State; common. March 19–October 20. Probably hibernates.

\*130 (565). *PTEROSTICHUS LUCUBLANDUS* Say, Trans. Amer. Phil. Soc., II, 1823, 55; *ibid.* I, 177; II, 478.

Resembles the preceding but less flat and without the brilliant polish of surface. Color exceedingly variable, usually green or bluish. Thorax wider, not narrowed behind; margin wider, more reflexed, depressed near the hind angles. Elytral striae smooth, rarely finely punctate; intervals subconvex, finely alutaceous. Length 10–14 mm. (Fig. 60.)

Very common throughout the State. February 21–September 22. Hibernates as imago. The dorsal punctures are usually four.

located on third interval, one near end of scutellar stria, one just behind the middle, the other two on apical third. In one specimen at hand there are six on each elytron, those on the left all on third interval; those on right, four in regular position on third interval and two on fifth, opposite the hinder pair on third.




Fig. 60. · 5½. (After Forbes.)

\*131 (568). *PTEROSTICHUS EBENINUS*  
Dej., Spec. III, 1827,  
307.

Elongate-oblong. Black or piceous, shining; elytra more or less iridescent. Thorax wider at apex than base, sides much rounded, sinuate near hind angles. Elytral striae shallow, very finely punctured; intervals flat. Length 7.4-16 mm.

Lake, Fulton, Vigo and Knox counties; frequent. Usually found beneath logs and rubbish near water. Hibernates. February 23–October 22. In this and the next three species the scutellar stria is long and the elytra each have three dorsal punctures, the first one on the third stria, the other two near the second stria behind the middle.

\*132 (569). *PTEROSTICHUS CAUDICALIS* Say, Trans. Amer. Phil. Soc., 11, 1823, 56; *ibid.* 11, 480.

Elongate, slender. Black, shining; antennae reddish-brown, legs piceous. Thorax shaped as in *ebeninus*, the margin more narrow, less reflexed at base; impressions, as well as the space between them, sparsely and coarsely punctured. Striae of elytra deeper, finely punctured. Length 10-11.5 mm.

Throughout the State; common. March 19–October 17. Hibernates.

133 (570). *PTEROSTICHUS LUCTUOSUS* Dej., Spec. III, 1827, 281.

Resembles *caudicalis* but smaller and more slender. Thorax more quadrate, less narrowed behind. Elytra but little wider than thorax, the striae deep, very finely punctured. Length 8-9 mm.

Throughout the State; common in the northern counties, less so in the southern portion. Occurs beneath rubbish, usually near water. May 10–August 27.

134 (571). *PTEROSTICHUS CORVINUS* Dej., Spec. III, 1827, 281.

Elongate, more robust. Black, antennae and tarsi piceous. Thorax rather short, sides rounded, not sinuate, hind angles very slightly prominent or subobtusate; basal impressions very deep, sparsely and coarsely punctured. Elytral striae deep, not or very finely punctured. Length 13.5-15 mm.

Frequent about the margins of lakes in the northern half of the State; not yet taken in the southern half. May 5-October 29.

135 (572). *PTEROSTICHUS HALDEMANI* Lec., Ann. Lyc. Nat. Hist., IV, 1848, 341.

Oblong, very robust, subdepressed. Black, elytra not shining; antennae and tarsi piceous. Thorax a little broader than long, narrowed behind, sides scarcely sinuate, basal impressions not punctured. Elytral striae narrow, deep, not punctured; intervals convex. Length 22-24 mm.

A southern form, rare in Indiana. Two specimens from margins of cypress swamp, Knox County. April 23-May 25. This species and the next two were formerly classed under the genus *Lophoglossus* Lec., distinguished by the ligula being obtusely carinate for its whole length. They also have the thorax strongly reflexed, gradually wider behind, the front transverse line deep, distant from margin, the hind angles obtuse; dorsal punctures three.

136 (573). *PTEROSTICHUS TARTARICUS* Say, Trans. Amer. Phil. Soc., II, 1823, 44; *ibid.*, II, 469.

Oblong, depressed. Black, shining, antennae, tibiae and tarsi piceous. Thorax with sides distinctly sinuate towards the base. Elytral striae finely and indistinctly punctate, intervals subconvex. Male with subapical tooth on inner surface of middle tibiae short, obtuse; the apical process large, acute. Length 16-20 mm.

Throughout the western half of the State, common; especially so in sandy localities near water. Hibernates. April 17-December 28.

137 (574). *PTEROSTICHUS SCRUTATOR* Lec., Ann. Lyc. Nat. Hist., IV, 1848, 342.

Oblong, depressed. Black, very shining; legs and antennae piceous. Hind angles of thorax less prominent than in *tartaricus* and elytral striae differing as mentioned in key. Male with subapical tooth of middle tibiae long and sharp; the apical process not distinct. Length 15-16 mm.

Cass County; rare. September 15. Two specimens taken by Dr. Robert Hessler from a ditch dug about a burning peat bog near Royal Center.

138 (577). *PTEROSTICHUS PURPURATUS* Lec., *Journ. Phil. Acad. Nat. Sci.*, II, 1853, 242.

Elongate, rather robust. Head and thorax black, shining; elytra and femora with a distinct purplish tinge; antennæ and tarsi piceous. Thorax subquadrate, but little narrowed behind, sides rounded, hind angles obtuse. Elytral striae deep, not punctured; intervals convex. Length 13-14 mm.

Knox and Lawrence counties; rare. August 31-September 26. This and the next species have the hind tarsi with three joints grooved on the outer side; the dorsal punctures three and the front transverse line of thorax short and interrupted.



Fig. 60a. (After Leng).

\*139 (578). *PTEROSTICHUS MUTUS* Say, *Trans. Amer. Phil. Soc.*, II, 1823, 44; *ibid.* II, 470.

Elongate, rather slender, subdepressed. Black, shining; antennæ and legs piceous. Thorax more evidently narrowed at base, sides less rounded, hind angles distinct. Elytral striae deep, finely punctured, intervals subconvex. Length 10-12.5 mm. (Fig. 60a.)

Throughout the State; common. Hibernates. April 8-December 18.

140 (580). *PTEROSTICHUS PENNSYLVANICUS* Lec., *Proc. Phil. Acad. Nat. Sci.*, 1873, 314.

Elongate, rather robust. Black, very shining; palpi, tibiae and tarsi dark reddish-brown. Side margins of thorax a little wider toward the base, basal impressions linear with a few punctures. Elytral striae deep, indistinctly punctured; intervals slightly convex, the third with five large punctures, the basal one near the third stria, the others on or near the second. Length 11-12.5 mm.

A northern species taken in Lake County, near Pine; rare. June 26.

141 (583). *PTEROSTICHUS LUCZOTI* Dej., *Spec.*, III, 1827, 321.

Elongate-oval, rather slender, subdepressed. Head and thorax black; antennæ, legs and elytra dark reddish-brown. Thorax narrowed behind; sides oblique, narrowly depressed; hind angles obtuse, basal impressions sparsely punctured. Elytral striae finely punctured, the second and third with five or six large, indented dorsal punctures placed somewhat alternately; intervals nearly flat. Length 11-12.5 mm.

Steuben County; rare. August 13. Four specimens were taken from beneath leaves in a low wooded tract on the eastern border of Clear Lake. A species of northern range.

#### GROUP D.

Three small species comprise this group. In addition to the characters given in key to Groups, they have the side pieces of

metathorax long; dorsal punctures three; hind tarsi with three or four joints grooved on outer side; basal impressions of thorax deep, single; wings wanting except in *erythropus*.

## KEY TO SPECIES OF GROUP D.

- a.* Scutellar stria wanting; thorax subquadrate, hind angles strongly rounded. 142. ERYTHROPUS.  
*aa.* Scutellar stria long.  
*b.* Elytral striae not punctured; hind angles subrectangular, slightly prominent. 143. PATRUELIS.  
*bb.* Basal half of elytral striae punctured; hind angles obtuse. 144. FEMORALIS.

142 (585). PTEROSTICHUS ERYTHROPUS Dej., Spec. III, 1827, 240.

Elongate-oval. Black, strongly shining; antennae and legs reddish-brown. Thorax nearly square, sides feebly curved, widely depressed near the hind angles, which are strongly rounded; basal impressions and elytral striae not punctured. Length 8-8.5 mm. (Fig. 61.)

Throughout the State, frequent; usually beneath rubbish in sandy localities near water. Probably hibernates. March 19–November 5.

143 (587). PTEROSTICHUS PATRUELIS Dej., Spec. V, 1829, 759.

Elongate, slender, subcylindrical. Black, feebly shining; antennae and legs dark reddish-brown. Thorax feebly narrowed behind, sides moderately rounded, basal impressions sparsely punctured. Elytral striae deep; intervals nearly flat. Length 7.5 mm.

Throughout the State; more frequent in the northern half. March 26–October 25.

\*144 (588). PTEROSTICHUS FEMORALIS Kirby, Faun. Bor. Amer., IV, 1837, 31.

Resembles the preceding, but the form is less slender, the hind angles of thorax more obtuse and the elytral striae finely punctured at least as far as the middle. Length 7.5 mm.

Throughout the State; common. Hibernates as imago. February 6–December 18.

## XXV. EVARTHUS Lec. 1852. (Gr., "good + joint.")

Black beetles of medium or large size, possessing the characters of the tribe Pterostichini as above given. Last joint of labial palpi shorter than the next to last, the latter with several long setae in front. Elytra with rounded humeri and one dorsal puncture, located near the third stria just behind the middle. Hind tarsi not grooved on outer side. Wings wanting; mandibles striate. Prosternum not margined behind.

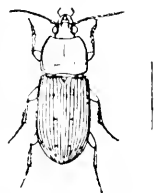


Fig. 61.  
(After Leng).

The members of this genus resemble those of *Pterostichus* and are found in the same situations though less frequently. Of seven specimens dissected by Dr. Forbes, insects such as canker worms and caterpillars had formed 93 per cent. of the food, so that they may be classed as highly beneficial.

For literature treating of the genus see the first two papers by LeConte mentioned under *Pterostichus*, also the following:

*LeConte*.—"Synoptic Table" in Bull. Brook. Entom. Soc., III, 1880, 21, 49, 73.

*Wickham*.—"Coleoptera of Northeastern America" in Journ. N. Y. Ent. Soc., III, 1895, 189-190.

Thirteen species of *Evarthrus* are known from the United States. Of these, six have been taken in Indiana, while another may occur.

KEY TO INDIANA SPECIES OF EVARTHUS.

- a.* Thorax subquadrate, but little constricted at base; prosternum deeply sulcate.
- b.* Thorax wider than long; scutellar stria wanting.
- c.* Striae of elytra strongly punctured.
  - d.* Margin of thorax wide, especially at base. 145. SEXIMPRESSUS.
  - dd.* Margin of thorax narrow, nearly uniform. 146. SIGILLATUS.
- cc.* Striae of elytra finely punctured. 147. AMERICANUS.
- bb.* Thorax as long as wide; scutellar stria present, rather long.
  - 148. ORBATUS.
- aa.* Thorax strongly constricted behind; prosternum feebly or obsoletely sulcate.
  - c.* Hind angles of thorax prominent; striae of elytra fine. COLOSSUS.
  - cc.* Hind angles of thorax shorter, less prominent; striae of elytra deep.
    - f.* Sides of thorax much rounded. 149. SODALIS.
    - ff.* Sides of thorax less rounded, more oblique. 150. FURTIVUS.

145 (610). EVARTHUS SEXIMPRESSUS Lec., Ann. Lyc. Nat. Hist., IV, 1848, 350.

Elongate-oval. Black, head and thorax feebly shining; apical half of antennæ and tarsi reddish-brown; basal joints of antennæ, femora and tibiæ piceous. Thorax not punctate, sides rounded. Elytra very finely alutaceous, opaque; intervals flat. Length 14.5-15.5 mm.

Southern half of State, frequent; less so in the northern counties. April 29-November 19. Occurs mostly on dry wooded slopes beneath logs and stones. In this and the next three species the thorax has the hind angles obtuse and the sides not sinuate near base.



- 146 (611). *EVARTHIRUS SIGILLATUS* Say, Trans. Amer. Phil. Soc., 11, 1823, 42; *ibid.*, 11, 168.

Very close to *scrimpressus*. Thorax with more narrow margin which is not inflexed or widened near base, the basal impressions more shallow. Female dull black; male often more shining. Length 15-17 mm.

Southern half of State; scarce. May 12-October 20.

- 147 (612). *EVARTHIRUS AMERICANUS* Dej., Spec. 111, 1827, 392.

Form proportionally broader than in the two preceding species. Thorax with hind angles less obtuse and elytra more finely punctured. Thorax slightly narrowed in front, the margin fine, not reflexed. Elytra in both sexes subopaque. Length 15-18 mm.

Crawford, Knox and Perry counties; scarce. May 15-September 10.

- 148 (613). *EVARTHIRUS ORBATUS* Newm., Entom. Mag., V, 1838, 386.

Thorax not broader than long, slightly narrowed behind, the margin narrow and scarcely reflexed; hind angles less strongly carinate. Elytral striae deeper than in the preceding species, rather finely punctate; intervals more convex. Length 15-17 mm. (Fig. 62.)

Marshall and Posey counties; rare. April 10-October 17.

*E. colossus* Lec., 16-22 mm. in length, has been taken in Kentucky and Illinois, and doubtless occurs in southern Indiana.



Fig. 62

- 149 (620). *EVARTHIRUS SODALIS* Lec., Ann. Lye. Nat. Hist., IV, 1848, 349.

Elongate-oblong. Dull black, the apical half of antennae and tarsi reddish-brown. Thorax suborbicular, the sides strongly rounded to near base, then suddenly sinuate, the base much narrower than apex. Elytra finely alutaceous, rather deeply striate, the striae coarsely punctured; intervals subconvex. Length 15-17 mm.

Southern half of State, frequent; not yet taken in the northern counties. April 3-September 16.

- 150 (621). *EVARTHIRUS CURTIVUS* Lec., Journ. Phil. Acad. Nat. Sci., 1852, 233.

Differs from *sodalis* in having the thorax more broadly and obliquely rounded on the sides, which are but slightly sinuate near the hind angles. Length 15-16.5 mm.

Throughout the State, frequent; less so northward. April 3-September 27.

## XXVI. AMARA Bon. 1813. (Gr., "to shine.")

Black, brownish or bronzed beetles of medium size, possessing the characters of the tribe *Pterostichini* as previously given. Form usually oval or oblong, convex; last joint of labial palpi shorter than the next to last, the latter with several setæ in front; thorax usually wider than long and in most species as wide at base as elytra, the latter without dorsal punctures. Males with the first three joints of the front tarsi dilated, with two rows of scales beneath.

The genus is a large one and the species very difficult to separate by a table or key unless both sexes are present. Even then a number of the species resemble one another so closely as to be only doubtfully placed. Its members are, according to Dr. Forbes, mainly vegetable feeders, though one of the larger ones, *obesa*, is known to feed largely upon the eggs of locusts or grasshoppers. They occur mostly in moist situations, beneath logs, stones, etc., and several species are known to hibernate as imagoes.

The following are the principal papers on the North American species:

*LeConte*.—"Notes on the Amarae of the United States," in Proc. Phil. Acad. Nat. Sci., VII, 1855, 346.

*Horn*.—"Synoptic Tables," in Trans. Amer. Entom. Soc., V, 1874, 127.

*Horn*.—"A Study of Amara," in Trans. Amer. Ent. Soc., XIX, 1892, 19.

*Wickham*.—In Journ. N. Y. Ent. Soc., IV, 1896, 33.

*Hayward*.—"Studies in Amara," in Trans. Amer. Ent. Soc., XXXIV, 1908, 13-66.

About 70 species are known from the United States. Of these 19 have been taken in Indiana, while two or three others probably occur. For convenience the Indiana species are separated into three groups, and these in turn into species.

## KEY TO GROUPS OF INDIANA AMARA.

- a.* Thorax distinctly broader in front of than at the base, and usually more or less cordiform. Group A.
- aa.* Thorax broadest at base, thence gradually narrowed to apex.
  - b.* Hind tibiæ pubescent on the inner side in the males. Group B.
  - bb.* Hind tibiæ not distinctly pubescent on the inner side in the males. Group C.

## GROUP A.

But five species, whose known range is such as to probably include Indiana, belong to this group. With one exception they are

our largest species, and are elongate-oblong and convex in form, black or piceous in hue, usually strongly shining, rarely very feebly bronzed. The apical spur of front tibiae is always simple and the elytral striae are punctured. It includes the Indiana representatives of the subgenera *Cyrtanolus*, *Leiocnemis* and *Bradytus* of Hayward's paper.

## KEY TO SPECIES OF GROUP A.

- a.* Prosternum not margined at tip; middle tibiae of male with two teeth on the inner side; punctures on base of thorax limited to the impressions. 151. PENNSYLVANICA.
- aa.* Prosternum margined at tip; middle tibiae of males not toothed.
- b.* Hind tibiae of males not distinctly pubescent on the inner side; thorax punctured from side to side at base. 152. AVIDA.
- bb.* Hind tibiae of males distinctly, usually densely pubescent on the inner side; basal impressions of thorax broad, bifoveate, with few or no punctures between them.
- c.* Scutellar stria very short or obsolete; side pieces of metasternum punctured. 153. EXARATA.
- cc.* Scutellar stria long; side pieces of metasternum smooth.
- d.* Prosternum of male with a shallow sparsely punctured oval space at middle, simple in the female; larger, 8.7-10.5 mm. 154. LATOR.
- dd.* Prosternum of male not punctured, but with a lengthwise groove, more feebly grooved in female; smaller, 7-8 mm. SCHWARZI.
- 151 (645). *AMARA PENNSYLVANICA* Hayward, Trans. Amer. Ent. Soc., XXXIV, 1908, 34.

Elongate-oblong, moderately convex. Black or piceous, shining; antennae and legs rufous. Thorax less than one-half wider than long, slightly wider at base than apex, widest a little in front of middle; hind angles rectangular, carinate; basal impressions broad, deep, indistinctly bifoveate, coarsely punctured. Elytral striae punctured, more finely toward the apex. Length 10-11.5 mm.

Southern half of State; frequent. Hibernates. February 26-October 9. Listed as *fulripes* Putz, but Hayward shows this name to have been preoccupied.

152 (623). *AMARA AVIDA* Say, Journ. Phil. Acad. Nat. Sci., 11, 1823, 148; *ibid.* 11, 95, 541.

Oblong, convex. Black or piceous, shining; antennae and legs rufous. Thorax nearly twice as wide as long, widest in front of middle, as wide at base as apex; hind angles rectangular, not carinate, basal impressions ill-defined; disk smooth at middle, sparsely punctate near apex, more densely and coarsely across the base. Elytra scarcely wider than thorax, the striae deep, distinctly punctured, intervals convex. Length 8-9.5 mm. (Fig. 63.)

Vigo and Floyd counties; scarce. April 26-June 23.

153 (646). *AMARA EXARATA* Dej., Spec., III, 1828, 509.

Oblong-oval, robust, very convex. Blackish-piceous, shining; antennae and legs reddish-brown, the former as long as the head and thorax. Thorax subquadrate, about one-half wider than long, basal impressions broad, double, punctured; hind angles small, acute, very obtusely carinate. Elytra slightly wider than thorax, the striae deep, closely punctured. Length 8-10 mm. (Fig. 64.)

Throughout the State; common. Hibernates. January 13–November 11.

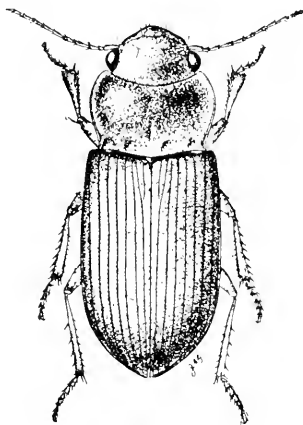


Fig. 63. 5. (After Smith.)

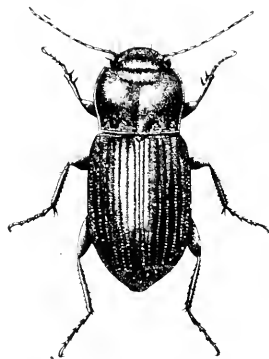


Fig. 64. 3½. (Original.)

154 (647). *AMARA LATIOR* Kirby, Faun. Bor. Amer., IV, 1837, 36.

Elongate-oblong, feebly convex. Piceous to black, often slightly bronzed, surface finely alutaceous in females. Thorax about one-half wider than long, not sinuate near base; hind angles subrectangular, very obtusely carinate, basal impressions broad, bifoveate, punctate, the inner fovea longer than the outer. Elytra slightly wider than thorax, rather deeply striate, the striae finely punctured, indistinctly so on the apical half. Length 9-10.5 mm.

One specimen from the margin of Lake Michigan near Millers, Lake County. July 29. A member of the Alleghanian fauna which probably occurs throughout the northern third of the State.

*A. schwarzi* Hayward, usually listed as *septentrionalis* Lec., was described from Lake Superior and may also occur in northern Indiana.

#### GROUP B.

To this group belong nine medium-sized oval, black or piceous, and usually bronzed-shining species. The antennae are black or piceous with the two to four basal joints paler. The elytra are rarely, and then only slightly, wider than the thorax at base and

their striae are distinctly punctured in but one of the nine, while the hind angles of thorax are never carinate. The group includes the subgenera *Triana* and *Amara* of Hayward's paper.

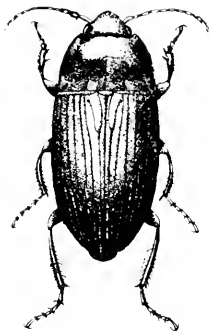
## KEY TO SPECIES OF GROUP B.

- a.* Apical spur of front tibiae tritid; scutellar stria of elytra terminating in an ocellate (eye-like) puncture at base; antennae with the three or four basal joints pale.
- b.* Thorax narrowed from base to apex, its hind angles obtuse; fourth joint of antennae in great part pale. 155. *ANGUSTATA*.
- bb.* Thorax narrowed from slightly behind the middle to apex, hind angles sharply rectangular; fourth joint of antennae in great part piceous. 156. *PALLIPES*.
- aa.* Apical spur of front tibiae simple.
- c.* Basal joints of antennae not carinate; prosternum of male not punctured.
- d.* Scutellar stria terminating in an ocellate puncture; femora piceous or dark reddish-brown, tibiae and tarsi paler. 156. *IMPUNCTICOLLIS*.
- dd.* Scutellar stria without ocellate puncture.
- c.* Elytral striae punctured; base of thorax finely punctured. 157. *BASILLARIS*.
- cc.* Elytral striae not or obsoletely punctured; base of thorax smooth.
- f.* Thorax narrowing from basal angles to apex; form broad, robust; terminal spur of front tibiae stouter than usual. 158. *CRASSISPINA*.
- ff.* Thorax narrowing from in front of base; form oblong-oval; terminal spur of front tibiae normal. 158. *CUPREOLATA*.
- cc.* Antennae with basal joints 2 and 3 carinate above.
- g.* Scutellar stria ending in an ocellate puncture. 159. *FALLAX*.
- gg.* Scutellar stria without puncture.
- h.* Basal impressions of thorax very faint; larger, 7.5-9 mm. 160. *PROTENSIS*.
- hh.* Basal impressions of thorax distinct, the outer oblique; smaller, 6-7 mm. 161. *POLITA*.

155 (651). *AMARA ANGUSTATA* SAY, Trans. Amer. Phil. Soc., II, 1823, 36; *ibid.*, II, 463, 542.

Oval, convex. Black, bronzed, shining; legs dull reddish-yellow. Thorax one-half wider than long, hind angles obtusely rounded, outer basal impression obsolete, the inner small, sparsely or not at all punctured. Elytra not wider than thorax, gradually narrowed from the base; surface finely alutaceous, the striae not punctured, or sparsely punctate at base; scutellar stria ending in a large eye-like puncture. Length 6-7.5 mm.

Common in southern half of the State; less so in the north. April 10-June 20. On the first warm days of early spring this species and the next are often found running rapidly about near the bases of trees and stumps in open woodland pastures.

Fig. 65.  $\times 41$ . (Original.)

156 (657). *AMARA IMPUNCTICOLLIS* Say, Trans. Amer. Phil. Soc., II, 1823, 36; *ibid.* II, 463, 542.

Oval, convex. Blackish-bronzed, often with a faint greenish tinge; femora piceous, tibiae and tarsi paler. Thorax subquadrate, narrowed from slightly behind middle to apex; surface smooth; inner basal impression often evident, not punctured, outer one obsolete. Elytra as wide at base as thorax, striae shallow, not punctured; a single large puncture at junction of second and sutural striae. Length 7-9 mm. (Fig. 65.)

Throughout the State; common. Probably hibernates. March 12–October 21. The females have the upper surface alutaceous.

\*157 (659). *AMARA BASILLARIS* Say, Trans. Amer. Phil. Soc., II, 1823, 35; *ibid.* II, 462, 542.

Oblong-oval, convex. Blackish-bronzed or purplish-black, shining; legs reddish-brown, the femora darker. Thorax subquadrate, nearly twice as wide as long, narrowed from about the middle to apex; basal impressions double, with numerous distinct punctures, the inner longer than the outer. Elytral striae rather deep, punctured. Length 7-8.5 mm.

Vigo County; rare. January 13. Taken from beneath mullein leaves.

158 (661). *AMARA CUPREOLATA* Putz., Mem. Liege, I, 1866, 180.

Oblong-oval, convex. Bronzed or purplish-black, shining, the females finely alutaceous; antennae and legs piceous. Thorax one-half wider than long, narrowed from about one-third in front of base and rounded to apex; basal impressions feeble or wanting; hind angles obtusely rounded, the puncture near them distant from side margin and much nearer the basal. Elytra not wider than thorax, subparallel to behind the middle, the striae not or very finely punctured. Length 6-7 mm.

Throughout the State; our most common species. March 4–July 24. Resembles *impuncticollis* but readily distinguished by the lack of ocellate puncture at base of scutellar stria.

159 (664). *AMARA FALLAX* Lec., Ann. Lyc. Nat. Hist., IV, 1848, 362.

Oval, moderately convex. Blackish-bronzed, shining in males, alutaceous in females; under surface and femora black, tibiae and tarsi dark reddish-brown. Thorax nearly twice as wide as long, narrowed from slightly in front of base to apex, basal impressions indistinct, hind angles rectangular. Elytra slightly wider than thorax, striae not punctured; the ocellate puncture at junction of scutellar and second stria smaller than in *impuncticollis*. Length 7.5-9.5 mm.

Lake, Laporte, Marion, Vigo and Posey counties; scarce. March 26–May 28. Distinguished from *impuncticollis* only by carinate basal joints of antennae and the more broadly rounded tip of prosternum.

160 (667). *AMARA PROTENSA* Putz., *Mon. Liege*, I, 1866, 183.

Oblong-oval, moderately convex. Purplish-black or bronzed, alutaceous in both sexes, more strongly in females; antennae and legs piceous; under surface black. Thorax two-thirds wider than long, very distinctly wider at base than apex; basal impressions very faint, not punctured; hind angles subrectangular. Elytra slightly wider than thorax, finely striate, the striae smooth. Length 7.5-8.5 mm.

Laporte County; rare. May 20. A species of northern range which probably occurs throughout the northern third of the State.

161 (668). *AMARA POLITA* Lec., *Ann. Lyc. Nat. Hist.*, IV, 1848, 361.

Oval, moderately convex. Bronzed or blackish-bronzed, shining, often with a bluish tinge; femora black, tibiae and tarsi reddish-brown. Thorax nearly twice as wide as long, narrowed from about one-third in front of base, hind angles rectangular; basal impressions small, deep, not punctured. Elytra very slightly wider than thorax, the striae smooth. Length 6.2-7 mm.

Lake and Pulaski counties; scarce. March 26-June 26. Easily recognized by the carinate antennae, oblique outer basal depression of thorax and smaller size.

*A. pallipes* Kirby, 5.5-8 mm., and *A. crassispina* Lec., 7.2-9 mm. in length, are members of the boreal fauna ranging from Massachusetts to Lake Superior and Wisconsin, and probably occur in the northern counties of Indiana.

#### GROUP C.

This group of eight species comprises the Indiana members of the subgenus *Celia* and includes our largest and smallest species of *Amara*. For the most part they are oval, brown or piceous, rarely bronzed species, having the thorax broadest at base, the hind tibiae never pubescent on inner side in males, and the ocellate puncture at base of scutellar stria always lacking.

#### KEY TO INDIANA SPECIES OF GROUP C.

- a.* Antennae and legs piceous black.
- b.* Elytra strongly alutaceous, the intervals more or less uneven. 162. INTERSTITIALIS.
- bb.* Elytra shining; intervals flat, smooth and even. 163. ERRATICA.
- aa.* Antennae pale, legs usually so.
- c.* Size very large for the genus, 9-12 mm.; prosternum with a number of setae (bristly hairs) at tip. 164. OBESA.
- cc.* Size medium or small, not over 8 mm.; prosternum with either two setae or none at tip.
- d.* Prosternum of male with an irregular group of small punctures near the middle.
- c.* Sides of thorax distinctly flattened; prosternum with two setae at tip; reddish-brown, the males shining. 165. REMOTESTRIATA.

*cc.* Sides of thorax not flattened; prosternum without setæ; piceous, shining. 166. CHALCEA.

*dd.* Prosternum of male smooth as in the females and without setæ; sides of thorax not flattened.

*e.* Elytral striae fine, the intervals flat; thorax distinctly emarginate at apex. 167. SUBENECA.

*ff.* Elytral striae deep, the intervals convex; thorax nearly truncate at apex.

*g.* Form oblong; hind angles of thorax much rounded; sides of metasternum coarsely punctate; larger, 6-7 mm.

168. RUBRICA.

*gg.* Form more oval; hind angles subrectangular or obtuse; metasternum smooth; smaller, not over 5.5 mm.

169. MUSCULUS.

162 (670). *AMARA INTERSTITIALIS* Dej., Sp. Gen. III, 1828, 472.

Oblong-oval, moderately convex. Color variable; brownish-bronze to green, cupreous or nearly black. Thorax less than twice as wide at base as long, apex feebly emarginate, hind angles rectangular; basal impressions usually distinct but shallow, the outer oblique, the inner short, not punctured. Elytral striae with very fine, indistinct punctures; intervals more or less convex with undulating surface. Length 7-9 mm.

A species of northern range, rare in Indiana. A single specimen was taken in Vigo County from beneath drift in a swamp. Several others were obtained near Hessville and Wolf Lake, Lake County, by Wolcott. March 26-May 26.

163 (669). *AMARA ERRATICA* Sturm, Deutsche Ins., VI, 55.

Elongate-oval. Bronzed-cupreous or nearly black, shining; antennæ piceous black, the two basal joints often reddish; under surface and legs piceous, shining. Thorax not twice as wide at base as long at middle, sides narrowing to front, hind angles rectangular; basal impressions very feeble, the outer usually the smaller and obliquely placed; surface rarely slightly punctate near the inner depression. Elytra finely striate, the striae finely but distinctly punctured; intervals flat or slightly convex, alutaceous in female. Length 6-7.5 mm.

Lake County; scarce. March 26-June 26. A circumpolar species which finds its southern limit in the transition life zone of northern Indiana. Although Horn says in his key that the surface is not alutaceous it is distinctly so in the female.

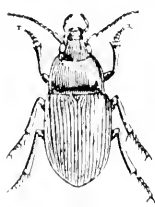


Fig. 66. 2.  
(After Riley.)

164 (674). *AMARA OBESA* Say, Trans. Amer. Phil. Soc., 11, 1823, 37; *ibid.* 11, 464.

Oblong-oval, robust, not very convex. Piceous black, shining; elytra opaque in female; antennæ and legs reddish-brown. Thorax one-half broader than long, hind angles rectangular; basal impressions double, finely punctate, the outer deeper and with an external carina. Elytral striae more deeply impressed at apex, very finely punctured. Length 9-12 mm. (Fig. 66.)



Lake County, frequent along the south shore of Lake Michigan; also taken in Lagrange and Marion counties. June 15–October 28. Probably occurs throughout the State.

165 (6781). *AMARA BEMOLESTRATA* Dej., Sp. Gen., III, 1828, 473.

Oblong-oval, moderately convex. Reddish-brown or slightly piceous, males shining, females dull; antennæ and legs pale reddish yellow. Thorax one-half broader at base than long, hind angles sharply rectangular; basal impressions double, shallow, sparsely and coarsely punctate, the outer somewhat triangular, the inner linear. Elytral striae fine, smooth or very finely punctate; intervals flat. Length 6.5–8 mm.

Vigo and Crawford counties; rare. April 20–September 21.

166 (6777). *AMARA CHALCEA* Dej., Spec. Gen., III, 1828, 476.

Form more broadly oval and more convex than the next. Piceous, shining, surface slightly bronzed; antennæ and legs reddish-brown. Thorax nearly twice as wide at base as long at middle, hind angles rectangular; basal impressions double, rather large and deep, sparsely and rather coarsely punctured. Elytral striae not punctured; intervals flat. Length 6.5–7 mm.

Vigo County; rare. April 17.

167 (682). *AMARA SUBRENEA* Lec., Agass. Lake Sup., 1850, 208.

Oblong-oval. Piceous or dark reddish-brown, faintly bronzed, shining; antennæ and legs dark reddish-yellow. Thorax about one-half wider at base than long at middle, distinctly narrowed at apex, front angles distinct, hind angles rectangular; basal impressions rather deep, the inner larger, sparsely and coarsely punctured. Elytral striae finely and crenately punctured. Length 5.5–6.5 mm.

A northern form, known from Indiana by a single specimen taken by Wolcott near Clarke Junction, Lake County, June 24.

168 (6811). *AMARA RUBRICA* Hald., Proc. Phil. Acad. Nat. Sci., 1, —, 501.

Oblong, moderately convex. Reddish to chestnut-brown, shining; antennæ and legs paler. Thorax not twice as wide as long, hind angles very obtuse; basal impressions shallow, usually punctured. Elytra slightly wider at base than thorax, striae finely, crenately punctured; intervals convex. Length 6–7 mm.

Southern third of State; scarce. May 6–October 9.

169 (683). *AMARA MUSCULUS* Say, Trans. Amer. Phil. Soc., 11, 1823, 35; *ibid.*, 11, 462.

Oblong-oval. Piceous or dark reddish-brown, shining; antennæ and legs pale reddish-brown. Thorax one-half wider than long, distinctly narrowed in front; basal impressions almost obliterated, sparsely punctate or smooth. Elytral striae as in *rubrica*, which species it closely resembles and from which it is best separated by its smaller size and lack of punctures on sides of metasternum. Length 5–5.5 mm.

Our smallest member of the genus: common throughout the State. Often found in autumn on flowers of goldenrod (*Solidago*). April 4–October 27.

XXVII. *LOXANDRUS* Léc. 1852. (Gr., "oblique + male.")

Flattened, elongate-oblong or oval, black or piceous beetles of medium or small size, possessing the characters of the tribe Pterostichini. Differing from *Pterostichus* and allied genera by having the front tarsi of males obliquely dilated; mandibles not striate; mentum tooth emarginate. The thorax is scarcely or not at all narrowed behind and has the basal impressions single, linear and straight and the front transverse line distinct, very close to the apical margin. The wings are always present and there is one dorsal puncture on the third interval just behind the middle. Although they are shining and often more or less iridescent, they are rarely with color markings other than the piceous or yellow shades of the antennæ and legs, and, as a result, are very difficult of separation. They live beneath stones, logs and bark, especially that of oak, usually in damp locations, and when uncovered run very swiftly. The following are the principal papers treating of the genus:

*LeConte*.—"Synopsis," in Journ. Phil. Acad. Nat. Sci., II, 1852, 250.

*LeConte*.—"Synoptic Table," in Proc. Amer. Phil. Soc., XVII, 375; and in Bull. Brook. Entom. Soc., III, 1880, 19.

About twenty species are known from the United States, six of which have been taken in Indiana, while another may occur. They belong to that division of the family in which the side margin of the thorax is not flattened toward the hind angles.

KEY TO INDIANA SPECIES OF *LOXANDRUS*.

- a.* Larger, 9–13 mm.  
*b.* Legs, or at least the tibiae and tarsi, reddish-brown; elytral striae punctate.  
*c.* Thorax one-half wider than long; length 11.5–13 mm. 170. RECTUS.  
*cc.* Thorax very slightly wider than long; femora often piceous; length 9–10 mm. 171. MINOR.  
*bb.* Legs wholly black or piceous; elytral striae not punctate.  
*d.* Thorax wider than long, its hind angles rectangular. 172. BREVICOLLIS.  
*dd.* Thorax longer than wide, hind angles obtuse. 173. ERRATICUS.  
*aa.* Smaller, not over 7.7 mm.  
*c.* Elytra uniform black or piceous; legs pale to dark reddish-brown. 174. AGILIS.

*cc.* Elytra with a common sutural reddish spot behind the middle.

*f.* Legs dull yellow; hind angles rounded at tip. 175. VELLON.

*ff.* Legs dark; hind angles not rounded. CLEER.

\*170 (694). *LOXANDRUS RECTUS* Say, Trans. Amer. Phil. Soc., 11, 1823, 58;  
ibid. 11, 481, 531.

Elongate-oblong. Piceous black, shining; antennae, palpi and legs reddish-brown. Thorax nearly as broad as elytra; sides feebly curved; basal impressions deep, not punctured. Elytral striae deep, finely punctured on their sides; intervals convex. Length 11.5 mm.

Vigo County; rare. January 7. A member of the Austroriparian fauna.

171 (699). *LOXANDRUS MINOR* Chaud., Bull. Mosc., IV, 1843, 766.

Black or piceous, iridescent, shining; antennae, tibiae and tarsi dark reddish-brown. Thorax narrower than elytra, very slightly wider than long; sides feebly curved, hind angles obtuse, with the extreme tip rounded. Elytral striae shallow, very finely punctured; intervals subconvex. Length 9-10 mm. (Fig. 67.)

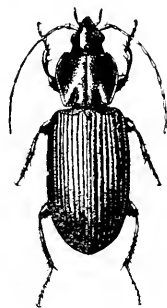


Fig. 67. 3.  
(Original.)

Southern half of State, frequent; Kosciusko County only in the north. April 20-October 20. Occurs in sandy localities near water. The legs of this species vary in hue, being usually wholly reddish-brown; sometimes, however, the femora (and rarely the tibiae) are piceous. From *brivicollis* and *erraticus* the individuals with dark legs can be distinguished by their smaller size and by the minute elongate punctures at the bottom of the striae.

172 (698). *LOXANDRUS BREVICOLLIS* Lec., Ann. Lyc. Nat. Hist., IV, 1848, 338.

Black, iridescent, shining; antennae, tibiae and tarsi dark reddish-brown, femora piceous. Thorax subquadrate, nearly as broad as elytra; sides curved to behind middle, thence oblique to base; basal impressions wider and more shallow than in *rectus*. Elytral striae shallow; intervals flat. Length 11-12 mm.

Cypress swamp, Knox County, and near mouth of White River, Gibson County; rare. April 30-July 6. Also a species of southern range.

173 (700). *LOXANDRUS ERRATICUS* Dej., Spec., III, 1828, 240.

Black, shining, iridescent; antennae dark reddish-brown, the two basal joints paler. Thorax subquadrate, slightly longer than wide, basal impressions rather shallow. Elytral striae not or very obsoletely punctured; intervals subconvex. Length 9-10.5 mm.

Fulton and Knox counties; rare. May 20-August 31.

\*171 (702). *LOXANDRUS AGLIS* Dej., Spec. III, 1828, 241.

Black or piceous, shining, feebly iridescent; antennæ dusky, the basal joint paler; legs pale to dark reddish-brown. Thorax subquadrate, as wide as long; sides more strongly curved than in *minor*; basal impressions large, sparsely and finely punctate, hind angles rounded. Elytral striae finely but distinctly punctate; intervals subconvex. Length 5.5-7 mm.

Fulton, Vigo and Dubois counties; scarce. January 7-August 20. Occurs under bark of oak stumps and logs.

175 (707). *LOXANDRUS VELOX* Dej., Spec. III, 1828, 245.

Black or piceous, shining; three basal joints of antennæ reddish-yellow, remainder darker. Thorax slightly wider than long, sides feebly curved, basal impressions narrow. Elytral striae distinctly punctured; intervals flattened. Length 5-6 mm.

Marion, Vigo, Lawrence and Crawford counties; scarce. January 7-October 23. The reddish-yellow sutural spot near apex is sometimes indistinct.

*L. celer* Dej., 6-7 mm. in length, is known from Illinois, Florida and Texas, and probably occurs in the southern third of Indiana.

#### Tribe VII. LICININI.

Antennæ moderately long, arising from beneath a distinct frontal plate, two or three basal joints glabrous; head short, with two setæ above the eyes; labrum short, emarginate, longitudinally impressed; mandibles stout, more or less curved, mentum deeply emarginate, without a tooth. Thorax with one (rarely two) bristle-bearing punctures on the side and one near the hind angles. Body not pedunculate. Elytra striate, margined at base, not interrupted on the margin. Hind coxæ contiguous; front tibiae deeply emarginate on inner side. Males with two or three joints of front tarsi rather broadly dilated, spongy pubescent beneath and ciliate at the sides.

Four genera represent the tribe in the United States, three of which occur in Indiana.

#### KEY TO INDIANA GENERA OF LICININI.

- a.* Antennæ with three basal joints entirely glabrous; size medium or large, 10 or more mm.  
*b.* Elytra with one dorsal puncture on the third interval (except in *obtusa*); eighth and ninth striae very close.  
 XXVIII. *DIPLOCHILA*.  
*bb.* Elytra without dorsal puncture; eighth and ninth striae well separated.  
 XXIX. *DICELES*.  
*aa.* Antennæ with only two basal joints glabrous; size small, not over 7 mm.; third interval with two dorsal punctures. XXX. *RABISIA*.

## XXVIII. DIPLOCHILA Brulle, 1835. (Gr., "double lip.")

Smooth black beetles of small or medium size. Elytra usually with one dorsal puncture near the middle of the third interval, the apex feebly sinuate. They live beneath stones and rubbish, usually in damp places. Three species and two varieties are known from the United States, all of which occur in Indiana. The following table is based on that of Dr. Horn in Bull. Brooklyn Entomological Society, III, 1880, p. 52:

## KEY TO SPECIES OF DIPLOCHILA.

- a.* Hind angles of thorax distinct.
- b.* Seventh stria of elytra feeble or almost obsolete; base of thorax broader than apex.
- c.* Smaller, 13-15 mm. 176. LATICOLLIS.
- cc.* Larger, 18 or more mm. 176a. VAR. MAJOR.
- bb.* Seventh stria about as distinct as sixth; thorax less narrowed in front, base more narrowed, scarcely broader than apex.
- d.* Elytral intervals all black. 177. IMPRESSICOLLIS.
- dd.* Alternate elytral intervals reddish-purple. 177a. VAR. ALTERNANS.
- aa.* Hind angles of thorax obtusely rounded; elytral striae finer, seventh almost obsolete; length 11-12 mm. 178. OBTUSA.

\*176 (710). DIPLOCHILA LATICOLLIS Lec., Ann. Lye. Nat. Hist., IV, 1848, 319.

Black, feebly shining; antennae and tarsi dark brown, the basal joints of both piceous. Thorax one-half wider than long; sides curved to behind middle, thence oblique to base; hind angles rectangular. Elytra finely alutaceous, the striae shallow, not or very faintly punctured; intervals flat. Length 13-15 mm.

Throughout the State; frequent. February 6-October 9. Sometimes attracted by electric lights.

176a (710a). DIPLOCHILA LATICOLLIS MAJOR Lec., loc. cit., 318.

In addition to its larger size, this form has the basal impressions of thorax broader and more shallow, the elytral striae finely but distinctly punctate, the seventh fainter, often wholly obsolete. Length 18-20 mm.

Throughout the State; common. March 18-October 27. Usually considered a variety of *laticollis*, but probably distinct.

177 (711). DIPLOCHILA IMPRESSICOLLIS Dej., Spec. V, 1830, 682.

Black. Apex of thorax less narrowed than in *laticollis*, nearly as broad as base. Elytral striae deeper, rather coarsely punctured; intervals more convex. Length 16-17 mm.

Lake, Laporte and Vigo counties; scarce. March 18-July 7.

177a (—). *DIPLOCHILA IMPRESSICOLLIS ALTERNANS* Casey.

Differs from typical *impressicollis* only as shown in table. Size the same.

Vigo and Lake counties; rare. May 30—June 7.

178 (712). *DIPLOCHILA OCTUSA* Lec., Ann. Lyc. Nat. Hist., IV, 1848, 320.

Black, feebly shining; antennæ reddish-brown; tibiae and tarsi piceous. Thorax nearly one-half wider than long, base wider than apex, sides feebly curved, basal impressions deep. Elytral striae not punctured; intervals feebly convex, the third without dorsal puncture. Length 11–12 mm.

Rare; two specimens from Vigo County. April 11.

## XXIX. *DICÆLUS* Bon. 1813. (Gr. “two + pitted.”)

Black, violet or bronzed-purple beetles of large size, possessing the characters of the tribe Licinini as above given. From allied genera they are separated by the absence of dorsal punctures and by having three joints of the antennæ smooth. In our species the elytra are deeply striate, with the seventh interval carinate from the humeri to a varying distance, and with the eighth and ninth striae well separated. The generic name refers to the impressions near base of thorax. Their food has been shown by Dr. Forbes to be wholly of insect origin, thus proving their beneficial habits. They occur beneath logs and stones, usually in high, dry, open woods. Seventeen species are known from the United States. Of these nine have been taken in Indiana, while another perhaps occurs. For literature see:

*Horn*.—“Synoptic Table,” in Bull. Brook. Ent. Soc., III, 1880, 51.

*Wickham*.—“Coleoptera of Northeastern America,” in Journ. N. Y. Entom. Soc., IV, 1896, 44.

### KEY TO INDIANA SPECIES OF *DICÆLUS*.

- a.* Elytral intervals very irregular, interrupted by large punctures. 179. *SCULPTILIS*.
- aa.* Elytral intervals regular, not interrupted.
- b.* Thorax distinctly narrower at apex than base.
- c.* Elytra not uniform black; length 18–25 mm.
  - d.* Elytra violaceous or purplish. 180. *PURPURATUS*.
  - dd.* Elytra brilliant brassy or cupreous. 181. *SPLENDIDUS*.
- cc.* Elytra black.
  - e.* Intervals of elytra alternately broader and more convex; humeral carina very long. 181. *FURVUS*.
  - cc.* Intervals of elytra equal.
    - f.* Two bristle-bearing punctures on margin of thorax near middle; form moderately elongate, the elytral intervals equal. 182. *ELONGATUS*.

*ff.* One bristle-bearing puncture on margin of thorax near middle.  
*g.* Smaller, 15-16 mm.; basal transverse impression of thorax feeble. 183. OVALIS.

*gg.* Larger, 20-25 mm.; basal transverse impression distinct.

*h.* Form elongate; margin of thorax reflexed near base.

184. AMBIGUUS.

*hh.* Form broad; sides of thorax not or but slightly reflexed near base; elytral intervals rather narrow, convex; humeral carina two-thirds the length of elytra.

185. DILATATUS.

*bb.* Thorax as wide or wider at apex than base.

*i.* Surface scarcely shining; thorax decidedly narrowed behind.

186. TETER.

*ii.* Surface shining; thorax nearly square, not narrowed behind; humeral carina very short. 187. POLITUS.

179 (722). *DICELUS SCULPTUS* Say, Trans. Amer. Phil. Soc., 11, 1823, 68; *ibid.* 1, 53.

Broad, subconvex. Black, shining; antennae piceous, paler at tip. Thorax very slightly widest at base, the margin broad; disk finely alutaceous, minutely rugose, not punctate. Readily known by the rough upper surface of the elytra. Length 17-19 mm. (Fig. 68.)



Fig. 68.  
(After Say.)

Southern portion of State, scarce; not taken north of Wayne and Fountain counties. April 17–October 16. Occurs most commonly in low, damp woods.

180 (718). *DICELUS PURPURATUS* Bon., Mem. Ac. Tor., 1813, 447; Say, 1, 51.

Purplish or violaceous, without brassy tinge; antennae (as in all the succeeding species) piceous at base, gradually paler to apex; legs black. Thorax with fine, wavy transverse lines. Elytra alutaceous, the striae deep; intervals very convex. Length 20-25 mm. (Fig. 69.)




Fig. 69. (After Say.)

*D. splendidus* Say, 18-25 mm. in length, occurs in Illinois and possibly in western Indiana.

181 (723). *DICELUS FURVUS* Dej., Spec., 11, 1826, 388.

Short and rather broad. Blackish, opaque or feebly shining. Thorax as in *purpuratus*, the median line feeble, the margins but slightly reflexed. Elytra minutely granulate; the interval between the fifth and sixth striae with several punctures near the base. Length 15-16 mm.

Putnam, Vigo, Dubois, Posey and Dearborn counties; scarce. March 25–September 16. The humeral carina extends almost to apex and unites at tip with the fifth interval.

182 (726). *DICELUS ELONGATUS* Bon., Mem. Ac. Tor., 1813, 447.

Much more elongate. Black, shining. Thorax with deep, distinct median line and two bristle-bearing punctures on sides just in front of the middle. Elytra granulate and punctate as in *ferrus*, the striae deep; intervals convex; humeral carina reaching beyond middle. Length 15-18 mm.

Throughout the State; common. April 9–October 17.

183 (725). *DICELUS OVALIS* Lec., Ann. Lye. Nat. Hist., IV, 1848, 327.

Short, rather broad. Black, feebly shining. Thorax with median line very distinct, deeper near base and apex. Elytral striae deep; humeral carina reaching two-thirds to apex. Length 15-16 mm.

Kosciusko, Vigo and Crawford counties; scarce. May 17–October 27. This species is of the same form and size of *ferrus*, but is easily distinguished by the equal elytral intervals.

184 (727). *DICELUS AMBIGUUS* Laf., Rev. Zool., 1841, 48.

Elongate, subparallel. Black, more or less shining. Sides of thorax more strongly reflexed than in any of the preceding species. Elytral striae deep; intervals quite convex; humeral carina not reaching middle. Length 19-22 mm.

Frequent in the southern portion of State, as far north as Vermillion County. April 9–October 6.

185 (715). *DICELUS DILATATUS* Say, Trans. Amer. Phil. Soc., II, 1823, 68; *ibid.*, I, 53.

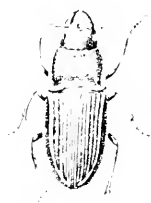


Fig. 70. (After Say.)

Broad, very robust. Black, dull or very feebly shining. Thorax with the margins but little reflexed; transverse basal impression very deep. Elytral striae deep, broad, absolutely punctured toward the tip; humeral carina reaching two-thirds to apex. Length 20-25 mm. (Fig. 70.)

Southern half of State, frequent; not taken north of Vigo County. April 18–October 21. Our largest member of the genus.

186 (728). *DICELUS TETER* Bon., Mem. Ac. Tor., 1813, 449.

Elongate, rather slender. Black, feebly shining. Thorax broadest in front of middle; margins strongly reflexed, transverse basal impression extending almost from middle to base. Elytral striae deep, intervals very convex; humeral carina reaching to middle. Length 20-22 mm.

Crawford County; rare. May 18. On account of the form of the thorax, this species has the general appearance of a *Pterostichus*.

187 (729). *DICELUS POLITI* Dej., Spec., II, 1826, 394.

Elongate-oblong. Black, strongly shining. Thorax subquadrate, a little longer than wide, apex and base equal. Elytra regularly and deeply striate. Length 11-14 mm.

Southern half of State, frequent; Kosciusko County only in the north. April 9–September 6. Our smallest species. Resem-



bles *Pterostichus permundus*, but easily distinguished by the lack of dorsal punctures.

XXX. BADISTER Clairv. 1806. (Gr., "a fast walker.")

Small piceous, brownish or spotted beetles, possessing the characters of the tribe Licinini, but having only the two basal joints of antennae entirely glabrous; the elytra with the eighth and ninth striae well separated and the tips not sinuate. They occur beneath stones and logs, usually singly and in damp localities, and are comparatively rare. The following papers are cited for students interested in the North American forms:

*LeConte*,—"Short Studies of North American Coleoptera," *in* Trans. Amer. Ent. Soc., VIII, 1880, 165.

*LeConte*,—"Synoptical Table," *in* Bull. Brook. Entom. Soc., V, 1882, 7.

Eleven species are known from the United States. Of these five have been taken in Indiana. Two others may also occur, while a new form is herewith described.

KEY TO INDIANA SPECIES OF BADISTER.

- a*. Elytral striae deep, the intervals narrow, convex; antennae and legs reddish-yellow; elytra reddish-brown, darker behind. 188. NOTATUS.
- aa*. Elytral striae shallow, intervals flat or nearly so.
- b*. Elytra spotted.
- c*. Thorax, legs and elytra yellow; elytra with a broad middle band, interrupted at the suture, and an apical spot, black, iridescent. 189. PULCHELLUS.
- cc*. Thorax black, legs and basal third of elytra orange; apical two-thirds of elytra black with an orange spot near apex. 190. MACULATUS.
- bb*. Elytra not spotted, sometimes bicolored.
- d*. Thorax and legs dull brownish-yellow; elytra piceous, margined at sides, base and suture with yellowish-brown; length 5.5-6 mm. 191. LATICEPS.
- dd*. Black or piceous, legs yellow.
- c*. Hind angles of thorax very much rounded; length 6 mm. 192. MICHANS.
- cc*. Hind angles obtuse, not or feebly rounded.
- f*. Head as broad as thorax; margins of latter of same color as disk. 191. LATICEPS.
- ff*. Head narrower than thorax; margins of latter paler than disk.
- g*. Larger, 5-6 mm.; margins of thorax narrow, not more reflexed towards the base. 192. MICHANS.
- gg*. Smaller, not over 4 mm.; margins of thorax wider and more reflexed towards the base. 193. REFLEXUS.

188 (731). *BADISTER NOTATUS* Hald., Proc. Phil. Acad. Nat. Sci., I, 299.

Elongate-oval, slender. Head and thorax black, shining; color otherwise as given in key. Thorax obcordate; hind angles obtuse; basal impressions deep, linear; median impressed line entire, deep. Length 4-4.5 mm.

Lake, Marion, Crawford and Posey counties; rare. May 5- November 8.




Fig. 70a. (Original.)

189 \* (732). *BADISTER PULCHELLUS* Lec., Ann. Lyc. Nat. Hist., IV, 1848, 418.

Elongate-oval. Head black, antennæ dusky, first joint yellow. The two black spots on each elytron are sometimes connected by a broad stripe. Thorax obcordate, the basal impressions broad and shallow. Length 5.5-6.5 mm. (Fig. 70a.)

Lake, Kosciusko and Vigo counties; scarce. Occurs beneath logs and bark along the margins of marshes and lakes. Hibernates as imago. January 6-October 29.

190 (734). *BADISTER MACULATUS* Lec., Trans. Amer. Phil. Soc., X, 387.

Elongate-oval. Color as given in key. Thorax obcordate with a deep, transverse line between the basal impressions, the latter prominent; median impressed line entire, deep. Length 6 mm.

One specimen from Vigo County. Found beneath log in sandy upland woods. October 17. Known before only from Pennsylvania.

*B. obtusus* Lec., is a boreal species which may yet be found in northern Indiana. *B. flavipes* Lec., is recorded from Cincinnati.

191 (—). *BADISTER LATICEPS* sp. nov.

Elongate-oval. Piceous, shining; antennæ and legs yellow, the apical half of former gradually dusky; narrow margin of elytra and epipleura dull yellow. Head as broad as thorax, faintly alutaceous; eyes prominent. Thorax slightly broader than long, narrowed from in front of middle to base; margins narrowly reflexed, scarcely more so near hind angles, which are obtuse; surface finely alutaceous, basal impression deep, median line entire. Elytral striae well impressed on disk, more shallow on sides; intervals subconvex. Length 6 mm.

Vigo, Knox, Clark and Perry counties; scarce. April 15-September 27. Resembles *micans* closely and confused in my collection with that species until the type was examined at Cambridge. In addition to differences mentioned in key the thorax in *laticeps* is less transverse and has the basal impressions deeper and better defined. From *ferrugineus*, a Californian species, to which it is also closely allied, it differs by the less transverse thorax and the pale antennæ.

192 (740). BADISTER MICANS Lec., Proc. Phil. Acad. Nat. Sci., II, 1844, 52.

Elongate-oval. Above piceous with a bluish luster, the head darker; antennæ dusky brown, the basal joint paler. Thorax one-half wider than long, the basal impressions broader and more shallow than in *laticeps*. Elytral striae feebly impressed; intervals flat. Length 5.5-6 mm.

Kosciusko County; rare. October 29.

193 (741). BADISTER REFLEXUS Lec., Trans. Amer. Ent. Soc., VIII, 1880, 166.

Elongate-oval, slender. Piceous, feebly shining, the narrow margin of thorax and elytra dull yellow, translucent; antennæ dusky, tip of last joint paler; legs dull yellow. Thorax slightly wider than long, trapezoidal, narrowed behind; basal impressions and median line deep; margins wider than in the two preceding species and more reflexed near the hind angles, which are obtuse, not rounded. Elytral striae fine; intervals broad, nearly flat. Length 4 mm.

Laporte, Marshall, Vigo and Knox counties; rare. May 20-September 2.

#### Tribe VIII. PLATYNINI.

Beetles of medium or small size, having the antennæ slender, arising from beneath a slight frontal ridge, three basal joints glabrous; head oval, rarely elongate, the eyes not very distant from thorax; mandibles moderately prominent, feebly curved, without a seta in outer groove; mentum deeply emarginate, toothed or not. Thorax variable in form with a bristle-bearing puncture at sides and a second at or in front of the hind angle. Elytra margined at base, sides narrowly reflexed, apex obliquely sinuate, disk striate and in our species with dorsal punctures. Prosternum not prolonged at tip; hind coxæ contiguous. Males with three joints of front tarsi feebly dilated and clothed beneath with small scales. Four of the five genera occur in Indiana.

#### KEY TO INDIANA GENERA OF PLATYNINI.

- a. Eighth elytral stria distant from the margin, not deeply impressed; thorax truncate or emarginate at base.  
 b. Tarsal claws more or less serrate; mentum toothed; tarsi glabrous above. XXXI. CALATHUS.  
 bb. Tarsal claws not serrate.  
 c. Mentum toothed. XXXII. PLATYNUS.  
 cc. Mentum not toothed. XXXIII. OLISTIOPUS.  
 aa. Eighth elytral stria united with the margin in its basal half, deeply impressed and reaching the suture. XXXIV. PERIGONA.

XXXI. CALATHUS BOH. 1813. (NL. "a circular basket" or "calyx-like.")

Brownish or black beetles of medium or small size, possessing the characters of the tribe Platynini. From allied genera they are separated by the smooth tarsi, the claws of which are serrate. Six examples of our most common species (*gregarius*) were dissected by Dr. Forbes, who found that two-thirds of their food consisted of caterpillars and other insect larvæ, and the remainder of the pollen of grasses. Our species occur beneath logs, etc., usually in dry upland woods. They are difficult to separate, and the only papers treating of them are by

*LeConte*, —In Proc. Phil. Acad. Nat. Sci., VII, 1854, 36; 1860, 317.

Ten species have been described from the United States, three of which have been taken in Indiana.

KEY TO INDIANA SPECIES OF CALATHUS.

- a.* Thorax not narrowed behind, its base as wide as base of elytra; basal impressions feeble or wanting.
- b.* Entire upper surface polished, shining; sides of thorax moderately reflexed. 194. GREGARIUS.
- bb.* Head and thorax shining, elytra dull, opaque; sides of thorax depressed, broader behind, not reflexed. 195. OPACULUS.
- aa.* Thorax broadest rather before the middle, slightly narrowed toward the base, the latter narrower than base of elytra; basal impressions distinct. 196. IMPUNCTATUS.

\*194 (742). CALATHUS GREGARIUS Say, Trans. Amer. Phil. Soc., II, 1823, 47; *ibid.* II, 472.

Elongate-oval. Dark chestnut or reddish-brown, the margins of thorax paler; antennæ and legs reddish-brown. Thorax slightly longer than broad. Hind angles rounded. Elytral striae shallow, not punctured. Length 10–11 mm.

Throughout the State; common, January 11–November 17. Gregarious in cold weather.

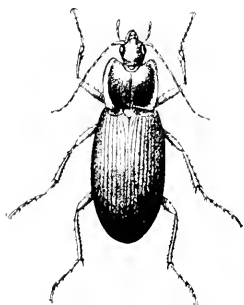


Fig. 74. — 3. (Original.)

\*195 (744). CALATHUS OPACULUS Lec., Proc. Phil. Acad. Nat. Sci., VII, 1854, 37.

Form of *gregarius*. Head and thorax reddish or chestnut-brown; antennæ and legs paler; elytra dull piceous or very dark brown. Thorax not longer than wide, slightly narrowed toward apex. Elytra minutely alutaceous, the striae very fine. Length 8.5–10 mm. (Fig. 71.)

Lake Marion, Putnam and Vigo counties; frequent, January 1–November 24. Probably occurs throughout the State.

196 (750). *CALATHES IMPUNCTATUS* Say, Trans. Amer. Phil. Soc., 11, 1823, 15; *ibid.* 11, 471.

Elongate-oval. Black or picuous, shining; antennæ and legs pale red-dish-brown. Thorax slightly wider than long, sides broadly curved, hind angles obtusely rounded, basal impressions not punctured. Elytral striæ deep, not punctured; intervals convex, the third with two distinct punctures. Length 10.5-11.5 mm.

Northern half of State; scarce. June 17-August 21.

XXXII. *PLATYNUS* Bon. 1813. (Gr., "flat or depressed.")

A large genus of black, green or bronzed beetles of medium size and possessing the characters of the tribe. Palpi slender, with the last two joints subequal; first, third and fourth joints of antennæ of about the same length. Body usually somewhat slender with the elytra nearly twice as wide as the head or thorax. Thorax very variable in form, being either oval, cordate, square or rounded; the margin sometimes barely visible. Elytra oval or oblong, sometimes elliptical, usually slightly sinuate at apex, sometimes almost truncate; the interval between the second and third striæ with from three to seven dorsal punctures.

The members of the genus occur beneath cover in all kinds of situations, some species being found only along the margins of ponds, streams and lakes, others in high, dry upland woods, and still others only in sandy locations. A number are known to hibernate as imagoes. The two papers treating of the species of the United States fauna are as follows:

*LeConte*.—"Synopsis of the Species of *Platynus* and Allied Genera Inhabiting the United States," *in Proc. Phil. Acad. Nat. Sci.*, VII, 1854, 35.

*LeConte*.—"Synopsis of the North American Species of *Platynus*," *in Bull. Brook. Entom. Soc.*, II, 1879, 43-58.

About 90 species of *Platynus* have been described from the United States. Of these 41 are known to occur in Indiana. Since the number of species is so large, the genus in the table which follows is first divided into groups, and these in turn into species.

KEY TO GROUPS OF INDIANA *PLATYNUS*.

- a.* Elytra oval without humeral angles; side pieces of metathorax short, not much longer than wide; thorax ovate, narrowed behind, usually strongly margined at sides. Group A.
- aa.* Elytra with broadly rounded humeral angles; side pieces of metathorax longer than wide.
- b.* Hind angles of thorax not rounded.
- c.* Front tarsi without grooves, middle and hind tarsi with grooves on the sides; thorax narrowed behind. Group B.

- cc. All the tarsi with distinct grooves on the sides; hind angles of thorax obtuse or rectangular. Group C.
- bb. Hind angles of thorax much rounded, rarely obtuse or somewhat defined.
- d. Side margins of thorax wider toward the base and reflexed; tarsi with distinct lateral but no medial grooves. Group D.
- dd. Side margin of thorax narrow, but little if at all reflexed.
- c. Dorsal punctures of elytra three; thorax rounded-oval, its basal impressions punctiform; pubescence of antennæ beginning on fourth joint. Group E.
- cc. Dorsal punctures 4 to 6; basal impressions not punctiform; pubescence of antennæ beginning on third joint; thorax oval, margin narrowly reflexed. Group F.

## GROUP A.

The species of this group are of a slender form, without inner wings or with feeble ones in *quadrifaculatus*; legs and antennæ long; thorax usually elongate; elytra regularly elliptical without distinct humeral angles, sinuate toward the tip and with the lateral margin broader and more reflexed than in the other groups. Four species whose range is such as to include Indiana belong to this group.

## KEY TO SPECIES OF GROUP A.

- a. Suture of elytra prolonged and divergent at tips; front tarsi with medial grooves on upper surface. 197. CAUDATUS.
- aa. Suture of elytra not prolonged at tips; front tarsi without grooves.
- b. Hind angles of thorax rounded; elytral striæ deep.
- c. Alternate intervals of elytra with numerous punctures; antennæ and legs pale reddish-brown. 198. HYPOLITHUS.
- cc. Third interval of elytra with four punctures; antennæ and legs black. ANGUSTATUS.
- bb. Hind angles of thorax rectangular; striæ of elytra shallow; thorax, base of elytra and subapical spot yellow. 199. QUADRIFACULATUS.

197 (755). PLATYNUS CAUDATUS Lec., New Sp., I, 1863, 7.

Elongate, narrow. Dark reddish-brown; antennæ and legs paler. Third joint of antennæ nearly twice as long as fourth. Thorax elongate-ovate, side margins strongly reflexed, hind angles obtuse. Elytral margin strongly reflexed, obliquely sinuate near apex; striæ almost obsolete; alternate intervals with an irregular row of rather large shallow punctures. Length 12.5 mm.

Vigo and Lawrence counties; very rare. May 17–May 25. Occurs beneath rubbish or flat stones near water.

198 (759). PLATYNUS HYPOLITHUS Say, Trans. Amer. Phil. Soc., II, 1823, 59; *ibid.* II, 482.

Elongate, slender, large for the genus. Black, shining; legs and antennæ pale reddish-brown. Thorax one-half longer than wide, narrowed

behind, margin strongly reflexed, basal impressions deep. Elytra elliptical; striae moderately deep; intervals convex, the alternate ones with a row of rather large punctures on the sides. Length 13-15 mm. (Fig. 72.)

Vigo, Putnam, Monroe and Franklin counties; scarce. May 8-October 4. Occurs beneath stones in deep wooded ravines.

199 (762). *PLATYNUS QUADRIMACULATUS* HORN, TRANS. AMER. ENT. SOC., XII, 1885, 130.

Elongate-oval, slender. Antennae, legs and thorax reddish-yellow; head and elytra black, the latter with basal third and large rounded subapical spot reddish-yellow. Thorax somewhat cordiform, a little longer than wide, narrowed at base, with an extremely narrow reflexed margin. Elytra oval,

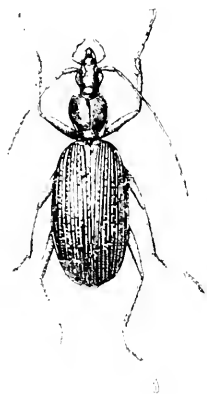


Fig. 72. 24. (Original.)



Fig. 73. (After Horn.)

broader behind; intervals flat, the third with three very small dorsal punctures. Length 7-7.5 mm. (Fig. 73.)

Knox and Posey counties; rare. April 20-April 25. Occurs beneath cover in moist localities.\*

*P. angustatus* Dej., 13-14 mm. in length, is said to inhabit the Middle and Southern States, and perhaps occurs in the hilly portion of southern Indiana.

#### GROUP B.

Composed of winged species, black or piceous in color, having the thorax strongly margined, basal impressions large and deep, hind angles obtuse or rectangular. Elytra one-half or more broader than thorax, truncate at base, more or less sinuate toward the extremity, the striae fine to deep, the second striae or third interval with three or four impressed punctures.

\*See Can. Ent. XXXVIII, 1906, p. 267.

## KEY TO SPECIES OF GROUP B.

- a.* Form rather broad; elytral striae deep.  
*b.* Black, shining; elytral intervals convex.  
*c.* Larger, 12–14 mm., more depressed; elytra more deeply sinuate behind; hind angles of thorax obtuse; side pieces of metathorax not punctured. 200. *DECENS.*  
*cc.* Smaller, 11 mm., less depressed; hind angles of thorax rectangular; side pieces of metathorax punctured. 201. *SINUATUS.*  
*bb.* Subopaque; elytral intervals flat, the striae less deep; hind angles of thorax obtusely rounded. 202. *OPACULUS.*  
*aa.* Form slender; antennae and legs very long; elytral striae fine.  
*d.* Elytra each with three dorsal punctures; piceous brown, the margin of thorax not paler.  
*c.* Hind angles of thorax almost rounded; side margins strongly reflexed only on basal half; elytral intervals alutaceous. 203. *CINCTICOLLIS.*  
*cc.* Hind angles of thorax obtuse, not rounded; side margins strongly reflexed their full length; legs and antennae pale reddish-brown; intervals not alutaceous. 204. *REFLEXUS.*  
*dd.* Elytra each with four or five dorsal punctures; dark reddish-brown, the margin of thorax translucent. 205. *PARMARGINATUS.*

200 (765). *PLATYNUS DECENS* Say, *Trans. Amer. Phil. Soc.*, 11, 1823, 53; *ibid.*, 11, 477.

Rather broad, depressed. Black; legs, antennae and margin of thorax piceous. Thorax subcordate, narrowed behind, basal impressions punctured; hind angles obtuse, margin of moderate width, reflexed. Elytral striae deep, not or very obsolete, punctured; intervals convex, finely alutaceous. Length 12–14 mm.

Lawrence and Posey counties; scarce. April 10–August 28. In this and the next two species the median line and front transverse impression of thorax are rather deep, the elytra more than one-half broader than thorax and slightly sinuate near their tips.

201 (766). *PLATYNUS SINUATUS* Dej., *Spec.*, 111, 108.

Resembles *decens* but smaller, less depressed and more shining. Basal impressions of thorax wider. Elytra less deeply striate, finely punctured; intervals less convex. Length 10.5–11 mm. (Fig. 74.)

Throughout the State; scarce. April 10–August 13.

202 (767). *PLATYNUS OPACULUS* Lec., *New Spec. N. Amer. Col.*, 1, 1863, 8.

Rather slender, depressed. Dull piceous or subopaque. Thorax as wide as long, narrowed in

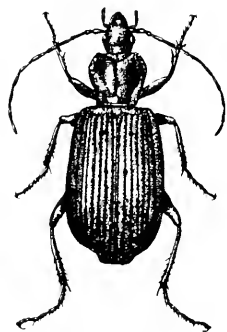


Fig. 74. - 3. (Original.)



front and behind, the margin rather strongly reflexed; basal impressions wide, deep, not punctured. Elytral stria shallow, not punctured; intervals flat, alutaceous. Length 12-13 mm.

Lake and Posey counties; rare. May 14-May 20.

203 (7691). *PLATYNUS CINCTICOLLIS* Say, Trans. Amer. Phil. Soc., 11, 1823, 52; *Ibid.*, 11, 176.

Elongate, slender. Piceous black. Thorax widest at middle, more narrowed behind than in front, margins strongly reflexed near the hind angles; basal impressions deep, not punctured. Elytral stria not punctured; intervals slightly convex. Length 9.5-11 mm.

Throughout the State; common. Hibernates. February 9-October 29.

204 (770). *PLATYNUS REFLEXUS* Lec., Agass. Lake Sup., 1850, 205.

Resembles *cincticollis* in form. Distinguished readily by the lighter colored antennae and legs. Thorax longer, more narrowed behind; side margins more strongly reflexed, as wide in front as towards the base; front angles more prominent. Elytral stria deeper; the intervals a little more convex. Length 9.5-11 mm.

Laporte, Lawrence and Owen counties; frequent beneath rocks along streams, especially those within but near the mouths of caves. April 15-November 8.

205 (9272). *PLATYNUS PARMARGINATUS* Haml., Can. Ent., XXV, 1893, 305.

Elongate, slender, subdepressed. Reddish-brown; antennae, legs and margin of thorax lighter brown. Thorax about as wide as long, side margins wide, strongly reflexed their full length; front angles prominent, obtusely rounded, hind angles obtuse; basal impressions deep, finely and sparsely punctate. Elytral stria deep, not punctured; intervals subconvex, the third with three or four punctures near the third stria and another near the apex of the second stria. Length 8-10 mm.

Crawford and Jackson counties; scarce. Occurs beneath stones in channels or shallow ravines on the slopes of high wooded hills. May 16-September 24.

#### GROUP C.

The species of this group are winged, brownish, bluish or greenish in color, with base of antennae, legs and occasionally the thorax, reddish-yellow. The thorax is longer than wide, the margin less strongly reflexed, hind angles obtuse or rectangular. Elytra elongate, about twice as wide as thorax, scarcely sinuate near apex, humeri broadly rounded, stria deep but fine, the intervals nearly flat, the third with three to seven punctures,

## KEY TO SPECIES OF GROUP C.

- a.* Color greenish or bluish, base of antennæ, palpi and legs reddish-yellow; base of thorax not cylindrical.
- b.* Basal impressions of thorax deep.
- c.* Thorax with the basal half distinctly narrowed, the impressions long, curved; color purplish or dull green. 206. EXTENSICOLLIS.
- cc.* Basal portion of thorax not distinctly narrowed, the impressions shorter, less curved; thorax and elytra bright green. 206a. var. VIRIDIS.
- bb.* Basal impressions small, narrow; thorax and scutellum reddish-yellow. 207. DECORUS.
- aa.* Color piceous or reddish-brown; base of thorax subcylindrical; elytral intervals convex, marked with a row of small punctures, each puncture bearing a fine hair. 208. PUSILLUS.

206 (772). *PLATYNUS EXTENSICOLLIS* Say, Trans. Amer. Phil. Soc., II, 1823, 54; *ibid.* II, 478.

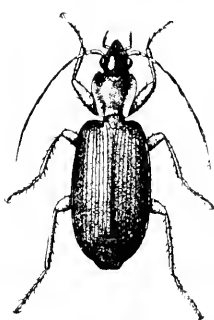
Elongate, slender. Head and thorax greenish or bronzed, shining; elytra dull greenish or purplish. Base of thorax finely punctured, the impressions with a small, blunt tubercle on the outer side near the hind angles, the latter obtuse. Elytral striae shallow, not punctured; intervals slightly convex, alutaceous, the third with four or five small, remote punctures. Length 8-9.5 mm.

Shores of Fish Lake, Stenben County; frequent. Lake County by Wolcott. March 26-July 19.

\*206a (772b). *PLATYNUS EXTENSICOLLIS VIRIDIS* Lec., Ann. Lyc. Nat. Hist., IV, 1848, 222.

Differs from the preceding mainly as mentioned in key. Head sometimes blackish-green. Thorax with hind angles more rounded and the basal impressions without tubercles. Varies in depth of elytral striae and convexity of the intervals; in some specimens the striae are finely punctured.

Throughout the State; rather common beneath rubbish in damp localities. Hibernates. February 21-November 28.



\*207 (773). *PLATYNUS DECORUS* Say, Trans. Amer. Phil. Soc., II, 1823, 53; *ibid.* II, 477.

Elongate, slender. Head green or greenish-bronze; thorax, scutellum, legs and base of antennæ reddish-yellow; elytra blackish, often green near margins. Thorax a little longer than wide, slightly narrowed at base, hind angles obtuse; elytral striae shallow, not punctured; intervals slightly convex, finely alutaceous, distinctly punctured, the third with five to seven small dorsal punctures. Length 7.7-8.5 mm. (Fig. 75.)

Throughout the State, but scarce. Hibernates. February 8-October 23. Occurs be-

Fig. 75. 4. (Original.)

neath old logs in dry, upland open woods. In two specimens the intervals are much more coarsely punctured, more convex and strongly alutaceous.

\*208 (784). *PLATYNUS PUSILLUS* Lec., Proc. Phil. Acad. Nat. Sci., VII, 1854, 39.

Elongate, very slender. Head and thorax piceous, the elytra usually reddish-brown; antennae and legs light brown. Thorax long and cordate; base much narrowed, subcylindrical; impressions elongate and narrow, hind angles rectangular; median line deep, surface sparsely and rather coarsely punctured. Elytra twice as wide as thorax, tips rounded, striae deep and finely punctured. Length 6-7 mm.

Throughout the State; frequent. Hibernates, January 21-September 11.

#### GROUP D.

A large group of winged species, usually black, the legs and antennae sometimes of the same hue, more often piceous or reddish-brown. Thorax rounded, the margin usually slightly widened and reflexed toward the base, hind angles very obtuse or altogether rounded, basal impressions variable, either broad and shallow or deep and narrow, sometimes almost obsolete. Elytra often not much wider than thorax, humeri broadly rounded, the base truncate or subemarginate, tips rounded and hardly sinuate; intervals mostly flat, the third with three to seven punctures. Tarsi with distinct lateral but no medial grooves.

#### KEY TO SPECIES OF GROUP D.

- a.* Thorax transversely oval or rounded, rarely subquadrate; elytra not deeply emarginate at base.
- b.* Either black (rarely bronzed), or green with disk of elytra cupreous; hind angles of thorax usually much rounded.
- c.* Dorsal punctures three.
- d.* Antennae, and usually the legs, wholly black or piceous.
- e.* Thorax with side margins wider and strongly reflexed near the base.
  - f.* Elytral striae fine, the intervals flat.
  - g.* Hind angles of thorax obtuse, rather distinct. 211. *MORENS.*
  - gg.* Hind angles of thorax entirely rounded. 212. *TENCIS.*
  - ff.* Elytral striae deep, the intervals more or less convex.
    - h.* Elytral striae strongly punctured; hind angles entirely rounded. 213. *COLLARIS.*
    - hh.* Elytral striae not or feebly punctulate.
    - i.* Hind angles of thorax entirely rounded; elytral intervals distinctly convex. 214. *ATRATUS.*

- ii.* Hind angles very obtuse but distinct; elytral intervals feebly convex. 215. MELANARIUS.
- cc.* Thorax with side margins only narrowly reflexed at the edge.
- j.* All three dorsal punctures on third stria; hind angles entirely rounded. 217. CORVUS.
- jj.* Second and third dorsal punctures near or on second stria.
- k.* Piceous or black above.
- l.* Thorax with hind angles somewhat distinct, basal impressions without a tubercle. 216. AFFINIS.
- ll.* Thorax with hind angles more rounded, impressions with a distinct tubercle. CARBO.
- kk.* Metallic or blackish-bronzed above.
- m.* Head, thorax and margin of elytra green, disk of elytra coppery. 218. CUPRUPENNIS.
- mm.* Blackish-bronzed; dorsal punctures large, foveate. 219. EXCAVATUS.
- dd.* Four outer joints of antennæ white; thighs dark, tibiæ and tarsi yellowish. 224. ALBICRUS.
- ce.* Dorsal punctures four to seven; sides of thorax broader and more reflexed behind.
- n.* Dorsal punctures large, foveate; green, with disk of thorax and elytra bronzed, base of antennæ and legs brown. 225. OCTOPUNCTATUS.
- nn.* Dorsal punctures of usual size; base of antennæ brown; sides of thorax rather strongly reflexed. 226. PLACIDUS.
- bb.* Either metallic or bronzed green, the elytra uniform in hue.
- o.* Thorax at least one-third wider than long, the margins on basal half wider and distinctly reflexed.
- p.* Elytral striæ wholly without punctures; second dorsal puncture near second stria and far behind the middle. 209. ERRANS.
- pp.* Elytral striæ finely but distinctly punctulate; second dorsal puncture usually on third stria and near the middle. 210. SUBCORDATUS.
- oo.* Thorax not or very slightly wider than long, the margins narrow, not reflexed.
- q.* Basal impressions deep, punctured; elytral striæ strongly punctured; elytra bronzed-black, tibiæ and tarsi light brown. 220. FERREUS.
- qq.* Basal impressions of thorax small.
- r.* Elytral striæ not punctured.
- s.* Dorsal punctures three; legs yellow. 221. BASALIS.
- ss.* Dorsal punctures five or six; legs reddish-yellow, thighs darker. 222. NUTANS.
- rr.* Elytral striæ punctured; dorsal punctures five.
- t.* Thorax slightly wider than long. 223. STRIATOPUNCTATUS.
- tt.* Thorax longer than wide. CRENULATUS.
- aa.* Thorax transverse, narrower behind, side margin narrow, basal impressions broad and shallow; elytra deeply emarginate at base, with three small dorsal punctures. 227. BOGEMANNI.

209 (786). *PLATYNUS ERRANS* Say, Journ. Phil. Acad. Nat. Sci., III, 1823, 147; *ibid.* II, 94.

Elongate-oval, rather broad. Head and thorax bluish-green, elytra with a brassy tinge; under surface black. Thorax one-third wider than long, much narrowed behind, hind angles rounded or obtuse. Elytral striae narrow, shallow; intervals flat. Length 7.8 mm.

Lake County; rare. June 21.

210 (786a). *PLATYNUS SUBCORDATUS* Lec., Agass. Lake Sup., 1850, 205.

Differs from the preceding by the characters given in key and by having the thorax less narrowed behind and the basal impressions more distinctly punctured. The elytra are proportionally broader, the intervals very slightly convex and more distinctly alutaceous. Length 7.5-8.5 mm.

Northern third of State, frequent; Knox County, rare. May 3-October 17. Occurs beneath rubbish along the borders of lakes and marshes. Appears sufficiently distinct to take specific rank.

211 (787). *PLATYNUS MÖRRENS* Dej., Spec. III, 1827, 152.

Elongate-oval, rather slender. Piceous black, Thorax subrotund, a little wider than long, basal impressions broad, shallow, hind angles obtusely rounded. Elytral striae not punctured, the second puncture on third interval close to second stria. Length 8-8.5 mm.

Starke, Vigo and Knox counties; rare. July 6-October 8.

212 (788). *PLATYNUS TENUIS* Lec., Proc. Phil. Acad. Nat. Sci., 1854, 48.

Elongate-oval, rather slender. Piceous or bronzed-black, shining. Thorax subrotund, wider than in the preceding, the margin more narrowly yet distinctly reflexed, the base and hind angles more rounded than in *marrens*. Elytra one-half wider than thorax, broadly depressed behind the scutellum; striae fine, not or very indistinctly punctured; intervals flat or slightly convex. Length 9-9.5 mm.

Laporte, Marshall and Kosciusko counties, scarce; also in Webster collection. August 17-October 29. In this and the next three species the second dorsal puncture is on or near the third stria.

213 (789). *PLATYNUS COLLARIS* Say, Trans. Amer. Phil. Soc., IV, 1831, 470; *ibid.* II, 534.

Elongate-oval. Black with a tinge of purple, shining; tibiae and tarsi piceous. Thorax subquadrate, wider than long, the margins narrow in front, broader and strongly reflexed toward the hind angles, which are very obtuse. Elytra with acutely impressed striae, strongly and regularly punctured; intervals flat. Length 8.7-9.5 mm.

Described from Posey County; more common southward. I have not seen a specimen from the State.

214 (790). *PLATYNUS ATRATUS* Lec., Agass. Lake Sup., 1850, 205.

Elongate-oval, rather slender. Black, shining; apical portion of antennæ and tarsi piceous. Thorax subrotund, a little wider than long, the reflexed margin but little wider toward the base; basal impressions deep with a small tubercle. Elytra but little wider than thorax, the striae very finely or obsolete punctate; intervals distinctly convex. Length 8.9 mm.

Steuben, Laporte and Kosciusko counties; frequent. August 11-August 28. A member of the boreal fauna.

\*215 (791). *PLATYNUS MELANARIUS* Dej., Spec. III, 1827, 152.

Elongate-oval, rather broad. Black, shining; tibiæ, tarsi and basal joint of antennæ dark reddish-brown. Thorax subrotund, as wide as long, the margin wider and more strongly reflexed toward the base; depressions large, with a distinct rugosity or tubercle near the angle. Elytra distinctly wider than thorax, the striae of moderate depth, finely punctate. Length 8.5-9.5 mm.

Throughout the State; common. Hibernates. January 1-October 12.

216 (794). *PLATYNUS AFFINIS* Kirby, Fauna Bor. Amer., IV, 1837, 27.

Elongate-oval, rather broad. Black or piceous, shining. Thorax subrotund, a little wider than long, side margins narrow, scarcely reflexed toward the hind angles, which are obtuse; depressions wide, shallow and without a tubercle. Elytra one-half wider than thorax, striae shallow, not punctured, the fifth usually with a dilated shallow impression near the apex; intervals flat. Length 8.5-9.5 mm.

Lake, Starke and Kosciusko counties; scarce. Occurs along the sandy beaches of lakes. April 9-October 24.

*P. carbo* Lec., length 8-9 mm., was described from Lake Superior and may possibly occur in northern Indiana.

217 (796). *PLATYNUS CORVUS* Lec., Proc. Phil. Acad. Nat. Sci., 1860, 319.

Elongate-oval; rather broad. Piceous black, shining. Thorax slightly broader than long, sides rounded into base; margins rather broad, narrowly reflexed; basal depressions wide, shallow, without a trace of tubercles. Elytra oblong, much wider than thorax; striae rather deep, not punctured; intervals slightly convex, alutaceous. Length 9.5 mm.

Laporte and Kosciusko counties; rare. October 21-October 22. Taken beneath rubbish along the beach of lakes. Our only species having all three dorsal punctures on third stria. A member of the boreal fauna.

218 (800). *PLATYNUS CUPRI-PENNIS* Say, Trans. Amer. Phil. Soc., II, 1823, 50; *ibid.* II, 474.

Elongate, rather broad. Green, strongly polished; disk of elytra cupreous; under surface blackish-bronzed. Thorax longer than wide, the

depressions narrow and shallow. Elytral striae line, not punctured; intervals flat. Length 7.5-9.5 mm. (Fig. 78.)

Throughout the northern part of the State; frequent. Not taken south of Vigo County. Hibernates. January 6–November 24.

219 (802). *PLATYNUS EXCAVATUS* Dej., Spec. III, 1827, 169.

Elongate, rather slender. Piceous bronzed, shining; base of antennae and legs dull reddish-brown. Thorax about as long as wide, but slightly narrowed behind, sides regularly rounded; basal impressions narrow, deep, punctured; hind angles obtusely rounded. Elytral striae fine, not or indistinctly punctured; intervals flat. Length 7-7.5 mm.

Lake, Laporte, Marion, Putnam and Vigo counties; frequent. April 4–October 17. Occurs on sand and gravel bars of lakes and streams. The dorsal punctures are larger than in any of our species except *octopunctatus*, the first near third stria, the other two near second.

220 (803). *PLATYNUS FERREUS* Hald., Proc. Phil. Acad. Nat. Sci., 1, 299.

Elongate, slender. Head and thorax greenish-black; antennae piceous. Thorax oval, nearly as long as wide, sides rounded, hind angles obtuse. Elytral striae deep and strongly punctured on basal half; more faint and less distinctly punctured towards the apex. Length 7-7.5 mm.

Marion, Lawrence, Knox and Posey counties; one specimen from each. March 21–August 28. Occurs near water.

221 (804). *PLATYNUS BASALIS* Lec., Ann. Lyc., IV, 1848, 227.

Elongate, slender. Head and thorax blackish-bronzed; elytra bronzed green, shining; antennae piceous, the basal joints and legs reddish-yellow. Thorax a little longer than wide, narrowed toward the base, hind angles rounded; basal impressions small, deep, finely punctate. Elytral striae rather deep; intervals moderately convex. Length 7-7.5 mm.

Vigo and Posey counties; scarce. Hibernates. May 24–December 18. The dorsal punctures are small and the second and third vary much in position, though LeConte says they are placed on the second stria. Resembles *artensicollis* but the basal impressions of thorax much shorter, rounded instead of elongate, the margin not wider at base.

222 (805). *PLATYNUS NITANS* Say, Trans. Amer. Phil. Soc., 11, 1823, 52; *ibid.* 11, 476.

Elongate, slender. Head and thorax bronzed green; elytra blackish-green or cupreous. Thorax oval, a little longer than wide, margin narrowly reflexed, more strongly toward the hind angles, which are rounded;

basal impressions rather deep, smooth. Elytral striae very fine; intervals nearly flat, finely alutaceous; fourth and fifth dorsal punctures on or near the second stria, the others near the third. Length 7-8 mm.

Frequent in the northern half of the State; not taken south of Putnam and Vigo counties. Hibernates. January 7-October 26

223 (896). *PLATYNUS STRIATOPUNCTATUS* Dej., Spec. III, 1827, 167.

Elongate, rather slender. Bronzed black or piceous, shining; first joint of antennae and legs dark reddish-yellow. Thorax oval, sides rounded into base; margins slightly wider and more strongly reflexed toward the base than in *autans*; impressions deep, finely and sparsely punctured. Elytral striae moderately deep, distinctly punctured; intervals slightly convex, alutaceous, the third with five or six punctures. Length 6-7.5 mm.

Lake, Vigo, Knox, Dubois and Posey counties; scarce. April 18-September 3.

224 (897). *PLATYNUS ALBICRUS* Dej., Spec. III, 1827, 158.

Elongate, slender. Piceous, feebly bronzed, shining. Thorax subquadrate, slightly longer than wide, margin of basal half wider and more reflexed, hind angles obtuse; basal impressions narrow, deep, not punctured. Elytral striae rather deep, not punctured; intervals moderately convex, distinctly alutaceous, the third with three dorsal punctures. Length 6.5-7.5 mm.

Knox County; rare. Two specimens from the margins of the cypress swamp. July 4-July 9.

\*225 (811). *PLATYNUS OCTOPUNCTATUS* Fab., Ent. Syst.,  
Suppl., 1798, 55; Say, II, 476.

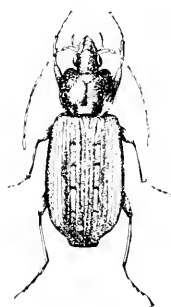


Fig. 76. . 4.  
(Original.)

Elongate, rather slender. Color above as given in key; under surface shining blackish-green. Thorax wider than long, sides rounded into base, very finely margined; basal impressions small, deep, not punctured. Elytral striae fine, not or indistinctly punctured; intervals nearly flat, alutaceous, the third with four (rarely three or five) punctures, each set in a large quadrate impression. Length 7-7.5 mm. (Fig. 76.)

Lake, Porter, Putnam and Dubois counties, rare; Vigo County, frequent. Hibernates. February 14-November 4. Occurs on slopes of sparsely wooded hills, usually in sandy localities.

226 (815). *PLATYNUS PLACIDUS* Say, Trans. Amer. Phil. Soc., II, 1823, 43;  
ibid. II, 169.

Elongate, moderately broad. Head and thorax greenish-black; elytra bluish-black, subopaque. Thorax subquadrate, slightly wider than long; basal impressions wide and rather shallow. Elytral striae very fine, not punctured; intervals slightly convex, distinctly alutaceous; dorsal punctures five or six, the apical two on second stria, the others on or near third. Length 7.5-9 mm.



Throughout the State; common. Hibernates. Gregarious in cold weather. January 1–November 24.

*P. crenulatus* Lec., 5.5–6 mm. in length, is a member of the Austroriparian fauna, which may occur in the southern counties.

\*227 (S21). *PLATYNUS BOGEMANNI* Gyll., Ins. Suec., III, 1810, 697; *obsolete* Say, II, 181.

Elongate, slender. Black or piceous, shining. Thorax heart-shaped, wider before the middle, rounded to a narrow base. Elytra oblong, twice as wide as thorax, striae very fine or obsolete, not punctured; third interval with three very small dorsal punctures. Length 5.5–6.5 mm.

Lake, Putnam and Vigo counties; scarce. Hibernates. January 14–July 28.

#### GROUP E.

A small group of winged species in which the thorax is rounded oval or slightly cordiform, narrowly margined, hind angles obtuse or rounded, basal impressions usually deep and punctiform; elytra nearly or quite twice as wide as thorax, with punctured striae and three (rarely four) dorsal punctures placed along the middle of the third interval.

#### KEY TO SPECIES OF GROUP E.

- a.* Tarsal grooves present.
  - b.* Piceous bronze; striae of elytra very fine; tarsal grooves on first joint. 228. *ERUGINOSUS.*
  - bb.* Black, legs brown; striae feebly punctured; tarsal grooves on first and second joints. 232. *PUNCTIFORMIS.*
- aa.* Tarsal grooves wanting.
  - c.* Black or dark reddish-brown; base of antennae, palpi, legs and sides of elytra brownish-yellow. 229. *LIMBATUS.*
  - cc.* Black, legs reddish-yellow or reddish-brown.
    - d.* Elytral striae coarsely punctured; larger, 7.5–8 mm. 230. *CRENISTRIATUS.*
    - dd.* Elytral striae finely punctured; smaller, 6.2–7 mm. 231. *RUBRIPES.*

\*228 (S24). *PLATYNUS ERUGINOSUS* Dej., Spec. III, 1827, 168.

Elongate, very slender. Head and thorax piceous; antennae, elytra and legs dark brown, bronzed, shining. Thorax oval, convex, very narrowly margined; basal impressions very small or obsolete. Elytra oval, convex, emarginate at base; striae finely punctate; intervals flat. Length 5.5–6 mm.

Throughout the State; common. Occurs in damp localities. Hibernates. April 3–December 18.

229 (S25). *PLATYNUS LIMBATUS* Say, Trans. Amer. Phil. Soc., II, 1823, 49; *ibid.* II, 173.

Elongate, rather robust. Color as given in key. Thorax subrotund, margin very narrow, hind angles wholly rounded; basal impressions small.

circular, deep. Elytral striae moderately deep, distinctly punctured; intervals slightly convex. Length 8.5 mm.

Rare. A southern species, one specimen of which was taken near Cammerton, Perry County, May 14.

230 (S26). *PLATYNUS CRENISTRIATUS* Lec., New Sp. N. Am. Col., I, 1863, 9.

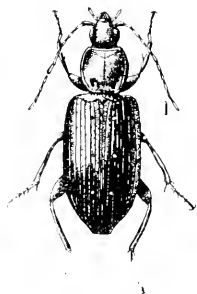
Elongate, rather slender. Black, shining; base of antennæ and legs reddish-yellow. Thorax oval, a little longer than wide, narrowed on basal half; basal impressions small, deep. Elytral striae deep, strongly punctured; intervals one to four distinctly convex, the others nearly flat. Length 7.5–8 mm.

Southern half of State; frequent; scarce in the northern counties. Probably hibernates. March 7–July 28.

\*231 (S27). *PLATYNUS RUBRIPES* Zimm., Trans. Amer. Ent. Soc., II, 1869, 244.

Elongate, rather slender. Black, shining; palpi and antennæ brownish-yellow; legs reddish-brown. Thorax almost as long as wide, sides rounded into base; impressions broad, shallow with a small deep fovea. Elytral striae deep, finely but distinctly punctured; intervals slightly convex. Length 6.2–7 mm.

Throughout the State; common. Hibernates. January 5–October 1. A smaller species than the preceding with darker legs and more finely punctured striae.



\*232 (S28). *PLATYNUS PUNCTIFORMIS* Say, Trans. Amer. Phil. Soc., III, 1823, 58; *ibid.* II, 481, 536.

Elongate, rather robust. Black, shining; base of antennæ, tibiae and tarsi reddish-brown; femora piceous. Thorax subrotund, convex, narrowly margined, hind angles rounded; basal impressions shallow, with a large, round, deep fovea. Elytra rather deeply striate, very finely and distinctly punctate only on basal half; intervals subconvex, finely alutaceous. Length 7.9 mm. (Fig. 77.)

Fig. 77. — 4. (Original.)

Throughout the State; frequent. February 13–October 14. Larger and broader than *rubripes*, with still more finely punctured striae.

#### GROUP F.

Winged species of slender form, black or piceous in color with base of antennæ and legs yellow or reddish-brown; thorax oval with margin narrowly reflexed, becoming broader toward the hind angles, which are rounded and indistinct; basal impressions narrow, sometimes nearly obsolete. Elytra elongate-oval, twice as wide as

thorax, emarginate at base and obliquely subtruncate at tip, the striae fine; intervals flat, the third with four to six dorsal punctures. Tarsal grooves indistinct.

## KEY TO SPECIES OF GROUP F.

- a.* Thorax narrower behind, the side margins more widely reflexed toward the base; antennae with joints 5 to 11, paler. 233. RUFICORNIS.  
*aa.* Thorax elongate-oval, the side margins uniformly narrow.  
*b.* Antennae piceous; size larger, 7-7.5 mm. 236. GEMELLUS.  
*bb.* Antennae brownish-yellow; smaller, 5-6.5 mm.  
*c.* Thorax black. 234. PICIPENNIS.  
*cc.* Thorax brownish-yellow. 235. LUTULENTUS.

\*233 (S31). *PLATYNUS RUFICORNIS* Lec., Agass. Lake Sup., 1850, 205.

Elongate, slender. Head and thorax black; elytra piceous, shining; antennae and legs brownish-yellow. Thorax oval, distinctly longer than wide, hind angles rounded; basal impressions broad, rather shallow. Elytral striae fine, not punctured; intervals flat, the third with five or six small dorsal punctures, the first three on the third stria, the others on the second. Length 7-8 mm.

Frequent along the margin of Tippecanoe Lake, Kosciusko County; Lake and Posey counties; scarce. March 26-October 21.

\*234 (S34). *PLATYNUS PICIPENNIS* Kirby, Faun. Bor. Amer., IV, 1837, 25.

Elongate, very slender. Head and thorax black; antennae, legs and elytra brownish-yellow. Thorax oval, about as long as wide; margin narrow, hind angles rounded; basal impressions narrow, shallow. Elytra elongate, elliptical, the striae of moderate depth, not punctured; intervals nearly flat, the third with four to six dorsal punctures. Length 6-7 mm.

Lake, Vigo, Posey and Kosciusko counties; frequent. January 1-October 17. Gregarious in winter.

\*235 (S35). *PLATYNUS LUTULENTUS* Lec., Proc. Phil. Acad. Nat. Sci., VII, 1854, 54.

Elongate, very slender. Head black; remainder of body brownish-yellow, shining. Thorax more finely margined, basal impressions smaller and less distinct, and elytral striae finer than in the preceding. Dorsal punctures four, larger than in *picipennis*, the first two on third stria, the others on second. Length 5.5-6.5 mm.

Throughout the State; frequent. Hibernates. Sometimes attracted by electric lights. January 21-December 23.

236 (S33). *PLATYNUS GEMELLUS* Lec., Bull. Brook. Ent. Soc., II, 1879, 51.

Elongate, slender. Piceous; head and thorax often darker; epipleura, legs and base of antennae dark reddish-brown. Thorax oval, one-third longer than wide, side margins very narrow, hind angles obsolete; basal

impressions long, curved and shallow, not punctured. Elytral striae very fine, not punctured; intervals flat; dorsal punctures four, the first and second on third stria, the others on second stria. Length 7-7.5 mm.

Lake County; scarce. About twenty specimens taken by Wolcott near Wolf Lake. March 26.

XXXIII. *OLISTHOPUS* Dej. 1825. (Gr., "slippery + foot.")

Small picaceous or brownish beetles of the tribe Platynini, having the claws of the tarsi entire and the mentum without a tooth. But two species are as yet known in the United States, one of which occurs in Indiana. They are briefly treated by

*LeConte*.—Proc. Phil. Acad. Nat. Sci., 1854, 58.

*Horn*.—Bull. Brook. Entom. Soc., V, 1882, 63.

2237 (839). *OLISTHOPUS PARMATUS* Say, Trans. Amer. Phil. Soc., 11, 1823, 49; *ibid.*, 11, 474, 537.

Rather broad, subdepressed. Head and thorax black; base of antennae, edge of thorax, legs and basal half of elytra dull brownish-yellow; apical portion of elytra darker. Thorax rounded, one-half wider than long, sides broadly rounded into base, margin very narrow, basal impressions small and narrow. Elytral striae rather fine, not punctured; intervals slightly convex, the third with three very small dorsal punctures. Length 7-7.5 mm.

Southern half of State, scarce; Lake County only in the north, January 6–November 7. The elytra are sometimes almost wholly brownish-yellow.

XXXIV. *PERIGONA* Lap. 1837. (Gr., "around + angle.")

Very small picaceous or brownish beetles, having the labrum square and flat; mentum deeply emarginate and without a tooth; antennae rather stout beyond the third joint, which is of the same length as the second. The genus is treated by

*Horn*.—Trans. Amer. Ent. Soc., XIX, 1892, 44.

One species has been taken in Indiana, while another may occur.

KEY TO SPECIES OF *PERIGONA*.

- a.* Head alone picaceous; elytra slightly oblong. NIGRICEPS.  
*aa.* Head and thorax picaceous; elytra oval and more convex. 238. PALLIPENNIS.

*P. nigriceps* Dej., length 2.5 mm., is recorded from Cincinnati.

238 (9280). *PERIGONA PALLIPENNIS* Lec., Trans. Amer. Phil. Soc., X, 1853, 386.

Oblong-oval. Head and thorax picaceous; elytra dull reddish-brown; antennae and legs pale yellow. Thorax subquadrate, slightly wider than long;

sides feebly curved, hind angles obtuse. Elytra oval, more than one-half wider than thorax, convex, faintly striate, the eighth stria entire; third interval with three minute punctures. Length 2.3-2.7 mm.

Southern half of State; frequent. April 29-November 28. Occurs beneath rubbish in dry open woodlands.

#### Tribe IX. ANCHONODERINI.

Head oval or rounded, not prolonged or constricted to a narrow neck; antenna slender. Thorax more or less cordiform, the side margins distinct and with a bristle-bearing puncture on each side in front of the middle, and another near the hind angle. Elytra feebly margined at base, rounded at apex, without dorsal punctures in our species. Scutellum and scutellar stria distinct. Body above pubescent. Hind coxae contiguous. Two genera may occur in Indiana, though representatives of but one have so far been taken.

#### KEY TO INDIANA GENERA OF ANCHONODERINI.

*a.* Antennae with four basal joints glabrous. Thorax ovate, the second bristle-bearing puncture in front of the hind angle; last joint of palpi conical. EUPHORTICUS.

*aa.* Antennae with three basal joints glabrous. Thorax cordate, margin acute, the second puncture in the hind angle. XXXV. ATRANUS.

*Euphorticus pubescens* Dej., black, shining and 5 mm. in length, has been taken by Dury near Cincinnati and doubtless occurs in the southern third of the State.

#### XXXV. ATRANUS Lec, 1848. (Gr., "dull or indistinct.")

This genus is represented in the United States by a single small species having the thorax slightly broader than head; elytra margined at base, the tips rounded and surface striate.

239 (845). ATRANUS PUBESCENS Dej., Spec. III, 1827, 122.

Elongate, slender. Black or piceous; antennae, mouth parts, legs and abdomen pale reddish-brown. Thorax longer than wide, sides feebly curved, hind angles and median impressed line distinct. Elytral striae rather deep; intervals convex, each with two or three irregular rows of minute punctures, bearing fine yellow hairs. Length 6-7.5 mm.

Vigo, Knox and Posey counties; scarce. April 10-October 20. Occurs beneath cover in open sandy woodland. Resembles *Platynus pusillus* very much in form, but darker in color and with the elytra rounded, not sinuate at tip.

#### Tribe X. CTENODACTYLINI.

Antennae slender, base free, three basal joints glabrous, first joint stouter, as long as the next two; joints three to 11, equal or

nearly so. Head rhomboidal, prolonged behind the eyes and narrowed to a very slender neck. Mentum deeply emarginate, toothed. Thorax elongate, narrower than head, the margins very feeble; sides with a bristle-bearing puncture near the middle and another at hind angle. Elytra oblong-oval, not margined at base, side margins distinct and entire, tips rounded. Tarsi alike in both sexes, the first joint as long as the next two, which are oval, the fourth broad, deeply bilobed. Males with one seta on each side of apex of last ventral segment; females with two. The tribe is represented in the United States by a single genus.

XXXVI. LEPTOTRACHELUS Latr. 1802. (Gr., "slender + thorax.")

Thorax narrow, elongate. Ligula entire, slender, usually narrowed in front. But one species and a variety occur in the United States. The former is found in Indiana.

240 (846). LEPTOTRACHELUS DORSALIS Fab., Syst. El., 1, 229; Say, II, 447.

Elongate, very slender. Head and usually the thorax piceous; antennæ, legs and elytra brownish-yellow, the latter with a piceous stripe along the suture. Thorax subcylindrical, one-half longer than wide, finely and sparsely punctured near base and apex. Elytral striae rather deep, with close, distinct punctures; intervals convex, the third with three small punctures. Length 7-8 mm.

Lake, Wells and Spencer counties; one specimen from each. May 14—May 28. Occurs on low herbs in open woods and probably inhabits the entire State.

#### Tribe XI. ODACANTHINI.

Antennæ slender, free at base, first joint as long as the next two, three basal joints glabrous. Head oval, elongate, prolonged behind the eyes and narrowed to a neck. Thorax narrow, the margin feeble or entirely obliterated, sides with a seta near the middle and a second, often feeble, at hind angles. Elytra oblong-oval, base not margined, sides narrowly inflexed, apex truncate. Tarsi slender, rarely flattened, the fourth joint entire or feebly emarginate; claws simple. The tribe is represented in the United States by a single genus.

XXXVII. CASSONIA Latr. 1806. (Gr., "to look toward + nothing.")

Very slender beetles, having the bristle-bearing punctures of the second stria of elytra indistinct and rarely more than four in number. One species occurs in the State.

\*241 (847). *CASNOXIA PENNSYLVANICA* LINDL., Syst. Nat., II. 620; Say, II. 447.

Head and thorax black; elytra dull red with three spots, forming an interrupted transverse band, and the apex black; antennæ dusky, the three basal joints reddish; legs pale, the knees dusky or black. Thorax cylindrical or nearly so, broader at base than apex. Elytra ovate, the striae coarsely punctured on basal half. Length 7.5 mm. (Fig. 80.)

Throughout the State; common. January 30 October 21. Occurs beneath logs, leaves, etc., along fence rows and borders of woods. A unique and easily known insect.

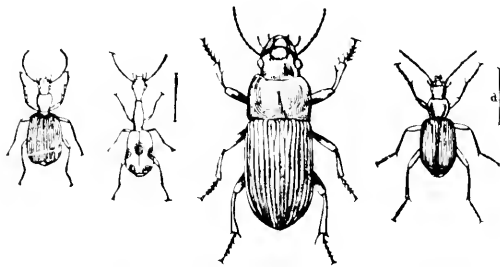


Fig. 81.

Fig. 80.

Fig. 79.

Fig. 78.

(After Paekard.)

## Tribe XII. DRYPTINI.

Antennæ tapering gradually to a point, free at base. Head constricted at a variable distance behind the eyes to a narrow neck; front narrowed before the eyes. Mentum deeply emarginate; maxillary palpi moderately long, the terminal joint more or less triangular. Thorax often moderately long, the side margins acute, the setæ at hind angle usually absent. Elytra not margined at base, side margins acute, entire; apex truncate, dorsal punctures absent. Prosternum not prolonged; hind coxæ contiguous. The males have the front tarsi dilated, sometimes very slightly, and densely pubescent beneath. Representatives of one genus have been taken in Indiana, while a single species of another doubtless occurs in the southern counties.

## KEY TO INDIANA GENERA OF DRYPTINI.

- a.* Head elongate-oval, prolonged behind the eyes; neck inserted in thorax by a semiglobular condyle; clypeus with two bristle-bearing punctures each side; larger, 17 or more mm. XXXVIII. *GALERITA*.
- aa.* Head triangular, scarcely prolonged behind the eyes, very suddenly constricted to a narrow, cylindrical neck; clypeus with but one puncture on each side, the setæ long; smaller, not over 5 mm. ZEPHYRUS.

## XXXVIII. GALERITA Fab. 1801. (L. "a helmet.")

Pubescent beetles of medium size and graceful form, having the head and elytra black or bluish-black, the thorax cordiform, reddish-brown. Head elongate-oval, strongly constricted behind; neck slender; first joint of antennæ elongate. Elytra oval, broadly obliquely truncate behind, finely striate. They occur beneath cover, along fence rows and in open woodlands and are often attracted in great numbers by electric lights. Dr. Forbes dissected 17 specimens of *G. janus* and found that 88 per cent of their food consisted of cankerworms and other injurious forms, the cankerworms alone making up 52 per cent. A synoptic table of the genus is given by

*Leconte*.—Bull. Brook. Ent. Soc., II, 1879, 61.

Five species of the genus are known from the United States, two of which occur in Indiana.

## KEY TO INDIANA SPECIES OF GALERITA.

- a*. Head behind the eyes strongly rounded; pubescence of elytra uniform, obliquely decumbent. 242. JANUS.  
*aa*. Sides of head longer behind, oblique and less rounded; pubescence of elytra erect near the scutellum. 243. BICOLOR.

242 (S51). GALERITA JANUS Fab., Syst. Eleut., I, 1801, 36; Say, II, 446.

Elongate-oval. Black, densely clothed with short hairs; legs, palpi, thorax and base of antennæ reddish-brown. Thorax slightly longer than wide, the margin reflexed at hind angles, which are rectangular. Elytral striae fine, not punctured; intervals flat, finely, transversely rugose. Length 17-22 mm.

Southern half of State; frequent. April 21–August 14.

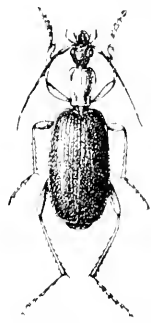


Fig. 82.  $\times 1\frac{1}{2}$ .  
(Original.)

\*243 (S53). GALERITA BICOLOR Dury, Ins., I, 1770, 94.

Very similar to the preceding. Distinguished by the characters given in key and by its usually smaller size and smoother elytra. The latter are more often blue-black than black. Length 17-21 mm. (Fig. 82.)

Throughout the State; common. January 1–October 12. A pair were found mating on May 23.

*Zuphium americanum* Dej. has been taken by Dury near Cincinnati. It is a small, slender brown form, living under flat stones and runs very rapidly when uncovered.



## Tribe XIII. LEBIINI.

Antennae slender, arising from beneath a slight frontal ridge, the three basal joints usually glabrous. Head oval, constricted to a neck or not. Mentum more or less emarginate, toothed or not; palpi variable, the terminal joint equal to or longer than the preceding, the latter with two setae in front. Thorax variable in form, sides distinctly margined and with a seta on each side and at basal angle. Elytra truncate at tip, the margin acute, entire and narrowly inflexed. Prosternum usually obtuse at tip; hind coxae contiguous.

The following papers treat of the genera composing the tribe:

*Horn.*—"Revision of the Species of *Lebia* of the United States" *in* Trans. Amer. Ent. Soc., IV, 1872, 130-142.

*Horn.*—"Synoptic Tables" of most of the genera, *in* Bull. Brook. Ent. Soc., II, 1880, 86; IV, 1881, 39-44; 53-55.

*Horn.*—"Synopsis of the Species of the Tribe Lebiini" *in* Trans. Amer. Ent. Soc., X, 1882, 126-163.

The tribe is a large one, embracing no less than 21 genera in the United States fauna. Of these, 14 are represented in the collection from Indiana, while another may occur.

## KEY TO INDIANA GENERA OF LEBIINI.

- a.* Tibial spurs very long.
- b.* Head not constricted behind the eyes; tarsal claws in our species with fine, short teeth; tibial spurs with fine teeth. XXXIX. TETRAGONODERUS.
- bb.* Head constricted; tarsal claws with long teeth; tibial spurs simple. NEMOTARSUS.
- aa.* Tibial spurs short or at most moderate in length.
- c.* Mandibles with distinct grooves on outer side.
- d.* Head constricted behind the eyes. XL. LEBIA.
- dd.* Head not constricted.
- c.* Labrum large, prominent, covering in great part the mandibles; antennae with three basal joints glabrous; elytra dark bluish green. XLI. COPTODERA.
- cc.* Labrum moderate, not large.
- f.* Tarsi slender, fourth joint entire.
- g.* Labial palpi slender; color black or piceous.
- h.* Thorax truncate at base.
- i.* Mentum not toothed; claws of tarsi serrate; length 6-7.5 mm. XLII. DROMIUS.
- ii.* Mentum toothed; claws of tarsi simple; smaller, not over 4 mm. XLIII. APRISTUS.
- hh.* Thorax slightly lobed at base; claws of tarsi serrate; length less than 4 mm.
- i.* Mentum not toothed. XLIV. BLECHRUS.

*jj.* Mentum with a small emarginate tooth.

XLV. METABLETUS.

*yy.* Labial palpi thick, oval; claws of tarsi more or less serrate;  
length 3 mm.

XLVI. AXINOPALPUS.

*ff.* Tarsi with the fourth joint emarginate or bilobed; tarsal claws  
serrate.

*k.* Thorax truncate at base; mentum toothed.

*l.* Tarsi with fourth joint bilobed; elytra blue or green.

XLVII. CALLIDA.

*ll.* Tarsi with fourth joint emarginate.

*m.* Tarsi not hairy above; size medium, 7-11 mm.

*n.* Last joint of labial palpi more or less triangular or  
hatchet-shaped; thorax with sides rather widely  
margined near base, which is squarely truncate.

XLVIII. PLOCHIONUS.

*mm.* Last joints of both palpi similar, more or less cylin-  
drical, truncate.

XLIX. PINACODERA.

*mm.* Tarsi hairy above; next to last joint of labial palpi  
usually with more than two setæ; length 10-15 mm.

L. CYMEXIDIS.

*kk.* Thorax lobed at middle of base; tarsi hairy above; last joint  
of labial palpi hatchet-shaped.

LI. APENES.

*cc.* Mandibles without grooves on outer side; mentum not toothed;  
fourth tarsal joint not dilated; claws simple.

LII. PENTAGONICA.

### XXXIX. TETRAGONODERUS Dej. 1825. (Gr., "four + angled.")

Small piceous or brownish-yellow beetles, separated from allied genera mainly by the characters given in key. One species has been taken in Indiana, while another may occur.

#### KEY TO INDIANA SPECIES OF TETRAGONODERUS.

*a.* Elytra in great part piceous; legs and outer joints of antennæ piceous;  
prosternum margined at tip. INTERSECTUS.

*aa.* Elytra more brownish-yellow than piceous; legs and antennæ wholly  
brownish-yellow; prosternum not margined. 244. FASCIATUS.

*T. intersectus* Germ., 5-6 mm. in length, has been taken in Ken-  
tucky and the Gulf States, and perhaps occurs in southern Indiana.

244 (866). TETRAGONODERUS FASCIATUS Hald., Proc. Phil. Acad. Nat. Sci.,  
1, 1842, 298.

Ovate, subdepressed. Head and thorax piceous, bronzed, minutely alu-  
taceous; elytra grayish or dull yellow, with a semicircular space about the  
scutellum, a broad irregular broken band at middle, and the apical fourth  
piceous. Thorax one-half wider than long, sides curved, hind angles dis-  
tinct; disk smooth, the median line distinct. Elytra oval, rather deeply  
striate, the striae not punctured; intervals convex, the third with two small  
dorsal punctures. Males with three joints of the front tarsi dilated and  
clothed with small scales beneath; last ventral notched at middle of hind  
margin. Length 4.5 mm.

Throughout the State; frequent. April 19–September 27. Occurs beneath logs, chips, etc., only in sandy localities, where its hues blend with the surroundings in such a manner as to make it visible only when it moves. This it usually does not do for some time after its cover is removed.

*Nemolarsus elegans* Lec., 5–5.5 mm. in length, brownish-yellow, the elytra piceous with an oval spot near the base and the apex paler, has been taken in Illinois and Maryland and doubtless occurs in Indiana.

#### XI. LEBIA Latr. 1802. (Gr., “shallow or thin.”)

Small, rather broad-bodied beetles, usually prettily variegated in hue, possessing the characters of the tribe and known from allied genera by the short tibial spurs, the groove on the outer side of mandible, and by the head being constricted into a neck. The thorax is but little wider than the head, much narrower than elytra, while the tarsal claws are pectinate or comb-shaped. The elytral striae are, in most species, smooth.

They occur beneath stones and leaves, or in summer upon the foliage and flowers of plants, where they feed upon plant lice and other injurious forms; the pectinate structure of their tarsal claws enabling them to easily cling to the hairs or other inequalities of the foliage.

About 36 species are known from the United States, 15 of which have been taken in Indiana, while four others doubtless occur. For convenience they are separated into three groups and these in turn into species.

#### KEY TO INDIANA GROUPS OF LEBIA.

- a.* Front tarsi of male somewhat obliquely dilated; both head and thorax (except in *tricolor*) reddish-yellow, elytra wholly dark blue or green. Group *A.*
- aa.* Front tarsi of male not obliquely dilated; both head and thorax not reddish-yellow, or if so, elytra not wholly blue.
  - b.* Mentum with a distinct tooth; elytra without pale stripes. Group *B.*
  - bb.* Mentum not toothed; elytra with pale stripes (except in *abdominalis*). Group *C.*

#### GROUP *A.*

This group, to which the subgeneric name *Laropeza* is sometimes applied, includes all the larger species with metallic green or blue elytra. Two of its six forms have been taken in the State and one other perhaps occurs.

## KEY TO INDIANA SPECIES OF GROUP A.

*a.* Head and thorax reddish-yellow; elytra wholly dark blue.

*b.* Elytra deeply striate; antennæ pale; length 8.5-9.5 mm.

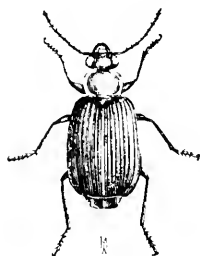
245. GRANDIS.

*bb.* Elytra finely striate; three basal joints only of antennæ pale; length 6-7 mm.

246. ATRIVENTRIS.

*aa.* Head black, thorax reddish-yellow; elytra greenish-blue, deeply striate; outer joints of antennæ darker; length 7-8.5 mm.

TRICOLOR.



\*245 (872). *LEBIA GRANDIS* Hentz., Trans. Amer. Phil. Soc., III, 1824, 58.

Ovate, subconvex. Color given in key; under surface and legs pale brownish-yellow; abdomen black. Head finely wrinkled, very sparsely and finely punctate. Thorax nearly twice as wide as long, margin broad; disk with fine transverse wrinkles and distinct impressed median line. Elytra finely alutaceous. Length 8.5-9.5 mm. (Fig. 83.)

Throughout the State, common in the southern half; less so northward. February 8-December 20. Occurs especially in open woodland and with the next hibernates beneath partly buried logs and other cover.

Fig. 83. (After Comstock.)  
Lower figure shows natural size.

\*246 (873). *LEBIA ATRIVENTRIS* Say, Trans. Amer. Phil. Soc., II, 1823, 13; *ibid.* II, 444.

Resembles the preceding but a third or more smaller. Elytra darker blue; palpi, tarsi and apical two-thirds of antennæ picuous. Elytral striae very finely punctured; intervals flat. Length 6-7 mm.

Throughout the State; frequent. April 29-December 29.

*L. tricolor* Say may yet be found in eastern Indiana, its range being given as Middle States northward to Canada.

## GROUP B.

This group comprises the true forms of *Lebia* as defined by Latreille. About 17 species and several varieties are known from North America. Of these the following have been taken, or perhaps occur in the State.

## KEY TO INDIANA SPECIES OF GROUP B.

*a.* Thorax coarsely and rather densely punctured; head, thorax and basal third of elytra reddish-yellow; apical portion of elytra blue; length 8 mm.

DIVISA.

*aa.* Thorax not, or very finely, punctate; elytra not colored as above; length less than 7 mm.

*b.* Elytra with fine or very shallow striae.

*c.* Tarsal claws serrate rather than pectinate; palpi stout; elytra brownish-yellow with two bluish bands; length 6.7 mm.

247. *PULCHILLA*.

*cc.* Tarsal claws pectinate, their teeth longer and not directed obliquely outward.

*d.* Head smooth or very feebly punctured.

*c.* Uniform greenish black; legs pale yellow; length 5 mm.

247. *RHODOPUS*.

*cc.* Color not black.

*f.* Elytra either wholly blue, green or olivaceous.

*g.* Head, thorax and elytra of one color.

*h.* Greenish or bluish; legs black; length 4.5-5.5 mm.

248. *VRIDIS*.

*hh.* Olivaceous green; legs piceous brown or paler; length 3-3.5 mm.

249. *PUMILA*.

*gg.* Body above not unicoloral.

*i.* Head and thorax reddish-yellow; abdomen black; length 6.5-7.5 mm.

PLEURITICA.

*ii.* Head greenish-black; thorax and entire body beneath pale red; elytra bright green.

250. *VRIDIPENNIS*.

*ff.* Elytra piceous, ornate with pale spots.

251. *ORNATA*.

*dd.* Head coarsely punctured between the eyes; elytra piceous spotted with brownish-yellow nearly as in *ornata*; length 3-3.7 mm.

252. *LOBULATA*.

*bb.* Elytra deeply striate; striae not punctured.

*j.* Head with lengthwise wrinkles or striae; length 4.5-5 mm.

253. *ANALIS*.

*jj.* Head nearly smooth; elytra subovate, broader behind; length 6-7.5 mm.

254. *FUSCATA*.

*L. divisa* Lec., a member of the boreal fauna, has been recorded from Lake Superior and Galesburg, Illinois, and perhaps occurs in the extreme northern part of Indiana.

*L. pulchella* Dej. has been taken near Cincinnati and its occurrence in the State is more than probable.

247 (882b) — *LEBIA RHODOPUS* Schwarz, Proc. Amer. Phil. Soc., XVII, 1878, 354.

Oval, slender. Black or very dark olivaceous green, subopaque, finely aubaceous; antennae dusky, the third joint and legs pale reddish-yellow. Head large, wider than thorax, minutely and sparsely punctate; antennae more than half the length of body, the outer joints stout. Thorax small, sides feebly rounded, margins less broadly reflexed than in *viridis*. Elytral striae very fine; intervals almost flat. Length 4.5-5 mm.

Jennings and Franklin counties; rare. June 11-July 11. Taken from flowers of wild parsnip. A species of southern range. Listed as a variety of *viridis*, but in my opinion distinct.

248 (882). *LEBIA VIRIDIS* Say, Trans. Amer. Phil. Soc., II, 1823, 14; *ibid.* II, 445.

Oval, subconvex. Either uniform green or dark purplish-blue, strongly shining; antennæ piceous, the basal joints greenish. Head minutely and very sparsely punctate. Thorax one-half wider than long, the margin narrow, except at hind angles, which are prominent. Elytral striæ very fine; intervals flat. Length 4.5–5.5 mm.

Throughout the State; frequent. April 5–October 14. More abundant in May and June on flowers.

249 (883). *LEBIA PUMILA* Dej., Spec. V, 1830, 388.

Oval, slender. Piceous or dark olive-green above, black beneath; antennæ piceous, the third joint pale. Thorax subquadrate, but slightly wider than long. Elytra alutaceous, the striæ very faint. Length 3–3.5 mm.

Throughout the State; scarce. May 28–September 16. Our smallest species of the genus.

*L. pleurítica* Lec., elytra blue tinged with green, is said to occur sparingly from Canada to Texas.

250 (886). *LEBIA VIRIDIPENNIS* Dej., Spec. I, 1825, 266.

Rather broad. Antennæ piceous, the three basal joints paler; legs and entire body beneath pale reddish-brown, the knees and tarsi darker. Head with a few fine punctures. Thorax one-half wider than long, strongly margined; disk very finely wrinkled. Elytral striæ represented by rows of very fine punctures. Length 5–6 mm.

Throughout the State; scarce. March 9–December 28. Hibernates beneath mullein leaves and logs in upland woods.

251 (889). *LEBIA ORNATA* Say, Trans. Amer. Phil. Soc., II, 1823, 13; *ibid.* II, 444.

Oval, slender. Head piceous, smooth; thorax piceous with pale margin, rarely wholly pale yellow; elytra piceous, with the narrow margin, two large spots on basal half and two small ones at apex, dull yellow; antennæ dusky, the three basal joints pale; body beneath and legs yellowish. Length 4.5–5 mm.

Throughout the State; common on flowers, especially goldenrod. April 10–September 19.

252 (888). *LEBIA LOBLATA* Lec., N. Sp. N. Amer. Col., I, 1863, 5.

Oval, subdepressed. Head black; thorax both above and beneath piceous, the margin pale; elytra piceous with apical margin and a large oblique subhumeral spot reaching nearly to suture, dull yellow; antennæ, under surface and legs pale reddish-yellow. Elytra rather finely striate. Length 3–3.7 mm.

Crawford County; rare. A member of the Austroriparian fauna. Taken at Cincinnati and probably occurs throughout the

southern third of the State. Very apt to be confused with *ornata*, but easily distinguished by its punctured head and more deeply striate elytra.

253 (892). *LEBIA ANALIS* Dej., Spec. I, 1825, 265.

Broadly oval. Head black; antennae piceous, the four basal joints paler; thorax reddish-yellow, the margin paler; elytra black, each with the narrow margin and usually a large irregular humeral spot and small apical spot yellowish; under surface and legs pale yellow, abdomen darker. Thorax broadly margined, finely and irregularly wrinkled. Length 4.5-5.5 mm.

Southern third of State; frequent. April 19–November 7. Taken by sweeping low herbs. Readily known by the longitudinal striae on head and the deep elytral striae. The pale markings of elytra vary greatly in extent and have given rise to a number of synonyms.

254 (893). *LEBIA FUSCATA* Dej., Spec. I, 1825, 270.

Broadly oval, subdepressed. Head and disk of thorax piceous; elytra pale brownish-yellow, each with a narrow marginal line, a large scutellar spot and a spot just behind middle, black; rarely the spots behind middle merge to form a broad cross-band; antennae, legs and under surface reddish-yellow. Thorax finely wrinkled, margin broad. Length 6.5 mm.

Known from Indiana by a single specimen taken near Pine, Lake County, by Wolcott, July 23. Resembles closely some of the color varieties of *analis*, but distinguished by the larger size, smooth head and dark disk of thorax.

#### GROUP C.

This group comprises the Indiana species of the subgenera *Dianchomcna* and *Aphelogenia*, which are separated only by the head being more strongly constricted behind the eyes in the former.

#### KEY TO INDIANA SPECIES OF GROUP C.

- a.* Head suddenly and strongly constricted behind the eyes; vertex strongly convex; length 4.5–5.5 mm.
  - b.* Thorax narrowly margined; head and elytra dull green, thorax reddish-yellow. 255. ABDOMINALIS.
  - bb.* Thorax widely margined; head strigose at sides; elytra with black and yellow stripes, shining, moderately striate. 256. SCAPULARIS.
- aa.* Head less constricted; vertex less convex.
  - c.* Head and thorax reddish-yellow, the latter widely margined.
    - d.* Black stripes of elytra narrow; elytral striae fine; length 6.5–7.5 mm. 257. FURCATA.
    - dd.* Black stripes of elytra broad; striae distinct; length 5.5–6 mm. 258. VITTATA.

cc. Head black; thorax narrowly margined; elytra black, each with two white stripes; abdomen wholly reddish-yellow. 259. *BIVITTATA*.

255 (894). *LEBIA ABDOMINALIS* Chaud., Bull. Mosc., 1843, 104.

Rather slender. Color given in key; antennæ piceous, the three basal joints paler; legs and abdomen pale reddish-yellow, tarsi piceous; meso- and metasterna nearly black. Length 4.5-5 mm.

Perry and Posey counties; rare. April 18-April 27. Taken from beneath mullein leaves and rubbish. A species of southern range. Resembles *viridipennis*, but smaller, elytra duller green and body beneath partly black.

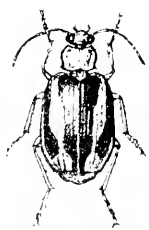


Fig. 84. - 4.  
(Original.)

256 (895). *LEBIA SCAPULARIS* Dej., Spec. V, 1830, 377.

Oval, rather slender. Head, thorax and legs pale reddish-yellow; elytra piceous, each with the apical and side margins and a median stripe yellow; antennæ dusky, the three basal joints paler. Thorax nearly twice as wide as long, the margins wider and more reflexed toward base. Elytral striae rather deep, not punctate; intervals flat. Length 4.5-5.5 mm. (Fig. 84.)

Throughout the State; common on leaves of elder and other plants in summer. April 13-October 11. Takes to wing when disturbed. The pale elytral stripes vary much in width, often occupying more space than the darker ones. The latter are sometimes connected near their tips and the pale stripes reduced to narrow lines, thus forming the variety *conjugens* Lec.

257 (897). *LEBIA FURCATA* Lec., Ann. Lye. Nat. Hist., IV, 1848, 193.

Rather broad, subdepressed. Head, disk of thorax and a triangular stripe extending from base half way along the elytral suture reddish-yellow; elytra and margin of thorax pale yellow, the former with a median and two lateral narrow black stripes, the median divided or forked on the basal half to enclose the reddish-yellow stripe; antennæ dusky, pale at base; femora and tarsi black, tibiae pale. Head and thorax finely and irregularly strigose. Length 6.5-7.5 mm.

Lake, Vigo and Posey counties; rare. April 20-August 6.

258 (899). *LEBIA VILVATA* Fab., Syst. Elent., I, 1801, 202; Say, II, 413.

Resembles *furcata* but smaller and more narrow. The black stripes are wider, the basal fork of the median one much shorter; legs wholly black or with the base of femora alone pale. Thorax more narrow and elytral striae deeper. Length 5.5-6 mm.

Vigo County; rare. March 21. This species also resembles *scapularis* but is easily distinguished by the broader neck and black legs.



\*259 (1902). *LEREA BIVITTATA* Fab., Edt. Syst. Suppl., 1798, 59.

Oval, rather broad. Thorax reddish-yellow; white stripes of elytra narrow, the outer one the shorter; legs black, the tibiae pale. Head finely and sparsely punctate. Thorax slightly broader than long, sides distinctly curved, apex much broader than base. Length 5.5-6 mm.

Vigo County; scarce. January 5-December 28. Hibernates beneath chunks in the corners of rail fences about which piles of dead leaves have drifted. A member of the Austroriparian fauna.

#### XLI. COPTODERA Dej., 1825. (Gr., "cut-neck.")

Small bluish beetles having the mentum deeply emarginate, without a tooth; first joint of tarsi as long as the next two, fourth feebly emarginate; tarsal claws pectinate. But one species is known from the Eastern United States.

260 (1904). *COPTODERA LERATA* Dej., Sp. I, 1825, 277.

Rather broad, subdepressed. Head, thorax and under surface piceous; elytra bluish-green; antennae and legs dark brown or piceous. Head finely wrinkled on side near the eyes. Thorax twice as wide as long; sides distinctly curved, rather broadly margined near the base; hind angles obtuse. Elytral striae fine, not punctured. Middle tibiae of males distinctly notched on inner side near tip. Length 5.5-6.5 mm.

Southern half of the State frequent; Lake County, rare. April 15-October 10. Occurs on vegetation and beneath bark.

#### XLII. DROMIUS Bon., 1813. (Gr., "a runner.")

Small piceous beetles, having the palpi and tarsi slender, the fourth joint of latter not bilobed nor emarginate; tarsal claws serrate; mentum without a tooth. One of the two species is found in Indiana.

261 (1906). *DROMIUS PICEUS* Dej., Spec. V, 1829, 363.

Ovate, slender, depressed. Piceous, moderately shining; antennae, mouth parts and legs, and narrow margins of thorax and elytra, pale brownish-yellow. Head with lengthwise wrinkles above the eyes. Thorax slightly wider than long, narrower at base; sides curved with a rather wide reflexed margin; disk finely wrinkled, the median line distinct, hind angles obtuse. Elytral striae fine, indistinctly punctured; intervals slightly convex. Length 6-7.5 mm.

Jennings County; scarce. November 20. Occurs beneath bark.

#### XLIII. ABRISTUS Chand., 1846. (Gr., "without-saw.")

Small black species having the tarsal claws simple; mentum toothed; ligula small, cordiform with four setae in front; thorax

truncate at base. Four species are known from the United States, two of which have been taken in Indiana. They occur in damp, sandy localities.

262 (908). *APRISTUS CORDICOLLIS* Lec., Ann. Lyc. Nat. Hist., IV, 1848, 190.

Black with slight tinge of blue; antennæ piceous; legs black. Thorax cordate, slightly wider than long, side margins a little broader and more reflexed near base; median line deep, reaching basal margin; hind angles acute, slightly prominent. Elytral striae deeply impressed; intervals rather strongly convex. Males with three joints of front tarsi dilated and with two rows of small scales beneath. Length 3.5-4 mm.

Marion, Vigo and Morgan counties; rare. April 6-October 15. Larger than the next, the elytra flatter, the intervals more convex.

263 (909). *APRISTUS SUBSULCATUS* Dej., Spec. II, 1826, 451.

Piceous, bronzed; elytra often brownish. Thorax with sides less curved in front, less sinuate behind than in *cordicollis*; hind angles rectangular not prominent, the margins not wider behind; median line fine, usually not reaching the basal margin. Length 3-3.5 mm.

Vigo and Lawrence counties; rare. May 29-July 20.

#### XLIV. *BLECHRUS* Motsch., 1848. (NL., "black.")

Very small black shining species, differing from those of allied genera by having the base of thorax slightly lobed; mentum not toothed; ligula small with two setæ in front; claws of tarsi serrate. Two of the three species have been taken in Indiana.

264 (911). *BLECHRUS NIGRINUS* Mamm., Bull. Mosc., II, 1843, 184.

Elongate, depressed. Black or piceous, shining. Thorax one-fourth wider than long, broadest one-third from apex; sides moderately curved in front, slightly sinuate near base, hind angles rectangular; disk very finely wrinkled, median line deeply impressed. Elytra oblong, nearly parallel, one-third longer than head and thorax; faintly striate near the suture. Length 3-3.5 mm.

Vigo County; scarce. April 15. Occurs beneath bark in open woods.

265 (913). *BLECHRUS PUSIO* Lec., New Sp. N. Amer. Col., I, 1863, 6.

Black-bronzed, very shining. Thorax not wider than long, widest just behind the apex, more narrowed behind, the hind angles indistinct. Elytra almost smooth, not longer than head and thorax, their sides distinctly curved. Length 2 mm.

Marion and Clark counties; scarce. May 5-October 9. Occurs beneath bark on oak logs. One of the smallest of our Carabidæ.

## XLV. METABLETUS Sch.-Goeb. 1846. (Gr., "changeable.")

Represented in the United States by a single small, oblong black beetle having the ligula elongate-oval with five short setae in front, thorax slightly lobed at base, mentum with a small tooth notched at apex.

266 (914). METABLETUS AMERICANUS Dej., Spec. V. 1829, 361.

Rather slender, subdepressed. Uniform black, shining. Thorax nearly twice as wide as long, narrowed behind; median line distinct, deep; margin very narrow, hind angles distinct, not prominent. Elytral striae very faint, not punctured. Length 3.5 mm.

Lake County; rare. May 14. Taken from beneath bark of pine. Resembles *Blechnus nigrinus* in form and size. A member of the boreal fauna.

## XLVI. AXINOPALPUS Lec. 1848. (Gr., "ax + palpus.")

Very small beetles having the mentum emarginate, distinctly toothed; labial palpi thick, the last joint oval; maxillary palpi long and slender, the last joint cylindrical and acutely prolonged at tip. One species occurs in Indiana.

267 (915). AXINOPALPUS BIFLAGIATUS Dej., Spec. I. 1825, 243.

Rather broad, subdepressed. Piceous, shining; antennae dusky, paler at base; legs and an oblique stripe, extending from humerus to middle of elytra, pale yellow. Thorax less than twice as wide as long, slightly cordate; sides curved, sinuate near the hind angles, which are rectangular; median impressed line distinct, entire. Elytra faintly striate on middle of disk. Length 3 mm.

Lake, Marshall and Marion counties; scarce. June 24–November 23. Occurs beneath bark in damp localities.

## XLVII. CALLIDA Dej. 1825. (Gr., "beautiful.")

Small elongate beetles, usually of bright metallic colors and in our species having the upper side of tarsi convex, not sulcate or impressed. One species has been taken in Indiana, while another should occur.

## KEY TO INDIANA SPECIES OF CALLIDA.

a. Body above bicolor; thorax red, elytra blue or green.

268. PUNCTATA.

aa. Body bright blue or green; elytra not longer than head and thorax, their striae fine, intervals flat.

PURPUREA.

268 (923). CALLIDA PUNCTATA Lec., Ann. Lyc. Nat. Hist., IV, 1848, 189.

Elongate, narrow, convex. Head usually dark blue; thorax reddish-yellow; elytra bright green; legs yellow, the tips of the femora and tarsi

piceous; antennæ piceous, paler at base. Thorax a little longer than wide, widest slightly in front of middle; margin very narrow, hind angles obtuse; disk transversely wrinkled, a few punctures near apex. Elytra oblong, gradually broader behind; the striae fine, punctate; intervals flat, sparsely punctate. Length 7-7.5 mm.

Northern half of State, frequent; Dubois county only in the south. May 14-October 10. Often found on flowers. One of our most handsome Carabids.

*C. purpurca* Say, 7.5-9 mm. in length ranges from Michigan to Georgia, Missouri and Kansas, but has not yet been noted in Indiana.

#### XLVIII. PLOCHONUS Dej. 1825. (Gr., "a lock of hair.")

This genus is very close to *Callida*, being separated by the characters given in key, and by the ligula having four setæ instead of two, as in *Callida*. One species occurs in Indiana,

269 (931). PLOCHONUS TIMIDUS Hald., Proc. Phil. Acad. Nat. Sci., 1, 1842, 298.

Rather broad, depressed. Uniform dark brown, the margin of thorax and elytra translucent. Thorax broader than long, sides strongly rounded, base wider than apex; margin broad, hind angles rectangular; disk transversely wrinkled, median line distinct. Elytral striae deep, not punctured; intervals convex, alutaceous. Males with the front tarsi narrowly dilated, the first three joints with two rows of small scales beneath. Length 7-7.5 mm.

Marion County; scarce. March 16-November 17. Probably hibernates. Occurs in damp places beneath bark and rubbish.

#### XLIX. PINACODERA Schaum. 1860 (Gr., "flat + neck.")

Oblong, brown or piceous beetles of rather small size, having the tarsi smooth above, the middle pair in male dilated. Hind angles of thorax in our species obtuse, not prominent; inner wings well developed. Two species have been taken in Indiana.

##### KEY TO INDIANA SPECIES OF PINACODERA.

- a.* Elytra with pale humeral spot; thorax distinctly narrowed behind, its margin broad and translucent. 270. LIMBATA.  
*aa.* Elytra without pale spot at humerus; thorax very little narrowed behind, the margin narrow, scarcely translucent. 271. PLATICOLLIS.

270 (934). PINACODERA LIMBATA Dej., Spec. V, 1829, 320.

Rather slender, depressed. Dark brown or piceous; antennæ, legs, margin of thorax, humeral spot and sides of elytra paler. Head slightly wrinkled above the eyes. Thorax one-third wider than long, sides mod-

erately curved; disk nearly smooth, the median impressed line fine. Elytra oval, slightly oblong; striae shallow, very finely punctate; intervals slightly convex, alutaceous, the third with two dorsal punctures. Length 8-9.5 mm.

Crawford and Dubois counties; scarce. April 29-July 2.

271 (935). PINACODERA PLATICOLLIS Say, Trans. Amer. Phil. Soc., 11, 1823, 11; *ibid.*, 11, 145.

Resembles *limbata* but slightly larger. Thorax with margin more narrow and more strongly reflexed; disk often slightly wrinkled and with a few punctures near the hind angles. Elytra with pale margin very narrow and without humeral spot; intervals nearly flat. Length 9-11 mm.

Lake and Pulaski counties; scarce. April 10-October 23. Occurs beneath bark and other cover in sandy regions.

#### L. CYMINDIS Latr., 1806. (Gr., "slender.")

Slender-bodied beetles of medium size, more or less hairy above, with inner wings absent and tarsi hairy above. Our species have the thorax narrowly margined and the entire upper surface very strongly punctured. The males have the front tarsi with three joints dilated and with two rows of small scales beneath. Two species have been taken in Indiana.

\*272 (944). CYMINDIS AMERICANA Dej., Spec., 11, 1826, 446.

Rather slender. Piceous, feebly shining; antennae, legs, humeral spot and narrow side margin of elytra, pale reddish-brown. Thorax slightly longer than wide, narrowed at base; sides curved in front, sinuate behind; disk coarsely and equally punctured. Elytral striae deep, finely punctured; intervals rather flat, their punctures coarser than those of striae. Length 12-15 mm.

Steuben, Marion, Vigo, Putnam and Knox counties; scarce. July 14-December 25. Hibernates.

273 (946). CYMINDIS PILOSA Say, Trans. Amer. Phil. Soc., 11, 1823, 10; *ibid.*, 11, 442.

Moderately elongate. Piceous with faint greenish lustre; surface very distinctly hairy; antennae and legs pale reddish-brown. Thorax about as wide as long, much narrower at base, sides curved, slightly sinuate behind; margin narrow, hind angles rectangular; disk coarsely and deeply punctured. Elytral striae deep, intervals slightly convex, irregularly and coarsely punctured. Length 9.5-10 mm.

Lake, Steuben, Marshall, Marion and Putnam counties; frequent. April 12-November 2. Easily known from *americana* by the lack of humeral pale spot, the shorter and wider thorax and the more sparsely punctate intervals. Occurs usually in dry or sandy localities.

## LI. APENES Lec. 1852. (L., "without wings.")

Small piceous or bronzed species closely allied to *Cymindis*, and differing principally in having the thorax lobed at base and the last joint of labial palpi more broadly triangular. One species has been taken in Indiana, while another doubtless occurs in the southern counties.

## KEY TO INDIANA SPECIES OF APENES.

- a.* Head sulcate lengthwise; surface with metallic bronze luster; length 10 mm. LUCIDULA.  
*aa.* Head simply and sparsely punctured; elytra shining, striæ distinctly impressed; length 7 mm. 274. SINUATA.

*A. lucidula* Dej. occurs from "New York to Florida," and has been taken by Dury near Cincinnati.

\*274 (950). APENES SINUATA Say, Trans. Amer. Phil. Soc., II, 1823, 8; *ibid.* II, 440.

Elongate-oval. Head and thorax piceous; elytra dark brown or piceous, with a humeral space and two small subapical spots pale; antennæ and legs pale reddish-brown. Thorax one-third wider than long, sparsely punctate, base narrower than apex; sides moderately curved, margin very narrow, reflexed; hind angles distinct. Elytra oblong-oval, striæ finely punctured; intervals slightly convex, minutely alutaceous, the third with two dorsal punctures. Length 6.5-7 mm.

Southern half of State; scarce. February 14-December 7. Occurs in open woodland, about the bases of trees and stumps.

## LII. PENTAGONICA Schm.-Goeb. 1846. (Gr., "five + angles.")

One small species represents this genus in the United States.

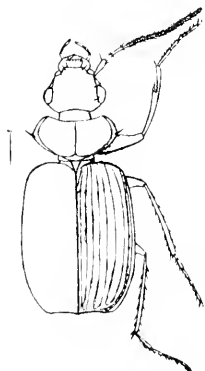


Fig. 85. (After Horn.)  
Line shows natural size.

275 (954). PENTAGONICA FLAVIPES Lec., Trans. Amer. Phil. Soc., X, 1853, 377.

Rather broad, resembling a small *Lebia analis*. Head and elytra piceous, very finely alutaceous; thorax, basal portion of antennæ and legs reddish-yellow; sometimes wholly piceous with pale legs. Thorax short, twice as wide as long, sides strongly angulate, base narrowed; median line distinct. Elytra feebly striate without punctures. Length 3.5-4.5 mm. (Fig. 85.)

Rare. Two specimens from Lake County and one from Marion. May 25-October 23. The one from Marion County was found dead in a porch light globe by H. Morrison.

## Tribe XIV. HELLUONINI.

Antennæ rather stout, usually compressed, arising from under a distinct frontal plate, all the joints more or less pubescent, first joint stout, equal in length to the next two. Head broadly oval, not narrowed in front of eyes, with a distinct neck; labrum large and prominent, more or less concealing the mandibles; mentum broad, deeply emarginate, usually toothed; terminal joint of palpi elongate-oval or fusiform and obtuse at tip. Thorax more or less cordate, sides and hind angles each with a distinct bristle-bearing puncture. Elytra oblong, truncate at apex, base not margined, sides narrowly inflexed, disk striate or sulcate without dorsal punctures. Tibiæ compressed and finely bicarinate on the outer edge. Tarsal claws simple. The tribe is represented in the United States fauna by but one genus.

## LIII. HELLUOMORPHA Lap. 1840. (Gr., "slender + form.")

Reddish-brown, strongly punctured, hairy beetles of medium size, having the antennæ joints broadly compressed; elytra shorter than abdomen, more or less costate instead of striate, broadly rounded at tip. For synoptic table see—

*LeConte*.—*In* Bull. Brook. Ent. Soc., II, 1879, 60.

Six species are known from the United States, two of which have been taken in Indiana, while two others may occur.

## KEY TO INDIANA SPECIES OF HELLUOMORPHA.

- a.* Joints of antennæ 5-10 square or broader than long.
  - b.* Thorax longer than wide; elytra more strongly costate; abdomen dark; elytral intervals with three rows of punctures. PREUSTA.
  - bb.* Thorax as wide as long; elytra less strongly costate.
    - c.* Elytra and abdomen usually darker than thorax; elytral intervals with three confused rows of punctures. 276. BICOLOR.
    - cc.* Uniform reddish-brown; elytral intervals with two rows of punctures. 277. TEXANA.
- aa.* Joints of antennæ 5-10 oblong; uniform reddish-brown; intervals with three irregular rows of punctures. FERRUGINEA.

*H. prausta* Dej., 14 mm. in length, has been taken near Cincinnati and perhaps occurs in the extreme south of Indiana.

276 (959). HELLUOMORPHA BICOLOR HARR., New Eng. Farmer, VII, 1820.

Elongate, rather slender. Head, thorax and legs reddish-brown, elytra darker. Thorax as wide as long, subcordate, narrower behind; sides broadly

curved, sinuate behind; base truncate, hind angles rectangular; disk coarsely, sparsely and irregularly punctured. Length 13-16 mm.

Vigo, Posey and Crawford counties; scarce. April 8-May 20. Occurs beneath cover in dry upland woods.

277 (1960). *HELLIOMORPHA TEXANA* Lec., Trans. Amer. Phil. Soc., N. 1853, 374.

Form and structure of *bicolor*: uniform light reddish-brown; apical half of antennæ and tarsi darker. Length 14-17 mm.

Marshall and Crawford counties; rare. June 29-August 8.

*H. ferruginca* Lec., 13.5-15 mm. in length, is said to occur from New York to Texas.

#### Section II. *HARPALINÆ UNISETOSÆ.*

This section is much smaller than the preceding, the tribes numbering only a third and the genera proportionally less numerous. The essential character is the presence of but one bristle-bearing puncture above each eye. The seta at or near the hind angle of thorax is more often absent than present. Of the eight tribes, but three are represented in the Indiana fauna. These may be distinguished as follows:

##### KEY TO INDIANA TRIBES OF *HARPALINÆ UNISETOSÆ.*

- a.* Elytra truncate at apex; mandibles with a bristle-bearing puncture in outer groove; hind coxæ often separated, the first ventral segment visible between them; epimera of mesosternum usually wide, sometimes nearly as large as episterna. Tribe I. BRACHYNIINI, p. 156.
- a.* Elytra always entire; mandibles without a bristle-bearing puncture; hind coxæ contiguous; epimera of mesosternum very narrow and indistinct.
  - b.* Antennæ with three basal joints glabrous; elytral margin more or less interrupted and with an internal fold; front tarsi of male with three, rarely four, joints spongy pubescent beneath.
    - Tribe II. CHLÆNIINI, p. 162.
  - bb.* Antennæ with two, rarely (*Tachycellus*) with three, basal joints glabrous; elytral margin not interrupted, no internal fold; male tarsi variable.
    - Tribe III. HARPALINI, p. 173.

#### Tribe I. BRACHYNIINI.

Antennæ slender, the condyle of the basal joint exposed, two basal and a portion of the third joint glabrous. Head gradually narrowed behind the eyes into a neck; labrum broad, truncate; mandibles stout, feebly curved, with a seta in outer groove; mentum moderately broad, emarginate, toothed or not; the second joint of palpi longer than the last. Thorax with short marginal setæ;



scutellum distinct. Elytra not margined at base, apex truncate and with a membranous border; disk not or very feebly striate and without dorsal punctures. Prosternum not prolonged. Tarsi slender, the front pair in the males with three joints feebly dilated and covered with small scales beneath. The only genus in the United States fauna is

LIV. BRACHYNUS Web. 1801. (Gr., "short + back.")

Small or medium sized beetles with broad abdomen and narrow head and thorax. The elytra are of a dark blue, blackish- or greenish-blue color, while the head, thorax and legs are reddish-yellow. The generic name refers to the shortness of the elytra.

They occur under logs or stones, usually in damp places. In early spring some of the species are especially abundant and often gregarious in small colonies. When disturbed they emit from a little internal sac near the end of the abdomen a pungent, volatile fluid which serves them as a means of defense. This fluid is ejected with a sound like that of a small popgun, and when it comes in contact with the air it changes to a gas which appears like steam. For this reason the members of the genus are known as "bombardier beetles." When pursued by some larger insect the bombardier discharges a part of the stored liquid into the face of its enemy, the noise and gas so disconcerting the pursuer that the bombardier often has time to escape. Some forms are capable of discharging four or five times in succession.

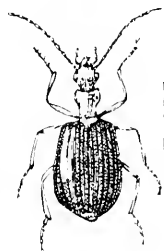


Fig. 86. *Brachynus stygicornis* Say.

But one paper has been issued on the United States species of the genus, viz.:

*LeConte*.—"Notes on the species of *Brachynus* inhabiting the United States," in *Proc. Phil. Acad. Nat. Sci.*, 1862, 523.

This does not include all of the North American species now known, about 26 in number. The distinguishing characters are so few that no satisfactory table is extant. Sixteen different forms have been taken in Indiana. These were submitted to Mr. Liebeck, who wrote me concerning them as follows:

"I assorted your lot of *Brachynus* and determined them by comparison with the species in the Horn collection, which is the best I could do. There the species are arranged in the order in which they are listed by Henshaw, which differs from the old Le-

Conte table. They were in all probability revised by Dr. Horn without publishing the result."

The following table is based largely upon that of LeConte, and was drawn up for the specimens as named by Mr. Liebeck and afterward reviewed by Mr. Fall. Comparison was also made with those in the LeConte collection at Cambridge.

KEY TO INDIANA SPECIES OF BRACHYNUS.

- a.* Larger species, 10 to 15 mm.
- b.* Elytra gradually but distinctly widened behind, costate or subcostate.
- c.* Elytral humeri distinct but rounded; thorax widest just in front of middle.
- d.* Thorax not longer than wide, the sides in front much rounded.
- e.* Abdomen fuscous; antennæ with the fourth and following joints darker. 278. ALTERNANS.
- ec.* Abdomen and antennæ pale. 279. TORMENTARIUS.
- dd.* Thorax distinctly longer than wide, its sides less rounded. 280. DEYROLLEI.
- cc.* Humeri of elytra narrow, indistinct; thorax widest one-fourth from apex. 281. AMERICANUS.
- bb.* Elytra but slightly widened behind, the sides parallel or nearly so, the humeri distinct.
- f.* Thorax very wide in front, suddenly narrowed behind the middle; elytra blackish-blue. 282. BALLISTARIUS.
- ff.* Thorax much narrower in front, more gradually narrowed behind; elytra paler blue. 283. FUMANS.
- aa.* Medium sized or small species, not over 9.5 mm.
- g.* Thorax wider than long, strongly constricted behind the middle.
- h.* Form slender; elytra smooth, feebly widened behind, their sides almost parallel. 284. GRACILIS.
- hh.* Form broader, the elytra gradually but distinctly widened from base to apex.
- i.* Elytra together subquadrate, distinctly costate. 285. QUADRIPENNIS.
- ii.* Elytra but faintly or obsolete costate.
- j.* Hind angles of thorax prominent; antennæ and abdomen in part or wholly dark. 286. CORDICOLLIS.
- jj.* Hind angles of thorax very slightly prominent; antennæ and abdomen wholly reddish-yellow. 287. CYANIPENNIS.
- gg.* Thorax as long or longer than wide, the base much less strongly constricted.
- k.* Joints 3 and 4 of antennæ almost black, joints 5 to apex more or less fuscous; abdomen wholly dark. 288. PULCHELLUS.
- kk.* Joints 3 and 4 of antennæ not darker than those which follow.
- l.* Hind angles of thorax not at all prominent; humeri indistinct.
- m.* Abdomen with the sides dark; thorax broadly rounded on the sides in front; larger, 7-9 mm. 289. PERPLEXUS.
- mm.* Abdomen wholly pale; thorax more strongly rounded on the sides in front; smaller, not over 6 mm. 290. MINUTUS.

ll. Hind angles of thorax prominent; humeri distinct.

n. Elytra oblong, scarcely widened behind; abdomen wholly pale; size small, not over 7 mm. 291. JANTHINIPENNIS.

nn. Elytra gradually but distinctly dilated behind; abdomen dark, at least on sides.

o. Narrow lateral edge and epipleura of elytra pale yellow; knees, sides of abdomen and metathorax dusky. 292. LATERALIS.

oo. Lateral edge and epipleura of the same color as the elytra; front angles of thorax obtusely rounded; very small, not over 5.5 mm. 293. MEDIUS.

278 (973). BRACHYNUS ALTERNANS Dej., Sp. I, 1825, 316.

Elytra bluish-black; abdomen fuscous. Thorax at middle about as wide as long, front margin slightly concave, the angles obtuse but distinct, hind angles rectangular. Elytra distinctly costate, the intervals between the ridges finely and sparsely punctate. Length 14-15 mm. (Fig. 87.)

Southern half of State; frequent. April 6-July 4.

\*279 (975). BRACHYNUS TORMENTARIUS Lec., Ann. Lyc. Nat. Hist., IV, 1848, 200.

Thorax as wide as long, front angles obtuse but distinct; hind angles rectangular, not prominent. Elytra costate, the humeri distinct, broadly rounded. Length 14-15 mm.

Vigo and Posey counties; scarce. Hibernates. January 1-April 19. Very close to *alternans* and probably only a variety of that species.

280 (974). BRACHYNUS DEYROLLEI Laf., Rev. Zool., 1841, 42.

Antennae reddish-yellow, the apical portion darker; abdomen piceous. Thorax distinctly longer than wide, slightly narrower than the head; front margin concave, the angles obtuse, hind angles distinct but not prominent. Elytra subcostate, the humeri rounded but evident. Length 14-15 mm.

Knox County; rare. July 4.

281 (962). BRACHYNUS AMERICANUS Lec., Proc. Phil. Acad. Nat. Sci., II, 1844, 48.

Elytra black, but faintly tinged with blue; four basal joints of antennae pale, the remainder gradually dusky; abdomen almost black. Thorax wider than long, the base gradually constricted, hind angles rectangular. Elytra distinctly but not strongly costate; intervals wide and finely punctured; humeri very much sloping, not at all distinct. Length 10-11.5 mm. (Fig. 88.)

Vigo, Knox, Crawford and Perry counties; frequent. April 23-October 21.

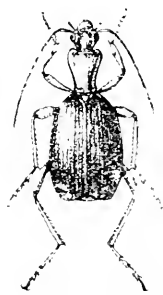


Fig. 88. - 2  
(Original.)

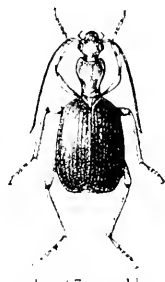


Fig. 87. - 1.  
(Original.)

282 (1976). *BRACHYXUS BALLISTARIUS* Lec., Ann. N. Y. Ent. Nat. Hist., IV, 1848, 199.

Elytra blue-black; antennæ reddish-brown at base, gradually dusky to tip; abdomen blackish on sides, usually pale at middle. Thorax slightly wider than long, widest in front of middle, suddenly much constricted behind middle; front margin concave, hind angles prominent. Elytra distinctly costate, intervals sparsely punctulate. Length 11-13.5 mm.

Throughout the State; scarce. April 11-September 7. The margins of the thorax are wider and more reflexed, its sides much more strongly sinuate and its disk more sparsely punctate than in the next species.

283 (1977). *BRACHYXUS FUMANS* Fab., Syst. Eleut., 1801, 210.

More narrow and slender than *ballistarius*. Apical portion of antennæ a little darker than the base; elytra more distinctly blue; abdomen reddish-brown, the sides darker. Thorax about as wide as long, widest in front of middle, then gradually narrowed to base. Elytra oblong, the sides nearly parallel, the humeri rounded but evident, distinctly costate. Length 11.5-12 mm. (Fig. 81.)

Vigo and Posey counties; rare. April 8-May 12.

284 (—). *BRACHYXUS GRACILIS* sp. nov.

Elongate, slender, parallel. Antennæ reddish-yellow, joints 3 and 4 darker at tip; abdomen wholly fuscous; elytra blackish-blue. Eyes large, prominent. Thorax wider than long, widest near apex, front margin truncate, the angles rounded; sides strongly margined, deeply sinuate; hind angles prominent, acute, divergent. Elytra without trace of costæ, the humeri distinct. Length 9 mm.

Marshall County; rare. October 14. Resembles *cyanipennis*, but differs in being much more slender, with larger eyes, smooth elytra and dark abdomen.

285 (1968). *BRACHYXUS QUADRIPENNIS* Dej., Spec. I, 1825, 316.

First two joints of antennæ and part of third pale, the remainder dark reddish-brown; abdomen almost black. Thorax wider than long, convex, front slightly concave, hind angles prominent. Elytra together but little longer than broad, strongly costate; humeri broadly rounded, distinct. Length 9-9.5 mm.

Vigo and Crawford counties; rare. Occurs in dry or sandy localities. May 12-June 15.

286 (1978). *BRACHYXUS COMBIBITIS* Dej., Spec. II, 1826, 166.

Elytra blackish-blue; antennæ reddish-brown at base, the apical half dusky; joints 3 and 4 darker than the others. Thorax wider than long,

the widest part nearly twice the width of the base, apex slightly concave, hind angles acute, divergent; surface sparsely and finely punctured. Elytra but little widened behind, obsolete costate. Length 7.5-9 mm.

Throughout the State; frequent. April 10-October 17.

287 (1911). *BRACHYNUS CYANIPENNIS* Say, Journ. Phil. Acad. Nat. Sci., 11, 1823, 113; *ibid.*, 11, 91.

Elytra blue-black. Thorax shorter than usual, distinctly wider than long, front angles obtusely rounded, hind ones evident, not prominent. Elytra slightly wider behind, the humeri distinct but strongly rounded, the costae very faint. Length 8-9 mm.

Fulton County; rare. June 20.

288 (1911). *BRACHYNUS PULCHELLUS* sp. nov.

Resembles *perplexus* in form and size. Elytra distinctly darker, blackish-blue; sides of meso- and metasterna and entire abdomen fuscous. Antennae with joints 3 and 4 almost black. Thorax longer than wide, the base gradually constricted, its disk more convex and hind angles acute and more distinct than in *perplexus*. Elytra almost smooth, the humeri distinct. Length 7-9 mm.

Vigo and Posey counties; scarce. February 14-April 18. From *cardicollis*, our only other small species with the third and fourth joints of antennae dark, it differs in the thorax being much narrower and less constricted, and with less prominent hind angles. This is one of the first species to appear in spring and is the only one besides *tormentarius* which has been taken in the winter months. It occurs in low, sandy localities.

289 (1911). *BRACHYNUS PERPLEXUS* Dej., Spec. V, 1829, 426.

Elytra dark blue; antennae and entire under surface, except the sides of abdomen, reddish-yellow. Thorax longer than wide, the widest part about twice the width of base; front margin truncate, the angles obtuse; hind angles not at all prominent; sides very broadly rounded in front of middle. Elytra but little wider behind, obsolete costate, nearly or quite covering the abdomen; humeri evident but narrow. Length 8-9 mm.

Posey County; rare. April 9.

290 (1911). *BRACHYNUS MINUTUS* Har., N. Eng. Faun., VII, 1828, 117.

Smaller and more slender than *junthinpennsis*, which it resembles closely in form and color. Thorax more narrow, distinctly longer than wide, much less constricted behind, the hind angles scarcely evident. Humeri narrow, less rounded than in the next. Length 5.3-6 mm.

Marshall, Fulton, Whitley and Kosciusko counties; scarce. June 5-August 17. This is the *pumilio* of LeConte, which is regarded as a synonym of *minutus*, though the latter is said by Har-

ris to have the abdomen and antennæ fuscous. In the LeConte collection at Cambridge the single example labeled *minutus* is similar to the Indiana specimens, as is also the type of *pumilio* bearing that label and placed at the side of the other specimen. If a comparison with the Harris type shows the two to be different the name *pumilio* will stand.

291 (963). *BRACHYNUS JANTHINIPENNIS* Dej., Spec. V, 1829, 412.

Elytra dark blue, often with a faint greenish tinge; antennæ, legs and entire under surface reddish-yellow. Thorax slightly longer than wide, hind angles prominent; surface not punctate, faintly, transversely strigose. Elytra parallel, the costæ evident. Length 6.5–7 mm.

Northern half of State; frequent along the shores of lakes. May 20–August 8.

292 (972). *BRACHYNUS LATERALIS* Dej., Spec. V, 1829, 426.

Apical half of antennæ dusky; legs, except the knees, pale yellow; elytra dull blackish-blue with pale lateral margin. Thorax less narrowed behind than in allied forms, hind angles acute, but slightly prominent; elytral costæ obsolete, the humeri distinct. Length 8–9.5 mm.

A species of southern range, known from Indiana by a single specimen taken in Posey County. April 10.

293 (967). *BRACHYNUS MEDIUS* Harr., New Eng. Far., VII, 1828, 117.

Antennæ fuscous; abdomen dark brown. Thorax as long as wide, the front margin concave, the front angles deflexed and obtusely rounded. Elytra slightly wider behind, the humeri rounded but distinct, the costæ evident but faint. Length 4.5–5.5 mm.

Vigo County; rare. April 24. Our smallest species.

#### Tribe II. CHILENINI.

Antennæ slender, arising from beneath a slight frontal ridge, the three basal joints glabrous. Head not narrowed behind the eyes to a neck; labrum transverse, truncate or emarginate; clypeus more or less prolonged between the mandibles which are feebly curved and without a seta on outer side; mentum broad, usually emarginate and toothed. Thorax variable in form, the setæ of the margin either slender or wanting. Body not pedunculate, scutellum distinct. Elytra margined at base, sides narrowly inflexed, surface striate without dorsal punctures. Prosternum not prolonged; hind coxæ contiguous. Tarsi slender, claws simple. Males with three or four joints of front tarsi dilated and densely spongy beneath. The tribe is represented in the United States fauna by seven genera, six of which occur in Indiana.

## KEY TO INDIANA GENERA OF CHLENIINI.

- a.* Punctures of eighth stria of elytra distant from the margin, the ninth stria very distinct; eyes regular in outline, not truncate behind; color mostly green or blue-black.
- b.* Mentum with a distinct lobe each side; length 8 or more mm.
- c.* Mentum toothed in the center of the notch. LV. CHLENIUS.
- cc.* Mentum not toothed. LVI. ANOMOGLOSSUS.
- bb.* Mentum without lobes, truncate in front; length 9-9.5 mm.
- LVII. BRACHYLOBUS.
- aa.* Eighth stria of elytra very close to the margin, the ninth indistinct; eyes truncate behind; color black or piceous.
- d.* All the tarsi pubescent beneath; clypeus with a bristle-bearing puncture each side; labrum with six setae; length 9.5-10 mm.
- LVIII. LACHNOCREPIS.
- dd.* Hind tarsi not pubescent beneath.
- e.* Front tarsi of males with four joints dilated, the first three spongy beneath; clypeus without bristle-bearing punctures; labrum with six setae; length 5-6 mm. LIX. ANATRICHS.
- ec.* Front tarsi of male with three joints dilated and spongy; second joint of labial palpi without setae in front; thorax as wide at base as elytra; length 7.5 or more mm. LX. OÖDES.

## LV. CHLENIUS Bon. 1813. (Gr., "a cloak or mantle.")

This genus is composed of greenish- or bluish-black oblong beetles of medium or large size. They are mostly finely pubescent, and when handled give off an odor like that of morocco leather. In a number of species the base of thorax is as wide as that of elytra. They live beneath stones, logs, etc., the majority of the species being found in damp localities, where they feed largely upon other insects. In 23 individuals dissected by Dr. Forbes, 83 per cent. of the stomach content was found to be of animal origin. Of this 65 per cent. was of insects, chiefly cutworms, canker-worms and other injurious forms, so that the genus ranks high among the beneficial Carabidae.

About 43 species of Chlenius are known from the United States. Of these, 16 have been taken in Indiana, while two others perhaps occur. The principal papers treating of the genus are as follows:

- LeConte.*—"Analytical Table of the Species of Chlenius in the United States," *in* Proc. Phil. Acad. Nat. Sci., VIII, 1856, 25.
- Horn.*—"Revision of the Species of Chlenius in the United States," *in* Trans. Amer. Ent. Soc., V, 1876, 253.
- Horn.*—"Synoptic Table," *in* Bull. Brook. Ent. Soc., IV, 1882, 3.

For convenience the Indiana species are first divided into two groups and these in turn into species.

## KEY TO GROUPS OF INDIANA SPECIES OF CHELONUS.

- a.* Third joint of antennæ longer than fourth; middle tibiæ of male with a pubescent space near the tip. Group A.  
*aa.* Third joint of antennæ not longer than fourth (except in *tommentosus*): middle tibiæ of male without a pubescent space at tip. Group B.

## GROUP A.

In this group the males have a pubescent space of greater or less extent near the tip of the middle tibiæ. This is usually on the outer edge, but sometimes in front of the tibiæ. The basal line and side margin of the elytra unite at the humerus to form either a distinct angle or a regular curve; and "basal line angulate at humerus" and "basal line curved at humerus" are terms used to designate the two modes of union.

## KEY TO INDIANA SPECIES OF GROUP A.

- a.* Abdomen smooth at middle, sparsely and finely punctured on the sides.  
*b.* Prosternum not margined at tip, feebly punctured or smooth in front; male with front femora subangulate at base.  
*c.* Color bright green, shining; length 12-14 mm. 294. SOLITARIUS.  
*cc.* Color dark blue; thorax subopaque, elytra opaque; length 13-15 mm. 295. LEUCOSCELLIS.  
*bb.* Prosternum margined at tip, coarsely punctured in front; color green, the last ventral segment nearly wholly brownish-yellow; length 17 mm. 296. PRASINUS.  
*aa.* Abdomen sparsely punctured at middle, more densely at sides.  
*d.* Episterna (side pieces) of metasternum short, the outer side shorter than the front one; thorax narrower at base than elytra.  
*e.* Thorax greenish-bronzed above, the sides distinctly sinuate near base; front femora of male subangulate at base. 297. ÆSTIVUS.  
*cc.* Thorax violet or purplish-blue above, not sinuate near base.  
*f.* Thorax wider than long; front femora of male subangulate at base. PLATYDERUS.  
*ff.* Thorax about as long as wide; front femora of male simple. 298. DIFFINIS  
*dd.* Episterna of metasternum long, the outer side longer than the front one.  
*g.* Sides of thorax not or feebly sinuate near base.  
*h.* Color bright green to blue, legs pale. 299. SERICEUS.  
*hh.* Color blackish or dark blue.  
*i.* Smaller, 13-15 mm.; base of thorax as wide as elytra; front femora of male toothed at base. 300. LATICOLLIS.  
*ii.* Larger, 21-23 mm.; base of thorax narrower than elytra; front femora of male simple. FUSCICORNIS.  
*gg.* Sides of thorax distinctly sinuate near base; color and size of *fuscicornis*. 301. ERYTHROPUS.



294 (1000). *CHELEXIUS SOLITARIUS* Say, Trans. Amer. Phil. Soc., 11, 1823, 65; *ibid.*, 11, 187.

Elongate-oval, rather slender. Above bright green; legs and basal portion of antennæ pale yellow; under surface dark reddish-brown, the last ventral segment margined with dull yellow. Thorax slightly longer than wide, base and apex almost equal and much narrower than elytra; sides rather strongly curved in front, sinuate near base, hind angles rectangular; disk sparsely punctured along the base and apex. Elytral intervals convex, sparsely punctate and pubescent. Length 12-14 mm.

Starke, Vigo, Martin, Posey and Clark counties; scarce. April 15-December 10. Resembles *prasinus* in color but smaller, brighter green and with much narrower thorax.

295 (1008). *CHELEXIUS LEUCOSCELES* Chev., Col. Mex., 1, 1831, 71.

Elongate-oval. Above dark violet blue; antennæ and legs reddish brown; under surface piceous. Thorax as in *solitarius*, the basal impressions and median line deeper, the former long and curved; center of disk each side not punctured. Elytral intervals subconvex, rather densely and finely punctulate. Length 13.5-16 mm.

Clark and Floyd counties; frequent beneath stones along the Ohio River. April 15-October 9.

296 (1007). *CHELEXIUS PRASINUS* Dej., Spec. 11, 1826, 245.

Elongate-oval, robust. Above bright green; legs and antennæ pale; under surface black, the last ventral segment dull yellow. Thorax broader than long; sides curved in front, gradually narrowed from middle to base, which is distinctly narrower than elytra; hind angles obtuse; disk coarsely and sparsely punctate. Elytral striae shallow, distinctly punctured; intervals rather densely and finely punctate. Length 17-18 mm.

Throughout the State; frequent in damp localities. April 16-July 14. In one specimen from Vigo County the elytra are blackish-green.

297 (1003). *CHELEXIUS FESTIVUS* Say, Trans. Amer. Phil. Soc., 11, 1823, 62; *ibid.*, 11, 184.

Elongate-oval. Head and thorax green, slightly bronzed; elytra black with bluish tinge; legs and three basal joints of antennæ pale; under surface black. Head, except the middle of front, coarsely and deeply punctate. Thorax nearly as long as wide, sides feebly sinuate near base, disk coarsely and densely punctured. Elytral striae finely punctured; intervals finely, densely and indistinctly punctulate. Length 16-17 mm.

Southern part of State, frequent; much less so in the northern counties. April 12-June 28.

*C. platerensis* Chaud., 11.5 mm. in length, is recorded from Illinois and westward, and possibly occurs in western Indiana.

298 (1001). *CILLENIX DIFFINIS* Chaud., Bull. Mosc., 111, 1856, 279.

Elongate-oval, robust. Bluish with a tinge of green; elytra darker; antennæ brown, three basal joints paler. Head coarsely punctured, smooth at middle and in front. Thorax with base very little broader than apex, sides moderately curved in front, slightly converging, not sinuate near base; disk moderately convex, densely and coarsely punctured. Elytral stria with rather distant punctures; intervals flat, rather densely punctulate. Length 13-15 mm.

Throughout the State; frequent. April 11-July 14.

\*299 (996). *CILLENIX SERICEUS* Forst., Nov. Spec. Ins. Cent., 1, 1771, 58.

Elongate-oval, rather slender, convex. Bright green, sometimes with a bluish tinge; antennæ usually pale, often with the apical joints darker; under surface black. Thorax nearly quadrate, wider at base than apex, densely and rather coarsely and deeply punctate. Elytral striae fine, with rather fine, distant punctures; intervals flat, densely and finely punctate. Length 13-17 mm. (Fig. 89.)

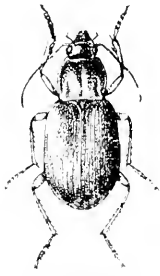


Fig. 89. < 15.  
(Original.)

Throughout the State; common about the margins of ponds, lakes and streams. April 16-December 8.

300 (1000). *CILLENIX LATICOLLIS* Say, Trans. Amer. Phil. Soc., 11, 1823, 64; *ibid.* 11, 186.

Resembles *diffinis* very closely. Differs in having the antennæ and legs uniform brownish-yellow. Thorax wider, feebly sinuate near the base, which is distinctly wider than apex; disk less densely punctured and more convex. Length 13-15 mm.

Lake and Starke counties; rare. April 8-May 28. The longer side pieces of metasternum, broader thorax, short spine near base of male femora and wholly pale antennæ easily distinguish it from *diffinis*.

*C. fusicornis* Dej., antennæ brown, the two basal joints paler, is recorded from the "Gulf States, Illinois and Missouri."

\*301 (994). *CILLENIX ERYTHROPS* Germ., Ins. Spec. Nov., 1824, 11.

Elongate-oval, very robust. Piceous-black, the thorax with a tinge of blue; legs and antennæ uniform brownish-yellow. Thorax slightly longer than wide, base broader than apex; surface densely and rather coarsely punctured. Elytral striae fine, finely punctured; intervals flat, rather densely punctulate. Front femora of male subangulate at base. Length 21-23 mm.

Throughout the State; common. January 1-September 22. Taken in Vigo County in January and February, but more common in colonies the first warm days of March.

## GROUP B.

The species of this group are, as a rule, much smaller than those of Group A. The males are without a pubescent space at tip of middle tibia, and the third joint of antennae is almost always equal to or shorter than the fourth.

## KEY TO INDIANA SPECIES OF GROUP B.

- a.* Abdomen without punctures and glabrous; thorax as broad at base as elytra, sides not sinuate, basal impressions very feeble, surface densely punctured. 302. TOMENTOSUS.
- aa.* Abdomen sparsely punctured and pubescent over the entire surface.
- b.* Sides of thorax not sinuate; prosternum not margined at tip.
- c.* Legs black; thorax as wide at base as elytra, its disk with coarse punctures very irregularly placed.
- d.* Margin of thorax not thickened; basal line angulate at humeri; purplish or violet blue above; length 8.5-9.5 mm. 303. PURPURICOLLIS.
- dd.* Margin of thorax thickened near base; humeri of elytra rounded; black above; length 11.5-12.5 mm. 304. NIGER.
- cc.* Legs reddish-yellow; thorax more finely and densely punctured, narrower at apex than base and with a narrow red margin. 305. IMPUNCTIFRONS.
- bb.* Sides of thorax distinctly sinuate; prosternum margined at tip, its side pieces coarsely punctured.
- c.* Elytral intervals finely muricate; i. e., with numerous fine, rigid points. 306. PENNSYLVANICUS.
- cc.* Elytral intervals finely and sparsely punctured, not muricate.
- f.* Head and thorax green, varying to blue, shining.
- g.* Labrum feebly emarginate; elytra very obsoletely and sparsely punctate. 307. BREXILABRIS.
- gg.* Labrum truncate. 308. TRICOLOR.
- ff.* Head and thorax coppery bronze; thorax alutaceous, subopaque, more finely and sparsely punctate. 309. NEMORALIS.

302 (1032). *CHELENUS TOMENTOSUS* Say, Trans. Amer. Phil. Soc., 11, 1823, 60; *ibid.*, 11, 483.

Broadly oval, robust. Blackish, purplish or greenish and feebly bronzed above; antennae black, two basal joints pale, the third joint longer than fourth; under surface and legs black, shining. Head nearly smooth, a few wrinkles and punctures above each eye. Thorax gradually broader from apex to base, disk densely and coarsely punctured, with a few irregular smooth spaces. Elytral striae shallow, punctures round, rather coarse; intervals feebly convex, finely punctulate and pubescent. Length 13.5-15 mm. (Fig. 90.)

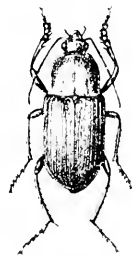


Fig. 90. - 11.  
(Original.)

Throughout the State; common. March 23-November 20. Often found at electric light and probably hibernates. The abdomen is sometimes sparsely punctured on the sides.

303 (1031). *CHELEXUS PURPUBOCCUS* Ramb., Bost. Journ. Nat. Hist., 11, 1838, 35.

Oblong-oval. Dark violet blue above, black beneath; antennæ black, basal joint pale. Thorax gradually narrower from base to apex, surface coarsely and very irregularly punctured, the sides in front of middle almost smooth. Elytral striae very fine, distantly and finely punctured; intervals flat with numerous rather coarse, simple punctures. Length 8.5-9.5 mm.

Lake and Laporte counties; rare. May 14-August 26. Occurs along the beach of Lake Michigan.

304 (1029). *CHELEXUS NIGER* Ramb., Bost. Journ. Nat. Hist., 11, 1838, 34.

Broadly oval. Uniform black throughout; head and thorax shining. Thorax one-third broader than long, apex narrower than base, hind angles obtuse; basal impressions deep; disk coarsely punctured, with irregular smooth spaces each side of middle. Elytral striae finely punctured; intervals convex, rather densely and roughly punctured. Length 11.5-12.5 mm.

Lake, Vigo and Knox counties; scarce. April 5-July 9.

305 (1025). *CHELEXUS IMPUNCTIFONS* Say, Trans. Amer. Phil. Soc., 11, 1823, 64; *ibid.*, 11, 486.

Elongate-oval. Head bright green; thorax blackish-green, subopaque; elytra black; antennæ and legs pale reddish-brown. Thorax broader than long, very flat; base as broad as elytra, hind angles obtuse. Elytral striae rather deep, finely punctured; intervals flat, finely and roughly punctate. Length 13.5-16 mm.

Throughout the State; scarce. April 16-August 26. Easily known by the very flat thorax with a narrow pale margin.

306 (1021). *CHELEXUS PENNSYLVANICUS* Say, Trans. Amer. Phil. Soc., 11, 1823, 66; *ibid.*, 11, 487.

Elongate-oval, slender. Head and thorax bright green; elytra darker green; antennæ reddish-brown, three basal joints paler; under surface black, legs pale. Thorax slightly wider than long, sides moderately curved, feebly sinuate near base; disk convex, coarsely and rather sparsely punctate; basal impressions linear, deep. Elytral striae deep, rather coarsely punctured; intervals flat, mucronate. Length 10-11.5 mm.

Throughout the State; more common in the northern half, where it often occurs in small colonies beneath rubbish along the margins of lakes. January 3-October 13.

307 (1019). *CHELEXUS BRACHYBRIS* Lec., Ann. Lye. Nat. Hist., IV, 1848, 137.

Form and color of *pennsylvanicus*. Elytra bluish-black, the intervals flat, finely and indistinctly punctured. Length 10-12 mm.

Northern half of State; scarce. April 26–November 28. Very close to *tricolor* but narrower and with the labrum feebly but distinctly and broadly emarginate, the thorax broader and less narrowed in front and the elytral striae more coarsely punctured.

308 (1018). *CHELENUS TRICOLOR* Dej., Spec. II, 1826, 331.

Elongate-oval, broader than the two preceding. Head and thorax green, elytra blackish-blue. Thorax narrower at apex than base, broader than long; sides curved and feebly sinuate behind; disk rather coarsely and densely punctured, basal impressions narrow and rather deep. Elytral striae fine, rather deep, finely punctured; intervals flat, finely, sparsely and indistinctly punctate. Length 11.5–13 mm. (Fig. 91.)

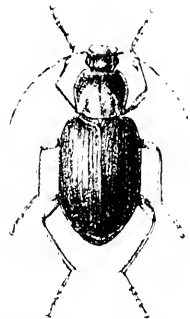


Fig. 91. 21. (Original.)

Throughout the State; frequent. April 17–November 28.

309 (1017). *CHELENUS NEMORALIS* Say, Trans. Amer.

Phil. Soc., II, 1823, 65; *ibid.* II, 187.

Form of *tricolor*. Head and thorax coppery-bronze;

elytra black with but a faint bluish tinge; antennae and legs reddish-brown. Thorax narrower at apex than base; disk alutaceous, finely and rather sparsely punctured; basal impressions narrow, deep; median line distinctly impressed its full length. Elytral striae narrow, rather coarsely punctured; intervals slightly convex, very finely and sparsely punctate. Length 11.5–13 mm.

Northern half of State; frequent. March 21–October 7. Very close to *tricolor* but the thorax distinctly alutaceous, subopaque, more convex in front and much more finely punctate.

LVI. *ANOMOGLOSSUS* Chaud., 1856. (Gr., "irregular tongue.")

The members of this genus resemble those of *Chlanius*, but differ by the entire absence of any mentum tooth and by the mandibles being longer and less curved. The entire surface of the abdomen is punctured and pubescent, the basal line of elytra is angulate at humerus and the labrum is emarginate. Two species occur in Indiana. This genus and the next are treated by:

*Horn.*—*In* Trans. Amer. Entom. Soc., V, 1876, 273–274.

*Horn.*—*In* Bull. Brook. Ent. Soc., IV, 1882, 29.

310 (1034). *ANOMOGLOSSUS EMARGINATUS* Say, Trans. Amer. Phil. Soc., II, 1823, 62; *ibid.* II, 185.

Elongate-oval, rather slender. Head bright green; thorax green tinged with bronze; elytra dark blue; antennae and legs pale. Thorax slightly longer than wide, broader at base than apex, sides not at all sinuate near base, hind angles obtuse, disk coarsely and rather closely punctate. Elytral intervals flat, densely and coarsely punctured. Length 12–14 mm.

Southern half of State, frequent; much less so northward, April 16–October 17. Resembles *Chlaenius astivus* closely in general appearance.

\*311 (1036). *ANOMOGLOSSUS PUSILLUS* Say, Trans. Amer. Phil. Soc., II, 1823, 63; *ibid.*, II, 485.

Oblong-oval. Head and thorax bluish-green; elytra dark blue, sometimes black; antennæ and legs reddish-brown. Labrum deeply emarginate. Thorax as wide as long, narrower at base than apex; sides distinctly sinuate, hind angles acute; disk coarsely, rather sparsely and deeply punctate. Elytral intervals moderately convex, coarsely and closely punctured. Length 8–8.5 mm.

Throughout the State; scarce. January 21–August 9. Occurs beneath rubbish in damp localities.

LVII. *BRACHYLOBUS* Chevrol. 1876. (Gr., "short-lobe.")

Known from allied genera by the mentum being without lobes, transversely trapezoidal, much narrowed and scarcely at all emarginate in front, its sides very obliquely truncate; mentum tooth entirely absent. One species occurs in Indiana.

\*312 (1037). *BRACHYLOBUS LEIOPHILUS* Say, Trans. Amer. Phil. Soc., II, 1823, 62; *ibid.*, II, 485.

Elongate-oval. Green or blackish-green, head and thorax shining; elytra thickly clothed with yellowish hairs; antennæ fuscous, paler at base; legs pale; under surface black. Thorax one-third broader than long, narrower at apex than base, the latter as broad as elytra; sides broadly curved, not sinuate; disk densely and coarsely punctured, hind angles obtuse. Elytral striae finely punctured, intervals flat, sparsely and finely punctulate. Pro- and mesosterna coarsely punctured. Length 9–9.5 mm.

Throughout the State; frequent. April 6–September 5. Occurs mostly in damp sandy places about the margins of lakes and streams.

LVIII. *LACHNOCREPIS* Lec. 1853. (Gr., "soft-hair-foot.")

One rather small black species, the male of which has four joints of the front tarsi rather broadly dilated, represents this genus in the United States. The principal papers treating of it and the next two are by:

*Horn.* "On the Species of *Oödes* and Allied Genera of the U. S.," *in* Trans. Amer. Ent. Soc., III, 1870, 105–109.

*Horn.* "Synoptic Table" *in* Bull. Brook. Ent. Soc., IV, 1882, 29, 30.

313 (1039). *LACHNOCREPIS PARALLELUS* Say, Trans. Amer. Phil. Soc., IV, 1831, 120; *ibid.*, 11, 532.

Elongate-oblong, parallel, subconvex. Black, shining, very finely alutaceous; antennae piceous, two basal joints paler; legs and region of hind angles of thorax reddish-brown, the latter translucent. Thorax slightly wider than long, widest a little behind the middle; apex narrower than base, the latter as wide as elytra; disk not punctured; hind angles obtuse. Elytra seven-striate, the striae parallel their full length, finely and distantly punctate; intervals subconvex, smooth. Length 9.5-10.5 mm.

Lake and Kosciusko counties; scarce. May 6-October 29. Occurs near water.

LIX. *ANATRICHS* Lee, 1853. (Gr., "without hair.")

Small oval or oblong black or piceous beetles, separated from allied genera by the characters given in the key. One species occurs in Indiana.

314 (1040). *ANATRICHS MINUTA* Dej., Spec. V, 1829, 677.

Oval, broader behind. Black, shining; antennae piceous, the basal joints and legs reddish-brown. Base of thorax as wide as elytra; sides feebly curved, converging gradually to apex; disk finely not densely punctate; basal impressions deep, short. Elytral striae deep, serrately punctate; intervals flat, minutely punctulate. Length 5-6 mm.

One specimen taken in Posey County. April 9. A member of the Austroriparian fauna.

LX. *OODES* Bon., 1813. (Gr., "egg-form.")

Small or medium sized, oval or oblong, black or greenish-black, shining beetles, resembling closely certain forms of the genus *Amara*. All have the thorax as wide at base as elytra, and the third interval of latter with two dorsal punctures behind the middle. They occur, for the most part, beneath stones, etc., along the margin of lakes and ponds. Five species have been taken in the State.

KEY TO INDIANA SPECIES OF OODES.

- a.* Elytra with seven striae equally distinct; first joint of front tarsi of male entirely spongy beneath.
- b.* Thorax broadest at base; length 7.5-9 mm. 315. *AMAROIDES*.
- bb.* Thorax broadest just in front of base; length 12.5 mm.
- c.* Elytral striae distinctly and closely punctured; form very broad. 316. *AMERICANUS*.
- cc.* Elytral striae finely and distantly punctured; form more narrow. 317. *FLUVIALIS*.

- aa.* Seventh elytral stria either entirely obliterated or replaced by fine, distant punctures; first joint of front tarsi of male spongy only at apex.  
*d.* Elytral striae punctured their entire length; tibiae and tarsi pale yellow. 318. *CUPREUS*.  
*dd.* Elytral striae not punctured; tibiae and tarsi black or piceous. 319. *LI-STRIATUS*.

315 (1011). *OÖDES AMAROIDES* Dej., Spec. V, 1829, 664.

Oblong-oval. Black or piceous, shining; margin and basal angles of thorax often translucent; antennae reddish-brown, legs piceous. Thorax gradually broader from apex to base, where it is one-half wider than long; sides feebly curved; disk smooth, basal and median impressions obsolete. Elytra with sides subparallel and very obtuse at apex; striae finely punctured; intervals flat. Length 7.5-9 mm.

Lake, Kosciusko, Marshall and Knox counties; frequent. June 17-August 17.

316 (1012). *OÖDES AMERICANUS* Dej., Spec. II, 1826, 377.

Broadly oval; black, shining, finely alutaceous; legs and antennae as in *amaroides*. Thorax gradually broader from apex to base, slightly narrower at base than immediately in front; median line fine but distinct. Elytra subparallel; striae moderately deep, finely and closely punctured; intervals feebly convex. Length 12.5 mm.

Knox and Vigo counties; scarce. April 23-September 2.

317 (1013). *OÖDES FLUVALIS* Lec., N. Sp. N. Amer. Col., I, 1863, 43.

Resembles the preceding but narrower and more convex. Thorax less rounded in at base, with more distinct median line. Elytral striae less deep, very finely, distantly and indistinctly punctured; intervals flat. Length 12.5 mm. (Fig. 92.)

Lake, Marshall, Kosciusko and Marion counties; scarce. May 15-August 27.

318 (1015). *OÖDES CUPREUS* Chaud., Bull. Mosc., IV, 1843, 761.

Elongate-oval, rather slender. Greenish-bronze; margin of thorax and elytra often bright green, shining; antennae and femora piceous, the two basal joints of former paler. Elytral striae shallow, the seventh wholly absent; intervals flat. Length 10 mm.

Throughout the State; frequent. August 17-November 9.

319 (1018). *OÖDES LI-STRIATUS* Chaud., Bull. Mosc., IV, 1843, 759.

Elongate-oval, robust. Greenish-black, slightly bronzed; antennae dark reddish-brown. Thorax gradually broader from apex to base; median line very faint. Elytra rather deeply striate, the seventh lacking; intervals feebly convex, finely alutaceous. Length 11.5 mm.

Martin, Clark, Floyd and Posey counties; scarce. April 11-September 27. Ranges from Ohio to Louisiana and Texas.



Fig. 92. - 13.  
(Original.)



## Tribe III. HARPALENI.

Antennæ usually slender, arising from beneath a slight frontal ridge, two basal joints, sometimes a portion of the third, glabrous. Head often large, usually moderate, not narrowed to a neck; labrum moderately prominent, truncate or emarginate; mandibles stout, acute at tip and without bristle-bearing puncture on outer side; mentum broad, emarginate, with or without a median tooth. Thorax variable in form, with a lateral seta, but none in the hind angles. Body sometimes subpedunculate; scutellum distinct. Elytra usually margined at base, sides narrowly inflexed, surface striate, often densely punctured, either pubescent or smooth, with or without dorsal punctures. Prosternum not prolonged; hind coxæ contiguous; front tarsi with the outer apical angle spinous or obtusely prolonged.

The tribe is a large one, being represented in the United States fauna by 17 genera, 14 of which occur in Indiana. Many of these have been established on trivial or sexual characters, so that they are difficult to distinguish unless both sexes are at hand. To make shorter an otherwise long generic key, the genera are distributed by Here among four subtribes, three of which are represented in Indiana.

## KEY TO INDIANA SUBTRIBES OF HARPALENI.

- a.* Front tarsi of male feebly or not at all dilated, pilose or spinose beneath; eyes, except in *Agnosticus*, small and widely separated from the mouth beneath; oblong or oval convex species, usually piceous or br. whitish-yellow in hue. Subtribe A., p. 173.
- t.* Front tarsi of male dilated; less convex, black, brown or piceous, rarely brownish-yellow species.
- b.* Dilated joints of front tarsi with two rows of small scales beneath. Subtribe B., p. 178.
- bb.* Dilated joints of front tarsi densely spongy pubescent or brush-like beneath. Subtribe C., p. 193.

## Subtribe A. (DAPT.)

To this group belong five Indiana genera, separated as follows:

## KEY TO INDIANA GENERA OF GROUP A.

- a.* Mandibles prominent, crossing at an angle, deeply strigose at tip; body subpedunculate; front tibiae strongly fossorial. LXI. *Geophilus*.
- aa.* Mandibles not prominent, at most feebly crossing; body not pedunculate.

*b.* Outer apical angle of front tibiæ prolonged; form robust; length 14 mm. LXII. NOTHOPUS.

*bb.* Outer apical angle of tibiæ not prolonged; form less robust; length less than 11 mm.

*c.* Mentum toothed; hind angles of thorax sharply rectangular; length 8-10 mm. LXIII. CRATACANTHUS.

*cc.* Mentum not toothed; length less than 8.5 mm.

*d.* First joint of hind tarsi slightly longer than second; outer edge of middle tibiæ rather flat and with a double row of spinules closely placed; elytra with one dorsal puncture. LXIV. AGONODERUS.

*dd.* First joint of hind tarsi nearly as long as the next three; middle tibiæ with the spinules sparsely placed, in the male curved and serrate on the inner side; three rows of dorsal punctures. LXV. DISCODERUS.

### LXI. GEOPHUS Lec. 1848. (Gr., "earth-dirt.")

Represented in the United States by one medium-sized robust species which burrows deeply in damp, sandy localities. The surface is smooth and glabrous, thus favoring its subterranean life. It may often be taken by suddenly turning over an old log partly buried in sand.

320 (1052). GEOPHUS INCRASSATUS Dej., Spec. IV, 1828, 21.

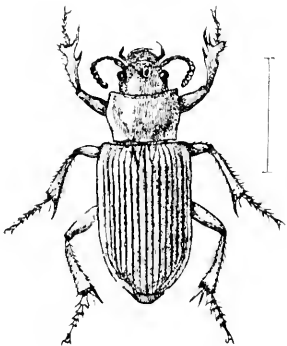


Fig. 93. Line shows natural length.

Oblong, convex. Brownish-yellow; front and middle of thorax and disk of elytra often more or less piceous. Thorax one-half broader than long, gradually narrowed behind the middle; base a little narrower than elytra, region of the hind angles depressed. Elytra sinuate near apex, striae moderately deep, not punctured; intervals slightly convex. Length 13.5-15 mm. (Fig. 93.)

Lake, Laporte, Marion and Vigo counties; scarce. April 23-June 15. Four were taken at electric light in Terre Haute on June 9.

### LXII. NOTHOPUS Lec. 1853. (Gr., "spurious-foot.")

Represented in the United States by a single rather large, robust black or piceous beetle, having the outer angle of front tibia narrowly prolonged and rather deeply sinuate above the tooth. It occurs from the Rocky Mountains eastward to Illinois and rarely to northern Indiana.

321 (1054). *Nothopus grossus* Say, Trans. Amer. Phil. Soc., IV, 1831, 130, ibid., II, 543.

Robust, convex. Black, shining; antennae and legs piceous. Thorax nearly twice as wide as long, as wide at base as elytra; basal margin depressed, especially so in the region of the hind angles, which are rectangular; disk sparsely but rather coarsely punctured near base and apex. Elytral striae line, not punctured; third, fifth and seventh intervals each with five to eight distinct seta-bearing punctures. Length 11 mm.; width 7 mm. (Fig. 91.)

Known from Indiana by a single specimen taken by Wolcott on the beach of Lake Michigan, near Pine, Lake County, July 25. Mr. Wolcott had previously taken a specimen near Bloomington, Illinois. This is the species usually known as *N. sabroides* Lee. Say's description is, however, sufficient for determination and has priority.

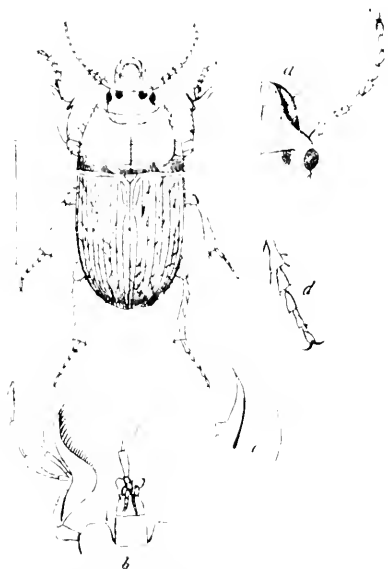


Fig. 91. *Nothopus grossus* Say: a, antenna; b, maxilla and palpi; c, mandible; d, tarsus. (After LeConte.)

#### LXIII. CRATACANTHUS Dej., 1825. (Gr., "strong spine.")

One medium-sized, oblong convex beetle represents this genus in the United States. It occurs about gardens and the borders of cultivated fields, and is often thrown out by spading and plowing. It is sometimes attracted by electric light.

322 (1056). *CRATACANTHUS DUBIUS* Beauv., Ins. d'Amer., 1805, 108.

Oblong, convex. Piceous, glabrous; legs and antennae reddish-brown. Thorax one-half broader than long; sides broadly curved from apex to behind middle, thence strongly sinuate to base, which is narrower than apex; basal impressions short, smooth or with a few coarse punctures. Elytral striae deep, not punctured; intervals slightly convex. Length 8-10 mm.

Throughout the State; frequent. May 14 September 23.

#### LXIV. AGONODERUS Dej., 1825. (Gr., "without angle-neck.")

Small brownish-yellow oblong beetles, having the mentum not toothed and the front tarsi alike in form in both sexes. Our species diminish in size in the order given in key. They occur beneath rubbish about gardens and cultivated fields. Several of them li-

bermate and are on the wing in great numbers during the first warm days of spring. They are also very common about electric lights in spring and early summer.

The following papers treat of this genus and two of those which follow:

*LeConte*. "Notes on the Species of *Agonoderus*, *Bradycellus* and *Stenolophus* inhabiting America North of Mexico," in Proc. Phil. Acad. Nat. Sci., 1868, 373-382.

*LeConte*. "Synoptic Table," in Bull. Brook. Ent. Soc., VI, 1883, 13, 50, 53.

Five species of *Agonoderus* have been taken in Indiana, while two others perhaps occur.

KEY TO INDIANA SPECIES OF AGONODERUS.

- a*. Body stouter and more convex; thorax transverse, quadrate-oval; hind angles of thorax strongly rounded; length 6.5-8.5 mm.
- b*. Pale yellow; two spots on disk of thorax and two stripes on elytra dark; scutellar stria long; one dorsal puncture. 323. LINEOLA.
- bb*. Dark brownish-yellow or piceous, narrow margin of thorax and broader one of elytra pale; scutellar stria shorter; dorsal punctures wanting. INFUSCATUS.
- aa*. Body more elongate, less convex; thorax scarcely wider than long, more or less distinctly narrowed behind; elytra with one dorsal puncture.
- c*. Larger, 5.5-7 mm.; pale, elytra with a wide black stripe, divided by the suture; disk of thorax often with a large dusky spot; head black. 324. PALLIPES.
- cc*. Smaller, 2.5-4 mm.
- d*. Head black; scutellar stria distinct.
- c*. Thorax pale, without blackish spot; body beneath wholly or in part dusky.
- f*. Basal impressions well marked, with a few coarse punctures; elytra with a broad ill-defined dusky cloud divided by the sutural interval; thorax dusky beneath. 325. PARTIARUS.
- ff*. Basal impressions less marked, with few if any punctures; elytra more or less dusky with suture and margin pale; thorax pale beneath. 326. PAUPERCULUS.
- cc*. Thorax with a large blackish spot on disk; elytra blackish with suture and margin brownish yellow. INDISTINCTUS.
- dd*. Head pale, of the same color as thorax; body beneath yellowish or reddish-brown; scutellar stria short or wanting. 327. TESTACEUS.

323 (1059). *AGONODERUS LINEOLA* Fab., Ent. Syst., I, 1795, 155.

Oblong, convex. Color as given in key; head with a crescent shaped black spot; elytral dark stripes separated by the sutural interval. Thorax one-fourth broader than long, basal depressions small, finely punctured, hind angles much rounded. Elytra minutely alutaceous; intervals feebly convex. Length 7.5-8.5 mm.

Lake, Vigo and Kosciusko counties; frequent. April 23-June 9. Probably occurs throughout the State.

*A. infuscatus* Dej., 5-6.5 mm. in length, ranges from New York southward and has been reported by Dury from Cincinnati.

3321 (1061). *AGONODERUS PALLIDUS* Fab., Ent. Syst., 1, 1795, 159.

Oblong, less convex. Color as given in key, sometimes almost wholly pale; antennae dark reddish-brown, the basal joints and legs pale. Thorax with hind margin and shallow basal impressions finely punctured, hind angles obtuse. Elytra with deep smooth striae; intervals convex. Length 5-6 mm. (Fig. 95.)

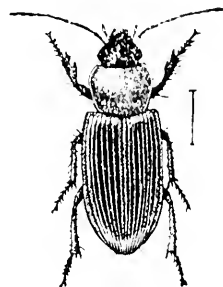


Fig. 95.

Throughout the State; common. January 21-September 18. Occurs in abundance at electric lights. The more northern specimens are larger, 6-7 mm. in length, with head a deeper black, elytral dark stripe wider and scutellar striae one-half or more longer. The name *commisus* was given them by Fabricius, and they represent at least a distinct variety.

3325 (1062). *AGONODERUS PARTIARIUS* Say, Trans. Amer. Phil. Soc., II, 1823, 90; *ibid.*, II, 504.

Oblong, subconvex. Antennae brownish, legs pale. Thorax as wide as long, sides broadly curved; disk convex, median impressed line deep, a few fine punctures near apex and coarser ones in the basal impressions; hind angles rounded. Elytral striae deep; intervals convex. Length 3.5-4 mm.

Throughout the State; common. February 5-November 11.

3326 (1063). *AGONODERUS PAUPERCLUS* Dej., Spec. IV, 1828, 453.

Oblong, slender. Reddish-brown; elytra more or less dusky or piecous, the suture and margins pale. Thorax minutely alutaceous, more narrowed behind; basal impressions more shallow; disk less convex, without punctures near apex. Elytral striae fine, intervals flat. Length 3-3.5 mm.

Throughout the State; frequent. March 20-November 30.

*A. indistinctus* Dej., 3-4 mm., is recorded from New York and New Jersey, and also by Dury from near Cincinnati. I have not seen a specimen from Indiana.

3327 (1065). *AGONODERUS TESTACEUS* Dej., Spec. IV, 1828, 169.

Oblong, subconvex. Uniform reddish-brown above, disk of elytra sometimes with a faint dusky cloud; antennae dusky, basal joints and legs pale yellow. Thorax as wide as long, sides broadly curved, hind angles much rounded; basal impressions faint with a few large punctures; disk convex, sparsely punctate near apex, median line deep. Scutellar striae of elytra punctiform. Length 2.5-3 mm.

Dubois, Crawford and Jennings counties; scarce. May 1–May 17.

LXV. *Discoderus* Lec., 1853. (Gr., "disk : neck.")

Oblong black or piceous beetles, of small or medium size, having the basal joint of hind tarsi elongate and the second, fifth and seventh dorsal striae each with a number of small dorsal punctures. The males have but one bristle-bearing puncture on each side of the last ventral segment, while the females have two. The genus is treated by:

*Horn.*— *In* Bull. Brook. Ent. Soc., VI, 1883, 52.

One species occurs in Indiana.

328 (1067). *DISCODERUS PARALLELUS* Hald., Proc. Phil. Acad. Nat. Sci., I, 1842, 301.

Elongate-oblong. Black, subopaque, finely alutaceous; antennæ pale reddish-brown; under surface and legs piceous. Thorax as broad as long, slightly narrower at apex than base; disk strongly convex, side margin narrowly depressed toward the base and with numerous minute punctures; hind angles rounded. Elytral striae rather deep, intervals convex. Length 7–7.5 mm.

Putnam and Marion counties; rare. September 7–October 1.

Subtribe B. (*HARPALI*.)

To this group Horn ascribes eight genera, seven of which are represented in Indiana.

KEY TO INDIANA GENERA OF GROUP B.

- a.* Antennæ with only two basal joints glabrous.
- b.* Last joint of labial palpi shorter than the preceding, the latter with a number of setæ in front.
  - c.* Front tarsi dilated in both sexes, the first joint only in the female; body not pedunculate. LXVI. *GYNANDROPUS*.
  - cc.* Front tarsi dilated in the male only.
    - d.* Elytra with at most one dorsal puncture; first joint of hind tarsus not longer than the two following. LXVII. *HARPALUS*.
    - dd.* Elytra with three rows of dorsal punctures; first joint of hind tarsus equal to the next three; length 5–10 mm.
      - LXVIII. *SELENOPHORUS*.
- bb.* Last joint of labial palpi equal to or even a little longer than the preceding, the latter with only two setæ.
  - c.* Next to last joint of front and middle tarsi of male bilobed; middle tarsi dilated; length less than 8 mm. LXIX. *STREXOLOPHUS*.
  - cc.* Next to last joint simply emarginate; middle tarsi of male not or very feebly dilated.

*f.* Mentum not toothed; elytra frequently with several dorsal punctures; length less than 3.5 mm. LXX. *ACTALPUS*.

*ff.* Mentum toothed; elytra with a single dorsal puncture; length 4.5-5.5 mm. LXXI. *BRADYCELLUS*.

*aa.* Antennae with three basal joints glabrous; mentum toothed; middle tarsi of males with two rows of small scales beneath; length 5.5-7 mm. LXXII. *TACHYCELLUS*.

LXVI. *GYXANDROPUS* Dej. 1825. (Gr., "of doubtful sex" feet.)

Small oblong black beetles having the first joint of front tarsi of males almost as long as the next two. One species occurs in Indiana.

329 (1971). *GYXANDROPUS HYLACIS* Say, Trans. Amer. Phil. Soc., 11, 1823, 31; *ibid.* 11, 459.

Elongate, rather slender, parallel. Black, strongly shining; antennae and legs pale, the former dusky toward apex. Thorax convex, as long as wide, narrower at base than elytra, widest at middle, sides broadly curved; basal depressions distinct, coarsely punctured; hind angles obtuse. Elytral striae moderately deep, the second, fifth and seventh each with a number of fine dorsal punctures. Length 7.5 mm.

Starke, Marion, Putnam, Jackson and Dubois counties; scarce, March 31-November 23. Occurs beneath bark.

LXVII. *HARPALUS* Lat. 1802. (Gr., "greedy.")

Large or medium-sized beetles, usually oblong in form and rather flat, having the thorax nearly square; elytral striae not punctured; first joint of hind tarsi never longer than the next two. The males have the first four joints of the front and middle tarsi dilated, the dilated joints scaly beneath. They occur beneath logs and rubbish, most commonly about the margin of cultivated fields, and for the most part are considered beneficial, though the largest and one of the most common, *H. caliginosus*, is a seed eater and it is claimed feeds largely upon clover and grass seeds. In 19 specimens dissected by Dr. Forbes, only about 12 per cent. of the food was of animal origin, principally caterpillars and ants, while seeds and other tissues of grasses made up 14 per cent. The only paper treating of the genus is by

*LeConte*,--"Notes on the Species of Harpalus Inhabiting America North of Mexico," *in* Proc. Phil. Acad. Nat. Sci., 1865, 98-104.

The genus is a large one, about 50 species being known from the United States. Of these 17 have been taken in Indiana, while eight others perhaps occur. For convenience the Indiana species may be divided into two groups:

## KEY TO GROUPS OF INDIANA HARPAUS.

- a.* Elytra without a dorsal puncture on the third interval. Group A.  
*aa.* Elytra with a small dorsal puncture on the third interval behind the middle and near the second stria. Group B.

## GROUP A.

To this group as defined above belong our largest and most common species. In the keys which follow the "accessory setæ" refer to long bristles located about midway between the ambulatorial setæ and the side of the abdomen.

## KEY TO INDIANA SPECIES OF GROUP A.

- a.* Elytra distinctly, sometimes deeply, sinuate at tip; abdomen without accessory setæ.  
*b.* Color above not (or very rarely) black or piceous; thorax distinctly narrower behind the middle; elytra deeply sinuate, outer angle acute in female.  
*c.* Pale reddish-brown above, elytra often darker; body elongate; length 11 or more. 330. ERRATICUS.  
*cc.* Metallic green or coppery (very rarely black); length 9.5-10 mm. VIRIDULENEUS.  
*bb.* Uniform black, piceous or dark reddish-brown above; elytra much less deeply sinuate, the outer angle not acute in female.  
*d.* Mentum not toothed; legs black; length 21-25 mm. 331. CALIGINOSUS.  
*dd.* Mentum toothed; legs and antennæ reddish-brown.  
*c.* Uniform piceous or dark brownish-red above; thorax nearly square, its side margins depressed, scarcely wider behind.  
*f.* Intervals of elytra more or less convex; sides of thorax feebly rounded; length 12.5 mm. 332. FAUNUS.  
*ff.* Intervals flat; sides of thorax more rounded in front; length 10.5-12 mm. 333. CONVIVUS.  
*cc.* Uniform black above.  
*g.* All the intervals of elytra of female densely punctate; in male those on sides only; length 13.5-15 mm. 334. VAGANS.  
*gg.* Discal intervals of elytra of female not or sparingly punctate.  
*h.* Thorax slightly narrowed in front, not narrowed behind; region of the basal angles strongly depressed, densely punctate. 335. PENNSYLVANICUS.  
*hh.* Thorax slightly narrowed behind, not narrowed in front; region of the basal angles feebly depressed.  
*i.* Larger, 13.5-16 mm.  
*i.* Thorax one-third or more broader than long; sides of elytra not punctate. 336. COMPAR.  
*ii.* Thorax nearly as long as broad; sides of elytra finely punctate. 337. LONGIOR.  
*ii.* Smaller, 10.5-12 mm.; margin of thorax narrowly reddish-brown, translucent. 338. ERYTHROPS.



aa. Elytra very slightly or not at all sinuate at tip; abdomen with accessory setae on sides, arising from distinct punctures; mentum tooth entirely wanting; body oblong-oval; color uniform pale brownish-yellow.

330. (1079). *HARPALES ERRATICUS* Say, Trans. Amer. Phil. Soc., 11, 1823,

27; *ibid.* 11, 155.

Elongate, parallel. Reddish-brown above; under surface and legs red-dish-yellow. Thorax slightly broader than long, basal impressions broad, shallow, rather closely and finely punctate; hind angles obtuse, slightly rounded. Elytra very deeply sinuate at tip, outer angle of sinuation acute and toothed in female; striae deep; intervals convex. Length 14.5-18 mm.

Throughout the State in sandy localities; frequent. April 10-October 25. Sometimes taken at electric light.

*H. viriditarsus* Beany., has been taken by Wolcott and others along the beach of Lake Michigan at Chicago. It undoubtedly occurs in Lake and Porter counties, but no authentic Indiana specimen is at hand.

331 (1083). *HARPALES CALIGINOSUS* Fab., Syst. El., 1, 1801, 188.

Elongate, robust. Black; antennae and tarsi reddish-brown. Thorax broader than long, as broad at base as elytra, narrower in front; basal impressions broad, shallow, densely and finely rugose-punctate; hind angles rectangular. Elytra deeply striate; intervals moderately convex. Length 21-25 mm. (Fig. 79.)

One of the most common of our large beetles. Occurs everywhere throughout the State and sometimes attracted by thousands to the electric lights of the larger cities. One of these swarms occurred in Indianapolis June 14, 1900. Often seen roaming about in daytime in stubble and cornfields, and in early autumn feeding upon the seeds of ragweed. The female of a pair in copulation was noted so feeding September 16. She removed, bit into and devoured a seed kernel every 40 seconds, this being the average time during fifteen minutes' observation. April 6-November 21.

332 (1084). *HARPALES FAUCUS* Say, Trans. Amer. Phil. Soc., 11, 1823, 28; *ibid.* 11, 157.

Oblong, parallel. Uniform dark reddish-brown; antennae and legs pale. Thorax as broad as long, sides feebly rounded; basal impressions broad, shallow, distinctly punctured, the punctures extending across the base. Elytral striae moderately deep, intervals alutaceous, the fifth and seventh, and sometimes the apical portion of the third with a row of dorsal punctures in the female. Length 11-12 mm.

Throughout the State; frequent. April 26-September 20.

333 (1085). *HARPALES CONVIVUS* Lec., Proc. Phil. Acad. Nat. Sci., 1865, 102.

Slightly smaller and more narrow than *faucus*, which it resembles

closely in color and structure. Thorax more rounded on the sides in front, distinctly transverse, very slightly narrowed behind and with deeper basal impressions. Length 10.5-11.5 mm.

Marion, Vigo and Crawford counties; rare. May 20–November 8.

334 (1086). *HARPALUS VAGANS* Lec., Proc. Phil. Acad. Nat. Sci., 1865, 102.

Elongate-oblong. Blackish-piceous; antennæ, palpi and legs reddish-brown; under surface reddish-yellow. Thorax slightly broader than long, feebly narrowed behind the middle, hind angles obtuse; basal impressions shallow, rather broad, ill defined, densely and finely punctate. Elytral striae shallow; intervals strongly alutaceous, flat, densely and finely punctate in the female; subconvex, the fifth to eighth sparsely punctate in the male. Length 13.5-14.5 mm.

Southern two-thirds of the State; scarce. April 6–October 17. The females of this species are easily recognized. The males can be told from those of *pennsylvanicus* by the thorax being narrowed behind, and from those of *compar*, which they closely resemble, by the punctures of fifth to eighth intervals.

\*335 (1087). *HARPALUS PENNSYLVANICUS* Dej., Spéc. IV, 1828, 108.

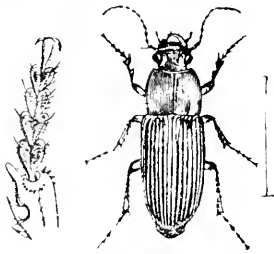


Fig. 96. (After Riley.)

Oblong-robust, subparallel. Black, moderately shining; antennæ and legs reddish-yellow; under surface dark reddish-brown to piceous. Thorax broader than long, sides gradually curved, base as wide as elytra, hind angles obtuse; margin in front of the angles depressed and, together with the large basal impressions, densely and finely punctate. Elytral striae moderately deep; intervals convex, alutaceous, the fifth to eighth with numerous small punctures in female, very sparsely punctate in male. Length 13-15.5 mm. (Fig. 96.)

Common throughout the State. February 6–October 10. Often seen at electric lights. Feeds on ragweed and other seeds and also on caterpillars, etc.

336 (1087a). *HARPALUS COMPAR* Lec., Ann. Lyc. Nat. Hist., IV, 1848, 395.

Resembles *pennsylvanicus* but distinguished by characters given in key. Thorax quadrate, broader in proportion to its length (5.5 x 4 mm.), much less depressed in region of hind angles; elytral intervals alutaceous, 5 to 8 not punctate in either sex. Length 14-16.5 mm.

Throughout the State; frequent. April 9–October 17. This and the next two are listed by Henshaw and others as varieties of *pennsylvanicus*, but in my opinion are valid species; the separating

characters, when once recognized, being more evident than in many of the species of *Bembidium*, *Chlaenius* and other genera of the family.

337 (1087b). *HARPALUS LONGIOR* Kirby, *Fam. Bor. Amer.*, IV, 1838, 43.

Elongate, narrower than the two preceding. Thorax about as long as broad (1.5 x 4 mm.), gradually narrower behind the middle, distinctly narrower at base than in *compur*; hind angles obtuse; basal impressions wide, shallow, densely punctate. Elytra ahitaceous, intervals of male subconvex, the fifth to eighth finely and sparsely punctate. Length 13.5-15 mm.

Marion, Vigo and Floyd counties; scarce. June 2-September 11.

338 (1087c). *HARPALUS ERYTHROPUS* Dej., *Spec.* IV, 1828, 258.

Oblong. Thorax nearly square, slightly narrowed behind, sides feebly curved, hind angles but little rounded; basal impressions broad, shallow, finely and densely punctate. Elytral intervals ahitaceous, not punctate. Length 10.5-12 mm.

Southern half of State, common; less so northward. April 27-October 5. A pair were taken mating on September 29.

339 (1119). *HARPALUS TESTACEUS* Lec., *Trans. Amer. Phil. Soc.*, X, 1853, 385.

Oblong-oval. Color given in key. Thorax one-half broader than long, sides feebly curved to behind the middle, thence sinuate to base; margin rather broad, depressed, with a row of punctures; hind angles rectangular, basal impressions small, sparingly punctate. Elytral striae deep; intervals convex. Length 10-10.5 mm.

Starke and Posey counties; scarce. August 23-September 19. Occurs in sandy localities. The hind angles are more prominent than in any other species of *Harpalus*.

#### GROUP B.

The species of this group average much smaller than those of Group A.

##### KEY TO INDIANA SPECIES OF GROUP B.

- a. Elytra obliquely but distinctly sinuate at tip; abdomen without accessory setae.
- b. Bicolored above; head and thorax reddish-brown, elytra black or piceous.
  - c. Thorax scarcely narrowed behind; basal depressions shallow, finely punctured. 310. *DICHROUS*.
  - cc. Thorax distinctly narrowed behind; basal impressions deeper, more coarsely punctured. 311. *ALPHECUS*.
- bb. Uniform black or piceous above.
  - d. Legs reddish-brown; extreme margin of thorax pale.

- c.* Thorax distinctly narrowed behind, sides not depressed, base not punctured; elytra not alutaceous.
- f.* Length 9.5-10 mm. SPADICEUS.
- ff.* Length 7.5-8 mm. 342. AUTUMNALIS.
- cc.* Thorax not narrowed behind.
- g.* Body oblong-oval; thorax not distinctly narrowed in front.
- h.* Hind angles of thorax obtuse or but very slightly rounded.
- i.* Base of thorax finely punctured; length 8.5-10.5 mm. FALLAX.
- ii.* Base coarsely punctured; epipleura reddish-brown; length 7.5-10 mm. PLEURITICUS.
- hh.* Hind angles distinctly rounded; thorax one-half wider than long; length 8-10 mm. 343. DERIVAGUS.
- gg.* Body nearly elliptical; thorax narrowed in front.
- i.* Elytra alutaceous; sides of thorax feebly depressed; length 8.5 mm. OPACIPENNIS.
- jj.* Elytra not alutaceous; sides of thorax not depressed; length 6-7.5 mm. 344. NITIDULUS.
- dd.* Legs, or at least the femora, black or piceous; margin of thorax not paler.
- k.* Head decidedly narrower than thorax.
- l.* Thorax not much wider than long; tibiae and tarsi reddish-brown; length 9-9.5 mm. INNOCENS.
- ll.* Thorax distinctly wider than long; legs wholly black; length 10-11.5 mm. RUFIMANS.
- kk.* Head very large, scarcely narrower than thorax.
- m.* Sides of thorax distinctly depressed, hind angles rectangular; length 12-14 mm. 345. LATICEPS.
- mm.* Sides of thorax not depressed, hind angles rounded at apex; length 13-14 mm. 346. VITICUS.
- aa.* Elytra very slightly sinuate at apex; abdomen with accessory setæ; piceous, thorax and elytra greenish-bronzed. GRAVIS.

340 (1076). HARPAUS ECHINATUS Dej., Spec. IV, 1828, 258.

Oblong-oval. Color given in key; elytra strongly iridescent; antennæ and legs pale. Thorax broader than long; sides broadly rounded, rather widely depressed; hind angles obtuse, somewhat rounded; base finely punctured. Elytral striae deep; intervals convex. Length 10-11 mm.

Throughout the State; frequent. April 26-November 20. Occurs beneath logs in dry, open woods. Due to its iridescence and bi-colored upper surface, this is the prettiest member of the genus.

341 (1077). HARPAUS VULPECULUS Say, Trans. Amer. Phil. Soc., 11, 1823, 30; *ibid.* 11, 158, 515.

Oblong-oval. Color of *dichrous*, the elytra usually paler and less iridescent. Thorax broader than long, sides rounded in front, oblique and distinctly converging behind; hind angles rectangular. Elytral striae moderately deep; intervals convex. Length 8.5-9.5 mm.

Throughout the State; frequent in the southern counties, less so northward. April 10-September 6.

*H. spadicus* Dej. is said to occur from New Jersey westward.

312 (1078). *HARPAUS AUTUMNALIS* Say, Trans. Amer. Phil. Soc., 11, 1823, 18; *ibid.*, 11, 173.

Oblong-oval. Black or piceous, shining; antennae, legs and narrow edge of thorax reddish-brown. Thorax nearly square, sides feebly curved to behind middle, thence straight and converging to base; hind angles obtuse; basal impressions distinct, small, narrow. Elytral striae fine; intervals flat. Length 7.5-8 mm.

Lawrence and Crawford counties; scarce. May 11-May 26. Occurs on high dry hills. Resembles *herbivagus* but smaller, more shining and with basal impressions of thorax deeper and more narrow.

*H. fallax* Lec. and *H. pleuriticus* Kirby are both recorded as occurring from "New York, New Jersey and westward." The last-named is a boreal species and if found in Indiana it will probably be in the northern counties.

313 (1094). *HARPAUS HERBIVAGUS* Say, Trans. Amer. Phil. Soc., 11, 1823, 29; *ibid.*, 11, 457.

Oblong-oval. Black or piceous; narrow margin of thorax and elytra reddish, translucent; under surface piceous; antennae and legs reddish-brown. Thorax one-half wider than long; basal impressions rather shallow, ill-defined, sparsely and finely punctured; region of hind angles slightly depressed. Elytra alutaceous, the striae shallow; intervals feebly convex. Length 8-10 mm.

Throughout the State; common. April 1-October 21.

*H. opacipennis* Hald. is recorded as occurring from Pennsylvania to Kansas.

314 (1098). *HARPAUS NITIDULUS* Chaud., Bull. Mosc., IV, 1833, 788.

Elliptical. Piceous, strongly shining both above and beneath; narrow margin of thorax reddish; antennae and legs reddish-brown. Thorax quadrate, slightly wider than long, sides feebly curved, hind angles rounded; basal depressions very small and shallow, not punctured. Elytral striae rather deep; intervals slightly convex. Length 5.5-7 mm.

Southern half of State; scarce. April 11-July 2.

*H. innocuus* Lec., and *H. rafinanus* Lec. are both boreal species, described from Lake Superior and since taken in New York and Pennsylvania, which may occur in northern Indiana.

315 (1107). *HARPAUS LATICLIPS* Lec., Agass. Lake Sup., 1850, 208.

Oblong-oval, robust. Black, shining; antennae and tarsi reddish-brown, tibiae piceous. Thorax one-third broader than long, as broad at base as ely-

tra, hind angles rectangular; basal impressions distinct, rather broad, finely and sparsely punctured. Elytral striae very fine; intervals flat, minutely alutaceous. Length 12-15 mm.

Franklin, Monroe and Vigo counties; scarce. May 8-December 18.\* Readily known by the black legs and broad head. Occurs in sandy upland woods.

346 (1108). *HARPALUS VIDUUS* Lec., Proc. Phil. Acad. Nat. Sci., 1865, 103.

Oblong-oval. Black or picceous, shining; antennae and tarsi dark reddish-brown. Resembles *laticeps*, but the head is not quite so broad, the hind angles of thorax are more rounded and the basal impressions more narrow and deeper. Length 13 mm.

Known from Indiana by two specimens taken in Vigo and Parke counties. May 13-May 24. Described from Rock Island, Illinois.

*H. gravis* Lec., 9 mm. in length, was described from Texas and has been recorded by Dury from Cincinnati.

LXVIII. *SELENOPHORUS* Dej., 1826. (Gr., "moon or light + bearing.")

Small oblong or oval, black or picceous beetles, closely resembling the smaller forms of *Harpalus* but differing by having three rows of dorsal punctures, situated on the second, fifth and seventh elytral striae. The males have the front and middle tarsi moderately dilated, with two rows of scale-like papillae on the first four joints. They occur, for the most part, in sandy or dry localities. Four species have been taken in Indiana, while one other perhaps occurs. The literature treating of the genus is as follows:

*Horn*.—"Critical Notes on the Species of *Selenophorus* of the United States," in Proc. Amer. Phil. Soc., XIX, 1880, 178.

*Horn*.—"Synoptic Table," in Bull. Brook. Ent. Soc., V, 1882, 8.

KEY TO INDIANA SPECIES OF *SELENOPHORUS*.

- a*. Prosternum obtuse at tip, not margined.
  - b*. Upper surface with a bronzed lustre; elytral punctures very small, the intervals smooth; length 5-6.5 mm. 347. *PEDICULARIUS*.
  - bb*. Upper surface black, more or less iridescent.
    - c*. Thorax as wide or wider at base than apex.
      - d*. Outer interval not punctulate; length 7.5 mm. 348. *GAGATINUS*.
      - dd*. Outer interval of elytra finely punctulate; length 9-10 mm. 349. *OPALINUS*.
    - cc*. Thorax distinctly narrowed at base, hind angles obtuse; marginal interval punctulate; length 6.5 mm. 350. *IRIPENNIS*.
- aa*. Prosternum horizontal, tip slightly prolonged and margined; thorax broader at base than apex, its sides nearly regularly curved. 350. *ELLIPTICUS*.

\* The *H. montanus* of my paper, "The Winter Insects of Vigo County, Indiana," Psyche, Feb., 1896: 339.

347 (1125). *SELENOPHORUS PEDICULARIS* Dej., Spec. IV, 1828, 100.

Oblong-oval. Piceous, shining, surface bronzed; antennae dusky, the basal joints and legs reddish-brown. Thorax quadrate, slightly broader at base than apex; sides curved, hind angles obtuse, basal impressions scarcely distinct. Elytra alutaceous, finely striate; intervals flat, smooth, the outer one punctulate; apex feebly sinuate. Length 5-6.5 mm.

Lake, Vigo and Crawford counties; scarce. April 5-August 17.

348 (1130). *SELENOPHORUS GAGATINUS* Dej., Spec. IV, 1828, 112.

Oblong. Black, iridescent; femora piceous; antennae, tibiae and tarsi reddish-brown. Thorax quadrate, slightly broader than long; margin very narrow, not translucent; hind angles obtusely rounded; basal depressions evident but shallow, finely and sparsely punctate. Elytra slightly wider than thorax, the punctures scarcely visible; intervals slightly convex. Length 7.5 mm.

Crawford County; scarce. May 16. Occurs beneath stones on high, dry hills.

349 (1131). *SELENOPHORUS OPALINUS* Lec., List Col. N. Amer., 1863, 43.

Oblong-oval. Black, strongly iridescent; antennae and legs reddish yellow. Thorax one-third broader than long, base as wide as apex, sides feebly curved; margin narrowly flattened and translucent; basal impressions obsolete, the base finely and sparsely punctate. Elytra rather deeply striate; intervals feebly convex, minutely and sparsely punctate. Length 9-10 mm.

Throughout the State; frequent. April 16-July 25. Our largest species. Occurs beneath bark.

*S. iripennis* Say is known from Illinois, Georgia and Texas, and probably occurs in southern Indiana.

350 (1134). *SELENOPHORUS ELLIPTICUS* Dej., Spec. IV, 1828, 108.

Oblong-oval or elliptical. Black, subopaque, alutaceous; antennae and legs reddish-yellow. Thorax as wide as elytra, their margins nearly continuous; hind angles rectangular, basal impressions indistinct. Elytra finely striate; intervals flat or nearly so, the dorsal punctures very small. Length 5-6 mm.

Lake, Laporte, Vigo and Crawford counties; scarce. April 21-September 10. Occurs beneath cover in sandy localities.

#### LXIX. *STENOLOPHUS* Dej., 1829. (Gr., "narrow-neck.")

Small brownish or piceous oblong beetles having the elytral striae not punctate; third interval with a small dorsal puncture behind the middle and very close to the second stria; front and middle tarsi of males as in *Selenophorus*. For literature treating of the genus see above under *Agonoderus*. Our species hibernate beneath

logs and rubbish in dry or sandy places, and some of them are very common on the wing during the first warm days of March or April. Six species and one variety have been taken in Indiana.

## KEY TO INDIANA SPECIES OF STENOLOPHUS.

- a.* Thorax but little narrower than elytra; body stout; front and middle tarsi of male broadly dilated.
- b.* Sides of thorax broadly flattened, scarcely reflexed; black, feebly shining; length 7-7.5 mm. 351. CARBOXARIUS.
- bb.* Sides of thorax narrowly margined, the margins not reflexed.
- c.* Basal impressions of thorax broad and shallow; black, shining, elytra piceous or brownish-yellow, slightly iridescent; length 7-7.5 mm. 352. FULIGINOSUS.
- cc.* Basal impressions of thorax small, rounded, not or very sparingly punctured.
- d.* Thorax with disk distinctly black or piceous, the margin reddish-brown; length 5 or more mm.
- c.* Pale margin of thorax narrow; elytra wholly black. 353. PLEBILUS.
- cc.* Pale margin of thorax broader; elytra dull reddish-brown, the tips darker. 353a. var. FUSCATUS.
- dd.* Thorax either uniform reddish-brown or piceous, without distinct blackish discal spot; length not over 4.5 mm. 354. CONJUNCTUS.
- aa.* Thorax distinctly narrower than elytra; body more slender; front tarsi of male moderately dilated, fourth joint deeply bilobed.
- f.* Thorax and elytra black or piceous, with narrow paler margin; sutural stria long, joining the first dorsal. 355. OCTROPEZUS.
- ff.* Thorax brownish-yellow; elytra iridescent black with brownish-yellow side margin; sutural stria short, not joining first dorsal. DISSIMILIS.

351 (1135). *STENOLOPHUS CARBOXARIUS* Dej., Sp. Gen., IV, 1828, 398.

Elongate-oblong. Black, feebly shining; first joint of antennæ, tibia and tarsi brownish. Thorax as broad at middle as elytra; sides rounded into base; margins flattened, especially near hind angles; basal impressions broad, shallow, sparsely and finely punctate. Elytra alutaceous, the sutural stria long, the others deep. Length 7-7.5 mm.

Putnam County; rare. October 17. Sifted from debris near a hillside spring.

352 (1138). *STENOLOPHUS FULIGINOSUS* Dej., Spec. IV, 1828, 423.

Oblong-oval. Color given in key; tarsi, base of antennæ and narrow margin of thorax brownish-yellow; femora and greater portion of antennæ darker. Thorax subquadrate; as long as broad, hind angles broadly rounded. Elytral striae rather deep; intervals moderately convex. Length 7-7.5 mm.

Throughout the State; frequent. Hibernates. January 1-October 21.



353 (1139). *Stenolophus piceus* Dej., Spec. IV, 1828, 121.

Elongate-oblong. Piceous black, shining; legs, base of antennae and narrow margin of thorax brownish-yellow. Thorax feebly narrowed behind; basal impressions small, rounded, each with but two or three punctures; hind angles strongly rounded. Elytra with sutural stria line, short, oblique, not joining the first dorsal. Length 4.5-5 mm. (Fig. 97.)

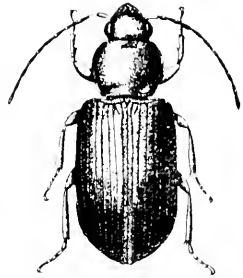


Fig. 97. 6. (Original.)

Southern half of State; scarce. March 21-August 17. Closely resembles *ochropizus*, but readily distinguished by the comparatively broader thorax and different sutural stria.

353a (C). *Stenolophus piceus fuscatus* Dej., Sp. IV, 1828, 126.

A distinct variety of *piceus* having the disk of thorax black, with broad, pale margins; elytra dull red, the tips irregularly fuscous. Basal impressions of thorax deeper and without punctures. Length 5.5 mm.

Lake County; frequent, beneath rubbish along the beach of Lake Michigan. April 29-May 14.

3751 (1140). *Stenolophus conjunctus* Say, Trans. Amer. Phil. Soc., 11, 1823, 90; *ibid.*, 11, 501.

Oblong. Piceous, shining; legs and base of antennae reddish-brown. Thorax broader than long, the sides broadly rounded into base, so that hind angles are wanting. Elytral striae fine; intervals flat. Length 3.5-4.5 mm.

Throughout the State; common, especially in sandy localities. Hibernates. Abundant on the wing in early spring and at electric lights. February 6-December 3. The smaller size and uniform color of thorax readily distinguish this species.

3755 (1145). *Stenolophus ochropizus* Say, Trans. Amer. Phil. Soc., 11, 1823, 51; *ibid.*, 11, 178.

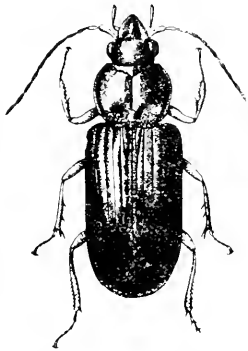


Fig. 98. 6. (Original.)

Elongate-oblong, rather slender. Black or piceous; the elytra often iridescent; legs and base of antennae pale. Thorax scarcely wider than long, convex; hind angles obtuse, rounded; basal impressions broad, shallow, sparsely but distinctly punctured. Elytral striae rather deep, especially toward the tip; intervals flat. Length 5.5-6 mm. (Fig. 98.)

Throughout the State; common. Hibernates. January 7-October 17. The sutural stria of elytra is longer and deeper than in the other species.

356 (1146). *STENOLOPHUS DISSIMILIS* Dej., Spec. IV, 1824, 424.

Resembles the preceding. Readily distinguished by the black head, yellow thorax and black and yellow elytra. Thorax with narrower margin and more rounded hind angles. Length 6-7 mm.

Posey County: rare. November 8.

LXX. *ACUPALPUS* Latr. (Gr.: "slender = palpus.")

Very small oblong black or piceous beetles, distinguished from *Stenolophus*, with which they were formerly grouped, by the characters given in generic key. The last joint of the labial palpi is rather stoutly oval, but slender at tip, whence the generic name. For literature see:

*LeConte*.—*In* Proc. Phil. Acad. Nat. Sci., 1868, 377-378.

*Horn*.—*In* Bull. Brook. Entom. Soc., VI, 1883, 15.

Two of the five known species have been taken in Indiana. They have but one dorsal puncture, as usual, on the second stria; hind angles of thorax obtuse, somewhat rounded; frontal suture more distinct than in the other forms.

KEY TO INDIANA SPECIES OF *ACUPALPUS*.

- a*. Head brownish, scarcely narrower than thorax and almost as long; eyes small; elytra oval. 357. *HYDROPICUS*.  
*aa*. Head black or piceous, distinctly narrower than thorax; eyes larger, more prominent; elytra oblong-oval, iridescent. 358. *CARUS*.

357 (1149). *ACUPALPUS HYDROPICUS* Lec., N. Spec. N. Amer. Col., I, 1863, 17.

Oblong-oval, convex. Head and thorax dark brown, strongly shining; elytra piceous, the suture and narrow margins paler; antennæ and legs dull yellow. Thorax trapezoidal, a little broader than long, narrowed behind, rounded on the sides only before the middle; basal impressions broad, distinct, sparsely punctured. Elytral striae rather deep; intervals subconvex. Length 3 mm.

Starke and Marshall counties; scarce. May 20-June 16.

358 (1150). *ACUPALPUS CARUS* Lec., N. Spec. N. Amer. Col., I, 1863, 18.

Elongate-oval, subconvex. Thorax either dusky yellow or piceous; elytra piceous, iridescent; antennæ dusky, the basal joints and legs pale. Thorax subquadrate, a little broader than long; sides feebly curved from apex to base; hind angles rounded; basal impressions rather deep, obsolete punctate. Elytral striae fine; intervals flat. Length 2.5-3 mm.

Throughout the State; frequent. March 26-October 17. Occurs beneath bark and stones in damp localities. Easily distinguished from *hydropicus* by the narrower head, dusky antennæ and less narrowed base of thorax.

## LXXI. BRADYCELLUS EY. 1832. (Gr., "slow-footed.")

Small brown or piceous beetles known from allied genera by the mentum bearing a rather large acute tooth. The elytra are obliquely but feebly sinuate at tip and the second stria bears a dorsal puncture behind the middle. Two species have been taken in Indiana, while three others perhaps occur. For literature see above under *Agonoderus*.

## KEY TO INDIANA SPECIES OF BRADYCELLUS.

- a.* Form very elongate; thorax with a deep marginal line, its basal impressions long and deep; middle tarsi of male with small scales beneath. 359. LINEARIS.
- aa.* Form much less elongate; thoracic margin narrow; basal impressions short, not deep; middle tarsi of male without scales.
- b.* Hind angles of thorax broadly rounded, scarcely punctured; length 3.2 mm. NEGLECTUS.
- bb.* Hind angles of thorax distinct.
- c.* Thorax without punctures near the hind angles; length 5 mm. CORDICOLLIS.
- cc.* Thorax distinctly punctured.
- d.* Basal impressions broad, shallow, strongly punctured; sides obliquely subsinuate near base; length 4.8 mm. 360. RUPESTRIS.
- dd.* Basal impressions broad, sparsely punctured; sides scarcely sinuate near base; length 3 mm. TANTILLUS.

359 (1154). BRADYCELLUS LINEARIS Lec., N. Sp. N. Amer. Col., I, 1863, 16.

Elongate, subdepressed. Dark reddish-brown to piceous, shining, the margins usually paler; antennae reddish-brown, the two basal joints and legs dull yellow. Eyes very small. Thorax much longer than wide, sides curved in front, sinuate behind the middle; base distinctly narrower than apex; disk with a deep entire median impressed line, a number of coarse punctures near apex and in the basal impressions; hind angles rectangular. Elytra at base wider than thorax, long and parallel; striae deep, the scutellar one represented by a large puncture; intervals convex. Length 5-5.5 mm.

Knox County; rare. April 20. In form of body and general appearance it resembles a small *Pterostichus*.

*B. neglectus* Lec., black or piceous with legs and antennae pale, and *B. cordicollis* Lec., black with legs pale, are both boreal species which may occur in northern Indiana. *B. tantillus* Dej., black or piceous with pale legs and antennae, may also occur in the State.

\*360 (1158). *BRADYCELLUS RUPESTRIS* Say, Trans. Amer. Phil. Soc., II, 1823, 91; *ibid.* II, 505, 547.

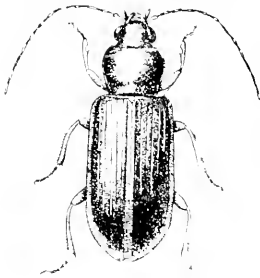


Fig. 99. — 6½. (Original.)

Oblong, slender. Reddish-brown, shining; the head and disk of elytra usually piceous; antennæ dusky, the two basal joints and legs pale. Thorax wider than long, narrowed behind the middle; basal impressions broad, shallow, coarsely punctured; hind angles distinct but obtuse. Elytral striae deep; intervals convex. Length 4.5-5 mm. (Fig. 99.)

Throughout the State; common. January 6–October 5. On the wing with the species of *Agonoderus* in early spring.

## LXXII. *TACHYCELLUS* Moraw. 1862. (Gr., "swift-footed.")

Small oblong brownish or piceous beetles, differing from allied genera in having three joints of the antennæ smooth. The joints may not be entirely hairless, but lack the fine pubescence covering those which follow. Both the front and middle tarsi of the males have two rows of small scales (squamules) beneath; body throughout glabrous; elytra normally striate and with a single dorsal puncture. Three species have been taken in Indiana, while a fourth perhaps occurs. They were included with *Bradycellus* by LeConte in his paper cited under *Agonoderus*. The following is the latest paper on the genus:

*Fall, H. C.*—"On the Affinities of the Genus *Tachycellus*," in Journ. N. Y. Ent. Soc., XIII, 1905, 169–178.

### KEY TO INDIANA SPECIES OF *TACHYCELLUS*.

- a.* Antennæ with two glabrous joints, the third pubescent on apical half; upper surface wholly black. 361. *NIGRINUS*.
- aa.* Antennæ with three basal joints wholly glabrous.
  - b.* Hind angles of thorax rectangular.
    - c.* Thorax wider at base than long, its color piceous with a very narrow pale edge. KIRBYI.
    - cc.* Thorax not wider at base than long, dull yellow with a large central piceous spot. 362. *ATRIMEDUS*.
  - bb.* Thorax with hind angles obtuse, its color as in *kirbyi*. 363. *RADIPENNIS*.

361 (1161). *TACHYCELLUS NIGRINUS* Dej., Spec. Gen., IV, 1828, 339.

Oblong. Black, shining; upper part of tibiæ and first joint of antennæ reddish-yellow. Thorax about as wide as long, broadest in front of middle; sides nearly parallel from a little behind the middle to base; hind angles rectangular; disk with the front transverse impression distinct, strongly angulate, the basal impressions linear, deep, smooth or scarcely punctured. Length 5.5-6.5 mm.

Lake County; rare. June 2. A single specimen taken by Wolcott near Indiana Harbor. The thorax is less narrowed behind than in the other two species. Previously recorded from "Alaska, Lake Superior, New Mexico and Northern California."

*T. kirbyi* Horn, 6 mm. in length, piceous, with base and sides of elytra paler and hind angles acutely rectangular, is known from Ontario and Ohio.

\*362 (1165). *TACHYCELLUS ATRIMEDIUS* Say, Trans. Amer. Phil. Soc., 11, 1823, 330; *ibid.* 11, 466.

Elongate-oblong. Pale reddish-brown above, black beneath; head and disk of thorax black; disk of elytra with an ill-defined blackish or piceous cloud; legs and three basal joints of antennae dull yellow. Thorax subquadrate, distinctly narrowed behind the middle, not wider at base than long; basal impressions broad, rather shallow, coarsely punctured. Elytral striae rather deep; intervals subconvex. Length 6.5-7.5 mm.

Throughout the State; frequent. January 1-October 5.

\*363 (1168). *TACHYCELLUS RADIPENNIS* Hald., Proc. Phil. Acad. Nat. Sci., I, 1842, 302.

Elongate-oblong, rather slender. Head and thorax black; antennae and elytra piceous; legs, basal joints of antennae and edge of thorax dull yellow, femora and tips of tibiae often darker. Thorax about as long as broad; sides regularly rounded from apex into base; basal depressions deep, narrow, sparsely punctured. Elytral striae fine; intervals flat. Length 5.5-6.5 mm.

Throughout the State; frequent. February 24-December 7.

#### Subtribe C. (ANISODACTYLID)

This group comprises the single genus:

LXVIII. *ANISODACTYLUS* Dej., 1829. (Gr., "unequal-toed.")

A large genus of medium sized black, brownish or piceous beetles having the dilated joints of the tarsi of male spongy pubescent instead of scaly beneath. They occur in various situations, the majority being found in dry, upland, open woods, beneath logs and other cover. A number of our species hibernate and some of them are very common at electric light. Of 31 specimens dissected by Dr. Forbes, 21 per cent. of the stomach content was found to be of animal, and 79 per cent. of vegetable origin, mainly seeds, pollen of grasses, etc., so that it is very doubtful if this genus can be classed among the beneficial Carabidae. The papers treating of the genus are as follows:

*Horn.* "A Review of the Species of *Anisodactylus* Inhabiting the United States," in *Proc. Amer. Phil. Soc.*, XIX, 1880, 162-178.

*Horn.* "Synoptic Table," in *Bull. Brook. Ent. Soc.*, III, 1881, 83.

About 42 species are known from the United States, 19 of which have been taken in Indiana, while one other may occur. For convenience the Indiana species are separated into three groups or subgenera.

KEY TO GROUPS OF INDIANA SPECIES OF *ANISODACTYLUS*.

- aa.* Terminal spur of front tibiæ normal, slender; species hairy or glabrous.  
*a.* Terminal spur of front tibiæ abnormal, either trifid or dilated at middle.  
*b.* Terminal spur trifid, i. e., with a blunt tooth each side near base; species glabrous. Group A.  
*bb.* Terminal spur dilated at middle, without teeth at base; species usually glabrous. Group B.  
 Group C.

GROUP A. (*TRIPLECTUS*.)

Oblong-oval species having the hind tarsi slender, as long as the tibiæ, the first joint as long as the next two, the fourth emarginate; elytra striate, intervals smooth, the third with one or more dorsal punctures; tips distinctly sinuate. But two species of this group have been taken, though another may occur.

KEY TO INDIANA SPECIES OF GROUP A.

- a.* Prosternum at middle smooth, not pubescent; clypeus with one bristle-bearing puncture on each side.  
*b.* Surface shining, black; legs black. DULCICOLLIS.  
*bb.* Surface opaque, distinctly alutaceous; thorax narrowed from base to apex, widest at base. 364. RUSTICUS.  
*aa.* Prosternum at middle punctured and pubescent; clypeus with two bristle-bearing punctures each side; thorax nearly as wide at apex as at base. 365. CARBONARIUS.

*A. dulcicollis* Laf., 11 mm. in length, is known from the Gulf States and Missouri, and may occur in southwestern Indiana.

364 (1180). *ANISODACTYLUS RUSTICUS* Say, *Trans. Amer. Phil. Soc.*, II, 1823, 32; *ibid.*, II, 460.



Fig. 100. 2.  
(Original.)

Oblong-oval. Brownish-black; base of antennæ and region of hind thoracic angles reddish-brown; legs piceous. Thorax broader than long, as broad at base as elytra; sides feebly curved, hind angles obtuse; basal impressions rather shallow, not punctured. Elytra rather deeply striate; intervals convex, the third with one to four dorsal punctures behind the middle. Length 9-11 mm. (Fig. 100.)

Common throughout the State, especially so in

sandy localities. January 10–November 24. Often seen running over plowed ground in early spring.

365 (1181). *ANISODACTYLUS CARBOXARIUS* Say, Trans. Amer. Phil. Soc., 11, 1823, 32; *ibid.* 11, 460.

Elongate-oblong. Male, black, feebly shining; female, rusty, opaque; antennae and legs piceous, tarsi reddish-brown. Thorax slightly broader at base than apex, sides feebly curved; hind angles obtuse; margins broadly depressed near base, finely and sparsely punctulate. Elytral intervals finely alutaceous, slightly convex in male, flat in female; the third punctured as in *rusticus*. Length 12.5–13.5 mm.

Throughout the state; common, but less so than *rusticus*. March 19–October 17.

GROUP B. (*ANISODACTYLUS*.)

Oblong species usually shining and glabrous; terminal spur, of front tibiae dilated at middle. Elytra striate, the second stria with a distinct dorsal puncture. Males with the front tarsi broadly, the middle tarsi rather feebly, dilated.

KEY TO INDIANA SPECIES OF GROUP B.

*a.* Black species; hind tarsi slender, equal to tibiae, first joint nearly as long as the next two together; male with first joint of middle tarsus pubescent at tip.

*b.* Clypeus with one bristle-bearing puncture on each side.

*c.* Elytra opaque, the striae feeble, especially at tip; hind angles of thorax obtuse, sides regularly curved, base as wide as elytra.

366. *FURVUS*.

*cc.* Elytra shining in both sexes, more deeply striate.

*d.* Elytra oblong, their sides nearly parallel; intervals feebly convex, distinctly but sparsely punctulate, feebly shining.

367. *INTERPUNCTATUS*.

*dd.* Elytra oval, their sides curved; intervals convex, smooth; form more robust, surface shining.

368. *AGRICOLA*.

*bb.* Clypeus with two bristle-bearing punctures each side.

*c.* Hind angles of thorax obtuse.

*f.* Side margin of thorax very distinctly depressed, and with the base punctulate.

369. *HARRISII*.

*ff.* Side margin of thorax scarcely depressed.

370. *NIGERRIMUS*.

*cc.* Hind angles of thorax distinct, nearly rectangular.

*g.* Elytra with sides nearly straight, subparallel; intervals distinctly but sparsely punctulate.

371. *NIGRITA*.

*gg.* Elytra with sides distinctly curved; intervals smooth, shining; form more robust.

372. *MELANOPUS*.

*aa.* Bicolored or metallic species; hind tarsi slightly flattened, shorter than the tibiae, first joint but little longer than second; male with first joint of middle tarsus glabrous beneath.

*h.* Thorax piceous, brownish-yellow at sides; length 11 mm.

373. *DISCOIDEUS*.

*hh.* Thorax entirely piceous; length 9–10 mm.

374. *BALTIMORENSIS*.

- 365 (1182). *ANISODACTYLUS FURVUS* Lec., N. Spec. N. Amer. Col., I, 1863, 11.

Oblong-oval. Black, the elytra opaque; antennæ dusky brown, pale at base. Thorax very little wider at base than apex, side margins feebly depressed; disk smooth at middle, densely and finely punctured at base. Elytra whitaceous, only feebly sinuate near tips; finely striate; intervals flat. Length 11-12.5 mm.

Posey County; rare. May 11. A southern species whose range is given as "Georgia to Louisiana."

- 367 (1186). *ANISODACTYLUS INTERPUNCTATUS* Kirby, Faun. Bor. Amer., IV, 1837, 42.

Oblong, subparallel. Black, shining, female slightly opaque; antennæ and legs piceous; basal joint of former and spot on vertex reddish. Thorax one-fourth broader than long, base and apex equal in width, sides broadly curved, margin narrowly depressed; hind angles rectangular, basal impressions deep; disk densely and finely punctured across the base, more sparsely at apex, the middle smooth. Length 12-12.5 mm.

Lake, Laporte, Marshall and Vigo counties; scarce. March 26-December 18. Occurs in sandy localities. Its general range is northern.

- 368 (1187). *ANISODACTYLUS AGRICOLA* Say, Trans. Amer. Phil. Soc., II, 1823, 33; *ibid.* II, 461.

Oblong, moderately robust. Black, strongly shining; antennæ and tarsi reddish-brown. Thorax broadest at middle, base and apex equal, hind angles rectangular; basal impressions distinct, narrow, rather densely punctured. Elytra deeply striate; intervals convex, not punctulate. Length 12-11 mm.

Vigo and Posey counties; scarce. April 28-July 20. The most robust and convex species of the group.

- 369 (1188). *ANISODACTYLUS HARRISI* Lec., N. Sp. N. Amer. Col., 1863, 14.

Oblong-oval. Black, strongly shining; antennæ and tarsi reddish-brown. Thorax a little broader than long, distinctly depressed in the region of the hind angles, which are obtuse and rounded; median line distinct, basal impressions rather shallow, finely and densely punctured. Elytral striae rather deep; intervals finely whitaceous, slightly convex, very finely and sparsely punctate. Length 11-11.5 mm.

Porter and Kosciusko counties; rare. May 9-July 24.

- 370 (1189). *ANISODACTYLUS NIGERRIMUS* Dej., Spec. V, 1829, 842.

Oblong-oval. Black, scarcely shining. Thorax broader than long, moderately convex; side margin slightly depressed at middle and not at all at hind angles; basal impressions small, shallow, sparsely and finely punctate. Elytra as in *harrisi*. Length 11-12 mm.

Southern half of State, frequent; Lake and Laporte counties, only in the north. April 22-October 21.



371 (1190). *ANISODACTYLUS NIGRITA* Dej., Spec. IV, 1829, 119.

Very close to *interpunctatus*. Dr. Horn states (*loc. cit.* under genus) that he could find no difference except that in *nigrita* there are two clypeal punctures on each side, while in *interpunctatus* there is but one. Length 12.5 mm.

Lake and Kosciusko counties; rare. May 1-July 5.

372 (1191). *ANISODACTYLUS MELANOPUS* Hald., Proc. Phil. Acad. Nat. Sci., 1, 302.

Very similar to *A. agricola*; differs mainly in having two bristle-bearing punctures instead of one on each side of clypeus. This may be a constant difference, but I doubt its specific rank. However, it is much used by Horn in his paper, on which my key is mainly based. Length 13-14 mm.

Kosciusko, Putnam and Knox counties; rare. March 25-August 18.

373 (1194). *ANISODACTYLUS DISCOIDES* Dej., Spec. V, 1829, 831.

Elongate-oblong. Piceous, shining; antennae, legs and sides of thorax and elytra brownish-yellow. Thorax very little wider than long, narrowed at base; sides curved in front, feebly sinuate behind, very narrowly depressed; hind angles strongly rectangular, basal impressions short and deep, finely and sparsely punctate. Elytra wider than the thorax, rather deeply striate; intervals smooth, slightly convex. Length 10.5-11.5 mm.

Throughout the State; frequent in sandy localities. April 11-July 24.

\*374 (1195). *ANISODACTYLUS BALTIMORENSIS* Say, Trans. Amer. Phil. Soc., 11, 1823, 33; *ibid.* 11, 161.

Oblong, rather slender. Piceous, shining; antennae, legs and elytra pale, the latter often with darker discal cloud. Thorax distinctly wider than long, basal impressions mere shallow and sides more deeply sinuate behind; otherwise resembles *discoides*, than which it is smaller, more depressed and less shining. Length 9-10 mm.

Throughout the State; common. January 21-August 26.

#### GROUP C. (CHALCOCENTRUS.)

This group is composed of species varying much in size, shape and color, and agreeing only in possessing the characters of the genus and in having the front tibial spur slender, and the elytra striate and sinuate at tip.

#### KEY TO INDIANA SPECIES OF GROUP C.

- a. Elytra with a distinct dorsal puncture, surface not pubescent; first joint of middle tarsus of male glabrous or with a very small pubescent space beneath.
- b. Intervals of elytra convex, distinctly and finely punctate; vertex with a red spot; length 12.5-14 mm. 375. *VERTICATUS*

- bb.* Intervals flat or nearly so, not punctate; head without red spot.
- c.* Species more or less oval, *Amara*-like, with usually a metallic or bronzed lustre.
- d.* Thorax widest at middle, the apex almost as wide as base; basal impressions not punctate; legs wholly pale.
- e.* Margin of thorax more or less flattened in the region of the hind angles; larger, 7.5 or more mm.
- f.* Uniform piceous above; basal impressions rather narrow and shallow. 376. *SAYI*.
- ff.* Head and thorax piceous; elytra greenish-metallic; basal impressions distinct, very wide. 377. *TERMINATUS*.
- cc.* Margin of thorax not flattened; basal impressions indistinct; smaller, not over 7 mm. 378. *NITIDIPENNIS*.
- dd.* Thorax widest at base, thence distinctly narrowed to apex; basal impressions distinct, finely and sparsely punctate; femora piceous; length 8 mm. 379. *COENUS*.
- cc.* Species oblong, black without lustre; hind tarsi long and slender; length 11–12 mm. 380. *LUGUBRIS*.
- aa.* Elytra without dorsal puncture; surface finely pubescent, densely punctulate; first joint of middle tarsus of male pubescent over half its surface.
- g.* Wholly black above; tibiæ and tarsi brown. 381. *SERICEUS*.
- gg.* Head, thorax, antennæ and legs reddish-yellow; elytra piceous. 382. *INTERSTITIALIS*.

375 (1198). *ANISODACTYLUS VERTICALIS* Lec., Ann. Lyc. Nat. Hist., IV, 1848, 378.

Elongate-oblong. Black, shining; base of mandibles and a quadrate spot on vertex red; antennæ and legs dull yellow. Thorax more than one-half wider than long, narrowed behind; sides broadly rounded, margins distinctly reflexed, hind angles obtuse; basal impressions broad, densely and rather coarsely punctate. Elytra deeply striate; intervals convex, finely and densely punctate. Length 12.5–14 mm.

Throughout the State; scarce. April 19–August 20. Occurs in sandy locations near water.

376 (1201). *ANISODACTYLUS SAYI* sp. nov.

*Eurytrichus picus* Lec., Ann. Lyc. Nat. Hist., IV, 1848, 388.

Elongate-oval. Uniform piceous, shining; narrow margin of thorax and region of hind angles, reddish, translucent; antennæ and legs brownish-yellow. Thorax a little broader than long, sides feebly curved; margin depressed behind the middle, hind angles rectangular, basal impressions shallow, ill-defined, smooth. Elytral striae fine; intervals finely alutaceous, flat. Length 10–10.5 mm.

Lake, Marshall, Vigo and Fulton counties; frequent. May 8–September 28. This species resembles our common forms of *Calathus* and is doubtless often confused with them. As the genus *Eurytrichus* under which LeConte described this form has been

merged with *Anisodactylus*, the name *piceus* is preoccupied by a West Coast species, the No. 1176 of the Henshaw Catalogue. I therefore propose the name *sayi* in honor of Thomas Say of New Harmony, Indiana, who was preëminently the father of American Entomology.

\*377 (1202). *ANISODACTYLUS TERMINATUS* Say, Trans. Amer. Phil. Soc., II, 1823, 48; *ibid.* II, 473.

Oblong-oval. Head and thorax dark brown or piceous, the edge of the latter reddish-translucent; elytra with greenish-metallic lustre; antennæ and legs pale yellow. Thorax one-third broader than long, sides regularly curved from base to apex, hind angles rectangular. Elytra as in the preceding. Length 7.5–8.5 mm.

Throughout the State; frequent. April 15–December 25. In September, 1903, this species was noted as very common on the heads of the fireweed (*Erechtites hieracifolia* L.) in a deadening near Wyandotte Cave, Crawford County, where it was feeding on the seeds.

\*378 (1204). *ANISODACTYLUS NUDDIPENNIS* Lec., Ann. Lyc. Nat. Hist., IV, 1848, 388.

Oblong-oval, rather narrow. Color of *terminatus*. Thorax scarcely broader than long, sides very feebly curved, hind angles subrectangular; disk minutely and very sparsely punctured near base. Elytra alutaceous; intervals almost flat, sometimes very finely and sparsely punctulate. Length 6.5–7 mm.

Throughout the western half of State; frequent in the southern counties, rare northward. April 9–December 25. Occurs beneath cover in sandy localities.

\*379 (1206). *ANISODACTYLUS CENUS* Say, Trans. Amer. Phil. Soc., II, 1823, 34; *ibid.* II, 461.

Oblong-oval. Piceous, moderately shining; elytra bronzed; tibiae, tarsi and base of antennæ paler. Thorax as broad at base as elytra, sides feebly curved, margins narrowly depressed from middle to base, hind angles rectangular. Elytral intervals flat, smooth, more shining in the male. Length 8 mm.

Vigo and Posey counties; rare. April 16–May 11. Easily known by its dark femora and punctured base of thorax.

\*380 (1208). *ANISODACTYLUS LUGUBRIS* Dej., Spec. IV, 1829, 118.

Oblong, rather broad, subdepressed. Black, feebly shining; antennæ and legs piceous, the basal joint of former and tarsi reddish-brown. Thorax two-thirds broader than long; sides gradually curved from apex into base, the margins behind the middle flattened; basal impressions broad, shallow, very finely and densely punctate. Elytral striae very fine; intervals flat, alutaceous. Length 11–12 mm.

Throughout the State; frequent. April 19–December 18.

381 (1209). *ANISODACTYLUS SERICEUS* Hart., N. Eng. Far., 1828, 177.

Oblong. Black, opaque; antennæ reddish-brown; femora piceous, tibiae and tarsi pale. Thorax broader than long, apex and base equal; sides regularly curved, hind angles rounded, basal impressions obsolete; surface sparsely punctate, more densely at base and near the sides. Elytral intervals flat, densely punctulate, each puncture bearing a short, fine hair. Length 10 mm.

Lake, Marion, Vigo and Posey counties; frequent. February 7–November 17. Noted on stems and burrowing beneath the roots of grasses and sedges about ponds. Also taken at electric light.

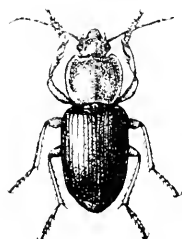


Fig. 101. 25. (Original.)

382 (1210). *ANISODACTYLUS INTERSTITIALIS* Say, Trans. Amer. Phil. Soc., 11, 1823, 57; *ibid.* 11, 480.

Form and structure of *sericeus*. Color as given in key. Thoracic margin broader, more depressed; median line and basal impressions evident, the latter broad and shallow. Elytral intervals subconvex, densely and rather coarsely punctate. Length 9.5–10 mm. (Fig. 101.)

Throughout the State; common, especially in sandy regions. March 17–December 18. A half dozen just emerged as imagoes were noted on November 28.

### Family III. HALIPLIDÆ.

#### THE CRAWLING WATER BEETLES.

In the North American fauna this family is represented by less than 30 known species of small, very convex aquatic beetles. In color they are light brownish-yellow, more or less spotted with black, while in form they are oval and tapering at each end. The elytra bear rows of punctures and the scutellum is invisible.

They comprise a family intermediate between the Carabidæ and Dytiscidæ, having the antennæ glabrous, filiform, 10-jointed and inserted on the front before the eyes; thorax with distinct side pieces; hind coxæ contiguous at middle and prolonged as broad plates which conceal the basal half of hind femora and from three to six of the ventral segments. The slender but clubbed hind femora move between these plates and the abdomen, and are not adapted to vigorous swimming.

Although aquatic in habit, these little beetles swim but feebly. Where found they usually occur in numbers. They live in shallow water about the margins of ponds, lakes and pools of streams, where

they may often be noted crawling slowly over the partially decayed aquatic plants, especially algae. On account of their feeble swimming powers they may be easily captured by raking the mass of vegetable matter onto the bank, when the beetles, on crawling out to regain the water, may be secured. The name of the family is derived from the Greek and means "sailing the sea," or "covered with water."

The larvæ of the Haliplidæ live in the same places as the adults. They are composed of slender segments, each, except the head, being furnished on the back with fleshy lobes, bearing spiny tips; while the last segment is extended into a long tapering appendage.

The principal paper, including descriptions of the North American species of this family, is by

*Crotch*.—"Revision of the Dytiscidæ of the United States," in *Trans. Amer. Ent. Soc.*, IV, 1873, 383-385.

The North American species are divided among three genera, two of which are represented in Indiana.

KEY TO INDIANA GENERA OF HALIPLIDÆ.

- a*. Terminal joint of palpi small, awl-shaped; intervals of elytra punctate; thorax without black spots at base. I. HALIPLUS.
- aa*. Terminal joint of palpi conical, longer than the third; intervals of elytra without punctures; thorax with two small round impressed black spots at base. II. CNEMIDOLUS.

I. HALIPLUS Latr. 1806. (Gr., "the sea-sail.")

Of the ten species of this genus known from the United States six have been taken in Indiana, while another may occur.

KEY TO INDIANA SPECIES OF HALIPLUS.

- a*. Thorax without a basal impression.
- b*. Prosternum margined at sides; elytral punctures deeper at base than apex.
- c*. A distinct black spot on middle of front margin of thorax. 383. *FRIPSIS*.
- cc*. Thorax without black spot, sometimes slightly darker at apex.
- d*. Elytra not sinuate near apex.
  - c*. Spots of elytra distinct; size larger, 3.5-4 mm. 384. *FASCIVUS*.
  - cc*. Spots more or less confluent; size smaller, 2.5 mm. 384. *ELWASHI*.
- dd*. Elytra distinctly sinuate near apex; spots often slightly connected but not confluent. 385. *BREVIUS*.
- bb*. Prosternum flat, not margined at sides; elytral punctures not deeper at base than apex; elytra dull brownish-yellow with elongate black spots. 386. *CIBARIUS*.

*aa.* Thorax with a small impressed fold on each side near base.

*f.* Pale ochreous yellow; thoracic fold shorter; elytral spots several, more or less distinct. 387. RUFICOLLIS.

*ff.* Pale reddish-brown; thoracic impression longer; elytral spots very ill-defined. 388. LONGULUS.

383 (1221). HALIPLUS TRIOPSIS Say, Trans. Amer. Phil. Soc., II, 1823, 106; *ibid.* II, 518.

Ovate. Light brownish-yellow; suture, base, tip and seven slightly connected spots on each elytron deep black, the middle spots confluent. Head and thorax distinctly punctate; punctures of elytral striae finer toward apex. Length 3.5 mm.

Lake, Laporte and Marshall counties; frequent. May 25–August 15. This is the species usually listed as *H. punctatus* Aube, but that name, according to Blanchard, belongs to a more densely punctate form from the Southern States.

*H. fasciatus* Aube, with head finely punctate and thorax wholly reddish-brown, is known from the ‘middle and Western States.’

384 (1224). HALIPLUS LEWISI Crotch, Trans. Amer. Ent. Soc., IV, 1873, 384.

Smaller and more slender than *triopsis*. Head and thorax reddish-yellow without spots; elytra with base and suture black, and a broad black spot on each side, confluent at middle. Punctures of elytral striae weak; intervals very sparsely punctate. Length 2.5 mm.

One from woodland pond near Broad Ripple, Marion County; June 12.

385 (1222). HALIPLUS BOREALIS Lec., Agass. Lake Sup., 1850, 212.

Ovate. Dull reddish-yellow; thorax slightly dusky at apex; elytra each with ill-defined basal line and five spots black, the one near humerus and two on apical third rounded, the two on median third placed obliquely, each double, composed of two partially connected oblong ones. Eyes very convex. Head rather closely punctate. Length 3 mm.

Laporte County; scarce. May 26–August 20. A species of northern range. Resembles *ruficollis* but without the basal impressions.

386 (1225). HALIPLUS CRIBARIUS Lec., Agass. Lake Sup., 1850, 212.

Ovate. Dull brownish-yellow; head and thorax paler and, in the specimen at hand, without black markings; elytra each with five or six elongate, more or less connected dark spots forming two oblique cross-bands. Head finely punctate. Thorax deeply and coarsely punctate near the hind margin, more finely in front, the disk nearly smooth. Elytra with rows of deep punctures; intervals each with a single row of widely separated punctures. Length 4.2 mm.

A single specimen in the Wolcott collection taken near Pine, Lake County, June 9. A member of the Alleghanian fauna.

386a (C). *HALIPLUS CRIBRARIUS SUBGUTTATUS* Lec., MS.

A dark variety of the preceding having the vertex black; the elytral spots disconnected and more distinct. Length 1 mm.

Pine, Lake County; May 12. This and *cribarius* were described from Lake Superior.

387 (1226). *HALIPLUS RUFICOLLIS* Dej., Mem. IV, 1774, 401.

Ovate. Head and thorax pale dull yellow without spots; elytral spots larger than in *borcalis*, all rounded, the two on median third often more or less confluent. Apex of elytra not sinuate. Length 2.5-3 mm. (Fig. 102.)

Pine and Hudson lakes, Laporte County; ponds near Richmond; frequent. May 25-August 20. Probably occurs throughout the northern half of the State.




Fig. 102. (Original.)  
Line shows natural length.

388 (1227). *HALIPLUS LONGULUS* Lec. (Crotch),  
Trans. Amer. Ent. Soc., IV, 1873,  
385.

Close to *ruficollis* but more slender. Elytra with basal spot wanting; the central spot dilated, triangular, the others indistinct. Length 3 mm.

Pine, Lake County; Marion County, from pond near Broad Ripple; scarce. April 3-May 28.

## II. CNEPIDOTUS Ill. 1802 (Gr., "wearing leg armor.")

Our members of this genus are a little larger and more robust than those of *Haliplus*. All have the thorax marked at base by two round black dots, and the elytral rows of punctures more or less irregular on basal third. Four nominal species have been taken in the State.

## KEY TO INDIANA SPECIES OF CNEPIDOTUS.

- a.* Hind femora with a broad pale ring near apex; elytra distinctly obliquely sinuate near tips.
- b.* Head entirely pale. 389. 12-PUNCTATUS.
- bb.* Head with vertex black. 390. EDENTATUS.
- aa.* Hind femora wholly dark brown or blackish.
- c.* Elytra without a sublumeral spot; median subsutural spot confluent with the sutural line to form a discal blotch. 391. MUTICUS.
- cc.* Elytra usually with a small sublumeral spot; median subsutural spot free or barely touching the sutural line. 392. PEDUNCULATUS.

- 389 (1231). *CNEMIDOTUS 12-PUNCTATUS* Say, Trans. Amer. Phil. Soc., II, 1823, 106; *ibid.* II, 518.



Fig. 103. — 4.  
(After Wickham.)

Ovate, very convex. Dull yellow, each elytron with six well defined black spots arranged as in the accompanying figure. Head finely, thorax rather coarsely and sparsely, punctate. Elytra each with eight rows of large black punctures and two rows of finer, paler ones on sides. Hind coxal plates subangulate on hind margin. Length 3.5-4. (Fig. 103.)

Northern half of State, common; less so in the southern counties. Often taken in numbers when seining. May 25—August 15.

- 390 (1233). *CNEMIDOTUS EDENTULUS* Lec., New Sp. N. A. Col., I, 1863, 21.

Slightly more elongate and less convex than *12-punctatus*. Pale straw yellow. Elytra more attenuate behind the middle and with spots larger, often more or less confluent. Length 4 mm.

Lake, Laporte, Marshall and Fountain counties; scarce. April 29—August 15.

- 391 (1232). *CNEMIDOTUS MUTICUS* Lec., New Sp. N. Am. Col., I, 1863, 21.

Resembles *12-punctatus* in form and sculpture. Differs by having the hind femora wholly piceous or dark brown, the hind coxal plates broadly rounded, and the elytra subtruncate at apex. The sutural black line is narrowed on basal half and the median subsutural spot is confluent with it to form a rather large irregular blotch. Length 3.5-4 mm.

Throughout the State; common. March 14—October 23. This as well as the other species probably passes the winter as imago.

- 392 (—). *CNEMIDOTUS PEDUNCULATUS* ROBERTS MS.

Very close to the preceding. Differs mainly in the arrangement of the elytral spots as mentioned in key. The sutural black line is wider, occupying the sutural interval on the basal half, and is not confluent with the median spot. The elytra are feebly sinuate rather than subtruncate at apex. Length 3-3.5 mm.

Laporte, Marshall, Fountain, Marion and Lawrence counties; scarce. May 11—October 23.

## Family IV. DYTISCIDÆ.

### THE PREDACEOUS DIVING BEETLES.

In the quiet, deep pools of streams, and in ponds or stagnant water may often be seen oval, flattened beetles hanging head downward, with the tip of the abdomen at or slightly above the surface of the water. These beetles belong to the family Dytiscidæ, the



word being derived from the Greek *Dytiscus*, meaning a diver. All the species are more or less aquatic in habit and, as a rule, are strong swimmers. Many of them hibernate as imagoes, burrowing in the banks and mud at the bottom or sides of the pools in which they dwell. Dr. Harris kept one for "three years and a half in perfect health, in a glass vessel filled with water, and supported by morsels of raw meat. It was capable of fasting a month; was very sensible to the changes of the weather, which it indicated by the height at which it remained in the vessel." They are often seen beneath the ice in late autumn or early spring. In the mature stage, during the mating season, some of the larger species fly about at night and are often attracted in numbers by electric and other lights.

From the Halipidæ they may be readily known by having the body less stout and convex and more obtuse at the ends; antennæ glabrous, 11-jointed, usually filiform, and inserted under the front behind the base of the mandibles; middle and hind pairs of legs widely separated, due to the very large hind coxæ, which reach the sides of the body but do not cover the ventral segments. The hind legs are the longest, and are strongly adapted for swimming, being flattened and fringed with long hairs. The spiracles open beneath the elytra on the upper surface of the abdomen. By lifting the elytra slightly an air chamber is formed, from which the beetle draws its supply while swimming. When the air in this chamber becomes too impure, the insect rises to the surface, forces it out and renews the supply. In color the beetles are usually brownish-black, often with a dull glaucous or sea-green tint, very smooth and shining. Some of them have the thorax and margins of elytra marked with dull yellow.

The sexes of several of the genera possess modifications which are of especial interest and which furnish excellent characters for the separation of groups. In the males of these genera the three basal segments of the fore (and sometimes the middle) tarsi are dilated and form a circular disk on the under side of which are numerous small, cup-like suckers. These serve as clasping organs. (Fig. 104.) The females of certain species also present an interesting dimorphism, in that some of them have the elytra deeply furrowed, while others of the same species have them smooth.

The Dytiscidæ are among the most voracious of all beetles. They prey not only upon the larvæ of

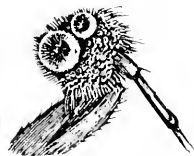


Fig. 101.  
(After Comstock.)

other insects, but often upon small fishes, and are sometimes very troublesome in artificial fish ponds, where they attack the young and eat off their fins. They also feed upon dead animal matter of any kind which finds its way into the water where they live.



Fig. 105 Larva of Dytiscid. (After Comstock.)

(Fig. 105.) In form they are elongate, cylindrical or fusiform, with a large oval or rounded and flattened head. The jaws or mandibles are sickle-shaped and hollow, so that they can easily hold and suck the blood or juice from any prey which they may capture. These grubs remain in the water until full grown, when they seek out some convenient place beneath a board, stone or tuft of vegetation where, by the squirming motions of the body, a cell is formed in which they undergo the pupal stage. The length of time necessary for this transformation varies greatly with the species and the season.

Nearly 300 species of Dytiscidæ are known from the United States. Of these 70, representing 24 genera, have been taken in Indiana. The family does not offer that diversity of color, form and sculpture presented by the Carabidæ and other families of terrestrial beetles, hence the number of characters used for the separation of genera and species is limited and the work, therefore, made more difficult for the beginner. The classification is mainly that of Drs. LeConte, Sharp and Horn and Mr. Crotch, in the following works:

*LeConte*.—“Analytical Table of the Species of Hydroporus found in the United States, with Descriptions of New Species,” *in Proc. Acad. Nat. Sci. Phil.*, VII, 1855, 290-299.

*LeConte*.—“Synopsis of the Species of Colymbetes Inhabiting America North of Mexico,” *in Proc. Acad. Nat. Sci. Phil.*, 1862, 521-523.

*Crotch*.—“Revision of the Dytiscidæ of the United States,” *in Trans. Amer. Ent. Soc.*, IV, 1873, 383-424.

*Sharp*.—“On Aquatic, Carnivorous Coleoptera or Dytiscidæ,” *in Trans. Royal Dublin Soc.*, II, Ser. 2, 1882, 179-1003.

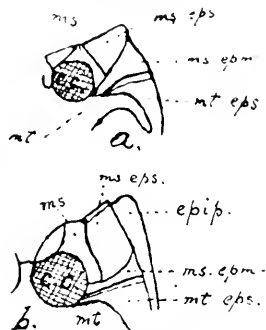
*Horn*.—“Miscellaneous Notes and Short Studies of North American Coleoptera,” *in Trans. Amer. Ent. Soc.*, X, 1883, 276-284.

For convenience the family is first divided into subfamilies and tribes.

## KEY TO SUBFAMILIES OF DYTISCIDÆ.

- a.* Episternum of metathorax not reaching the middle coxal cavity. (Fig. 106.) Subfamily I. FRAGMENTATI, p. 207.  
*aa.* Episternum of metathorax reaching the middle coxal cavity. (Fig. 107.) Subfamily II. COMPLICATI, p. 210.

In the accompanying cuts, Fig. 106 represents a diagram of a portion of the under surface of *Laccophilus*, which belongs to the subfamily *Fragmentati*, *cc* being the middle coxal cavity. It will be seen that the mesosternal epimeron (*ms. epm.*) articulates at its inner end with the metasternum (*mt.*), and thus cuts off the metasternal episternum (*mt. eps.*) from the coxal cavity. In Fig. 107, however, which is a diagram of similar parts of *Colymbites* of the subfamily *Complicati*, the mesosternal epimeron does not articulate with the metasternum, and thus allows the episternum of the latter to reach the cavity. These features are not, as a rule, difficult to make out, and form the basis of the modern classification of the family, by Dr. Sharp.



*a.* Fig. 106. *b.*—Fig. 107.  
(After Wickham.)

## Subfamily I. FRAGMENTATI.

The North American members of this subfamily are divided among two tribes, both of which are represented in the Indiana fauna. In all the species the scutellum is invisible.

## KEY TO TRIBES OF FRAGMENTATI.

- a.* Hind coxae longer near the middle of the body; prosternum dilated behind, truncate or nearly so. Tribe I. NOTERINI, p. 207.  
*aa.* Hind coxae longer near the sides of the body; prosternal process compressed, reaching the metasternum. Tribe II. LACCOPHILINI, p. 209

## Tribe I. NOTERINI.

The members of this tribe are all small beetles having the body convex, obtuse in front and pointed behind; front and middle tarsi five-jointed; apex of front tibiae with a curved spur or hook. Two genera occur in Indiana.

## KEY TO INDIANA GENERA OF NOTERINI.

- a.* Last joint of maxillary palpus bifid or emarginate; prosternal process not broader than long; hind tibiae less dilated; length less than 3 mm. I. CANTHYDRUS.

*aa.* Last joint of maxillary palpus truncate; prosternal process very broad behind the coxæ; hind tibiæ broader; length 4.5 mm.

## II. HYDROCANTHUS.

### I. CANTHYDRUS Sharp. 1882. (Gr., "beetle-water.")

Small and short, strongly convex species, usually variegated in color above; antennæ very short and slender; pectoral plate coarsely sculptured at middle; hind legs slender, the femora and tibiæ but little flattened, the former contiguous at base. Two species occur in the State.

393 (1237). *CANTHYDRUS BICOLOR* Say, Trans. Amer. Phil. Soc., IV, 1834, 447; *ibid.* II, 561.

Ovate, convex. Head, thorax and under parts reddish-yellow; elytra dark reddish-brown, thickly and rather coarsely punctate. Length 2.5 mm.

A small but handsome species, taken in Indiana only from Bass Lake, Starke County, and Hudson Lake, Laporte County. Probably occurs throughout the lake region of the State. May 30–August 20.

394 (1238). *CANTHYDRUS GIBBULUS* Aubé, Spec. Gen., VI, 1838, 414.

Ovate, convex. Head and thorax yellow, the latter clouded with dusky on the front margin; elytra dark brown or piceous, with an irregular oblique yellowish cross-bar near the middle. Elytra more sparingly punctate than in *bicolor*, the dorsal rows of punctures more distinct. Length 2.5 mm.

Beneath rubbish on beach of Lake Michigan, near Pine, Lake County; scarce. August 1.

### II. HYDROCANTHUS Say. 1823. (Gr., "water-beetle.")

In addition to the characters given in the key, this genus may be known by having the last joint of the labial palpus very large, triangular and compressed; the front tibiæ with a strong spur; the hind femora short and stout, their apical margins strongly ciliated; tibiæ short, smooth, claws equal. But one species is known from the United States.

395 (1240). *HYDROCANTHUS TRICOLOR* Say, Trans. Amer. Phil. Soc., II, 1823, 105; *ibid.* II, 517.

Ovate, convex, attenuate behind. Head, thorax and under parts reddish-yellow; elytra dark reddish-brown, polished, iridescent. Three irregular dorsal rows of fine punctures visible. Length 4.5 mm.

Throughout the State; frequent. March 16–August 15. Probably hibernates, as one was taken from mud at the bottom of a pond on the earlier date.

## Tribe II. LACCOPHILINI.

This tribe is represented in the United States by the single genus.

III. *Laccophilus* Leach. 1817. (Gr., "a pool-loving.")

Small and very active beetles, ovate and depressed in form, and usually spotted in color; thorax without side margins; scutellum almost concealed; prosternal spine narrow, acuminate and much compressed; hind coxæ expanded into broad processes which are arched in front and almost completely conceal the coxal cavities; hind legs highly developed. The males have the four front tarsi dilated and clothed with spongy hairs beneath. The plates of the hind coxæ have a ridge of fine lines, beginning near the middle at the insertion of the femora and extending outward and backward. These ridges, with their file-like arrangement, when rubbed by the hind femora, form a musical or stridulating organ. Four species have been taken in Indiana.

## KEY TO INDIANA SPECIES OF LACCOPHILUS.

- a.* Elytra without distinct yellow cross-bars; male with a coxal file.  
*b.* Elytra blackish, with one or more greenish-yellow spots.  
*c.* Larger, 6 mm.; elytra with the margin, four submarginal spots and three basal lines greenish-yellow. 396. *MACULOSUS*.  
*cc.* Smaller, 4.5 mm.; elytra dark reddish-brown, with the subhumeral mark of *maculosus* present, the others confused. 397. *PROXIMUS*.  
*bb.* Elytra dull yellow, with a distinct blackish bar behind the middle. 398. *FASCIATUS*.  
*aa.* Elytra black with two cross-bars and apex yellowish; size less than 5 mm.; males without a coxal file. 399. *UNDATUS*.

396 (1212). *LACCOPHILUS MACULOSUS* Say, Trans. Amer. Phil. Soc., II, 1823, 100; *ibid.*, II, 514.

Ovate. Head, thorax and under parts reddish-yellow. Elytra as mentioned in key, the submarginal yellowish spots being in position, subhumeral, median, postmedian and subapical, the second and fourth usually the larger. The yellow basal markings vary much in size and distinctness. Thorax very short, four times wider than long, its surface, as well as that of elytra, very finely reticulate. Elytra obliquely truncate at apex, with one or two irregular rows of minute punctures. Length 6 mm.

Throughout the State; common. March 15–October 23. Probably hibernates.

397 (1244). *Laccophilus proximus* Say, Trans. Amer. Phil. Soc., 11, 1823, 101; *ibid.*, 11, 514.

Ovate. Elytra nearly uniform dark reddish-brown, with only traces of the greenish-yellow spots of *maculosus*. Beneath darker than in that species. Length 4.5 mm.

Laporte, Marshall, Marion and Lawrence counties; frequent. April 11–August 20.

398 (1248). *Laccophilus fasciatus* Aubé, Spec., VI, 1838, 423.

Ovate, subdepressed. Head, thorax and under parts dull brownish-yellow; elytra greenish-yellow with a broad blackish bar behind the middle. Thorax and elytra finely abufaceous, the latter rounded at apex. Length 5 mm.

Throughout the State; frequent. April 4–August 12. The meso- and metasterna are often fuscous.

399 (1253). *Laccophilus undatus* Aubé, Spec. Gen., VI, 1838, 435.

Narrowly oval. Head, thorax and under parts reddish-yellow; elytra blackish with a rather broad, irregular basal and a narrower subapical cross-bar, yellowish; also a spot on the margin about the middle and at apex of the same hue. Elytra very finely and rather closely punctate. Length 4.7 mm.

Fountain County and Pine Lake, Laporte County; scarce. July 21–August 15. The pale basal cross-bar varies in width and usually encloses two small squarish black spots on each elytron.

### Subfamily II. COMPLICATA.

This group contains by far the greater number of the species belonging to the family. All agree in having the middle coxal cavity enclosed by four distinct pieces. The beetles vary much in form and size, and exhibit the most perfect development of the oar-like hind legs. Four tribes occur in the North American fauna, all of which are represented in Indiana.

#### KEY TO TRIBES OF COMPLICATA.

- a.* Prosternum deflexed or bent downward between the front coxæ, so that the process or spine is on a different plane from that of the prosternum; front and middle tarsi four-jointed, except in *Colina*; length less than 6 mm. Tribe I. HYDROPHORINI, p. 211.
- aa.* Prosternum not deflexed; all the tarsi distinctly five-jointed.
- b.* Lower spur of hind tibiae not or but little broader than the other.
- c.* Outline of eye in front notched by the free margin of front of head; front tarsi of males with three (two in *Igabinus*) basal joints dilated, forming an oblong or elongate surface; length usually 7 or more mm. Tribe II. COLYMBETINI, p. 221.
- cc.* Outline of eye not notched; front tarsi of males dilated so as to form a rounded or triangular disk; hind tarsi (except in *Hydaticus*) with two nearly equal claws; length 10–40 mm. Tribe III. DYTISINI, p. 229.

*bb.* Lower spur of hind tibiae dilated, much broader than the other; front tarsi of males as in *Dytiscini*; hind tarsi with one claw (males) or very unequal claws (females); length 30 or more mm.

Tribe IV. CYBISTRINI, p. 235.

### Tribe I. HYDROPORINI.

Species of small size having the third joint of the front and middle tarsi deeply lobed and concealing the fourth joint, which, however, is often wanting; the fifth joint slender, with claws which sometimes vary in form according to sex. The "elytral ligula" mentioned in the key is a tongue-like process on the inner face of the side margin of the elytra, which must be lifted to show it. Its function is to unite more perfectly the elytra and ventral segments. Seven genera are probably represented in Indiana.

#### KEY TO GENERA OF HYDROPORINI.

- a.* Hind coxal cavities widely separated, each with an elongate notch behind. IV. HYDROVATUS.
- aa.* Hind coxal cavities not notched behind.
- b.* Size small, 1.5-2 mm.; first ventral segment firmly united to border of hind coxæ.
- c.* Form rounded, convex; prosternal process rhomboidal, acute at tip. V. DESMOPACHRIA.
- cc.* Form oblong, depressed; prosternal process oblong. VI. BDESSUS.
- bb.* Size larger, 2.5 or more mm.; first ventral segment free.
- d.* Scutellum visible. VII. CELINA.
- dd.* Scutellum not visible.
- e.* Elytral ligula distinct, abrupt. VIII. CÆLAMBUS.
- cc.* Elytral ligula wanting.
- f.* Mesosternum not reaching the metasternum. DERONECTES.
- ff.* Fork of mesosternum connected with the intercoxal process of the metasternum. IX. HYDROPORUS.

#### IV. HYDROVATUS Mots. 1855. (Gr., "water: old or stagnant.")

This genus includes very small beetles which have the prosternum dilated triangularly behind the front coxæ and the tips of the elytra produced into a sutural point. Two species are known from Indiana.

400 (1257). *HYDROVATUS FUSTULATUS* Melsh., Proc. Phil. Acad. Nat. Sci., II, 1844, 29.

Form rounded, convex. Head, thorax (except basal cross-blotch) and under parts reddish-yellow; elytra dark reddish-brown with a broad post-basal and a narrow subapical cross-bar orange. Upper surface alutaceous; thorax faintly, elytra distinctly but sparsely, punctate. Length 2-2.5 mm.

Northern two-thirds of State; frequent. May 15-August 20.

## 401 (—). HYDROVATUS INDIANENSIS SP. NOV.

Form of the preceding. Head and under surface reddish-brown; thorax piceous with a median cross-bar reddish-brown; elytra piceous, each with a broad reddish-brown sub-basal spot, a small spot behind middle and the tips also indistinctly reddish. Thorax and elytra sculptured as in *pustulatus*. Length 3 mm.

Kosciusko County; rare. August 5. A distinctly larger and much darker form than the preceding.

## V. DESMOPACHRIA Bab. 1841. (Gr., "band + point.")

In this and the next genus the hind coxæ are united firmly to the ventral segments so that the under surface of the body from the front of the metasternum to the hind margin of the third ventral segment consists of one rigid piece. *Desmopachria* comprises minute, short, broad species, convex both above and beneath and having the hind coxæ very greatly developed but with the coxal cavities much exposed. The genus is represented in the eastern United States by a single small species.

## 402 (1262). DESMOPACHRIA CONVEXA Aubé, Spec. Gen., VI, 1838, 479.

Rounded, convex. Uniform brownish-red, shining. Elytra finely but distinctly punctulate, tapering to an obtuse apex. Clypeus with a distinct margin. Length 1.7 mm.

Laporte, Marshall, Wayne and Marion counties; frequent. Occurs beneath grass roots along the margin of water. May 15—August 15.

## VI. BIDESSUS Sharp. 1882. (Gr., "double + wet.")

This genus contains a number of very small oblong-oval depressed beetles, usually of a brownish color with paler markings. The thorax has a basal groove or longitudinal fold on each side which is often continued onto the elytra. Five species are known from Indiana.

## KEY TO INDIANA SPECIES OF BIDESSUS.

- a.* Basal grooves of thorax not continued onto elytra; elytra brown, each with two yellow spots. 403. FLAVICOLLIS.
- aa.* Basal grooves of thorax continued onto the elytra.
- b.* Elytra distinctly pubescent with yellowish hairs. 404. PULICARIUS.
- bb.* Elytra not or very finely pubescent.
- c.* Elytral portion of basal groove distinctly longer than the thoracic portion. 405. LACUSTRIS.
- cc.* Basal groove about equally divided between thorax and elytra, or distinctly longer on the former.



*d.* First and second ventral segments smooth or obsoletely punctate; elytra finely punctate. 406. *AFFINIS*.

*dd.* First and second ventral segments coarsely but sparsely punctate; elytra coarsely punctate. 407. *FUSCATUS*.

403 (1270). *BIDESSUS FLAVICOLLIS* Lec. Proc. Phil. Acad. Nat. Sci., 1855, 295.

Oblong-oval, opaque. Head, thorax, legs and under surface yellow; elytra fuscous or brownish, each with two paler spots on the sides. Thorax and elytra densely and finely punctate, the basal grooves of the former very short. Hind coxæ not longer than broad. Length 1.2-1.5 mm.

A single specimen from Hudson Lake, Laporte County, July 15. Probably occurs sparingly in the lakes of the northern third of the State. Known from Illinois, Pennsylvania and New England.

404 (1273). *BIDESSUS PULICARIUS* Aubé, Spec. Gen., VI, 1838, 494.

Oblong-oval, opaque. Head, thorax and legs reddish-yellow; elytra dark brownish-yellow, a faint yellow submarginal spot behind the middle and another near the apex; postpectus and abdomen piceous. Elytra closely punctulate and covered with fine hairs visible only beneath the lens. Length 1.5-1.7 mm.

Laporte, Kosciusko, Marshall and Marion counties; scarce. May 31-August 15.

405 (1278). *BIDESSUS LACUSTRIS* Say, Trans. Amer. Phil. Soc., II, 1823, 103; *ibid.* II, 516.

Oblong-oval, shining. Head and thorax dull reddish-yellow; elytra brownish-yellow clouded with darker; under surface usually black. Elytra very finely and indistinctly punctate. Length 1.4-1.8 mm. (Fig. 108.)

Throughout the State; frequent. April 15-August 20.

406 (1275). *BIDESSUS AFFINIS* Say, Trans. Amer. Phil. Soc., II, 1823, 104; *ibid.* II, 517.

Oblong-oval, feebly shining. Head, thorax and legs reddish-yellow; elytra and under side fuscous brown, the former often with paler elongate markings. Length 1.5-1.8 mm.

Throughout the State, frequent; especially so in the northern lakes. April 4-August 20.

407 (1279). *BIDESSUS FUSCATUS* Crotch, Trans. Amer. Ent. Soc., IV, 1873, 391.

Resembles *affinis* but darker and more shining. Known by the coarser punctures of elytra and hind coxal plates and the shorter impressed stria at base of elytra. Head and thorax almost smooth. Length 1.7-2 mm.

Starke County; scarce. Collected by sweeping along the north margin of Bass Lake. May 19.



Fig. 108. 18.  
(Original.)

## VII. CELINA Aubé, 1836. (A proper name.)

Elongate, glabrous, parallel species having the scutellum distinct; front and middle tarsi with five joints; abdomen terminating in a short spine. One species occurs in the State.

408 (1282). CELINA ANGUSTATA Aubé, Spec. Gen., VI, 1838, 447.

Elongate-oblong, parallel. Brownish-red, alutaceous, shining; elytral disk with a blackish cloud. Thorax three times as wide as long, sides feebly rounded, disk very finely and sparsely punctate with coarser punctures along the apical and basal margins. Elytra sparsely, finely and irregularly punctate, with two or three discal rows of larger punctures; their tips ending in fine points. Middle tibiae of male curved and narrowed at middle, the basal portion slender, the apical much broader. Length 1 mm.

This is listed as a southern species, but a single specimen was taken in Lake County, on the shore of Lake Michigan, and another in Kosciusko County. June 9–August 1.

## VIII. CELAMBUS Thoms. 1860. (Gr., "swollen + belly.")

To this genus belong a number of small, oval or rounded beetles, convex beneath (whence the generic name), and in color either brown or pale with black markings. All are devoid of pubescence, possess the elytral ligula above mentioned and have the humeral or basal portion of the epipleurae limited behind by a well-marked line. Seven species are known from Indiana.

## KEY TO INDIANA SPECIES OF CELAMBUS.

- a. Front of head with a fine but distinct raised margin, the labrum much concealed; under surface of body very convex, usually light brownish-yellow.
  - b. Elytra without either distinct blackish spots or a carina on the sides, very coarsely and regularly punctured. 409. *INEQUALIS*.
  - bb. Elytra each with three or four black spots, and with a carina on the side, the punctures much finer. 410. *ACARODES*.
- aa. Front of head without margin, the labrum little concealed; under surface of body less convex, wholly or partly black.
  - c. Elytra without impressed lines; smaller, 2.5–4.5 mm.
    - d. Elytra nearly uniform dark reddish-brown, usually with fine and coarse punctures intermingled.
      - e. Smaller, not over 3 mm.
        - f. Abdomen wholly black; sides of hind coxæ very coarsely and sparsely punctate. 411. *TURBIDUS*.
        - ff. Abdomen in part or wholly pale; sides of hind coxæ finely punctate. 412. *LACCOPHILINUS*.
      - cc. Larger, 3.8–4 mm.; abdomen and metasternum as in *turbidus*. 413. *DISSIMILIS*.

- dd.* Elytra dull yellow, clouded with black streaks, finely, densely and evenly punctured. 411. *SUBILUS*.  
*cc.* Elytra usually with a sutural and two dorsal impressed lines, deeply and coarsely punctate; larger, 5-5.5 mm.

415. *IMPRESSO-PUNCTATUS*.

409 (1284). *CELAMBUS INAEQUALIS* Fab., Ent. Syst., 1, 1792, 200.

Short, suboval, convex above and below. Head and disk of thorax dull yellow, the latter with front and hind margins dusky. Elytra dark brown with traces of dull yellow, notable for the deep and regular punctures. Under surface coarsely and rather sparsely punctured. Length 3 mm.

Steuben, Lake, Marshall, Laporte and Marion counties; common in Lake Maxinkuckee. April 4-October 23. Usually listed as *C. punctatus* Say.

410 (1288). *CELAMBUS ACAROIDES* Lec., Proc. Phil. Acad. Nat. Sci., VII, 1855, 294.

Rounded-oval, subdepressed. Head, thorax and legs dull yellow; elytra yellowish, with a large common sutural spot reaching past middle, and three discal spots on each, blackish; an elevated submarginal carina on middle third. Length 2.5 mm.

Steuben County; rare. July 5. Described from Illinois and Kentucky and probably occurs throughout the State.

411 (1289). *CELAMBUS TURBIDUS* Lec., Proc. Phil. Acad. Nat. Sci., 1855, 298.

Oval, convex. Piccons brown, shining; head, antennae, legs and margins of thorax dull brownish-yellow. Thorax finely punctate on apical half, more coarsely near the base. Punctures of elytra rather dense and moderately coarse. Length 2.8 mm.

Lake and Laporte counties; scarce. May 28-July 21. Resembles *C. inaequalis*, but beneath black and much less convex, the elytra with finer punctures and the clypeus not margined in front.

412 (1377). *CELAMBUS LACOPHILINUS* Lec., Proc. Amer. Phil. Soc., XVII, 1878, 595.

Short, ovate, subdepressed, pointed behind. Head and thorax light brown; elytra darker, the male shining. Thorax of male finely rugose and minutely punctured. Elytra rather coarsely and regularly punctate in male; opaque and very finely punctulate in female. Basal segments of abdomen rather coarsely punctured in both sexes. Length 2.6-3 mm.

Marion and Marshall counties; frequent. March 14-October 1. The females are minutely alutaceous and are much less common than the males.

413 (1301). *CELAMBUS DISSIMILIS* HARR., Cat. Ins., 1835, 472.

Oblong-oval, subconvex. Head and thorax dull yellow to brick-red; elytra dark reddish-brown, rather thickly dotted with fine and coarse punctures. Length 3.8-4 mm.

Lake, Laporte and Marion counties; scarce. March 14-July 15.

414 (1297). *COELAMBUS NUBILUS* Lec., Proc. Phil. Acad. Nat. Sci., 1855, 298.

Elongate-oval. Head, thorax, legs and antennæ dull yellow; elytra with three or four irregular blackish streaks which sometimes merge to form a fuscous cloud behind the middle; under surface black. Length 4.3 mm.

Known from Indiana by a single specimen taken near Greencastle, Putnam County, by Guy Wilson and presented to the writer, July 9.

415 (1302). *COELAMBUS IMPRESSO-PUNCTATUS* Schall., Act. Hal., 1, 1783, 312.

Oblong-oval. Legs, head and apical half of thorax reddish-brown; vertex, base of thorax and elytra dark brown, coarsely and deeply punctate. Many of the punctures elongate, confluent; usually three impressed lines on each elytron, reaching to about the middle. Length 5-5.5 mm.

Lake, Laporte and Marshall counties; scarce. April 23-August 16.

*Deronectes depressus* Fab., dull brownish-yellow, elytra with black lines more or less confluent, length 4.5 mm., and *D. griseostriatus*, DeG., black, densely punctate, the elytra often with narrow greenish stripes or even entirely greenish-black, length 4.5 mm., both range from New York and Canada to Michigan and westward, and perhaps occur in northern Indiana.

#### IX. *HYDROPORUS* Clairv., 1806. (Gr., "water + to walk.")

To this genus belong a large number of small species quite similar in general appearance and therefore difficult to distinguish. They are mostly ovate in form, dark brown in color and have the head never margined in front; the prosternum never truncate behind; swimming legs feeble. When captured in a water net, they leap or spring a few inches at a time, much in the same manner as do "click beetles." The following species have been taken or may occur in Indiana:

##### KEY TO INDIANA SPECIES OF *HYDROPORUS*.

*a.* Hind coxal cavities not contiguous.

*b.* Elytra variegated in color.

*c.* Under surface black or piceous; form oval; length 3.5 mm.

416. *CONCINNUS*,

*cc.* Under surface reddish-brown; form broader, more obtuse in front, more acute behind; length 3.7 mm.

FULCHER.

*bb.* Elytra unicolorous.

*d.* Under surface black or piceous; prosternal spine large.

*c.* Thorax strongly margined, sparsely but distinctly punctate.

417. STAGNALIS.

*cc.* Thorax finely margined, almost smooth.

OBELIUS.

*dd.* Under surface reddish-brown; prosternal process small; head and thorax darker than elytra.

418. VILIS.

*aa.* Hind coxae contiguous.

*f.* Form elongate, obconic; antennae of male with joints 3-5 dilated; length 5.5-6 mm.

419. DIFFORMIS.

*ff.* Form oval or oblong-oval; antennae of male not dilated; length not more than 5 mm.

*g.* Under surface reddish-brown; side margins of thorax generally thickened.

*h.* Elytra coarsely punctured, with two smooth, narrow lines on each; above black or piceous, head and elytral markings dull yellow.

420. STRIATOPUNCTATUS.

*hh.* Elytra without smooth lines.

*i.* Clypeus rounded, broadly margined; elytra blackish with bars or spots of reddish-brown.

*j.* Thorax finely and indistinctly margined.

421. CONSUMMUS.

*ji.* Thorax broadly and distinctly margined.

422. UNDULATUS.

*ii.* Clypeus rounded, not margined.

*k.* Elytra blackish with yellow markings; form elongate-oval; thorax not infuscate.

MIXTUS.

*kk.* Elytra reddish-yellow with elongate or oblong black markings.

*l.* Thorax with base and apex fuscous; form convex; surface with dense fine yellow pubescence.

SERICIUS.

*ll.* Thorax narrowly fuscous at base; form subdepressed; pubescence much less distinct.

423. DIMIDIATUS.

*gg.* Under surface (except sometimes the abdomen) black or piceous; side margins of thorax not thickened.

*m.* Thorax evenly and regularly punctate.

*n.* Punctures of elytra distinct; length 4 mm.

424. NIGER.

*nn.* Punctures of elytra indistinct; length 5 mm.

425. MODESTUS.

*mm.* Thorax unevenly and irregularly punctate, the disk often smooth, or nearly so.

*o.* Thorax finely and somewhat indistinctly margined at the sides.

*p.* Abdomen reddish-brown, paler than meso- and metathorax; elytra finely and indistinctly punctured.

*q.* Elytra piceous; form more slender and parallel; length 3-3.5 mm.

426. PROXIMUS.

*qq.* Elytra reddish-brown; form broader in front, more pointed behind; length 4 mm.

427. DICTYOSUS.

*pp.* Abdomen black or piceous, not paler than meso- and metathorax; elytra distinctly punctate; length 4 mm.

428. AMERICANUS.

*oo.* Thorax distinctly margined at sides; black, legs reddish-brown; length 4 mm.

TENEBRUSUS.

416 (1309). *HYDROPORUS CONCINNUS* Lec., Proc. Phil. Acad. Nat. Sci., 1855.  
297.

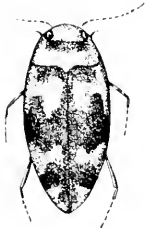


Fig. 109. 71.  
(Original.)

Elongate-oval, attenuate behind. Head and thorax reddish-brown, the latter broadly infusate at apex, more narrowly at base; elytra black with three irregular reddish-brown cross-bars, interrupted at suture, one sub-basal, one just behind the middle and the third at apex. Upper surface glabrous, very finely alutaceous. Elytra each with two more or less distinct striae of impressed punctures and with numerous very minute, scattered ones. Length 3.5 mm. (Fig. 109.)

Kosciusko, Marshall, Fountain and Lawrence counties; frequent. June 27–August 15. A handsome species resembling *undulatus*, but readily distinguished by its glabrous surface.

*H. pulcher* Lec., colored above as in *concinnus*, is reported by Dury from Cincinnati. It is evidently very close to *concinnus*, and Crotch considered them the same, but Sharp describes them as different.

*H. oblitus* Aubé, dark reddish-brown, slightly shorter and broader than *stagnalis*, is also a species which may occur in northern Indiana.

417 (1367). *HYDROPORUS STAGNALIS* G. & H., Cat. Col., 1870, 441.

Suboval, rather broad, sides parallel, obtusely rounded behind. Uniform dark reddish-brown, glabrous, feebly shining; head and thorax varying to paler. Thorax short, transverse, thickly margined; disk minutely alutaceous, very finely and sparsely punctate at middle, more coarsely along the base and apex. Elytra each with a median discal row of four to six coarse punctures on basal half; elsewhere rather sparsely but distinctly punctate. Length 3.5 mm.

Laporte County; rare. October 21. A member of the boreal fauna. It is the *collaris* of LeCoute, his name being preoccupied.

418 (1370). *HYDROPORUS VILIS* Lec., Ann. Lyc. Nat. Hist., V, 1849, 208.

Elongate-oval, subdepressed. Head and thorax dark brown or piceous; elytra paler reddish-brown. Upper surface glabrous, minutely alutaceous; both thorax and elytra very finely, sparsely and evenly punctured. Length 3.3 mm.

Found in numbers in mud and water beneath a stone in a deep ravine five miles northwest of Terre Haute, Vigo County. October 20. Described from California and Oregon. *H. terminatus* Sharp is a synonym, according to Blanchard, who has compared my specimens with the LeCoute type.

419 (1375). *HYDROPHORUS DEFORMIS* Lec., Proc. Phil. Acad. Nat. Sci., 1855, 298.

Elongate, obconic. Nearly uniform dark reddish-brown, glabrous; antennae and legs paler. Punctures of elytra uniform in size and rather coarse; those of thorax much finer. Prosternal spine elevated at sides and along the middle. Hind coxal lobes strongly developed. Length 5.5-6.2 mm.

Taken only in Marion County, from woodland pond near Broad Ripple; scarce. March 14. Our largest member of the genus.

420 (1328). *HYDROPHORUS STRIATOPUNCTATUS* Melsh., Proc. Phil. Acad. Nat. Sci., 11, 1844, 28.

Elongate-oval. Thorax and ground color of elytra piccons; elytral markings consisting of a sub-basal curved bar, an indistinct subapical and a distinct apical spot, dull yellow. Upper surface finely and sparsely pubescent. Elytra each divided into three subequal spaces by two smooth impunctured longitudinal lines; the intervals between them coarsely and sparsely punctured. Length 3.2 mm.

Marshall County, near south end of Lake Maxinkuckee; rare. June 27.

421 (1320). *HYDROPHORUS CONSIMILIS* Lec., Agass. Lake Sup., 1850, 214.

Oval, rather wide, slightly attenuate behind. Head and thorax reddish-yellow, the latter fuscous on base and apex. Elytra blackish, with three irregular reddish-brown spots; one marginal, extending from the humerus back one-third the length of elytron, then across nearly to suture, where it expands; one behind the middle and one near or at apex; these very variable in size and form. Length 4.5 mm. (Fig. 110.)

Northern half of State; frequent. April 4-October 23.

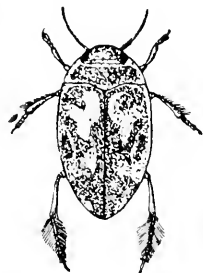


Fig. 110. - 5.  
(After Wickham.)

422 (1314). *HYDROPHORUS UNDBLATUS* Say, Trans. Amer. Phil. Soc., 11, 1823, 102; *ibid.*, 11, 99, 515.

In LeConte's table this species is separated from *consimilis* only by the broader margin of the thorax. In the specimens at hand the ground color is somewhat paler and the reddish-brown marks of the elytra are smaller and more indistinct than in *consimilis*. Elytra more sparsely and coarsely punctate than there. Length 4-4.5 mm.

Laporte and Marion counties; scarce. June 12.

*H. mixtus* Lec., 4.1 mm., and *H. sciriceus* Lec., 4.5 mm. in length, both have a range which would indicate their presence in northern Indiana.

423 (1327). *HYDROPHORUS DIMIDIATUS* G. & H., Catalog Col., 1870, 432.  
*semirufus* Lec., Proc. Phil. Acad. Nat. Sci., 1855, 296.

Oval, moderately attenuate behind. Pale brownish-yellow; thorax with a narrow black line on base; elytra each with seven or eight black spots,

one sub-basal, three in an irregular row near the middle, and three sub-apical; these often hind behind, and sometimes more or less confluent. Surface closely and finely punctate. Length 4 mm.

Laporte, Starke, Marshall and Marion counties; scarce. June 9–June 16.

421 (1361). *HYDROPORUS NIGER* Say, Trans. Amer. Phil. Soc., 11, 1823, 102; *ibid.*, 11, 515.

Oval, rather convex. Nearly uniform piceous above; head, legs and region of humerus obscure reddish-brown; antennæ fuscous, the base paler. Thorax and elytra finely but distinctly and evenly punctured, sparsely pubescent. Sides of meso- and metasterna and base of abdomen coarsely punctured. Length 3.7–4 mm.

Marion County, from woodland pond near Broad Ripple; scarce. April 4–May 16.

425 (1366). *HYDROPORUS MODESTUS* Aubé, Spec. Gen., VI, 1838, 576.

Oblong-oval, subdepressed. Piceous; head, sides of thorax and elytra, legs and often the sides of abdomen obscure reddish-brown. Thorax and elytra finely and indistinctly punctate, rather densely pubescent. Hind coxal plates finely and sparsely punctate; mesosternum coarsely punctured; metasternum and abdomen almost smooth. Prosternal spine with a distinct median carina. Length 5 mm.

Throughout the State; frequent. April 4–October 21. The males are more distinctly punctured and more densely pubescent than the females.

426 (1323). *HYDROPORUS PROXIMUS* Aubé, Spec. Gen. des Hydrocan., 483.

Oval, slightly convex. Head and thorax reddish-brown; elytra piceous; sometimes with antennæ, legs and palpi reddish-brown. Thorax with sides feebly rounded, hind angles obtuse, disk sparsely punctate. Length 3–3.5 mm.

Lake County, from small pond near Pine; rare. August 24.

427 (1359). *HYDROPORUS MICRORUS* Melsh., Proc. Phil. Acad. Nat. Sci., 11, 1844, 28.

Broadly ovate, obtuse in front, pointed behind. Uniform reddish-brown above; elytra rather thickly pubescent; legs and often the abdomen reddish-brown; pectus black or piceous. Upper surface, except disk of thorax, very finely and evenly punctate. Length 4 mm.

Marion and Putnam counties; scarce. April 4–June 29.

428 (1358). *HYDROPORUS AMERICANUS* Aubé, Spec. Gen., VI, 1838, 575.

Elongate-oval, subconvex. Head, legs and disk of thorax pale reddish-brown; remainder of upper surface uniform dark reddish-brown. Disk of thorax almost smooth. Pubescence of elytra less dense than in allied species, usually distinctly visible only on the sides. Length 4 mm.



Lake, Laporte and Starke counties; scarce. May 28 August 20.

*H. leucobrosus* Lee., is known from New Jersey and Lake Superior.

Tribe II. COLYMBETINI.

This tribe includes diving beetles of medium size or above, having the tarsi distinctly 5-jointed, those of the males with the dilated joints oblong. Nine genera are known to be represented in the State, while a single species of another may occur.

KEY TO INDIANA GENERA OF COLYMBETINI.

- a.* Semimembranous side pieces of first dorsal segment smooth; smaller, rarely 11 mm.
- b.* Hind tarsi with unequal claws.
- c.* Spine of prosternum not sulcate; elytra with a pale pubescent spot on the inner face at apex. X. *ILYBIUS*.
- cc.* Spine of prosternum deeply sulcate; elytra without pale spot. XI. *MATUS*.
- bb.* Hind tarsi with claws equal or nearly so.
- d.* Last joint of palpi emarginate; prosternal process much swollen along the middle. XII. *COPROTOMUS*.
- dd.* Last joint of palpi normal, not dilated or emarginate.
- c.* Elytra deeply striate; prosternal spine but little swollen at middle. XIII. *COPELATUS*.
- cc.* Elytra not distinctly striate.
- f.* Thorax not margined; elytra beneath the lens showing numerous very fine elongate striae; prosternum not sulcate. XIV. *AGABETES*.
- ff.* Thorax margined at sides.
- g.* Elytra with very fine longitudinal impressions; hind legs short and stout; wing of metasternum linear, strongly curved. XV. *ILYBIOSOMA*.
- gg.* Elytra without fine striae; hind legs of medium length and size; wing of metasternum wedge-shaped. XVI. *AGABUS*.
- aa.* Semimembranous side pieces of first dorsal segment rugose; larger, usually 12 or more mm.
- h.* Upper surface conspicuously reticulate; thorax not margined on sides. SCUTOPTERI S.
- hh.* Upper surface not reticulate.
- i.* Elytra smooth, or in the female with short coarse lines; metasternum with a broad, deep groove; thorax margined. XVII. *RHANTUS*.
- ii.* Elytra with fine transverse wrinkles; metasternum with a narrow indistinct groove; thorax not margined. XVIII. *COLYMBETES*.

The rugosities referred to under *aa* in the above table are near the first spiracle, and the elytra must be raised to see them properly.

## X. ILYBIUS Er. 1832. (Gr., "mud + life.")

Oblong, convex black or metallic beetles of medium size, having the thorax margined and the prosternal spine compressed and acute. The males have the front and middle tarsi compressed, thickly fringed beneath, the claws equal, the anal segment often carinate; female with anal segment emarginate. The upper surface, when viewed with a lens, is seen to be finely reticulate, while beneath they are finely strigose. On the sides of the elytra are two small pale spots, one of which is subapical.

Two species have been taken in Indiana while three others may occur.

## KEY TO INDIANA SPECIES OF ILYBIUS.

- a.* Hind tarsi of males with the joints margined at the outer lower edge; all four spots of elytra distinct.
- b.* Last ventral segment of male acutely carinate; above dark reddish-brown. 429. IGNARUS.
- bb.* Last ventral of male not carinate, its apical portion with coarse lengthwise striae; upper surface greenish-bronzed, metallic. SUBEXNEUS.
- aa.* Hind tarsi of males not margined at the lower outer edge.
- c.* Last ventral of male carinate; one or both elytral spots very faint.
- d.* Black, slightly bronzed; elytra without reddish marginal stripe. 430. BIGUTTULUS.
- dd.* More strongly bronzed; elytra with reddish margins. FRATERCULUS.
- cc.* Last ventral of male not carinate; elytra with margin broadly red from the humeri to beyond the middle. CONFUSUS.

429 (1385). ILYBIUS IGNARUS Lec., Proc. Phil. Acad. Nat. Sci., 1862, 521.

Elongate-oval, not dilated at middle. Dark reddish-brown; margin of elytra slightly paler, the front spot linear; legs piceous. Front tarsal claws of male distinctly sinuate beneath. Length 8-9.5 mm.

Shore of Lake Michigan near Pine, Lake County; rare. May 25. Also one specimen marked "Ind." in Webster collection.

*I. subaneus* Erichs., 11.5 mm.; *I. fraterculus* Lec., 10.5 mm., and *I. confusus* Aubé, 11 mm. in length, are all members of the boreal fauna which have been taken in Michigan and perhaps occur in northern Indiana.

430 (1389). ILYBIUS BIGUTTULUS Germ., Ins. Sp. Nov., 1824, 29.

Oval, convex, slightly dilated at middle. Antennæ and front and middle legs, reddish-brown; under surface and hind legs piceous. Length 10-11 mm. (Fig. 111.)



fig. 111.

Lake, Laporte, Starke, Vigo and Fountain counties; probably throughout the State; frequent. April 23-October 6. When caught with the fingers it exudes from the under side a white milky substance.

XI. *MATUS* Aubé, 1838.

Here belongs one medium-sized species having the head very broad; thorax margined; prosternum deeply sulcate; claws of hind tarsi unequal, the outer one being nearly twice as long as inner. 131 (1401). *MATUS BICARINATUS* Say, Trans. Amer. Phil. Soc., 11, 1823, 98; *ibid.* 11, 512.

Elongate-oval, slightly convex. Uniform brownish-red, shining; antennæ paler. Thorax rounded at sides, front angles acute. Elytra with two or three rows of faint dorsal punctures. Length 8-9 mm.

Lake, Marshall, Wells, Marion and Vigo counties; frequent. Hibernates. March 14-December 20. Readily known by the elongate form and peculiar color.

XII. *Coptotomus* Say, 1831. (Gr., "cut + joint.")

Medium-sized oval species having the terminal joint of the palpi somewhat compressed and notched at tip; prosternum with an elevated carina; first joint of hind tarsi equal to fourth; claws equal, pressed together and apparently single. One species occurs in the State.

132 (1395). *COPTOTOMUS INTERROGATUS* Fab., Syst. Eleut., 1, 1801, 267.

Elongate-oval, subconvex. Head, thorax and under parts reddish-brown; vertex black; thorax black at base and apex; elytra pitch-brown, with numerous very small pale markings, a short stripe near the scutellum and an irregular marginal stripe, yellowish. Female with basal portion of elytra less shining than in male and marked with short, dense indistinct striae. Length 7 mm. (Fig. 111a.)

Throughout the State; frequent. March 16-October 28. Probably hibernates. Taken at electric light in June

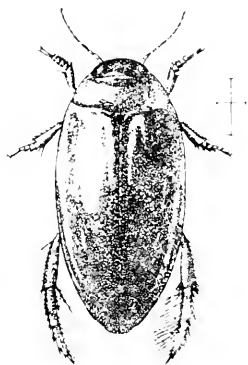


Fig. 111a. (After Sharp.)

XIII. *Copelatus* Er., 1832. (Gr., "oar or leg + wide.")

Rather small beetles having the claws equal in both sexes; prosternum with an acute carina in front; hind femora not ciliate at apex. The males have the fore and middle tarsi dilated and furnished with small equal disks. One species occurs in Indiana.

133 (1402). *COPELATUS GLYPHICUS* Say, Trans. Amer. Phil. Soc., 11, 1823, 99; *ibid.* 11, 512.

Oblong-ovate, rather narrow, subdepressed. Dark reddish-brown or piccon; antennæ and legs paler. Thorax almost smooth. Elytra each with ten deeply impressed striae, reaching almost to apex. Length 5-6 mm.

Throughout the State; scarce. April 4-October 21.

XIV. *AGABETES* Crotch. 1873. (Gr., "good + swimmer.")

This genus contains but one short, broad, depressed species having the head somewhat flattened; thorax very short, with sides rounded, not margined; prosternal spine with an acute carina. The males have the anal segment deeply impressed each side, and the front tarsal claws very long.

434 (1405). *AGABETES ACUDUCTUS* Harl., New Eng. Faun., 1828, 124.

Oval, subdepressed. Blackish or piceous, feebly shining; head, side margins of thorax and humeri of elytra reddish. Disk of thorax and surface of elytra with very numerous short scratches or impressions. Length 7-7.5 mm.

Lake, Kosciusko and Knox counties; rare. April 29-September 2.

XV. *ILYBIOSOMA* Crotch. 1873. (Gr., "mud or slime + body.")

This genus comprises two medium-sized species having the hind tibiae and tarsi very short; first tarsal joint shorter than the tibial spur. The males have the front and middle tarsi compressed, narrowly dilated; claws simple. One of the two, described from Canada and belonging to the boreal fauna, occurs in northern Indiana.

435 (1399). *ILYBIOSOMA BEFARIA* Kirby, Faun. Bor. Amer., IV, 1837, 71.

Oblong-ovate, subconvex. Black, shining; head in front, antennae, legs and side margins of thorax reddish-brown. Elytra with numerous minute longitudinal impressed lines which, behind the middle, are transverse. Length 6-7 mm.

Represented in the collection by a single specimen taken near Pine, Lake County. May 3.

XVI. *AGABUS* Leach. 1817. (Gr., a proper name.)

A large number of blackish or more or less metallic, rarely variegated beetles, ranging from 7 to 12 mm. in size and having the thorax margined; prosternum often acutely carinate; claws of hind tarsi equal; elytra usually very finely reticulate or alutaceous. The front tarsi of the males are swollen, the joints beneath being clothed with hairs which are usually tipped with minute disks. The hind legs are rather feebly developed for swimming, and the beetles are therefore often found under stones in wet, grassy places, or about the roots of semi-aquatic plants in marshes and shallow pools. More than 50 species are listed from the United States. Of these, 10 are known from Indiana while several others doubtless occur. On account of their close similarity they are difficult to separate unless both sexes are at hand.

## KEY TO INDIANA SPECIES OF AGABUS.

- a.* Outer front tarsal claw of male elongate and dilated or thickened beneath.
- b.* Elytra brownish-yellow; length 9.5 mm. ERYTHROPTERUS.
- bb.* Elytra black, finely and densely reticulate; length 6.5-7.5 mm. 436. ANTHRACINUS.
- aa.* Outer front claw of moderate length, not dilated beneath.
- c.* Front tarsal claws of male compressed, obtusely dentate at base.
- d.* Elytra brownish, more or less pale; inner margin of hind tibiae without punctures; prosternal spine acutely carinate along the middle; length 8.5-9.5 mm. 437. CONFINIS.
- dd.* Elytra black or brassy black; inner margin of hind tibiae with a row of punctures; prosternal spine broad, nearly flat; length 9-10 mm. 438. SERIATUS.
- cc.* Front tarsal claws of male simple or acutely dentate.
- c.* Front claws of male simple.
- f.* Inner margin of hind tibiae without punctures.
- g.* Prosternal spine rather narrow, convex.
- h.* Elytra dark reddish-brown, very shining, without a submarginal pale stripe, their surface not coarsely reticulate; length 7.5-8.5 mm. 439. PUNCTATUS.
- hh.* Elytra fuscous with a reddish-yellow submarginal stripe; their surface coarsely and unequally reticulate; length 8 mm. RETICULATUS.
- gg.* Prosternal spine broad, flat, polished; elytra black, each with a dull yellow submarginal stripe.
- i.* Broadly ovate; under surface reddish-brown; length 10 mm. 440. STAGNINUS.
- ii.* More narrowly ovate; under surface black; length 7.5-8 mm. OBTUSATUS.
- ff.* Inner margin of hind tibiae with a row of deep punctures; thorax finely margined; elytra uniform piceous, shining; length 9 mm. 441. GAGATES.
- cc.* Outer front claw of male acutely dentate near the base.
- j.* Elytra dull yellow with black stripes.
- k.* Body beneath wholly red; first joint of middle tarsi equal to the next three combined; length 9 mm. TENIOLATUS.
- kk.* Meso- and metasterna and coxae black; first joint of middle tarsi less elongate; length 7.5-8 mm. 442. DISINTEGRATUS.
- ll.* Elytra not dull yellow.
- l.* Elytra reddish-piceous with a greenish or brassy tinge, finely punctulate; length 7 mm. 443. ENEOLUS.
- ll.* Elytra black.
- m.* Form broad, subdepressed; elytra with a subapical pale stripe; length 8.5-9 mm. 444. SEMIVITTATUS.
- mm.* Form narrow, convex; elytra without pale stripe but with numerous irregular punctures; length 6-7 mm. 445. SEMIPUNCTATUS.

*A. erythropterus* Say, *A. reticulatus* Aubé and *A. obtusatus* Say are members of the boreal fauna known from Massachusetts to Lake Superior and perhaps occur in northern Indiana.

436 (1433). *AGABUS ANTHRACINUS* Mamm., Bull. Mosc., 11, 1852, 304.

Oval, moderately convex. Black, subopaque; antennæ, palpi and legs reddish-brown. Upper surface everywhere finely and densely reticulate. Elytra with a few fine scattered punctures toward apex. Prosternum distinctly widened behind the front coxæ, subcarinate its full length. Front and middle tarsi of male with distinct but small disks. Length 6-7.5 mm.

Kosciusko County; rare. June 1. Taken from border of sphagnum marsh. A boreal species ranging to Hudson's Bay and Alaska.

437 (9300). *AGABUS COFFINUS* Gyll., Ins. Suec., I, 1827, 511.

Oblong-oval, convex. Head, thorax and under surface black; elytra dark brown, polished; antennæ, front legs and margins of elytra reddish-brown; hind femora piceous. Elytra sparingly and irregularly punctate. Length 8.5-9.5 mm.

Lake and Laporte counties; frequent beneath rubbish along the shores of Lake Michigan. May 5-November 9.

438 (1411). *AGABUS SERIATUS* Say, Trans. Amer. Phil. Soc., 11, 1823, 97; *ibid.*, 11, 511.

Oblong-ovate, subconvex. Black, slightly bronzed, shining; antennæ and legs dark reddish-brown. Elytra very finely and closely reticulate, with two or three dorsal rows of punctures evident but indistinct. Length 9-10 mm.

Vigo and Posey counties; scarce. April 24-October 20. In Vigo County taken from beneath stone in bottom of deep ravine.

439 (1421). *AGABUS TUNCTATUS* Melsh., Proc. Phil. Acad. Nat. Sci., 11, 1844, 27.

Short, ovate, convex. Head, antennæ and legs reddish-brown; thorax and elytra darker brown; under surface piceous. Thorax with sides nearly straight, the margin distinct. Elytra with irregular dorsal rows of punctures and numerous additional scattered ones on apical half. Outer spur of hind tibiæ broad and large. Length 7.5-8.5 mm.

Lake and Marion counties. March 14-June 4. Common in woodland pond near Broad Ripple in early spring.

440 (1417). *AGABUS STAGNINUS* Say, Trans. Amer. Phil. Soc., 11, 1823, 100; *ibid.*, 11, 513.

Broadly ovate, subdepressed. Black or piceous, slightly bronzed above, shining; under parts reddish-brown; vertex with two small reddish spots. Sides of thorax but little rounded, strongly margined. Elytra very finely reticulate, with an indistinct submarginal yellowish stripe on apical half and three rows of rather large punctures. Length 10 mm.

Lake Wawasee, Kosciusko County; rare. June 1. This species is close to *semivittatus* but is larger, broader, more depressed and the male has simple claws.

441 (1417). *AGABUS GAGATES* Ambé, Spec. Gen., VI, 1838, 306.

Ovate, subconvex. Piceous, shining; antennae, legs, head in front, pro- and mesosterna and sides of thorax more or less reddish brown. Sides of thorax slightly rounded, rather strongly margined. Elytra finely and closely reticulate with dorsal rows of fine but evident punctures. Prosternal spine carinate. Length 9-9.5 mm.

Laporte and Vigo counties; scarce. August 26-November 4. Those found on the latter date were taken beneath stones in a damp ravine.

*A. taniolatus* Harr., is recorded from Ohio, New Jersey and Pennsylvania.

442 (1428). *AGABUS DISINTEGRATUS* Crotch, Trans. Amer. Ent. Soc., IV, 1873, 416.

Ovate, subconvex. Head and thorax dull reddish, the latter with the front and hind margins black; elytra dull yellow, with three or four narrow black stripes. Surface smooth. Length 8 mm. (Fig. 112.)

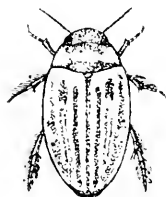


Fig. 112.  $\times 3$ .  
(After Wickham.)

Marion, Vigo and Lawrence counties; scarce. March 14-October 18.

443 (—). *AGABUS ENEOLUS* Crotch, Trans. Amer. Ent. Soc., IV, 1873, 417.

Ovate. Above reddish-brown or reddish-piceous, elytra often with a greenish tinge; beneath black or piceous; antennae and legs paler. Thorax strongly margined and with an angulate row of coarse punctures near the hind angles. Elytra very finely punctate and reticulate, with dorsal rows of coarser punctures which are confused towards apex. Prosternal spine subcarinate. Length 6.5-7 mm.

Lake County; rare. May 28. Taken from the beach of Lake Michigan near Pine.

444 (1419). *AGABUS SEMIVITTATUS* Lec., Ann. Lyc. Nat. Hist., V, 1849, 204.

Rather broadly ovate, subconvex. Black, shining; elytra with an indistinct submarginal yellowish stripe on apical third; antennae and legs reddish-brown. Sides of thorax nearly straight. Elytra finely and obsoletely punctate, the dorsal rows of punctures irregular, rather deeply impressed, confused toward the apex. Length 8.5-9 mm.

Lake, Laporte, Putnam, Morgan and Jefferson counties; scarce. May 5-September 5.

445 (1423). *AGABUS SEMIPUNCTATUS* Kirby, Faun. Bor. Amer., IV, 1837, 69.

Oblong-ovate, convex, the sides rather parallel. Black; antennae, mouth parts and legs reddish-brown. Elytra of male shining, very finely reticu-

late, with the dorsal rows of punctures well marked and additional ones in the intervals; of female opaque, more coarsely reticulate and without punctures. All the tarsal claws short and weak. Length 6-7 mm.

Lake and Laporte counties, beneath rubbish along the shores of lakes; scarce. May 25-October 21.

*Scutoplerus angustus* Lee., black, length 16 mm., is known from Canada, Lake Superior and Kansas.

XVII. RHANTUS Esch. 1833. (Gr., "to wet or soak.")

Medium-sized species having the thorax margined; last joint of hind tarsi as short as fourth, with claws unequal. Males with front and middle tarsi compressed, dilated, and with four transverse rows of disks on under side. The following species have been taken or may occur in Indiana:

KEY TO INDIANA SPECIES OF RHANTUS.

- a.* Claws of middle tarsi of male unequal, the outer one much longer than the inner.
- b.* Thorax with hind angles not prolonged; elytra blackish with numerous fine dull yellow markings.
- c.* Thorax with one or two median black spots; length 11.5-12 mm.
- d.* Legs dull yellow; discal spot of thorax divided by a narrow line.  
BINOTATUS.
- dd.* Femora black; discal spot entire, transversely quadrate.  
FLAVOGRISEUS.
- cc.* Thorax yellow, its front and hind margins black; length 10.5 mm.  
446. BISTRATUS.
- bb.* Thorax with base deeply bisinuate, the hind angles prolonged, acute; elytra wholly black or piecous; length 10 mm.  
SINUATUS.
- aa.* Claws of middle tarsi of male equal; upper surface entirely black; length 12 mm.  
447. CONFUSUS.

*R. binotatus* Harr., and *R. flavogriseus* Crotch, both have a range which may include northern Indiana.

446 (1466). RHANTUS BISTRATUS Bergst., Nom., 1, 42.

Rather shortly ovate. Head black, front and vertex dull yellow; thorax yellow, its front and hind margins black; elytra blackish, the margins and many small reticulate marks dull yellow; prosternum and four front legs reddish-brown; remainder of under surface black. Outer middle claw of male very broad, compressed. Length 9-10 mm.

Beach of Lake Michigan, near Pine, Lake County; rare. May 5-June 28.

*R. sinuatus* Lee., is known from New York, Illinois and Michigan.



## 417 ( ) . RHANTUS CONFUSUS sp. nov.

Elongate-oval, rather robust, subdepressed. Above uniform black, shining; antennae and palpi light reddish-brown; tibiae and tarsi dark reddish-brown; under surface piecons. Head smooth, the front with two small foveae between the bases of antennae. Thorax more than twice as wide as long, sides feebly curved, margins distinct; surface with sparse fine punctures near the front and hind margins. Elytra each with four double rows of fine, very confused punctures. Prosternum convex but not distinctly carinate along the middle. Length 12 mm. (Fig. 113.)



Fig. 113.  $\times 21$ .  
(Original.)

Floyd County; rare. September 28. Described from a single male taken from beneath a stone on the shore of the Ohio River. Under a strong lens the entire upper surface of both this and *bistriatus* is seen to be marked with very fine reticulated lines between which are numerous exceedingly minute punctures, giving it the appearance of being alutaceous.

## XVIII. COLYMBETES Clairv. 1806. (Gr., "dive swim.")

Rather large elongate beetles having the sides of thorax oblique, not margined; scutellum punctate; elytra with very fine transverse striae. The males have the anal segment triangularly emarginate and joints 2 and 3 of front and middle tarsi clothed with small equal disks. One species occurs in Indiana.

## 118 (471). COLYMBETES SCULPTUS Harr. N. Eng. Far., 1829, 8.

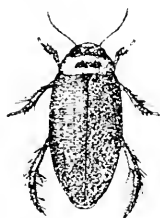


Fig. 114.  $\times 11$ .  
(After Wickham.)

Elongate-oval. Vertex black with two small paler spots; thorax, front of head and margins of elytra dull yellow, the thorax with a black transverse discal bar; disk of elytra darker; under surface black, legs and hind margins of abdominal segments reddish-brown. Length 16 mm. (Fig. 114.)

Occurs sparingly along the shore of Lake Michigan; not noted elsewhere but should occur. May 5-June 26.

## Tribe III. DYTISCINI.

Diving beetles of large or medium size, easily distinguished by the peculiar dilated form of the front tarsi of the males. In these the first three joints form a circular cushion with small disks on the under side. The middle tarsi are also frequently dilated, the joints being oblong with variously arranged disks or suckers beneath. Sometimes, as in *Acilius*, there are three well-marked sizes of disks on the same foot. The tribe is represented in the United States by six genera, five of which occur in Indiana.

## KEY TO INDIANA GENERA OF DYTISCINI.

*a.* Length one inch or more; joints of hind tarsi not fringed with flattened hairs on the outer margin, the last one with two claws; front tarsi of males with two large and numerous small disks.

XIX. DYTISCUS.

*aa.* Length scarcely exceeding one-half inch; joints of hind tarsi fringed on the outer margin.

*b.* Spurs of hind tibiæ acute at apex; claws of hind tarsi unequal.

XX. HYDATICSUS.

*bb.* Spurs of hind tibiæ emarginate at apex.

*c.* Elytra either 4-sulcate (female), or with distinct, closely placed, moderate sized punctures (male).

XXI. ACILIUS.

*cc.* Elytra not distinctly punctured, sometimes very finely punctulate or partially aciculate.

*d.* Middle femora with long conspicuous setæ.

XXII. THERMONECTES.

*dd.* Middle femora with short, stout setæ.

XXIII. GRAPHODERUS.

The emarginate or bifid tips of the tibial spurs in the last three genera are very fine, and must be looked for with a good lens.

XIX. DYTISCUS Linn. 1735. (Gr., "a diver.")

To this genus belong the largest of our diving beetles. They are of a dark olive-brownish hue, with the clypeus and a stripe along the sides of thorax and elytra dull yellow; front and hind margins of thorax also usually more or less yellow. (Fig. 115.) Form elongate-oval, little convex and of variable width; clypeus separated from head by a suture visible across the full width of head; thorax not margined; claws equal in both sexes. The females of some species always have the elytra deeply and broadly sulcate; in




FIG. 115. Dytiscus: *a*, larva of *D. nearcticus* devouring a larva of *Ephemera*; *b*, pupa of same; *c*, *D. fusciventris* Say; grooved elytron of female; *d*, front tarsus of male, under side, showing the suction cups; *e*, same of female. (After Riley.)

some they are always smooth, while in a third group the females are dimorphic, i. e., have either smooth or sulcate elytra. Four species are known from Indiana, while three others perhaps occur.

## KEY TO INDIANA SPECIES OF DYTISCUS.

- a.* Labrum distinctly emarginate at middle.  
*b.* Hind coxal processes rounded or acute, not spinose.  
*c.* Thorax with sides yellow, base and apex not or only indistinctly so.  
*d.* Abdominal segments reddish brown with a piceous hind margin; elytra of female always sulcate. 149. *FASCIVENTRIS*.  
*dd.* Abdominal segments uniform black or piceous; elytra of females smooth.  
*c.* Elytra without a narrow subapical cross-bar of yellow; smaller, 25-27 mm. 150. *HYBRIDUS*.  
*cc.* Elytra with a narrow oblique subapical cross-bar; larger, 32-35 mm. 151. *VERTICALIS*.  
*cc.* Thorax with base and apex, as well as sides, distinctly and rather broadly yellow; females dimorphic.  
*f.* Hind coxal processes acute; length 33 mm. *MARGINALIS*.  
*ff.* Hind coxal processes obtuse; length 30 mm. *SUBIMBRATUS*.  
*bb.* Hind coxal processes produced, distinctly spinose; thorax with base, apex and sides broadly yellow; length 31-35 mm. *DAURICUS*.  
*aa.* Labrum nearly truncate at middle; thorax with all the margins distinctly and broadly yellow; females dimorphic. 152. *HARRISI*.

149 (1181). *DYTISCUS FASCIVENTRIS* Say, Long's Exped., 11, 270; *ibid.*, 1, 177.

Elongate-oval. Greenish-black above; thorax margined with yellow only on the sides, or with a faint trace of yellow at base and apex. Elytra of female each with ten grooves which reach beyond the middle; their apical third finely and rather densely punctate. Length 25-28 mm. (Fig. 116.)

Dekalb and Marion counties; frequent. April 10-July 18.



Fig. 116.  
Natural size.

150 (1782). *DYTISCUS HYBRIDUS* Aubé, Spec. Gen., VI, 1838, 116.

Regularly ovate. Thorax shorter than in *fasciventris*, the apex usually narrowly yellow and sometimes with a faint yellow line at base. Pale margin of elytra of nearly equal width throughout. Length 26-28 mm.

Lake, Laporte, Starke, Vigo and Posey counties; frequent. April 15-September 19.

151 (1183). *DYTISCUS VERTICALIS* Say, Trans. Amer. Phil. Soc., 11, 1823, 92; *ibid.*, 11, 506.

Oval, rather broad. Thorax margined with yellow only on sides. Elytra with three rows of well marked dorsal punctures; the marginal yellow line narrowing on apical half, the subapical line often somewhat indistinct. Length 33-35 mm.

Beach of Lake Michigan near Millers, Lake County; scarce. May 28.

*D. marginalis* Linn., *D. sublimbatus* Lec. and *D. dauricus* Gebl., are all boreal species which may occur in northern Indiana.




Fig. 117. Two-thirds natural size. (After Wickham.)

452 (1491). *DYTISCUS HARRISH* Kirby, Faun. Bor. Amer. 1837, 76.

Broadly oval. Thorax at base, apex and sides broadly bordered with yellow. Elytra with marginal stripe narrowed only near apex, and with a narrow subapical cross-bar as in *verticalis*. Abdominal segments reddish-yellow margined with piceous. Length 38-40 mm. (Fig. 117.)

Lake and Marion counties; rare. June 26. Our largest and best marked species. The Marion County specimen is in the Dury collection.

## XX. *HYDATICUS* Leach, 1817. (Gr., "found in the water.")

Moderate sized, convex, regularly oval species having the thorax not margined; prosternal spine with a rather broad oval expansion, and obtuse or rounded at apex; hind tarsal claws unequal, the inner one the longer. The dilated front tarsi of males bear numerous subequal disks, the middle tarsi being also broadly dilated and with four rows of disks. Three species have been taken in the State, while another may occur.

### KEY TO INDIANA SPECIES OF *HYDATICUS*.

- a.* Rows of punctures on upper face of hind tibiae distant from one another and parallel with outer border of tibiae.
  - b.* Above reddish-brown; sides of thorax dull yellow. 453. *PICEUS*.
  - bb.* Above piceous; thorax reddish with a black basal cross-bar.
    - c.* Elytra each with four or five narrow dull yellow lines. 454. *STAGNALIS*.
    - cc.* Elytra uniform piceous, the margin only paler. 455. *LEVIDENNIS*.
- aa.* Rows of punctures on upper face of hind tibiae rather close together and not parallel with hind margins; thorax as in *stagnalis*; elytra with a submarginal yellow stripe, recurved at the humerus and not reaching apex. *BIMARGINATUS*.

153 (1479). *HYDATICUS PICEUS* Lec., New Sp. N. Amer. Col., 1, 1863, 23.

Oval, moderately convex. Dark reddish-brown; subopaque, front of head, margins of thorax and elytra paler; front and middle legs pale brown; hind legs and abdomen darker. Dorsal rows of punctures evident but indistinct. Female with several irregular elongate punctures each side of middle of front of thorax. Length 12-13 mm.

Lake and Wells counties; scarce. April 29—June 25.

151 (1177). *HYDATICUS STAGNALIS* Fab., Man. I, 191.

Ovate, subconvex. Above piceous; thorax and front of head reddish-yellow, the former with a curved black basal cross-bar which does not reach

the margins; elytra with the margin broadly yellow and usually with a sub-basal yellowish band from which extend backward four or five narrow dull yellow lines; under surface dark piceous, the prosternum paler. Length 12.5-14 mm.

Lake and Steuben counties; rare. May 27<sup>\*</sup> August 16.

155 (1178). *HYDATICUS LEVIPPENNIS* THOMS., Op. Ent., 111, 321.

Elongate-oval, subconvex. Piceous above and beneath; front of head, thorax except a basal cross-bar, front and middle legs and antennae reddish-yellow; side margins of elytra dull brownish-yellow; middle tibiae piceous. Dorsal rows of punctures distinct. Female with tips of elytra slightly produced and subsinuate. Length 12.5 mm.

One male in Field Museum collection from "Ind.," probably St. Joseph County. The dark basal cross-bar of thorax is widest at middle and tapers to a line each side.

*H. bimarginatus* Say, 12 mm. in length, occurs from Ohio to Georgia and Florida.

#### XXI. *Achilus* Leach, 1817. (L., a Roman name.)

Medium-sized subdepressed species, slightly obovate in form, and having the upper surface distinctly and regularly punctate; thorax not margined; hind coxae very large. Females with elytra either sulcate or smooth. Males with front tarsi broadly dilated, with one large and two small disks beneath, the middle tarsi simple, the hind claws equal. (Fig. 118.) Two species have been taken in Indiana, while one other may occur.



Fig. 118.  
(After Comstock.)

#### KEY TO INDIANA SPECIES OF *ACHILUS*.

*a.* Vertex with a distinct M-shaped black mark; sulci of female elytra unequal in length, the outer ones longer and reaching nearly to base.

*b.* Hind femora reddish-brown; length 12.5-14 mm.

156. *SEMISULCATUS*.

*bb.* Hind femora black; length 12 mm.

*MEDIATUS*.

*aa.* Vertex without an M-shaped mark; sulci of female subequal in length and reaching only to middle of elytra; length 13-15 mm.

157. *FRAIERNUS*.

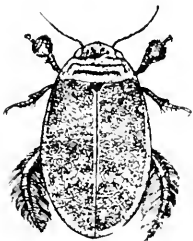


Fig. 119. - 2.  
(After Weickham.)

156 (1192). *ACHILUS SEMISULCATUS* Aubé, Spec. Gen., VI, 1838, 132.

Broadly oval or obovate. Dull brownish-yellow above; head with base and an M-shaped mark on vertex black; thorax with two transverse black lines on disk, the front one the wider; elytra closely marked with black dots and with subapical yellowish cross-bar. Length 12.5-14 mm. (Fig. 119.)

Lake, Marshall, Marion and Vigo counties; frequent. June 12 August 15.

*A. medialis* Say has the same range as the other two species, and should therefore occur in the State.

157 (1493). *ACILIUS FRATERNUS* Harr., New Eng. Far., 1829, 8.

Close to *scnisulcatus*, but a little larger, darker and more densely punctured. Black lines of thorax broader; femora nearly black. Length 13-14.5 mm.

Marion, Putnam and Vigo counties; frequent. March 14–August 12. In *coilu* on the earlier date, motionless, heads downward and ventral sides together. When disturbed they dived quickly and hid in the leaves and trash at the bottom of the water.

XXII. *THERMONECTES* Esch., 1833. (Gr., "a warm spring + swimmer.")

Medium-sized, rather convex species resembling *Acilius* in appearance, but having the upper surface polished, smooth, or with but one to three dorsal rows of punctures; thorax without side margins; prosternal process broad and short; hind tarsal claws unequal. The front tarsi of the males bear two or three larger basal and numerous small unequal disks on the lower side. The basal halves of elytra of females are marked with numerous short, deep elongate punctures. Two species occur in the State.

458 (1495). *THERMONECTES ORNATICOLLIS* Aubé, Spec. Gen., VI, 1838, 140.

Ovate, subconvex. Above dull yellow; head with vertex and an M-shaped mark black; thorax with two transverse black lines, the front one the narrower; elytra marked with many small black more or less confluent dots, and an indistinct black bar behind the middle; under surface reddish-brown. Elytra each with two discal rows of rather distinct distant punctures. Length 11.5-13 mm.

Vigo County; rare. May 28.

459 (1496). *THERMONECTES BASILARIS* Harr., N. Eng. Far., 1828, 8.

Ovate, subconvex. Above black; head in front and a transverse line on the vertex dull yellow; thorax with the sides and a narrow discal bar of the same color; elytra with the margins, a sub-basal cross-bar and some vague markings on the sides yellowish; under surface reddish-brown or piceous, the front and middle legs paler. Elytra punctate as in *ornaticollis*. Length 9-10 mm.

Lake, Marshall and Putnam counties; scarce. May 20–August 15.

XXIII. *GRAPHODERES* Esch., 1833. (Gr., "write + skin.")

This genus is close to *Thermonectes*. The males have the front tarsi as there, but have also the middle tarsi dilated and bearing two

rows of disks on under side. The elytra of female are either smooth or rough, with minute tubercles. Two species are known from Indiana.

160 (1898). *GRAPHOPHERES LIBERUS* Say, Journ. Phil. Acad. Nat. Sci., V, 1825, 160; *ibid.* 11, 271.

Slightly obovate, subdepressed. Head and thorax dull reddish-yellow, the latter sometimes piceous at base; elytra blackish-brown, with numerous fine yellow vermiculate marks, these sometimes forming a yellowish margin; under surface reddish-brown, the legs paler. Elytra each with two rows of indistinct dorsal punctures. Length 11.5-12 mm.

Putnam and Lawrence counties; frequent in woodland ponds. August 7-August 12.

161 (1899). *GRAPHOPHERES FASCICOLLIS* Haff., N. Eng. Faun., VII, 1828, 156.

Broadly ovate, subconvex. Head with occiput and an M-like mark black; thorax dull yellow with a rather broad black bar on front and hind margins; elytra blackish, thickly marked with dull yellow dots, the margins and a very narrow sutural line yellow; under surface dull brownish-yellow. Length 13.5-14.5 mm.

Lake and Marion counties; scarce. March 23-May 27. This species is said by Sharp to be distinguished from the European *G. cinereus* Linn. by the male having fewer disks on the front and middle tarsi. In one male from Pine, Indiana, the middle tarsi are not at all dilated.

#### Tribe IV. CYBISTRINI.

This tribe is represented in the United States by a small number of large species belonging to the single genus *Cybister*. They have the spiracles very small; hind legs broad and powerful; their tibiae short and broad, with the lower one of the two apical spurs dilated; hind claws very unequal, the inner being obsolete or wanting in our species. The front tarsi of the males have joints 1-3 dilated into a large circular disk bearing four rows of equal-sized cupules. In the hollows behind the hind coxa of the males are four or five deep ridges which, when rubbed by a ridge on the under side of the femur, form a stridulating organ.

#### XXIV. *CYBISTER* Esch. 1833. (Gr., "a tumbler or diver.")

This genus is considered as representing the highest and most completely developed form of Dytiscidae. One of the five species known from the United States occurs in Indiana.

462 (1502). CYBISTER FIMBRIOLATUS Say, Trans. Amer. Phil. Soc., II, 1823, 9; *ibid.*, II, 506.

Ovate, more or less wedge-shaped. Above brown with a faint greenish tinge; thorax and elytra with a broad yellow margin; front of head, four front legs and spots at sides of abdominal segments 3 to 6, also yellow. Thorax and elytra of female, except along the suture, with numerous fine short impressed lines. Length 30-33 mm.

Throughout the State; frequent. May 27-September 20. In autumn sometimes found beneath rubbish on the beaches of lakes.

## Family V. GYRINIDÆ.

### THE WHIRLIGG BEETLES.

In the little bays of lakes and ponds and along the quiet places of flowing streams one often sees, close into shore, large colonies of beetles playing and gyrating upon the surface of the still water. These beetles are oval or elliptical in form, somewhat flattened, more or less attenuate at either end and usually of a brilliant bluish-black color. The name of the family is founded upon the principal genus *Gyrinus*, which in turn is derived from a Greek word meaning "a circle," and given to these insects on account of their habit of moving in little circles upon the surface of the water. They do not swim, as commonly stated, but glide or skate upon the surface-film of the water in the same manner as do the wherrymen or water-spiders among the Hemiptera. Except when pursued they rarely dive beneath the surface, and they then carry with them a small supply of air and stay but a short time. Being so agile they are difficult to capture even with a net. When handled they exude a milky fluid which usually has a disagreeable odor, but in certain species resembles that of ripe apples, hence they are sometimes called "apple bugs."

Some of the species occasionally crawl out of the water onto logs, stones or other objects, where they bask in the sunlight. If approached when so engaged, they let go all hold and tumble, instead of crawling back into the water, much in the same way as does a basking turtle. When undisturbed, the colonies or groups are usually massed close together, and are sometimes almost quiescent. The least alarm will, however, cause a large, closely bunched assembly to scatter widely in all directions.

From the margins of these groups individuals are continually darting out for a short distance, then back again. These little journeys are probably made in search of prey, as the beetles snap vigor-



ously at any small insect they meet upon the surface of the water. Sometimes the outsider becomes alarmed and skates back at full speed into the assembly, putting its members into wild stampede.

Although easily recognized by their form and habits, the *Gyrinida* are distinguished from allied families by having the eyes completely divided by the sides of the head into upper and lower parts, both rounded, so that they appear to have four eyes, two for looking up into the air and two for gazing down into the water. (Fig. 120.) The antennae are very short, thick, inserted behind the mandibles, the third joint enlarged so as to resemble an external ear, the following joints rather broad and united so as to form a spindle-shaped appendage (Fig. 4, No. 16); front legs very long, rather slender, and when at rest placed in oblique grooves between the pro- and mesosterna; middle and hind legs short, broad, very much flattened; tibiae without spurs; tarsi 5-jointed, the joints in part flattened and triangular.

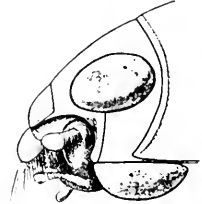


Fig. 120. Head of a Gyrinid beetle, *Dineutes*, to show divided eye. (After Folsom.)

The eggs of the Gyrinida are laid in parallel rows upon the leaves of aquatic plants. The grubs are long, narrow and much flattened, and breathe by means of tracheal gills attached to the abdominal segments. (Fig. 121.) They are chiefly carnivorous, and when full grown leave the water and spin a gray, paper-like cocoon on some nearby object, in which they undergo the pupal stage.

Only about 40 species of Gyrinida are known from the United States. These are divided among three genera, two of which are known to occur in the State, while the single species of the third is recorded from Quincy, Illinois, and may yet be found in the western part of Indiana.

The only papers treating of the North American species of the family are as follows:

*LeConte*.—"The Gyrinida of America North of Mexico," in Proc. Phil. Acad. Nat. Sci., 1868, 365.

*Roberts, C. H.*.—"The Species of *Dineutes* of America North of Mexico," in Trans. Amer. Ent. Soc., XXII, 1895, 279.

#### KEY TO GENERA OF GYRINIDÆ.

- a.* Last ventral segment depressed, rounded at tip.
- b.* Scutellum distinct; length less than 8 mm. I. GYRINUS.
- bb.* Scutellum invisible; labrum transverse; length 9 or more mm. II. DINEUTES.

*aa.* Last ventral elongate, conical; labrum prominent; scutellum invisible; length 6 mm. GYRETES.

1. GYRINUS Linn. 1733. (Gr., "a circle or ring.")

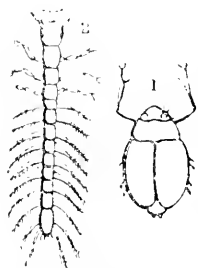


Fig. 121. 1, beetle; 2, larva.  
(After Packard.)

Our members of this genus are smaller, more narrow and more convex than those of the next. They have eleven rows of distinct punctures on each elytron which, when held in a certain light, usually reflect a golden tint; the legs are always reddish-brown or yellowish in hue. (Fig. 121.) On account of the close resemblance between the species, their definition and recognition is quite difficult. The following have been taken or perhaps occur in Indiana.

KEY TO INDIANA SPECIES OF GYRINUS.

- a.* Scutellum finely but distinctly carinate. 463. MINUTUS.
- aa.* Scutellum flat.
- b.* Under side margin of thorax and epipleura brownish-yellow.
- c.* Under surface uniform brown or brownish-yellow.
- d.* Larger, 6-7 mm.
- c.* Polished black, not bronzed or iridescent. 464. FRATERNUS.
- cc.* Black, very highly iridescent, margins and sides bronzed.
- f.* Tips of elytra rounded; form broader. 465. VENTRALIS.
- ff.* Tips of elytra truncate; form more narrow. AQUIRIS.
- dd.* Smaller, 4.5-5.5 mm.
- g.* Form more elongate; tips of elytra rounded, covering only half of last ventral segment.
- h.* Margins, sides and suture of elytra distinctly bronzed. 466. LENEOLUS.
- hh.* Elytra not at all bronzed. 467. DICIDRUS.
- gg.* Form short, broad; tips of elytra nearly truncate, almost or wholly covering the last ventral segment. 468. LIMBATUS.
- cc.* Under surface black or piceous, bronzed; last ventral segment reddish-brown.
- i.* Upper surface finely alutaceous; length 7-8 mm. 469. AFFINIS.
- ii.* Upper surface not alutaceous; length 5.5 mm. 470. PICEOLUS.
- bb.* Under side margin of thorax and epipleura metallic black.
- j.* Front margin of mesosternum regular in form.
- k.* Elytra highly polished, distinctly bronzed.
- l.* Smaller and more narrow, 5-6 mm.; outer rows of elytral punctures but little stronger than inner. 471. ANALIS.
- ll.* Longer and broader, 7 mm.; outer rows of elytral punctures distinctly impressed. 472. BOREALIS.
- kk.* Elytra black, scarcely polished and not at all bronzed. 473. LUGENS.
- ij.* Front margin of mesosternum trilobed, with an oblique impression each side; under surface black; length 5-6 mm. PECTORALIS.

163 (1505). *GYRINUS MENUTUS* Fab., Syst. Eleut., I, 1801, 276.

Elongate-oval. Above blue-black; sides and margins of elytra bronzed; beneath brownish-yellow, abdomen black, last ventral segment piceous. Median line of thorax and scutellum with a fine carina; mesosternum with a deep median furrow. Length 4.5 mm.

Woodland pond near Broad Ripple, Marion County; scarce. May 15. Readily known by the carinate scutellum and bicolored under surface.

461 (1508). *GYRINUS FRATERNUS* Coup., Can. Nat., 2nd Ser., II, 60.

Elongate-oval, rather robust. Above bluish-black, polished, not bronzed; under surface uniform dark reddish-brown. Tips of elytra broadly rounded. Length 6 mm.

Pine, Lake County and Hudson Lake, Laporte County; scarce. May 20–August 20. Known by the more robust form and entire absence of bronzed lustre.

165 (1513). *GYRINUS VENTRALIS* Kirby, Faun. Bor. Amer., IV, 1837, 80.

Oval. Above black, very highly polished, iridescent; margins, sides and suture of elytra bronzed; beneath reddish-brown, sides and tip of abdomen a little paler. Length 6.5–7 mm. (Fig. 122.)

Northern half of State; common. March 14–September 19. A handsome species, easily known by its larger size and more brilliant iridescent surface.

*G. aquiris* Lec., 6.5 mm. in length, is recorded from the Middle States and Lake Superior.



Fig. 122. - 5.  
(Original.)

166 (1509). *GYRINUS LEXEOLUS* Lec., Proc. Phil. Acad. Nat. Sci., 1868, 368.

Elongate-oval. Above uniformly black-bronzed, very shining; beneath dark reddish-brown, the last two ventral segments paler. Elytral punctures in both this and *limbatus* larger and more distinct than in *dichrous*. Length 5–5.5 mm.

Low meadow ponds near Bass Lake, Starke County, and Huntington, Dubois County; scarce. April 8–May 9.

167 (1511). *GYRINUS DICHOUS* Lec., Proc. Phil. Acad. Nat. Sci., 1868, 368.

Resembles the next but wholly without bronzed lustre. Punctures of elytral striae smaller, more crowded. Length 4.5 mm.

Lake Maxinkuekee; scarce. August 17.

468 (1510). *GYRINUS LIMBATUS* Say, Trans. Amer. Phil. Soc., II, 1823, 109; *ibid.* II, 520.

Short, broad, but little attenuate behind. Above black, shining, distinctly bronzed, especially so on margins and suture of elytra and front margin of thorax; beneath reddish-brown, the middle segments of abdo-

men darker. Elytra broad, tapering but little behind, tips subtruncate, outer angle rounded; covering the entire abdomen (male) or leaving only the tips exposed (female). Length 3.8-4.2 mm.

Taken only along the borders of Wawasee and Hudson lakes, where it was found in very large colonies. July 15-July 18.

169 (1519). *GYRINUS AFFINIS* Aubé, Spec. Gen., VI, 1838, 669.

Elongate-oval. Black, moderately shining; upper surface minutely albifacous, margins bronzed; beneath dusky bronzed, the last ventral segment reddish-brown. Elytra with tips more concave than usual, their punctures fine, close-set. Length 6.5-7.5 mm.

Putnam County; scarce. July 4.

170 (—). *GYRINUS PICCOLUS* sp. nov.

Oval, moderately convex. Black, polished, the suture and side margins of elytra bronzed; under surface black, the last ventral paler; epiplenia and legs reddish-brown. Elytral punctures well marked, the outer two rows coarser. Length 5.5 mm.

Lake County; rare. May 5.

171 (1521). *GYRINUS ANALIS* Say, Trans. Amer. Phil. Soc., II, 1823, 108; *ibid.*, II, 520.

Elongate-oval. Black, bronzed both above and beneath; upper surface not highly polished; beneath black, legs and last ventral segment reddish-brown. Elytra with tips broadly but obtusely rounded. Length 5-6 mm.

Throughout the State; common. April 11-October 23.

172 (1527). *GYRINUS BOREALIS* Aubé, Spec. Gen., VI, 1838, 692.

Broadly oval. Above black, highly polished, margins and sides of elytra bronzed; beneath black, the last ventral segment dark brown. Punctures of elytral striae fine, rather close. Length 7 mm.

Throughout the State; frequent. April 23-August 15. Resembles *ventralis* but broader and with under surface black.

173 (1528). *GYRINUS LUGENS* Lec., Proc. Phil. Acad. Nat. Sci., 1868, 339.

Broadly oval. Resembles *borealis*, but above black, slightly polished, not at all bronzed; beneath black, the last ventral segment dark brown. Elytra with tips more rounded and with outer angles less distinct; punctures finer, more distant one from another. Length 6 mm.

Lake and Laporte counties; scarce. May 20-July 15.

*G. pectoralis* Lec., is a boreal species which may occur in northern Indiana.

II. *DIXERTES* MEL., 1819. (Gr., "to whirl or swim in an eddy.")

The species of this genus are all of fair size, more or less oval and subdepressed. They have the upper surface usually shining,

bronzed and finely reticulate; labrum rounded in front and ciliate; scutellum invisible; elytra with nine slightly impressed striae which are sometimes very indistinct. Front tarsi of males moderately dilated and densely clothed beneath with papillae, forming an elongate, narrow brush. Four species are known from Indiana, while another may occur.

## KEY TO INDIANA SPECIES OF DINEUTES.

- a.* Sides of thorax and elytra with a bronzed submarginal stripe; length 12-15.5 mm. VITTATUS.
- aa.* Sides without submarginal stripe; length not over 11 mm.
- b.* Under surface uniform brownish-yellow. 474. DISCOLOR.
- bb.* Under surface black or bronzed.
- c.* Sutural angles of elytra rounded in both sexes; femora of male toothed. 475. EMARGINATUS.
- cc.* Sutural angles distinct in female; femora of male not toothed.
- d.* Sutural angles of both sexes produced backward; tips of female elytra feebly separated. 476. ASSIMILIS.
- dd.* Sutural angles of elytra of male rounded; those of female produced backward with the tips strongly separated. 477. HORNII.

*D. vittatus* Aubé has a range which probably includes southern Indiana, but it has not yet been taken in the State.

474 (1534). *DINEUTES DISCOLOR* Aubé, Spec. Gen., VI, 1838, 784.

Oblong-oval, moderately convex, narrowed in front. Above black-bronzed, shining; under surface brownish-yellow to straw color. Elytra with side margins at outer apical angle and tips slightly sinuate, the sutural angles weakly produced; femora of male with a triangular tooth. Length 11.5-13 mm.

Steuben, Kosciusko, Putnam and Martin counties; very common in East Fork of White River. June 26-September 3. Easily known by the narrower front half of body and pale under surface.

475 (1538). *DINEUTES EMARGINATUS* Say, Trans. Amer. Phil. Soc., 11, 1823, 108; *ibid.* 11, 519.

Rather broadly oval, moderately convex. Above black or blackish-bronzed, not very shining; beneath black, very shining, slightly bronzed; middle and hind legs, narrow margin and tip of abdomen, paler. Side margins of elytra in male, not in female, slightly sinuate near tips; sutural angles broadly rounded. Length 10-11 mm.

Pond near University farm, east of Mitchell, Lawrence County; scarce. August 7. Probably throughout the southern half of State.

476 (1536). *DINEXUTES ASSIMILIS* Aubé, Spec. Gen., VI, 1838, 778.



Fig. 123.  $\times 24$ .  
(Original.)

Oblong-oval, distinctly convex. Above black, strongly bronzed; beneath black, very shining; abdominal segments often tinged with brown; legs brownish-yellow. Elytra of male feebly sinuate near tips, the latter but slightly separated at suture, the angles but little produced backwards; those of female more strongly sinuate both on side margins and near tips, the latter more widely separated at suture, the angles distinctly produced backwards. Length 10-11.5 mm. (Fig. 123.)

Throughout the State; common. May 9–September 19. This is the species usually known as the "apple-bug," on account of the odor exhaled from the milky fluid exuded from anal segment.

177 (—). *DINEXUTES HORNII* Roberts, Trans. Amer. Ent. Soc., XXII, 1895, 284.

Closely resembles *assimilis* but usually smaller, more obovate. Distinguished by the elytra of males having the sutural angles rounded, those of female more widely separated at apex. Length 9.5-11 mm.

Lakes of northern Indiana; common. May 6–August 20.

*Gyrtes sinuatus* Lec., elongate-oval, dark bronzed, very shining, sides of thorax and elytra densely punctured and pubescent, has been taken at Quincy, Illinois.

## Series II. CLAVICORNIA.

This is a large and unwieldy group of families having few characters in common, except that the antennae are enlarged to form a more or less distinct club toward the tip. It is here that the tarsal system has its feeblest value, as every possible variation exists from the 5-jointed to the 1-jointed. In the tables which follow certain families (whose numbers are given in parenthesis), and other subdivisions\* (whose names are given in italics), rightfully for the most part belong to the Serriicornia, but their antennae are often so obviously clavate as to lead the student amiss. Those which there belong are also included in the Serriicornia table, where their aberrant character becomes at once apparent. In order to shorten and simplify the key to families of Clavicornia the Series is first divided into four groups or Subseries, and these in turn into families.

### KEY TO SUBSERIES OF INDIANA FAMILIES OF CLAVICORNIA.

- a. Elytra short, leaving the greater part of the abdomen exposed above; wings usually present, and when not in use folded beneath the short elytra; dorsal part of the abdomen entirely horn-like in texture; tarsal joints varying in number.

Subseries A. BRACHELYTRA CLAVICORNIA, p. 243.

\* The number of the family to which these subdivisions belong is also included in parenthesis.

*aa.* Elytra usually long, covering the greater part of the abdomen; when short the wings wanting or, if present, not folded under the short elytra when at rest; dorsal part of the abdominal segments partly membranous.

*b.* Tarsal joints on at least one pair of tarsi, five in number.

Subseries B. PENTAMERA CLAVICORNIA, p. 213.

*bb.* Tarsal joints on all the tarsi less than five in number.

*c.* Tarsi four-jointed (front ones three-jointed in the males of some Mycetophilagidae).

Subseries C. TETRAMERA CLAVICORNIA, p. 216.

*cc.* All the tarsi three-jointed.

Subseries D. TRIMERA CLAVICORNIA, p. 217.

### Subseries A. BRACHELYTRA CLAVICORNIA.

This group or subseries comprises but two families, whose members subsist for the most part upon decaying animal or vegetable matter, or occur beneath stones, in rotten wood or in the nests of ants.

#### KEY TO FAMILIES OF BRACHELYTRA CLAVICORNIA.

*a.* Abdomen not flexible; ventral segments 5 or 6; form short, robust; maxillary palpi usually greatly developed and variable in form; tarsi with not more than three joints; length less than 3.5 mm.

Family X. PSELAPHIDÆ, p. 305.

*aa.* Abdomen flexible or capable of being curled upward; seven or eight segments visible from below; form usually narrowed and elongated.

Family XI. STAPHYLINIDÆ, p. 334.

### Subseries B. PENTAMERA CLAVICORNIA.

This group is composed, for the most part, of land and water scavenger beetles whose office it is to hasten the decomposition and removal of dead organic matter. They occur upon dead animals, under the bark of dead trees and on decaying fungi, fruit, etc. Of them Le Baron has written: "The only other insects which can be compared with these in usefulness as scavengers, is the extensive family of Muscida, in the two-winged flies. It is interesting to observe the order in which these various tribes of scavenger insects perform their respective parts. First come the Muscida, which, in the form of carrion flies, deposit their eggs or fly-blows upon dead animal matter at the first moment of decay, and, in very hot weather almost immediately after life has ceased. Soon after these come the carrion beetles, the Silphæ and Necrophori, whose larvæ, like the maggots of the flesh flies, are seen reveling in the putrescent matter at the most offensive stage of decomposition. When the softer parts have been devoured and only the osseous and liga-

mentary portions remain, other families of scavengers succeed namely, the skin-beetles, Dermestida, and the bone-beetles, Necrobii and Nitidulæ, which adhere to the dried carcass as long as any vestige of animal matter remains."

The following families of this subseries are represented in Indiana:

KEY TO FAMILIES OF PENTAMERA CLAVICORNIA.

- a.* Ventral segments all free and movable.
- b.* Mentum large, the palpi distant at base.
- c.* Eyes present; habits aquatic or subaquatic; mentum quadrate, its hind angles not prolonged; antennæ short, or less than eleven-jointed; maxillary palpi as long as or longer than the antennæ.  
Family VI. HYDROPHILIDÆ, p. 247.
- cc.* Eyes wanting; habits terrestrial; mentum transverse, its hind angles prolonged; antennæ rather long, eleven-jointed, its outer joints but slightly thicker. Family VII. LEPTINIDÆ, p. 271.
- bb.* Mentum moderate or small, the palpi close together at base.
- d.* Front coxæ conical.
- c.* Front coxæ transversely prolonged at middle, but slightly prominent; thorax (in our species) serrate at margin; abdomen with five visible segments, the first not elongated; antennæ with the last three joints somewhat but not suddenly enlarged; length less than 3.5 mm. Family XXX. DERODONTIDÆ, p. 670.
- cc.* Front coxæ large, prominent, not transversely prolonged at middle.
- f.* Hind coxæ more or less conical and prominent.
- g.* Eyes finely granulated, sometimes absent; hind coxæ usually contiguous; antennæ usually with a compact club, but oftentimes nearly biliform (burying and carrion beetles).  
Family VIII. SULPHIDÆ, p. 272.
- gg.* Eyes coarsely granulated; hind coxæ separated; length less than 3 mm. Family IX. SCYDMENIDÆ, p. 291.
- ff.* Hind coxæ not prominent.
- h.* Antennæ long, slender, sometimes hair-like; elytra shorter than abdomen, the latter thick, conical, and pointed, its last ventral elongate; tarsi long and slender; length less than 5 mm. Family XIII. SCAPHIDIDÆ, p. 490.
- hh.* Antennæ moderate in length, capitate; hind coxæ grooved for the reception of the thighs in repose; body usually scaly or pubescent; elytra entire; length less than 10 mm.  
Family XXIV. DERMESTIDÆ, p. 587.
- dd.* Front coxæ not conical, not prominent.
- i.* Front coxæ rounded or oval.
- j.* Hind coxæ not grooved to receive the thighs.
- k.* Hind coxæ contiguous; body very compact and convex, elytra entirely covering it; antennæ with a three-jointed club; length less than 3 mm.  
Family XIV. PHALACRIDÆ, p. 197.



*kk.* Hind coxae separated.

*l.* First ventral segment elongated; form elongate, slender; antennal club two-jointed.

Subfamily (XLIV). *Lyctina*, p. 891.

*ll.* All the ventral segments subequal.

*m.* Middle coxal cavities not closed on the outer side by the meeting of the meso- and metasterna; form very depressed; antennae sometimes clubbed but more often with the outer joints scarcely thickened.

Family XXI. CURCULIONIDÆ, p. 560.

*mm.* Middle coxal cavities closed by the sterna; prosternum prolonged, meeting the mesosternum.

*n.* Front coxal cavities open behind; antennae with their terminal joints distinctly enlarged; surface pubescent and densely punctate; form oval or elongate-oval; length less than 1 mm.

Family XXII. CRYPTOPHAGIDÆ, p. 569.

*nn.* Front coxal cavities closed behind; all the tarsi distinctly five-jointed.

Group (XVIII). *Dacnæ*, p. 544.

*jj.* Hind coxal plates grooved to receive the thighs; prosternum prolonged behind and fitting into a notch of mesosternum; antennae with a three-jointed club; length less than 5 mm.

Genus (XXXVIII). *Throscus*, p. 775.

*ii.* Front coxae transverse.

*o.* Hind coxae flat, not grooved.

*p.* Antennae straight.

*q.* Tarsi more or less dilated, first joint not short, the fourth smaller than any of the others; antennae with a three-jointed club; elytra usually shorter than the abdomen, the latter with five segments visible beneath; color rarely wholly black. Family XXXVI. NITIDULIDÆ, p. 628.

*qq.* Tarsi slender, the first joint short.

*r.* All the tarsi with five joints, the first or basal joint very short; form elongate, usually depressed; length 5 or more mm.

Family XXVIII. TROGOSCIDÆ, p. 661.

*rr.* All the tarsi with joints 1 to 4 short; hind tarsi with but four joints; form convex; length less than 3 mm.

Family (XLVIII). SPHINDIDÆ, p. 901.

*pp.* Antennae elbowed and with a short compact club; tibiae usually all dilated; elytra usually truncate and shorter than abdomen; form short, compact; black, rarely bi-colored. Family XXV. HISTERIDÆ, p. 598.

*oo.* Hind coxae grooved to receive the thighs in repose; body rounded or oval, convex; legs retractile.

Family XXXI. BYRRHIDÆ, p. 671.

*aa.* Ventral segments 1 to 3 firmly united (not movable), the others free and movable; all the tarsi five-jointed.

s. Last joint of tarsi long, claws large; head retractile, the mouth protected by the prosternum; aquatic or subaquatic species.

Family XXXIII. PARVID.E, p. 675.

ss. Last joint of tarsi moderate, claws normal; thorax (in our species) with deep grooves; mouth parts covered by a large mentum.

Family XX. RHYSSOBID.E, p. 558.

### Subseries C. *TETRAMERA CLAVICORNIA*.

In this group (with the exception mentioned in key to subseries), the tarsi are four-jointed. The species live, for the most part, in fungi, especially those growing on dead trees and logs; some are subaquatic, living in mud or sand along the margin of water.

#### KEY TO FAMILIES OF TETRAMERA CLAVICORNIA.

a. Ventral segments all free and movable.

b. Wings fringed with hairs; very small, less than 2 mm.

c. Hind coxæ contiguous, with plates covering the thighs; antennæ nine-jointed, club two-jointed.

Tribe (VIII). *Clambini*, p. 291.

cc. Hind coxæ separate, without plates; tarsi apparently three-jointed, the basal joint concealed by the notched second joint; mandibles with comb-like teeth.

Family XV. *CORYLOPHID.E*, p. 591.

bb. Wings not fringed with hairs.

d. Front coxæ transverse; body contractile; length less than 2 mm.

Tribe (XXVI). *Cybocephalini*, p. 647.

dd. Front coxæ not transverse.

e. Front coxæ globose.

f. Tarsi slender; length less than 4 mm.

Subfamily (XVII). *Mycetaria*, p. 534.

ff. Tarsi more or less dilated and spongy beneath, the fourth joint united with the fifth, so that only four are visible; antennæ strongly clubbed.

Family XVIII. *ERYLID.E*, p. 539.

cc. Front coxæ oval.

g. Front coxæ well separated by the horn-like prosternum.

h. Form oval, depressed; head free; surface finely and densely punctured and hairy; length less than 6 mm.

Family XXIII. *MYCETOPHAGID.E*, p. 582.

hh. Form cylindrical; thorax prolonged over the head; length less than 3.5 mm.

Family (XLVII). *CROID.E*, p. 895.

gg. Front coxæ almost contiguous; prosternum semimembranous; form small, rounded, convex; habits subaquatic; length less than 1 mm.

Family XXXII. *GEORYSIID.E*, p. 675.

aa. Ventral segments 1-4 firmly united, the fifth only being movable.

i. Antennæ of regular form; tibiae not dilated, not fitted for digging; front and middle coxæ small, globose; length less than 6 mm.

Family XIX. *COLYRID.E*, p. 549.

ii. Antennæ short, the outer seven joints broad and short; tibiae dilated, armed with rows of spines and fitted for digging; labrum and mandibles projecting forward; length less than 7 mm.

Family XXXIV. *HETEROCERID.E*, p. 682.

Subseries D. *TRIMERA CLAVICORNIA*.

The members of this group have the tarsi all 3-jointed and the ventral segments free. They live either in fungi or feed upon plant lice. The following families of the subseries are represented in the State:

## KEY TO INDIANA FAMILIES OF TRIMERA CLAVICORNIA.

- a.* Wings fringed with long hairs; abdomen not prolonged and with 6 or 7 ventral segments; antennæ with the basal and apical joints thicker than the middle ones, the latter with whorls of long hairs; length less than 2 mm. Family XII. TRICHOPTERYGIDÆ, p. 185.
- aa.* Wings not fringed.
- b.* Tarsi with second joint dilated; third joint consisting really of two joints, the small true third joint being inserted at the base of the last joint.
- c.* Tarsal claws dilated or toothed at base; first ventral segment with coxal lines; form usually rounded and convex; head nearly concealed by the thorax; last joint of maxillary palpi usually hatchet-shaped; length less than 8.5 mm.  
Family XVI. COCCINELLIDÆ, p. 506.
- cc.* Tarsal claws simple; first ventral without coxal lines; form oblong or oval, rarely globose; last joint of maxillary palpi oval or triangular; length less than 6.5 mm.  
Family XVII. ENDOMYCHIDÆ, p. 533.
- bb.* Tarsi with second joint not dilated and without a pseudo fourth joint.
- d.* Elytra entire; ventral segments nearly equal; front coxal cavities rounded, not prolonged on the outer side; length less than 3 mm.  
Family XXVII. LATHRIDIDÆ, p. 651.
- dd.* Elytra truncate behind, leaving the pygidium exposed; ventral segments 1 and 5 longer than the others; front coxæ small, rounded; length less than 3 mm. Family XXIX. MEXOTOMIDÆ, p. 666.

## Family VI. HYDROPHILIDÆ.

## THE WATER SCAVENGER BEETLES.

This family comprises, for the most part, oval or elliptical blackish beetles, differing from the Dytiscidæ in being more convex, in having the antennæ ending in a distinct club instead of being filiform, and in possessing palpi which are usually longer than the antennæ and are projected forward while swimming, while the antennæ are usually concealed beneath the head. By the inexperienced student the palpi are, therefore, often mistaken for the antennæ.

The name of the family is derived from the genus *Hydrophilus*, a word of Greek origin meaning "a lover of water." As the name

implies, they are usually found in ponds and streams, but are less active swimmers than the majority of the diving beetles. In swimming they move the hind legs alternately, while the Dytiscidæ strike with them both together, like a frog. Several genera are, however, terrestrial in habit, living in moist earth and in the dung of cattle, where they are said to feed upon the larvæ of dipterous insects.

The principal characters of the Hydrophilidæ, briefly stated, are as follows: eyes large; mentum large, quadrate; antennæ with from six to nine joints, the outer ones forming an abrupt club, of which all the joints except the first are pubescent; inserted under the sides of the front behind the base of the mandibles. Thorax with episterna and epimera not distinct, the prosternum very short. Scutellum always present. Metasternum large, frequently carinate and produced into a long spine behind. Hind coxæ oblique, flat, extending to sides of abdomen, the latter with five visible segments. Tarsi 5-jointed, the first joint often very small, the middle and hind ones sometimes compressed and fringed for swimming.

As their common name denotes, the water scavenger beetles are supposed to live upon decomposing aquatic vegetation, but the larvæ are carnivorous and often catch and eat living insects and water snails. These larvæ resemble somewhat those of the diving beetles, but the body is more plump and the mandibles shorter and usually toothed. The eggs of the larger species are encased by the female in a waterproof receptacle, formed of a silk-like secretion. These egg-cases, which sometimes contain 100 or more eggs, are either fastened on the under side of leaves of water plants, or are allowed to float free. In a few instances the cases are carried about by the mother on the under side of her body until the young hatch. The pupal stage is undergone on land, in an underground cell or in a cavity scooped out beneath some object close to the water's edge.

The principal literature treating of the North American species of the family is as follows:

*LeConte*,—"Synopsis of the Hydrophilidæ of the United States," *in Proc. Phil. Acad. Nat. Sci.*, VII, 1855, 356-375.

*Horn*,—"Revision of the Genera and Species of the Tribe Hydrobiini," *in Proc. Amer. Phil. Soc.*, XIII, 1873, 118-137.

*Horn*,—"Synoptic Tables of some Genera of Coleoptera," *in Trans. Amer. Entom. Soc.*, V, 1876, 251.

*Horn*,—"Notes on the Species of *Ochthebius* of Boreal America," *in Trans. Am. Ent. Soc.*, XVII, 1890, 17-26.

*Horn.*—"Notes on some Hydrobiini of Boreal America," *loc. cit.*, 237-278.

*Horn.*—"A Revision of the Sphæridiini Inhabiting Boreal America," *loc. cit.*, 279-314.

*Wickham.*—"The Hydrophilidae of Ontario and Quebec," *in* *Can. Ent.*, XXVII, 1895, 181, 213.

About 170 species of Hydrophilidae are known from the United States. These are distributed among four tribes, all of which are represented in Indiana.

#### KEY TO TRIBES OF HYDROPHILIDÆ.

- a.* Thorax narrower than elytra, usually narrowed behind; form elongate; sculpture usually rough; length less than 6 mm.  
Tribe I. HELOPHORINI, p. 249.
- aa.* Thorax at base as wide as elytra, narrowed in front; form usually convex, oval or elliptical; sculpture usually weak.
- b.* Middle and hind tarsi with first joint short.
- c.* Metasternum prolonged into a distinct spine; tarsi compressed.  
Tribe II. HYDROPHILINI, p. 251.
- cc.* Metasternum not prolonged; tarsi not compressed.  
Tribe III. HYDROBIINI, p. 257.
- bb.* Middle and hind tarsi with the first joint elongated; length less than 3.5 mm. (except in *Sphæridium*).  
Tribe IV. SPHÆRIDINI, p. 265.

#### Tribe I. HELOPHORINI.

Small oblong or elongate aquatic species, gray or brown, more or less tinged with bronze in color. They occur in pools, where they cling to aquatic plants and may be readily taken by stirring up the mud and plants at the bottom, when the beetles will rise to the surface. They swim but poorly and are unable to dive rapidly. Of the five genera into which the tribe has been separated, representatives of four occur in Indiana.

#### KEY TO INDIANA GENERA OF HELOPHORINI.

- a.* Elytra with ten striae or rows of punctures; maxillary palpi moderate.
- b.* Last joint of maxillary palpi longer than the next to last.
- c.* Antennæ nine-jointed. I. HELOPHORUS.
- cc.* Antennæ seven-jointed. II. HYDROCHUS.
- bb.* Last joint of maxillary palpi shorter than the next to last.  
III. OCYTHURUS.
- aa.* Elytra with more than ten rows of punctures; maxillary palpi very long.  
IV. HYDRENA.

## I. HELOPHORUS Fab. 1776. (Gr., "tubercle-bearing.")

Thorax rough, with granulate depressions, and marked with five longitudinal sulci, of which the intermediate, or those on either side of the middle one, are often very sinuous. Five species have been taken in Indiana, while one other may occur.

## KEY TO INDIANA SPECIES OF HELOPHORUS.

- a.* Elytra without tubercles or alternate elevated lines.  
*b.* Larger, 5-7 mm.; head and thorax shining, sparsely punctate; intermediate sulcus but slightly undulate. OBLONGUS  
*bb.* Smaller, not over 4.5 mm.  
*c.* Thorax with hind angles obtuse, not narrowed at base; color piccons-brown.  
*d.* Thorax with sides feebly rounded in front, nearly straight behind; intermediate sulci strongly sinuate. 478. LACUSTRIS.  
*dd.* Thorax with sides regularly rounded; intermediate sulci nearly straight. 479. NITIDULUS.  
*cc.* Thorax with hind angles rectangular.  
*c.* Thorax slightly narrowed at base, its sides subsinuate; color light brownish-yellow with indistinct fuscous markings. 480. LINEATUS.  
*cc.* Thorax not narrowed at base, sides nearly straight. 481. LINEARIS.  
*aa.* Elytra with tubercles on the third, fifth and seventh intervals. 482. TUBERCULATUS.

*H. oblongus* Lec. was, like *lacustris* and *nitidulus*, described from Lake Superior, and like them may occur in northern Indiana.

478 (1543). HELOPHORUS LACUSTRIS Lec., Agass. Lake Sup., 1850, 217.

Oblong, subdepressed. Piccons-brown, slightly bronzed; head and thorax tinged with greenish; legs reddish-brown. Thorax two-thirds wider than long, covered with rounded flattened granules; sulci narrow, deep, the intermediate ones strongly sinuate. Punctured striae of elytra deep. Length 4-4.5 mm.

Lake and Laporte counties; scarce. May 12-August 26.

479 (1545). HELOPHORUS NITIDULUS Lec., Proc. Phil. Acad. Nat. Sci., VII, 1855, 357.

Elongate, subdepressed. Piccons-brown, shining, distinctly bronzed; legs pale, the femora darker. Thorax one-half wider than long, the sulci broader and more shallow than in *lacustris*, the intermediate ones but slightly sinuous. Intervals of elytra more narrow, the striae deep. Length 3-3.5 mm.

Lake County, near Osborn and Pine; rare. April 21-May 25.

480 (1550). *HELOPHORUS LINEATUS* Say, Journ. Phil. Acad. Nat. Sci., III, 200; *ibid.* II, 128.

Elongate-oblong. Above light brown with a greenish tinge; elytra often with fuscous markings, of which an inverted V on suture behind middle and two spots each side are most obvious; antennae and legs pale. Intermediate sulci of thorax, deep, narrow, very strongly curved or subangulate near middle. Elytral striae with deep, dilated transverse punctures. Length 2.8-3.5 mm. (Fig. 124.)



Fig. 124. - 10.  
(Original.)

Throughout the State; frequent. April 11-October 17.

481 (1546). *HELOPHORUS LINEARIS* Lec., Proc. Phil. Acad. Nat. Sci., 1855, 357.

Elongate, slender. Dull brownish-yellow; head and thorax tinged with greenish; elytra clouded with fuscous. Thorax one-half wider than long, granulate; intermediate sulci feebly sinuate. Length 3 mm.

Millers, Lake County; rare. May 25. Recorded from Buffalo, New York, Nebraska and Canada.

482 (1553). *HELOPHORUS TUBERCULATUS* Gyll., Ins. Suec., 1827.

Elongate, convex. Dull black, tinged with greenish. Third elytral interval with four elevations, the basal one oblong; fifth and seventh each with three. Length 3.5 mm.

Beneath rubbish close to water on beach of Lake Michigan, near Pine and Millers, Lake County; scarce. April 23-June 24.

## II. *HYDROCHUS* Leach, 1817. (Gr., "relating to water.")

Thorax much narrower than elytra, its breadth being equal to or only slightly exceeding the length; disk usually marked with small cups or foveae. The following species have been taken or may occur in the State.

### KEY TO INDIANA SPECIES OF *HYDROCHUS*.

- a.* Larger, 5.5 mm.; elytra with intervals flat and much wider than striae, the fourth with large oblique tubercles. SCABRATUS.
- aa.* Smaller, not over 4.5 mm.; intervals convex.
- b.* Thorax with five more or less distinct foveae or cup-shaped impressions.
- c.* Striae of elytra as wide as or wider than intervals; thorax with granules between the punctures.
- d.* Sides of thorax distinctly sinuate near base, not crenulate; length 3.8-4 mm. 483. SQUAMULUS.
- dd.* Sides of thorax finely crenulate.
- e.* Smaller, not over 3 mm.; sides of thorax subsinuate. 484. INEQUATUS.

*cc.* Larger, 3.5–3.8 mm.; sides of thorax not sinuate.

485. EXCAVATUS.

*cc.* Intervals of elytra wider than striae; thorax without granules between the punctures.

486. SUBCUPREUS.

*bb.* Thorax without distinct fovee, its surface densely and finely granulate.

487. GRANULATUS.

*H. scabratus* Muls. is recorded from New York to Iowa and southward.

483 (1562). *HYDROCHUS SQUAMIFER* Lec., Proc. Phil. Acad. Nat. Sci., VII, 1855, 359.



Fig. 125. — 9  
(Original.)

Elongate. Above grayish-bronzed or cupreous; head and thorax tinged with greenish and darker than elytra; beneath dull reddish-brown, legs and palpi paler. Thorax scarcely wider than long, sides sinuate; disk coarsely and rather closely punctate, the intervals with flattened granules. Elytra deeply striate; third interval a little higher than second, fourth elevated from the middle half way to apex, fifth elevated like the third but interrupted opposite the elevation of fourth. Length 3.7 mm. (Fig. 125.)

Lake and Marion counties; scarce. May 25–August 20.

484 (1558). *HYDROCHUS INEQUALIS* Lec., Proc. Phil. Acad. Nat. Sci., 1855, 359.

Elongate. Above dark reddish-brown, slightly bronzed; legs paler. Thorax roughly and densely punctate, slightly longer than wide; dorsal fovee very distinct. Elytra deeply striate, the fifth, seventh and ninth intervals elevated and interrupted behind the middle, giving the appearance of a transverse impression; fourth elevation opposite break in third. Length 3 mm.

Lawrence County, from pond near University farm; scarce, August 7. A species of southern range.

485 (1559). *HYDROCHUS EXCAVATUS* Lec., Proc. Phil. Acad. Nat. Sci., VII, 1855, 360.

Elongate. Blackish-bronzed; legs reddish-brown. Thorax about as wide as long, the fovee distinct, the basal ones smaller. Elytral intervals narrow, the fourth, fifth and seventh elevated, the fifth interrupted. Length 3.5–3.9 mm.

Lake and Laporte counties; scarce. May 25.

486 (1560). *HYDROCHUS SUBCUPREUS* Rand., Bost. Journ. Nat. Hist., II, 1838, 40.

Elongate, rather slender. Brown, with a distinct brassy tinge; beneath picaceous; legs reddish-brown, knees darker. Thorax subquadrate, not wider than long; disk with fovee less distinct than in *crecaratus*; coarsely, deeply, not densely punctate. Elytra with intervals convex, distinctly wider than



striae, fifth slightly elevated and interrupted behind the middle; fourth elevated opposite the break in fifth; the others almost uniform. Length 3.5 mm.

Starke County; rare. August 20.

187 (—). *HYDROCHUS GRANULATUS* sp. nov.

Elongate, slender. Above piceous with a greenish or olivaceous tinge; beneath piceous, legs dark reddish- or fuscous brown. Thorax a little longer than wide, sides almost straight; surface, as well as that of head, finely and very densely granulate-punctate, the foveae very faint. Elytral striae wider than intervals, the latter very narrow, the fourth interrupted behind the middle, fifth almost wholly wanting or not convex. Length 3.8-4 mm.

Lake County; rare. April 29. An unnamed specimen is also in the LeConte collection at Cambridge, labelled "Illinois."

III. *OCHTHERIUS* Leach. 1817. (Gr., "shore (to live).")

Very small brown, black or piceous species having the thorax narrowed at base, with a transparent side margin, and the disk with impressed lines or foveae, quite similar to those of *Helophorus*, but interrupted. They occur in or about the edges of small pools and woodland ponds; also on the under side of stones in running water. One undescribed species has been taken in the State, while three described by LeConte have a range which may include Indiana.

KEY TO INDIANA SPECIES OF *OCHTHERIUS*.

- a.* Thorax abruptly sinuately narrowing from in front of middle to base and with a distinct angulation at middle of sinuation, all the discal impressions well marked. FOVICOLLIS.
- aa.* Thorax abruptly sinuate from the middle, or more or less notched near the hind angles.
  - b.* Thorax with well marked discal foveae.
    - c.* Form oblong-oval, subdepressed; elytral punctures obsolete near apex. NITIDUS.
    - cc.* Form short, broadly oval, strongly convex; elytral punctures distinct to apex. ISS. PUTNAMENSIS.
  - bb.* Thorax without discal foveae, coarsely punctate, the lateral foveae - deep and broad. CRIBRICOLLIS.

*O. fovicollis* Lec., 1.2-2.5 mm., *O. nitidus* Lec., 1.8 mm., and *O. cribricollis* Lec., 2 mm. in length, all piceous-bronzed in hue, may occur in northern Indiana.

188 (—). *OCHTHERIUS PUTNAMENSIS* sp. nov.

Short, oval, strongly convex. Elytra black, shining; head and thorax bronzed; legs reddish-brown. Thorax twice as wide as long, sides rounded from apex to basal third, thence oblique and feebly sinuate to base; disk

finely and sparsely punctate, its sides broadly flattened; median groove wide and deep, discal foveæ separated, the hind ones oblique and larger than those in front; lateral ones broad, shallow and but slightly curved. Elytra with rows of large quadrate punctures. Length 1.5 mm.

Putnam County; rare. October 17. Sifted from debris at side of hillside spring. Mr. Blanchard, who compared the specimen with those at Cambridge, writes that "the short convex form is quite different from any of our named species."

#### IV. HYDREXA Kug. 1794. (Gr., "to wash or bathe.")

Our single member of this genus is smaller than any of those belonging to the two preceding genera. The thorax is subquadrate, about three-fourths the width of elytra, and the latter are marked with more than ten rows of punctures.

189 (15821). HYDREXA PENNSYLVANICA Kies., *Limn. Entom.*, IV, 1846, 166.

Elongate-oblong, subconvex. Piceous or dark reddish-brown, the palpi, legs and narrow side margins of thorax dull yellow. Thorax narrower at base than apex, side margins sinuate; disk coarsely and densely punctate and with a large impression each side near front angles. Punctures of elytral striae close, rather coarse, quadrate; intervals narrow, convex. Length 1.8-2.2 mm.

Kosciusko County; scarce. June 24. Sifted from damp, decaying sphagnum moss in tamarack swamp.

#### Tribe II. HYDROPHILINI.

Large or medium sized beetles of an oval or elliptical convex form, olive-black in color, rarely with sides of thorax and elytra yellow. Elytra not striate; antennæ 9-jointed; meso- and metasterna forming a continuous keel which is prolonged behind into an acute spine; middle and hind tarsi strongly compressed, fringed on the inner side with long hairs. Three genera occur in Indiana.

#### KEY TO GENERA OF HYDROPHILINI.

- a.* Prosternum sulcate; metasternal spine long.
  - b.* Length 25 or more mm.; last joint of maxillary palpi shorter than the preceding. V. HYDROPHILUS.
  - bb.* Length less than 12 mm.; last joint of maxillary palpi equal to or longer than preceding. VI. TROPISTERXUS.
- aa.* Prosternum carinate; metasternal spine short; length 13-16 mm. VII. HYDROCLARIS.

#### V. HYDROPHILUS Geoff. 1764. (Gr., "water + loving.")

This genus includes two very large black beetles, the giants of the family as represented in North America.

490 (1585). *HYDROPHILUS OVATUS* Zieg. Pr c. Phil. Acad. Nat. Sci., II, 1811, 45.

Less elongate, more convex. Above black with an olive tinge; beneath piecous; antennae and tarsi paler. Abdomen pubescent, the last three segments narrowly smooth at middle, without yellow spots at sides. Prosternal prominence, in which front end of sternal spine fits, open in front. Length 31-33 mm.

Southern half of State; frequent. May 25-October 8. Often attracted by electric light.

491 (1586). *HYDROPHILUS TRIANGULARIS* Say, Journ. Phil. Acad. Nat. Sci., III, 1823, 201; *ibid.* II, 128.

More elongate, less convex. Above of same hue as *ovatus*; beneath darker, more shining, the abdominal segments with more or less distinct triangular yellow spots at sides. First segment pubescent, the remainder broadly smooth at middle. Prosternal prominence closed in front. Length 34-37 mm. (Fig. 126.)

Throughout the State; common. March 19-October 27. Sometimes attracted by thousands to electric lights in Indianapolis and the larger cities. Hibernates as imago.

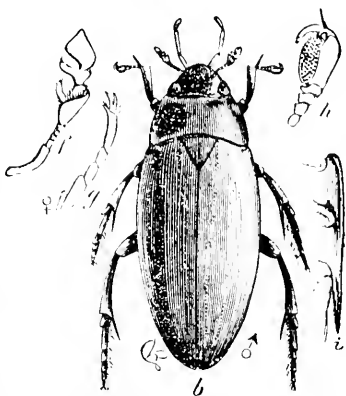


Fig. 126. *b*, *H. triangularis* Say, natural size; *f*, antenna; *a*, front tarsus of female; *b*, same of male, all magnified; *c*, side view of sternal spine. (After Rely.)

## VI. TROPISTERNUS Sol. 1834. (Gr., "keel-breast.")

Smooth, shining, oval insects, mostly black above; very common in ponds, lakes and slow-flowing streams. Nine species, including Nos. 1588 to 1595 of the Henshaw "Catalogue," belong to this genus, five of which have been taken in Indiana.

### KEY TO INDIANA SPECIES OF TROPISTERNUS.

- a*. Prosternal prominence or groove closed in front; elytra without yellow stripes.
- b*. Thorax and elytra narrowly margined with yellow. 492. *NIMBATUS*.
- bb*. Thorax and elytra entirely black above.
- c*. Front part of sternal crest very finely and indistinctly punctured; elytra with very fine and coarser punctures intermixed. 493. *MIXTUS*.
- cc*. Front part of sternal crest distinctly punctured; elytral punctures equal in size or nearly so.
- d*. Form elongate-oval; elytral punctures very minute and indistinct. 494. *SUPERVENS*.

*dd.* Form more broadly oval; elytral punctures larger and more distinct. 495. GLABER.

*a.* Prosternal groove open in front; elytra with discal yellow stripes.

496. STRIOLATUS.

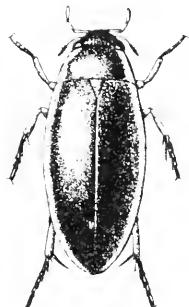


Fig. 127. — 4. (Original.)

492 (1589). *TROPISTERNUS NIMBATUS* Say, Journ. Phil. Acad. Nat. Sci., III, 1823, 205; *ibid.* II, 130.

Elongate-oval, convex. Olivaceous black, shining; clypeus, thorax and elytra margined with pale yellow; under surface black or piceous; legs yellow, femora black at base. Length 8.2-9 mm. (Fig. 127.)

Throughout the State; common. March 14–October 9. At electric light in June.

493 (1590). *TROPISTERNUS MIXTUS* Lec., Proc. Phil. Acad. Nat. Sci., VII, 1855, 368.

Elongate-oval, convex. Black, more or less bronzed, shining; antennæ, base of palpi and apical halves of femora and tibiæ brownish-yellow. Elytra with coarser and finer punctures intermingled, these visible only under a lens. Length 8.5-9 mm.

Lake, Laporte, Kosciusko, Putnam and Martin counties; frequent. May 5–October 25.

494 (1593). *TROPISTERNUS SUBLEVIS* Lec., Proc. Phil. Acad. Nat. Sci., VII, 1855, 368.

Elongate-oval. Black, feebly bronzed; antennæ, palpi and legs dull yellow, base of femora piceous. Front half of sternal crest flat, finely but distinctly punctured. Length 9-10 mm.

Putnam County; rare. July 8.

495 (1594). *TROPISTERNUS GLABER* Herbst., Col., VII, 398.

Resembles *mixtus* but usually broader and longer. Punctures of elytra very fine and subequal in size. Front part of sternal crest concave and very coarsely punctured. Length 9.5-11 mm.

Throughout the State; common. March 16–October 23. Often found beneath rubbish along the edges of ponds and lakes.

496 (1595). *TROPISTERNUS STRIOLATUS* Lec., Proc. Phil. Acad. Nat. Sci., VII, 1855, 368.

Elongate-oval, convex. Olivaceous black; front of head and sides of thorax yellow; elytra each with sides and six or more narrow stripes on disk yellow; under surface black, prosternum and legs brownish-yellow. Sternal crest sulcate throughout its full length. Length 9-10.5 mm.

A species of southern range, taken only in Vigo and Knox counties; scarce. July 9–October 28.

## VII. HYDROCHARIS Latr. 1825. (Gr., "water-delight.")

The prosternum, instead of being grooved for the reception of the front end of the sternal crest, is entire and raised into a sharp carina. One species occurs in the State.

897 (1597). HYDROCHARIS OBTUSATUS Say, Journ. Phil. Acad. Nat. Sci., III, 1823, 200; *ibid.* II, 129.

Male elongate-oval; female oblong-oval, very obtuse behind. Black, shining; under surface dark reddish-brown, pubescent. Elytra each with four rows of distinct punctures, the outer row double. Spine of metasternum not extending beyond hind coxae. Length 13-16 mm.

Common throughout the northern half of State; less so in southern portion. April 6-September 15. Often taken beneath logs and stones close to the edge of water; also at electric light.

## Tribe III. HYDROBIINI.

Aquatic beetles of small size and of an oval or hemispherical form, having the thorax at base always as wide as the base of elytra, and the metasternal spine never prolonged back of the hind coxae. The tribe is represented in Indiana by nine genera, separated by Dr. Horn as follows:

## KEY TO INDIANA GENERA OF HYDROBIINI.

- a.* Last ventral segment emarginate; antennae seven-jointed; elytra with ten striae; length 2.5-6 mm. VIII. BEROSUS.
- aa.* Last ventral segment entire.
- b.* First and second ventral segments concealed by plates; length less than 2.5 mm. IX. CHELETARHIA.
- bb.* Ventral segments not covered.
- c.* Antennae eight-jointed; color mostly pale; form rounded, convex; length 2.5-3 mm. X. LACCOBIUS.
- cc.* Antennae nine-jointed; color usually dark.
- d.* Last joint of maxillary palpi shorter than third; length 3.5-7 mm.
- e.* Tarsi five-jointed on all the feet.
- f.* Mesosternum with a longitudinal lamina or plate; second joint of maxillary palpi curved, with the convexity to the front; elytral punctures confused. XI. PHILHYDRUS.
- ff.* Mesosternum with only a slight median tuberosity; convexity of the curved second joint of maxillary palpi turned to the back; elytral punctures in rows. XII. HELOCLARES.
- cc.* Tarsi four-jointed on the middle and hind feet.
- g.* Mesosternum with a feeble transverse carina; tarsal claws simple; elytra not striate. XIII. CYMBODYXA.

- gg.* Mesosternum with a compressed conical process; tarsal claws broadly toothed at base in male, less so in female; elytra striate. XIV. HELOCOMBUS.
- dd.* Last joint of maxillary palpi longer than the third.
- h.* Elytra either with striae or with punctures arranged in rows; larger species, more than 5 mm. XV. HYDROBUS.
- hh.* Elytra with confused punctuation; smaller species, less than 4 mm. XVI. CRENIPHILUS.

### VIII. BEROSUS Leach, 1817. (Gr., a proper name.)

This genus is composed of convex, elongate beetles, usually pale in color with darker spots on thorax and elytra. They may be known also by the 7-jointed antennæ, elongate scutellum and the hind pair of tibiae and tarsi pilose. Three species are known from Indiana, while two others probably occur.

#### KEY TO INDIANA SPECIES OF BEROSUS.

- a.* Elytra with two spines at apex; fifth abdominal segment truncate at middle. PUGNAX.
- aa.* Elytra without spines at apex.
- b.* Fifth segment of abdomen with one tooth at middle of notch.
- c.* Abdomen of male with segments 2, 3 and 4 slightly carinate.
- d.* Elytra with well defined black spots. 498. PANTHERINUS.
- dd.* Elytra with spots indistinct. 499. PEREGRINUS.
- cc.* Abdomen of male not carinate; both head and abdomen dull yellow. EXIGUUS.
- bb.* Fifth segment of abdomen with two teeth at middle of notch; abdomen never carinate; elytral spots indistinct. 500. STRIATUS.

498 (1608). *BEROSUS PANTHERINUS* Lec., Proc. Phil. Acad. Nat. Sci., VI, 1855, 364.

Elongate-oval, convex. Pale, dull yellow; head blackish-bronzed; thorax with two black spots at middle; elytra each with ten distinct black spots as follows; two near base, four in a sinuous transverse band in front of middle, three in another band behind middle, and one near apex; abdomen reddish-brown. Thorax finely punctured, the sides slightly converging in front. Elytral striae coarsely punctured; intervals rather thickly and irregularly punctate. Length 4 mm.

Posey County; rare. June 3. Known from Illinois, Missouri and Texas.

499 (1609). *BEROSUS PEREGRINUS* Herbst., Col., VII, 314.

Oval, convex. Head black with bronzed surface; thorax and elytra light brownish-yellow, the former with two brown spots on disk, the latter with four or five indistinct oblong, double spots. Elytral striae less distinct on disk than on sides, the intervals finely punctured. Head thickly punctured, with a longitudinal impression between the eyes. Length 4 mm.

Throughout the State; frequent. June 6–August 20.

500 \* (1614). *Berosus seriatuS* Say, Journ. Phil. Acad. Nat. Sci., V, 1825, 188.

Elongate-oval, convex. Head as in *peregrinus* but without impression between the eyes; thorax and elytra dull greenish-yellow, the former with a double fuscous line on disk; each elytron with eight or ten small, remote, indistinct blackish spots. Elytral striae distinctly impressed, finely punctate; intervals flat, with rather coarse punctures. Length 1.5 mm.

Throughout the State; common. February 26–October 21. Hibernates as imago, specimens having been taken in February from beneath log buried deeply in sand, while others were dredged from a pond in early March.

*B. pugnax* Lee., 5-6 mm. in length, and colored much as in *pantherinus*, is known from Illinois and Missouri. *B. criguus* Say, 2.5 in length, occurs from Pennsylvania to Louisiana.

#### IX. CILETARTHRIA Stephens, 1832. (Gr., "bristle-joint.")

Very small species having the first joint of antennae long and the body contractile. They occur about the margins of ponds and lakes.

501 (1619). *Ciletarthria pallida* Lee., Proc. Phil. Acad. Nat. Sci., 1861, 342.

Hemispherical, very convex, shining. Above dull brownish-yellow; head black, shining; disk of thorax often with a fuscous blotch; beneath black. Elytra very sparsely and finely punctate; sutural striae distinct. Length 2 mm.

Lakes of Laporte, Marshall, Fulton, and Starke counties; frequent. June 16–August 31. A member of the boreal fauna. This is the form described as *nigricaps* Lee.

#### X. LACCOBIUS Er., 1832. (Gr., "pool or lake-life.")

502 (1621). *Laccobius agilis* Rand., Bost. Journ. Nat. Hist., 11, 1838, 49.

Subrotund, convex. Head and disk of thorax blackish-iridescent, the margins of latter broadly pale yellow; elytra pale, the striae dusky; under surface black, legs pale. Head alutaceous, finely and sparsely punctate, the margin in front of eyes yellow. Thorax three times as wide as long, as wide at base as elytra, finely and sparsely punctate. Punctures of elytra very small and close-set in regular rows. Length 2.3 mm.

Throughout the State; common. May 26–September 3

#### XI. PHILHYDRUS Sol., 1834. (Gr., "love + water.")

Small oblong-oval beetles, piceous or dull brownish-yellow in hue and having the upper surface regularly and rather finely and closely punctured; elytra with four rows of coarser punctures, these

sometimes indistinct. The beetles usually occur in numbers along the edges of ponds, lakes and streams and rise to the surface when the water is made turbid. Five species have been taken in Indiana, while another may occur.

## KEY TO INDIANA SPECIES OF PHILLYDRUS.

*a.* Above paler, brownish-yellow to pale piceous.

*b.* Prosternum distinctly carinate; length 3.5-4.5 mm.

503. *NEBULOSUS.*

*bb.* Prosternum not carinate.

*c.* Smaller, not over 4 mm.; mesosternal lamina very feeble, the front edge without distinct angle.

504. *OCIRACEUS.*

*cc.* Larger, 4-6 mm.; mesosternal lamina prominent, with a distinct angular projection.

*d.* Thorax with a large discal piceous space.

505. *HAMILTONI.*

*dd.* Thorax entirely dull yellow.

*DIFFUSUS.*

*aa.* Above black or piceous black, the margins sometimes pale.

*c.* Larger, 6.5-7 mm.; transversely very convex.

506. *CINCTUS.*

*cc.* Smaller, not over 5.5 mm.; subdepressed.

507. *PERPLEXUS.*

503 (1626). *PHILLYDRUS NEBULOSUS* Say, Long's Exped., II, 1824, 277; *ibid.*, I, 1833.

Oval, slightly oblong, convex. Above variable from pale to dull brownish-yellow, shining; head and under-surface piceous. Thorax and elytra sparsely and indistinctly punctured, the usual rows of coarser punctures scarcely visible. Length 3.5-4.5 mm.

Throughout the State; common. May 15-October 24.

504 (1630). *PHILLYDRUS OCIRACEUS* Melsh., Proc. Phil. Acad. Nat. Sci., II, 1844, 101.

Elliptical, less convex. Above pale piceous or dull smoky brown, shining; head darker, with a pale space in front of each eye; margins of thorax and elytra paler; beneath piceous, the tibiae and tarsi paler. Thorax and elytra distinctly and rather closely punctate, the dorsal rows very indistinct. Length 3.5-4 mm. (Fig. 128.)

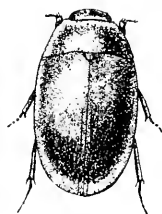


Fig. 128. - 6.  
(Original.)

Northern half of State; common; less so in the southern portion. April 23-October 26. Resembles *nebulosus*, but smaller; prosternum not carinate and punctures of upper surface more distinct.

505 (9315). *PHILLYDRUS HAMILTONI* Horn, Trans. Amer. Ent. Soc., XVII, 1890, 249.

Oblong-oval, moderately convex. Above piceous-yellow or dull brownish-yellow; head piceous; disk of thorax with an indefinite semicircular space darker. Punctures of thorax not very close; those of elytra a little coarser, the discal rows faint. Length 4.5-5.5 mm.

Lake, Starke and Laporte counties; frequent. April 23-Sep-



tember 7. A member of the boreal fauna. Next in size to *cinclus*, but brownish instead of black, more oblong and less convex.

*P. diffusus* Lec., is recorded from Illinois and westward.

506 \* (1633). *PHILHYDRUS CINCLUS* Say, Long's Exped., II, 1821, 276; *ibid.* I, 182.

Oval, slightly oblong, very convex. Black, shining; entire margin dark reddish-brown. Thorax with basal marginal line very fine and indistinct; its surface finely and evenly punctured. Elytra a little more coarsely and sparsely punctured than thorax, the dorsal rows distinct but feebly impressed. Length 6.5-7 mm.

Throughout the State; common. Hibernates as imago. February 11-December 8.

507 (1636). *PHILHYDRUS PERPLEXUS* Lec., Proc. Phil. Acad. Nat. Sci., VII, 1855, 371.

Oblong-oval, fully twice as long as wide. Above piceous-black, shining; sides of thorax and elytra with narrow paler border. Thorax closely and finely punctate, its basal marginal line always distinct. Elytral punctures coarser than those of thorax, the usual dorsal rows feebly indicated. Length 4-5.5 mm.

Common throughout the northern half of State; less so in the southern portion. April 23-October 23.

## XII. HELOCHARES Muls., 1844. (Gr., "marsh + rejoice.")

Very close to *Philhydrus* and formerly united with it. One species occurs in Indiana.

508 (1639). *HELOCHARES MACULICOLLIS* Muls., Ann. Sc. Phys. Nat. Lyon., VII, 379.

Oblong-oval, distinctly narrowed in front, subdepressed. Above dull brownish-yellow; occiput and discal spot of thorax piceous; under surface black or piceous. Elytra with ten rather deeply impressed rows of serrate punctures; intervals flat, finely punctulate, the fifth and ninth with a row of coarse punctures. Length 4-5.5 mm.

Lawrence and Dubois counties; scarce. May 9-August 5.

## XIII. CYMBIODYTA Bedel., 1881. (Gr., "boat + dive.")

Small, oval, piceous or brownish species, formerly included under both *Philhydrus* and *Hydrocombis*, but having only four joints on the middle and hind tarsi. In the species occurring in the Eastern United States the elytra are not striate, but usually have several rows of coarse punctures. One species has been taken in the State, while two others may occur.

## KEY TO INDIANA SPECIES OF CYMBIODYTA.

- a.* Form oval; elytra with rows of coarser punctures distinct at least on sides.
- b.* Color wholly piceous. FIMBRIATA.
- bb.* Dull brownish-yellow; head black, with a large yellow spot in front of each eye. 509. BLANCHARDI.
- aa.* Form oblong; elytra without rows of coarser punctures; piceous with a pale border. LACUSTRIS.

*C. fimbriata* Melsh., 4.5–5.5 mm. in length, occurs from Canada to Pennsylvania and Texas. *C. lacustris* Lec., 4–4.5 mm. in length, is a boreal species which may occur in northern Indiana.

509 (9319). CYMBIODYTA BLANCHARDI Horn, Trans. Amer. Ent. Soc., XVII, 1890, 258.

Rather broadly oval, scarcely narrowed in front, moderately convex. Dark smoky brown; margins of thorax and elytra paler; head black with a reddish-yellow spot in front of each eye; beneath piceous or brown, tarsi paler. Thorax and elytra rather closely punctate, the rows of coarser punctures represented only by a few distant punctures, except the outermost row, which is distinct. Sutural stria well impressed and reaching two-thirds to base. Length 4 mm.

Steuben, Putnam and Lawrence counties; scarce. March 25–August 11. Taken on the under side of flat stones in swift running water. Resembles *Philhydrus ochraceus*, but more broadly oval in form.

## XIV. HELOCOMBUS Horn, 1890. (Gr., "marsh + border.")

Maxillary palpi very long and slender, the last joint distinctly shorter than third; thorax without a basal marginal line; elytra distinctly striate. One species is known from the eastern United States.

510 (1629). HELOCOMBUS BIFIDUS Lec., Proc. Phil. Acad. Nat. Sci., VII, 1855, 371.

Oblong-oval, subdepressed. Piceous, shining; tarsi and narrow margin of thorax and elytra paler. Thorax closely and finely punctate. Elytra rather deeply striate, the striae entire except the inner three; intervals on sides convex, flatter on disk, rather coarsely punctate. Length 5.5–7 mm.

Lakes of northern half of State, frequent; also in Marion and Fountain counties. April 3–August 20.

## XV. HYDROBIUS Leach, 1817. (Gr., "water life.")

To this genus, as now limited, belong six of the larger species of the Henshaw list. They have the last joint of the maxillary palpi always longer than the third, and the elytra with either ten rows of punctures or 10-striate. Three of the species have been taken in the State, while another may occur.

## KEY TO INDIANA SPECIES OF HYDROBIUS.

- a.* Alternate intervals of elytra, 3 5 7 9, each with a row of coarse punctures; elytra black or piceous.
- b.* Elytra with well marked striae; form oblong. 511. *FUSCIPES.*
- bb.* Elytra with rows of fine punctures; form short and very convex.
- c.* Hind femora merely closely punctate near base, not pubescent. 512. *TUMIDUS.*
- cc.* Hind femora densely punctulate and pubescent near base and along the upper border. 513. *GLOBOSUS.*
- aa.* Alternate intervals of elytra without rows of coarse punctures; elytral striae deep, the scutellar well marked; elytra pale brown with scattered small dark spaces. *TESSELLATUS.*

511 (1653). *HYDROBIUS FUSCIPES* Linn., See Muls. Col. France, Palpic, 122.

Oblong-convex. Above piceous-black, shining; beneath black, the tarsi paler. Thorax finely and closely punctate. Elytra striate the two inner and scutellar striae indistinct at base; striae closely punctate; intervals flat, not densely punctulate. Length 6.5-8 mm.

Lake, Starke and Kosciusko counties; frequent beneath rubbish along the beaches of lakes. April 23-August 20. Probably occurs throughout the State. Resembles *Holocombus bifidus*, but more convex and with shorter maxillary palpi, the last joint longer than the preceding.

512 (1648). *HYDROBIUS TUMIDUS* Lec., Proc. Phil. Acad. Nat. Sci., VII, 1855, 372.

Oval, very little longer than wide, very convex. Piceous-black, shining, slightly bronzed; beneath black, legs piceous, tarsi paler. Thorax rather closely and equally punctate and with coarser punctures in semicircular row on sides. Elytra with ten rows of punctures, the first and second rows not complete; intervals flat, more coarsely punctured than in *globosus*. Length 8-8.5 mm.

Kosciusko and Marion counties; scarce. April 3-October 22.

513 (1652). *HYDROBIUS GLOBOSUS* Say, Long's Exped., II, 1824, 276; *ibid.* I, 182.

Shorter, broader, more hemispherical than *tumidus*, which it closely resembles. Surface similarly punctured, but in each part more finely; dorsal rows of punctures more distinct. Hind femora with basal third opaque, punctured and slightly pubescent. Scutellar stria distinct. Length 7.5 mm. (Fig. 129.)



Fig. 129.

So far taken in Indiana only in swift water at mouth of Donaldson's Cave, near Mitchell, Lawrence County; scarce. Should occur throughout the State. May 5-September 11.

*H. tessellatus* Zieg., 7-7.5 mm. in length, is said to occur from Canada to Illinois and southward, but rare in every locality.

## XVI. CRENIPHILUS Mots. 1845. (Gr., "notch or bay + loving.")

Very small, convex elliptical or oblong beetles, having the punctures of elytra confused, thorax without a basal marginal line, and also without the rows of large coarse punctures usually seen in the species of *Hydrobius*. They usually occur in numbers amongst the decaying aquatic plants along the margins of pools and lakes. Three species have been taken in Indiana, while two others should occur.

## KEY TO INDIANA SPECIES OF CRENIPHILUS.

- a.* Form oblong, fully twice as long as wide; tarsi slender, the hind pair fully as long as the tibiæ; elytra distinctly narrowed almost from humeri to tips; color piceous, shining, the side margins of both thorax and elytra pale. SUTURALIS.
- aa.* Form broadly oval, not much longer than wide, very convex; tarsi stouter, the hind pair shorter than the tibiæ.
- b.* Prosternum distinctly carinate.
- c.* Elytra distinctly punctate; antennæ eight-jointed. 514. SUBCUPREUS.
- cc.* Elytra very indistinctly punctate; antennæ nine-jointed. 515. DESPECTUS.
- bb.* Prosternum absolutely simple.
- d.* Black with a bronzed tinge; surface distinctly punctured; hind femora strigose lengthwise and sparsely punctate. DIGESTUS.
- dd.* Dull piceous without tinge of bronze; surface indistinctly punctate; hind femora densely punctulate and pubescent. 516. INFUSCATUS.

*C. suturalis* Lec., length 1.5-2 mm., and *C. digestus* Lec., 2.5-3.5 mm. in length, are both said to occur from Canada southward to Georgia and New Mexico.

514 (1657). CRENIPHILUS SUBCUPREUS Say, Journ. Phil. Acad. Nat. Sci., V. 1825, 189; *ibid.*, II, 293.

Elliptical, convex. Above piceous, distinctly bronzed, the margins of elytra often paler toward apex; beneath dark reddish-piceous, the tarsi paler. Thorax and elytra equally, not closely punctate. Length 1.5-2 mm.

Common along the margins of lakes in the northern part of the State; less so in the southern counties. April 23-August 26.

515 (1658). CRENIPHILUS DESPECTUS Lec., New Sp. N. Amer. Col., 1863, 25.

Closely resembles *subcupreus*, but smaller and transversely more convex. Surface more distinctly brassy, alutaceous with minute punctures, sparsely placed. Length 1.5 mm.

Marshall and Putnam counties; scarce. April 17-October 17.

516 (1655). CRENIPHILUS INFUSCATUS Mots., Bull. Mosc., III, 1857, 177.

Oval, very convex. Piceous or dark fuscous, the margins of thorax and elytra paler. Antennæ nine-jointed, the club darker. Thorax very

finely and indistinctly punctate, more coarsely at the sides. Elytra more coarsely but less closely punctate than thorax. Femora of all the legs densely punctulate and pubescent. Length 2-2.5 mm.

Marion and Putnam counties; scarce. April 16-October 17. Both this and the preceding were sifted from debris taken from the margins of hillside springs.

#### Tribe IV. SPILERIDIINI.

To this tribe belong a number of small, convex, oval or hemispherical beetles, which live in damp places in decaying vegetation or in the dung of herbivorous mammals. The color is usually black or piceous, with the elytra frequently spotted or margined with pale yellow and, in most genera, possessing ten rows of punctures or striae; legs not fitted for swimming; first joint of middle and hind tarsi elongate. Four genera are represented in Indiana.

#### KEY TO INDIANA GENERA OF SPILERIDIINI.

- a.* Sides of elytra not extended below the lower surface of body.  
*b.* Elytra not inflexed; epipleura horizontal, distinct; prosternum carinate at middle.  
*c.* Larger species, 5 or more mm.; scutellum elongate; antennae eight-jointed; last dorsal segment visible. XVII. SPILERIDIUM.  
*cc.* Smaller species, 3 mm. or less; scutellum equilateral; antennae nine-jointed; last dorsal segment covered. XVIII. CERCYON.  
*bb.* Elytra inflexed, clasping the sides of body, without distinct epipleura; prosternum elevated at middle, forming a large pentagonal area; thorax not margined; length 1.5-2 mm.  
 XIX. CRYPTOPLEURUM.  
*aa.* Elytra extended below the lower surface of body, the punctuation confused, without trace of striae; first ventral segment not carinate; length 3-3.5 mm. XX. PHENOXOTUM.

XVII. SPILERIDIUM Fab. 1755. (Gr., "ball or sphere + little.")  
 517 (1662). SPILERIDIUM SCARABEOIDES Linn., Faun. Suec., 1761, 145.

Oval or subglobose, convex. Above black, shining; elytra with a reddish sub-basal spot and the apical fourth yellowish; beneath piceous, the femora spotted with paler. Thorax and elytra finely and evenly punctured, the latter without striae. Length 5.5-6.5 mm.

A recently introduced European species, taken from beneath rubbish on the beach of Lake Michigan at Pine, and Whiting, Lake County; at Lake Maxinkuckee, Marshall County, and on the shore of the Ohio River at New Albany; scarce. April 16-October 23.

XVIII. CERCYON Leach, 1817. (A mythological name.)

Small black or piceous beetles with more or less yellow on the tips of elytra. They have the middle coxae narrowly separated;

elytra usually striate; mesosternum elevated between and in front of the middle coxæ. About 25 species are known from the United States, many of them being common to this country and Europe. Of these Dr. Horn states that “but a small number owe their presence in our fauna to introduction by human agency. They appear to be rather members of a circumpolar fauna, equally native in

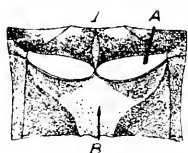


Fig. 130.

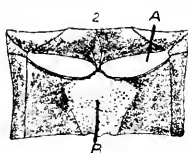


Fig. 131.

A, middle coxal cavity. B, metasternal area. (After Horn.)

either hemisphere, and distributed at a time when continental division was less abrupt than at present.” Eleven species have been taken in Indiana and several others doubtless occur.

#### KEY TO INDIANA SPECIES OF CERCYON.

- a.* Intervals of elytra alternately higher or subcostiform at apex, the striae deep; surface sparsely pubescent; color pale reddish-brown.  
518. PUBESCENS.
- aa.* Intervals flat or slightly convex; surface smooth.
- b.* Metasternal area extended on each side by an oblique line. (Fig. 130.)
- c.* Thorax without basal marginal line, its surface wholly black.
- d.* Elytra piceous, with pale apex; surface distinctly punctulate; palpi and antennæ piceous. 519. HÆMORRHOIDALIS.
- dd.* Elytra reddish, with a large scutellar triangle and humeral stripe piceous.
- e.* Elytra very distinctly punctulate; epipleura piceous; palpi pale. 520. MELANOCEPHALUS.
- cc.* Elytra indistinctly punctulate; epipleura pale; last joint of palpi piceous. 521. PYGMÆUS.
- cc.* Thorax with distinct basal marginal line, paler at sides; elytra pale with transverse piceous band behind the middle; palpi pale. 522. NIGRICEPS.
- bb.* Metasternal area median only. (Fig. 131.)
- f.* Side marginal lines of thorax extending for a short distance along the basal margin; elytra dull reddish-yellow with a large oval piceous spot on suture behind middle which extends narrowly to apex. UNIPUNCTATUS.
- ff.* Side marginal lines reaching the hind angles only.
- g.* Interval between the seventh and eighth striae normally wide, with at least two rows of punctures.
- h.* Form oval, never very convex; head oblique.
- i.* Elytra piceous black, with a sharply limited yellowish apical space extending along the sides toward the base. 523. PRETEXTATUS.

- ii.* Elytra piceous, with a common indefinite pale space divided by the suture, but not reaching apex; sides of thorax and humeral umbone pale. INDISTINCTUS.
- hh.* Form short, very convex; head vertical; punctuation of elytral intervals more indistinct than that of thorax.
- j.* Surface opaque, more or less alutaceous; elytra with distinct striae; apex with a distinct pale spot.
- k.* Entire surface alutaceous; elytral striae fine, but reaching apex. 524. LUGUBRIS.
- kk.* Elytra alone alutaceous, their striae very fine and not reaching the apex. 525. TRISTIS.
- jj.* Surface shining; elytral striae replaced by rows of fine punctures; apex with an indistinct rufous space extending slightly along the suture. 526. NAVICULARIS.
- gg.* Interval between the seventh and eighth striae narrow and with but one row of punctures.
- l.* Elytra with an indefinite pale space at apex; color piceous or brownish. 527. AXALIS.
- ll.* Elytra with pale space at apex sharply limited by a curved line, not extending along the side margin; color black, shining. 528. OCELLATUS.

518 (1664). *CERCYON PUBESCENS* Lec., Proc. Phil. Acad. Nat. Sci., VII, 1855, 374.

Oval, moderately convex, somewhat attenuate behind the middle. Dull reddish-brown, sparsely pubescent; head piceous. Thorax twice as wide as long, narrowed in front, sides curved from base to apex; surface slightly rugose, without punctures. Elytra with nine rather deeply impressed punctured striae; intervals flat on basal half, convex and alternately more elevated at apex, very finely and sparsely punctate. Mesosternal elevation elongate-oval, acute in front, truncate behind. Length 1.5 mm.

Lawrence County; frequent at carrion bait and on fungi. June 10–July 29. Probably throughout the State but overlooked on account of small size. Said to be often abundant in dried horse dung.

519 (1666). *CERCYON HEMORRHODALIS* Fab., Syst. Ent., 1798, 67;  
*nigricolle* Say, Ed. Lec., II, 294.

Oval, moderately convex. Elytra piceous or brownish, their tips slightly paler than disk. Thorax closely punctate. Elytra 10-striate, the striae distinct at apex, rather closely punctate; intervals flat, densely and rather coarsely punctulate. Length 2.5–3 mm.

Marion, Putnam and Posey counties; frequent. April 6–October 17. This is the species listed as *flavipes* Fab. and *nigricolle* Say.

520 (1672). *CERCYON MELANOCEPHALUS* Linb., Faun. Suec., 1761, 114.

Oval, slightly oblong, moderately convex. Head and thorax piceous or black, shining; elytra usually reddish with a triangular piceous space extending from base one-half or more to apex and a subhumeral stripe pic-

cons; legs, antennæ and palpi dull reddish-brown. Thorax with sides regularly curved from base to apex, surface rather finely and closely punctate. Elytra 10-striate, the striae punctate and distinctly impressed at apex; intervals finely but distinctly punctulate. Length 2-2.5 mm.

Marion and Posey counties; scarce. April 6–April 13.

521 (1678). *CERCYON PYGMEUS* Illig., Mag., 1, 1802, 40.

Oval, slightly oblong. Color given in key; antennæ dull yellow, club darker; legs and epipleura pale. Thorax with sides regularly curved from base to apex, disk rather closely but not deeply punctate. Elytra striate, tenth stria indistinct; intervals flat, sparsely and indistinctly punctate. Prosternum distinctly carinate. Length 1.3-2 mm.

Posey County; rare. April 13. Taken beneath bark of fungus-covered log. The dark area of elytra varies much in size.

522 (1674). *CERCYON NIGRICEPS* Marsh., Ent. Brit., 1802, 72.

Oval, moderately convex. Piceous, shining; sides of thorax paler; elytra dull reddish-yellow, with an indefinite common fuscous band behind the middle. Thorax with sides narrowed from base to apex, disk finely, not closely punctate. Elytra rather deeply striate, the striae distinctly punctate; intervals feebly convex, very minutely punctate. Length 1.2-2 mm.

Marion County; rare. April 23. Taken by sifting.

*C. unipunctatus* Linn., sides of thorax pale, length 3 mm., is said to range from Canada to Illinois.

523 (1675). *CERCYON PRETEXTATUS* Say, Journ. Phil. Acad. Nat. Sci., V, 1825, 190; *ibid.* 11, 294.

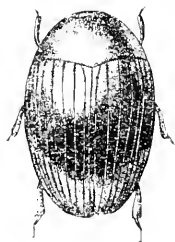


Fig. 132. - 8.  
(Original.)

Oval, moderately convex. Piceous black, shining; front angles of thorax and a large, sharply defined space at apex and along margins of elytra, yellowish; antennæ dull yellow, the club darker. Thorax transverse, closely and evenly punctate. Elytra with ten impressed rows of close-set punctures; intervals closely punctate, more sparsely near apex and on sides. Length 2.5-3 mm. (Fig. 132.)

Throughout the State; frequent. April 15–October 18. Often found in dead fish or beneath rubbish along the sandy margins of ponds and lakes. A large and well marked species.

*C. indistinctus* Horn, 2.5-3 mm. in length, was described from Canada and Pennsylvania.

524 (1834). *CERCYON LUGUBRIS* Payk., Faun. Suec., 1, 1798, 59.

Oval, convex, narrower behind. Piceous black, subopaque; elytra at apex with a well-defined pale space which extends along the side margin. Thorax with sides regularly curved; disk finely, rather sparsely and evenly



punctate. Elytra finely striate on disk, more distinctly impressed at sides and apex, the tenth stria wanting; intervals flat, not distinctly punctate. Length 1.5-2 mm.

Kosciusko County; rare. August 5-October 21.

525 (1935). *CERCYON TRISTIS* Illig., Mag. I, 1802, 109.

Resembles *lugubris* very closely but rather smaller and more narrow. Elytral striae replaced by rows of fine punctures not closely placed, which are nearly obsolete on sides and apex; intervals flat, punctulate near the base only. Length 1.5 mm.

Pine, Lake County and along margins of cypress swamp, Knox County; scarce. Taken from dead crayfish and at sap. May 1-May 28.

526 (1671). *CERCYON NAVICULARIS* Zimm., Trans. Amer. Ent. Soc., 11, 1869, 250.

Oval, strongly convex, narrower behind the middle. Piceous black, shining; elytra often slightly paler at tip and along suture; antennae, palpi and legs dull reddish-yellow. Thorax almost smooth, the sides regularly curved from base to apex. Elytra very convex, their sides rapidly sloping downward; striae represented by rows of very fine punctures which are more distinct at sides and apex; intervals very sparsely and finely punctate. Body beneath shining, sparsely punctate. Length 1.5-1.7 mm.

Starke, Marshall, Kosciusko and Parke counties; scarce. May 20-July 2. Sifted from masses of damp leaves along the borders of pools in low moist woods.

527 (1680). *CERCYON AXALIS* Payk., Faun. Suec., 1, 1798, 187.

Oval, moderately convex. Piceous black or brownish, shining; elytra with a pale space at apex which varies much in size. Elytral striae equal from base to apex, closely but not coarsely punctate, the tenth very distinct; intervals flat, densely punctate except the eighth, which has but a single row of punctures. Length 2-2.5 mm.

Throughout the State; frequent. April 15-October 17.

528 (1677). *CERCYON OCELLATUS* Say, Journ. Phil. Acad. Nat. Sci., V, 1825, 190; *ibid.*, 11, 291.

Oval, slightly oblong, convex. Piceous black, shining; elytra with sharply defined pale apical space occupying about one-third the surface, the suture piceous to apex. Thorax with sides regularly curved from base to apex; surface, as well as that of head, rather coarsely and closely punctate. Elytral striae feebly impressed, but with rather large, closely placed punctures, those of the outer rows the coarser and deeper; intervals flat, distinctly punctulate near the base, much less so on apical third. Metasternal area shining, sparsely punctate; mesosternal elevation oval; prosternum distinctly carinate. Length 1.8-2 mm.

Kosciusko, Marshall, Vigo, Knox and Jennings counties; common. May 1-October 9.

## XIX. CRYPTOPLEURUM Muls. 1844. (Gr. "hidden + breast.")

This genus differs from *Cercyon* by having the prosternum elevated before the front coxæ to form a rather large, five-sided area widely separating the coxæ; mesosternum with a similar area widely separating the middle coxæ; metasternal area broad, extending across the body; sides of thorax reflexed and angulate near middle, the angle not visible from above. Two species are known, both of which occur in Indiana.

## KEY TO INDIANA SPECIES OF CRYPTOPLEURUM.

- a.* Elytral intervals distinctly punctate throughout their entire extent; striae not conspicuously coarsely punctate. 529. MINUTUM.  
*aa.* Elytral intervals feebly punctate on basal half only; striae coarsely punctured at base. 530. AMERICANUM.

529 (1690). CRYPTOPLEURUM MINUTUM Fab., Syst. Ent., 1798, 68.

Rather broadly oval, more narrowed behind than in front, convex. Piceous black, feebly shining; elytra with an indefinite pale space at tip; antennæ and palpi piceous. Thorax narrowed from base to apex, sides feebly curved, surface rather coarsely punctate. Elytra rather deeply striate; intervals slightly convex, closely and distinctly punctulate and sparsely pubescent. Length 1.5-2 mm.

Kosciusko, Marion and Vigo counties; scarce; April 12–October 9. Taken in decaying fungi and beneath dead turtles and chickens. In one specimen at hand the pale reddish space at apex of elytra extends over three-fourths of the surface.

530 (9339). CRYPTOPLEURUM AMERICANUM Hoffb., Trans. Amer. Ent. Soc., XVII, 1890, 311.

Resembles *minutum* in form and color; antennæ and palpi pale reddish-yellow. Thorax more coarsely punctate than the head. Elytra deeply striate, striae coarsely and closely punctate near base, more finely on apical half; intervals sparsely and finely punctate on basal half only. Metasternal area more coarsely and sparsely punctured than in *minutum*. Length 1.7-2 mm.

Marion and Crawford counties; scarce. March 23–April 23. Known heretofore only from Ohio.

## XX. PILEXONOTUM Sharp. 1882. (Gr. "to show + back.")

Rather small black species having the antennæ 9-jointed, the club joints loosely united; prosternum short, not carinate between the coxæ.

531 (1685). PILEXONOTUM ESTRIATUM Say, Bost. Journ. Nat. Hist., I, 171; *ibid.* II, 646.

Rather broadly oval, strongly convex. Piceous black, shining; antennæ dull yellow, the club fuscous. Thorax very finely punctate. Elytra more

coarsely punctured than thorax, the punctures not distant one from another more than their own diameter. Length 3.4 mm.

Lake, Marshall, Starke, Kosciusko and Steuben counties; frequent. May 20–October 26.

## Family VII. LEPTINIDÆ.

### MAMMAL NEST BEETLES.

This family is represented in Indiana by a single small, flat beetle, having the antennæ slender and 11-jointed; eyes entirely wanting; thorax with apex truncate, base covering the base of elytra and broadly emarginate, without distinct side pieces beneath; scutellum distinct; elytra rounded at tip, covering the abdomen; front coxæ small, globular, not separated by the prosternum; hind coxæ narrow, transverse, meeting at middle; legs short, tibiæ flattened, tarsi 5-jointed.

But two species of the family are known from North America. One inhabits the Hudson Bay region; the other is common to both Europe and America and lives with small rodents and insectivora, such as mice, moles, shrews, etc., and also in the nests of bumble-bees. If the nest of a mouse or shrew be carefully removed from beneath a log or other shelter and shaken over a paper, a number of these little beetles will probably be seen scampering away as fast as their legs will carry them. Chas. Dury, of Cincinnati, took 90 specimens of the beetle from one nest and many others escaped before he could gather them in. As to whether they are parasites or guests of their hosts is still a mooted question, but Dury states, and my observation bears out his supposition, that he thinks them "only guests of the animals, as I have found them in nests that have long since been deserted." It is possible that they may live upon the eggs and young of the mites, fleas and other forms of life found associated with them in the nests. It is thought by some that their original home was in the nests of bumble-bees, where they fed upon honey and pollen, and that they merely make use of the mice and shrews as a means of getting from one nest of a bumble-bee to another.

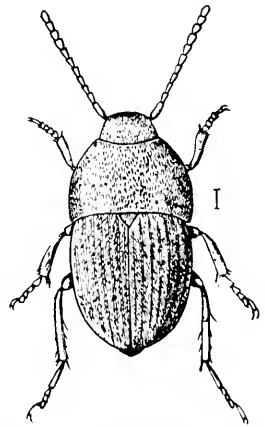


Fig. 133. Line shows natural size.  
(After Slurp.)

1. LEPTINUS Mull. 1817. (Gr., "thin or small.")

532 (1692). LEPTINUS TESTACEUS Mull., Germ. Mag. Ent., II, 1817, 268.

Oblong-oval, much depressed. Uniform pale yellow. Above finely and regularly punctured and rather thickly pubescent with golden hairs. Length 2-2.5 mm. (Fig. 133.)

Lake, Marion, Putnam and Perry counties; frequent. March 11-December 1. Evidently hibernates as imago.

## Family VIII. SILPHIDÆ.

### THE CARRION BEETLE.

Wherever decaying animal matter occurs, especially dead birds, mice or snakes, the larger members of this family can usually be found. The smaller species live more commonly in decaying fungi, while a few occur only in the nests of ants. The name Silphidæ is founded upon that of the principal genus *Silpha*, a name of Greek origin indicating a fetid odor. The larger members of the family, belonging to the genera *Necrophorus* and *Silpha*, range in size between one-half and one and a half inches. Their eggs are deposited in the bodies of small mammals or fragments of putrid flesh, which are then buried from several inches to nearly a foot in the ground. A pair of the beetles will thus bury the body of a mouse or mole with great rapidity. The larvæ, on hatching from the eggs, feed upon the decaying flesh, and are said to even devour the bones of small mammals.

From allied families the members of the Silphidæ may be known by having the eyes finely granulated, sometimes (in cave species) absent; antennæ 11-, rarely 9- or 10-jointed, gradually or suddenly clubbed at apex and inserted under the margin of the front, behind the base of mandibles; thorax without distinct side pieces beneath; mesosternum very short, the side pieces closing the coxal cavities on the sides; metasternum large, truncate behind; front coxæ large, conical, contiguous; hind coxæ contiguous; abdomen with five or six free ventral segments; legs variable, sometimes thick and fitted for digging, sometimes slender; tibiæ with large terminal spurs; tarsi usually 5-jointed.

The principal literature treating of the North American species is embodied in the two following papers:

*LeConte*, - "Synopsis of the Silphidæ of North America," in Proc. Phil. Acad. Nat. Sci., VI, 1853, 274-287.

*Horn.* "Synopsis of the Silphidae of the United States with reference to the Genera of other Countries," in *Trans. Amer. Ent. Soc.*, VIII, 1880, 219-322.

Nearly 900 species of Silphidae are known, about 125 of which, distributed among 31 genera, are from North America. Horn, in his Synopsis, divided the family among six tribes. Four of these are known to be represented in Indiana, while a single species of another may occur.

## KEY TO INDIANA TRIBES OF SILPHIDÆ.

- a.* Hind coxæ simple.
  - b.* Front coxæ more or less transverse at base and with trochantin.
    - c.* Front coxal cavities open behind.
      - d.* Hind coxæ contiguous; larger, 10 or more mm.
        - Tribe I. SILPHINI, p. 273.
      - dd.* Hind coxæ separated; eyes wanting; smaller, not over 2 mm.
        - Tribe II. PIXODYTINI, p. 277.
    - cc.* Front coxal cavities closed behind; length less than 5 mm.
      - Tribe IV. AXISOTOMINI, p. 284.
  - bb.* Front coxæ cylindric-conic, without trochantin, the cavities closed behind; length less than 6 mm.
    - Tribe III. CIOLEVINI, p. 278.
- aa.* Hind coxæ with laminae or plates; size very small, not over 2 mm.
  - Tribe V. CLAMBINI, p. 291.

## Tribe I. SILPHINI.

To this tribe belong all the larger members of the family, the distinctive characters being the open front coxal cavities and the contiguous hind coxæ. The form is sometimes elongate, but usually oval or even nearly circular; elytra distinctly, sometimes widely, margined at the sides; abdomen often visible beyond the elytra. Of the seven genera comprising the tribe, three are represented in Indiana.

## KEY TO INDIANA GENERA OF SILPHINI.

- a.* Antennæ ten-jointed, the last four joints forming an abrupt club; middle coxæ widely separated. I. NECROPHORUS.
- aa.* Antennæ eleven-jointed, either slender or gradually clavate.
  - b.* Middle coxæ moderately separated; front coxal cavities widely open behind; elytral striae, if present, not punctured. II. SILPHA.
  - bb.* Middle coxæ narrowly separated or contiguous; front coxal cavities narrowly open; elytral striae with distinct impressed punctures. III. NECROPHILUS.

I. NECROPHORUS Fab. 1775. (Gr., "a dead body-bearing.")

To this genus belong large, elongate, thick-bodied beetles, having

black elytra, which are truncate at tip, and ornamented with conspicuous reddish-yellow spots. The head is large, suddenly narrowed in front of eyes and also at a little distance behind them. The antennæ are spoken of as ten-jointed, but the true second joint appears as a node at the base of the one usually called the second. (Fig. 134.) They are frequently known as "sexton beetles," on account of their habits of burying small mammals and snakes. Six species have been taken in Indiana.



Fig. 134. *Necrophorus*: 1, antenna; 2, tarsus; 3, head from beneath.  
(After Westwood.)

KEY TO INDIANA SPECIES OF NECROPHORUS.

- a.* Hind, and usually the middle, tibiae curved or arcuate.  
*b.* Thorax orbicular, its sides and base with wide, flattened margins, disk finely and sparsely punctulate.  
*c.* Disk of thorax red; elytra without erect hairs. 533. AMERICANUS.  
*cc.* Disk of thorax black; elytra with erect hairs. 534. SAYI.  
*bb.* Thorax transversely cordate, its sides narrowly margined and sinuate at middle; disk smooth; first joint of antennal club red. 535. MARGINATUS.  
*aa.* Tibiæ straight, not arcuate.  
*d.* Thorax orbicular as in *americanus* and *sayi*. 536. ORBICOLLIS.  
*dd.* Thorax transversely oval, very little narrowed behind; sides and base broadly margined.  
*c.* Disk of thorax glabrous; antennal club orange, the first joint piceous. 537. PUSTULATUS.  
*cc.* Disk of thorax densely pubescent; antennal club piceous. 538. TOMENTOSUS.

533 (1695). *NECROPHORUS AMERICANUS* Oliv., Ent., II, 1790, 6.

Elongate, robust. Black, shining; vertex, disk of thorax, epipleural fold and two large irregular transverse spots on each elytron, orange-red; antennæ black, the club orange-red. Thorax wider than long, truncate in front; disk with a few scattered punctures along the margins. Length 27–35 mm. (Fig. 135.)

Marion, Vigo and Posey counties; frequent. April 23–August 11. Probably occurs throughout the State. Often attracted by electric light. Our largest species, readily known by its size and the color of head and thorax.

534 (1696). *NECROPHORUS SAYI* Lap., Hist. Nat., II, 1839, 2.

Elongate, moderately robust. Resembles *orbicol-*

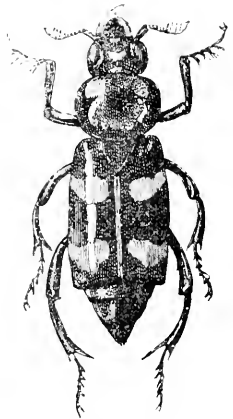


Fig. 135.  $\times 14$ . (Original.)

*lis*, but smaller. The epipleura fold of elytra is wholly orange-red, the sides of thorax less curved, and the middle and hind tibiae are curved in both sexes. Length 16-18 mm.

Lake and Vigo counties; rare. June 4-July 15.

535 (1698). *NECROPHORUS MARGINATUS* Fab., Syst. Eleut., I, 1801, 331.

Moderately elongate. Black, shining; antennal club, epipleural fold and two broad dentate cross-bands on elytra, orange yellow; the sub-basal band usually entire, rarely divided at suture; the subapical often reaching the apical margin, the two connected on side margin. Thorax distinctly narrower behind the middle, the disk nearly smooth. Hind tibiae distinctly curved. Length 20-27 mm.

Throughout the State; frequent. April 23-July 28. Occurs especially about dead snakes.

536 (1697). *NECROPHORUS ORBICOLLIS* Say, Journ. Phil. Acad. Nat. Sci., V, 1825, 177; *ibid.* II, 284.

Elongate, moderately robust. Black, shining; elytra with a sub-basal cross-bar and subapical spot orange-red; epipleural fold black; antennae piceous, the club orange-red, first joint black. Middle and hind tibiae in both sexes gradually broader to tip and straight. Length 20-25 mm.

Throughout the State; frequent. April 6-August 20. One just emerged from pupal stage was taken from a little pit beneath a log on April 17.

537 (1701). *NECROPHORUS PUSTULATUS* Hersch., Illig. Mag., VI, 271.

Moderately robust. Black or piceous, shining; antennal club, except the first joint, and two spots on each elytron, orange-red; one of the elytral spots on the side at usual position of sub-basal band, the other, sometimes double, subapical. Thorax transversely oval, very little narrowed behind. Elytra coarsely punctured, each with two faint costae. Length 17 mm.

Posey County; rare. June 18. The color is variable, sometimes wholly black; the epipleural fold usually black, often red or partly so.

538 (1703). *NECROPHORUS TOMENTOSUS* Weber, Obs. Ent., I, 1801, 47.

Moderately elongate. Black, shining; elytra with two cross-bars and epipleural fold orange-red; the cross-bars resembling those of *marginatus*, but narrower. Thorax broader than long, very little narrowed behind, the disk clothed with golden yellow hairs. Middle and hind tibiae straight. Length 15-20 mm.

Throughout the State; frequent. June 20-October 18.

## II. *SULPHA* Linn., 1758. (Gr., "a beetle.")

Strongly depressed beetles of medium or large size, usually rounded in form and with a wide, thin margin to thorax and elytra.

The antennæ are 11-jointed and never elongate, the terminal joint being flattened and oval at tip; elytra more or less costate, but not striate, the lateral margins reflexed.

## KEY TO INDIANA SPECIES OF SILPHA.

- a.* Eyes large, prominent; form elongate; hind femora much stouter in males. 539. SURINAMENSIS.
- aa.* Eyes not prominent; form oval; hind femora similar in both sexes.
- b.* Labrum broadly emarginate; third joint of antennæ as long or longer than the second.
- c.* Thorax entirely black. 540. INÆQUALIS.
- cc.* Thorax with black disk and reddish-yellow margin. 541. NOVEBORACENSIS.
- bb.* Labrum deeply emarginate; third joint of antennæ shorter than second; form broadly oval. 542. AMERICANA.

\*539 (1704). *SILPHA SURINAMENSIS* Fab., Syst. Ent., 1798, 72.

Moderately elongate, depressed. Black or piceous; elytra with narrow subapical orange red cross-bar, often broken into spots, sometimes entirely wanting. Thorax transversely oval, broadly flattened behind. Elytra gradually broader behind, apex obliquely truncate; disk flat with three distinct costæ. Length 15-24 mm.

Throughout the State; frequent. Hibernates as imago beneath logs close to carrion. January 19–December 18.

\*540 (1708). *SILPHA INÆQUALIS* Fab., Spec. Ins., I, 1781, 87.

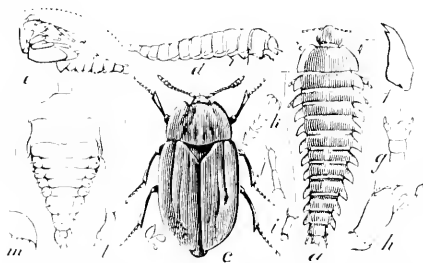


Fig. 136. *a*, larva; *d*, same, natural size; *f*, *g*, *h*, mandible, tibia and maxilla of larva; *i*, *j*, anal process and antenna of same; *m*, one of the lateral processes more highly magnified; *b*, pupa; *c*, same, natural size; *l*, anal process of same; *e*, beetle; *k*, front tarsus of same. (After Riley.)

Oval, slightly oblong, depressed. Black, opaque. Thorax twice as wide as long, narrowed in front, base with a broad truncate lobe at middle; elytra very little longer than wide, rounded at apex, the disk with three costæ, the outer and most distinct shorter and terminating in a slight tubercle one-third from apex. Length 10-14 mm. (Fig. 136.)

Throughout the State; common. Hibernates in different stages; gregarious. January 16–November 4.



511 (1709). *SILPHIA NOVEBORACENSIS* FORST., *Verh. Inds.*, I, 1771, 17.

Oval, slightly oblong, depressed. Thorax pieceous, broadly margined with reddish-yellow; elytra brownish to pieceous. Thorax about one-half wider than long, base truncate at middle, sinuate each side; elytra as broad as thorax, rounded behind, the disk with three costae, the outer one the stronger; surface distinctly and regularly punctate. Length 13-11 mm. (Fig. 137.)



Fig. 137.  
(After Comstock.)

Marion, Vigo and Posey counties; frequent. April 10-July 2. Sometimes found on decaying fungi; more often on carrion.

542 (1710). *SILPHIA AMERICANA* Linn., *Syst. Nat.*, II, 1766, 570.

Broadly oval, depressed. Thorax yellow, with discal black spot; elytra brownish, with the elevations darker. Thorax nearly twice as wide as long, much narrowed in front, base broadly lobed at middle, surface densely and equally punctured. Elytra as wide or wider conjointly than long, the disk with three indistinct costae, connected by numerous cross elevations; intervals rather closely punctate. Length 16-20 mm. (Fig. 138.)

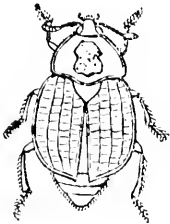


Fig. 138.  $\times 14$ .  
(After Glover.)

Throughout the State; frequent. April 18-July 9. Taken *in colitu* on June 4. Often found in decaying fungus as well as carrion.

### III. NECROPHILUS Lat. 1829. (Gr., "a dead body + loving.")

This genus is represented in the United States by only two species, one of which occurs in Indiana.

543 (1714). *NECROPHILUS PETTITII* Horn, *Trans. Am. Ent. Soc.*, VIII, 1880, 243.

Broadly oval, narrower in front. Dark chestnut brown, shining, glabrous. Thorax nearly twice as wide at base as long at middle, sides curved, apex emarginate, base truncate; margin broadly flattened and recurved, translucent; surface sparsely punctate, the disk nearly smooth. Elytra suddenly sloping downward near apex, the surface with rows of coarse, deep punctures. Length 10-11 mm.

Two specimens were taken in very ill-smelling decaying fungi beneath a log in woods near Grand Chain, Posey County. April 10. Dury has taken it in small numbers on several occasions near Cincinnati, but it seems to be everywhere scarce.

### Tribe II. PINODYTINI.

This tribe is represented in North America by three small, blind, oblong, chestnut-colored beetles. One of these, *Pinodytes cryptophagoides* Mamm., lives in the fine debris of rotten wood and has

been taken in Alaska, and near Washington, D. C., so that it probably occurs in Indiana. (Fig. 139, *a*.) Another, *P. hamiltoni* Horn, occurs near Allegheny City, Pennsylvania.

This tribe comprises insects of small size and usually ovate form, having the front coxæ cylindric-conic and contiguous, the cavities closed behind; abdomen with six distinct segments, except




Fig. 139. *a*, *Pinodytes cryptophagoides* Mann.; (*a*) antenna of same; *b*, *Prionochoata opaca* Say; (*a*) tibial spur of same; *c*, *Ptomophagus consobrinus* Lec.; (*a*) antenna of same. (After Horn.)

### Tribe III. CHOLEVINI.

in *Colon*, and covered by the elytra. Some of the species live on carrion or in fungi; others in ants' nests. Four of the eight genera are represented in Indiana.

#### KEY TO INDIANA GENERA OF CHOLEVINI.

- a*. Abdomen with six segments; hind coxæ contiguous; head suddenly narrowed behind the eyes, forming a neck, the occiput elevated in a ridge.
- b*. Elytra punctate, not strigose; last joint of maxillary palpi as long as the preceding; mesosternum not carinate, the middle coxæ contiguous.
- c*. Tibial spurs moderate in length, simple. IV. CHOLEVA
- cc*. Tibial spurs very long, bipectinate. (Fig. 139, *b*) V. PRIONOCHEETA.
- bb*. Elytra finely and transversely strigose; last joint of maxillary palpi short, awl-shaped; mesosternum carinate, the middle coxæ separated; antennæ gradually clavate, not longer than head and thorax. (Fig. 139, *c*) VI. PTOMOPHAGUS.
- aa*. Abdomen with five segments (often four in female); head oval, not narrowed behind, occiput not elevated; hind coxæ contiguous. VII. COLON.

IV. CHOLEVA Latr. 1796. (Gr., "to limp or halt.")

Small, usually oval species, narrowed behind and having the surface finely pubescent and the elytra usually finely punctured. The

antennae are as long as the head and thorax, the last five joints forming an elongate club, the eighth shorter and narrower than the seventh and ninth. Five species are known from Indiana.

KEY TO INDIANA SPECIES OF *CHOLEVA*.

- a.* Hind angles of thorax rounded or obtuse.
- b.* Form elongate-oblong, but little narrowed behind; nearly uniform dark brown; cave inhabiting species. 544. *ALSIOSA*.
- bb.* Form oval or oblong-oval, distinctly narrowed behind; terrestrial species.
- c.* Front femora more or less flat on the under edge, usually glabrous and with a tubercle in the male; female with ventral segments not foveate at middle. 545. *SIMPLEX*.
- cc.* Front femora with the lower edge rounded, punctate and without trace of tubercle in male.
- d.* Form oblong; body distinctly contracted at base of elytra; female with ventral segments 5-6 deeply longitudinally impressed at middle. 546. *BASILLARIS*.
- dd.* Form oval, margins of thorax and elytra nearly continuous; female with ventral segments 5-6 vaguely impressed. 547. *CLAVICORNIS*.
- aa.* Hind angles of thorax rectangular, the thoracic and elytral margins continuous; female with abdomen not impressed. 548. *TERMINANS*.

544 (1727). *CHOLEVA ALSIOSA* Horn, Trans. Amer. Ent. Soc., XII, 1885, 136.

Elongate-oblong, rather slender, finely pubescent. Dark smoky or sooty brown. Antennae rather slender, longer than head and thorax, piceous, the two basal joints paler. Thorax less than twice as wide as long, narrower in front; hind angles rather obtuse, disk densely and finely punctured. Elytra elongate-oval, as wide as thorax at base, rather densely punctate, the punctures coarser than on thorax. Length 4.3 mm.

One specimen from Coon's Cave, Monroe County July 10. Taken from beneath a stone 400 feet from the entrance; also recorded from Mayfield's Cave, Monroe County, by Banta. Described from Alaska, but since taken by Garman in caves near Lexington, Kentucky.

545 (1728). *CHOLEVA SIMPLEX* Say, Journ. Phil. Acad. Nat. Sci., V, 1825, 184; *ibid.*, II, 289.

Oval, slightly oblong, pubescent. Head and thorax piceous, elytra purplish-brown; antennae piceous, two basal joints paler. Thorax one-half wider than long, a little narrower in front, surface finely and densely punctate; elytra scarcely wider than thorax, narrowed behind, not striate, rather densely punctate. Length 3.5-4 mm.

Clark and Posey counties; scarce. May 7-May 15.



Fig. 140. — 8. (Original.)

546 (1729). *CHOLEVA BASILARIS* Say, Journ. Phil. Acad. Nat. Sci., 111, 1823, 194; *ibid.* II, 124.

Oblong, moderately elongate. Head and thorax piceous; elytra dark brown, paler at base, the surface pubescent, moderately shining. Thorax more than half as wide as long, slightly narrowed in front, base feebly curved; elytra very little wider than the thorax, narrower behind, not densely punctured. Length 3.4 mm. (Fig. 140.)

Marion, Clark and Posey counties; scarce. March 25–May 21. Those from Marion County were taken from the nest of a shrew.

547 (1730). *CHOLEVA CLAVICORNIS* Lec., Proc. Phil. Acad. Nat. Sci., VI, 1853, 281.

Oval, slightly oblong. Head and thorax dark brown, or piceous; elytra pale brown, pubescent. Antennæ scarcely reaching hind angles of thorax, piceous, the apical and two basal joints paler. Thorax twice as wide as long, the surface rather densely punctate. Elytra oval, gradually narrowed to apex, not wider than thorax. Length 2.5–3 mm.

Kosciusko, Marion, Putnam and Dubois counties; scarce. March 13–August 17.

\*548 (1732). *CHOLEVA TERMINANS* Lec., Agass. Lake Sup., 1850, 218.

Oblong-oval. Piceous or brownish, finely pubescent. Antennæ as in *clavicornis*. Thorax twice as wide at base as long; sides curved and narrowed to front; hind angles rectangular, surface finely and densely punctate. Elytra as wide at base as thorax, gradually narrowing to apex; sutural stria rather deeply impressed; surface not densely punctate. Length 2.5–3 mm.

Throughout the State; frequent. Hibernates as imago. April 12–December 5. Taken in deserted nests of mice; also on dead hens and fungi.

#### V. PRIONOCILETA HORN. 1880. (Gr., "a saw + bristle.")

Here belongs a single medium-sized black species having the antennæ as long as head and thorax, the last four joints abruptly shorter than those preceding; middle tarsi of male not dilated.

549 (1734). *PRIONOCILETA OPACA* Say, Journ. Phil. Acad. Nat. Sci., V, 1825, 181; *ibid.* II, 289.

Oblong-oval, slightly narrower behind the middle, the thoracic and elytral margins nearly continuous. Black, feebly shining, clothed with short, dark brown hairs; antennæ piceous, the apex and base paler. Thorax less than twice as wide as long; hind angles obtuse, surface finely and densely

punctulate. Elytra as wide and a little more than twice as long as thorax, rather densely punctulate, substrate near the tip, the sutural stria distinct. Length 5 mm. (Fig. 139, *b*.)

Throughout the State, but scarce. April 13–August 12. Usually on fungi, but sifted from nests of rabbits in spring and beaten from vegetation in June.

VI. *PROMOPHAGUS* Illig. 1798. (Gr., "a corpse-eat.")

Small oval or slightly oblong-brownish beetles, having the eighth antennal joint always shorter and usually slightly narrower than the seventh and ninth. The surface of elytra, and often that of thorax, is transversely finely wrinkled instead of being punctate. Four species are known from Indiana.

KEY TO INDIANA SPECIES OF *PROMOPHAGUS*.

- a*. Eighth joint of antennae very short and transverse, somewhat narrower than the seventh and ninth.
- b*. Thorax transversely strigose or finely wrinkled; elytra very obliquely strigose. (Fig. 139, *c*.) 550. *CONSORBINUS*.
- bb*. Thorax punctate, rarely strigose near the margin.
- c*. Inner spur of hind tibiae as long as the first tarsal joint; thorax of same color as elytra. 551. *OBLETUS*.
- cc*. Inner spur of hind tibiae less than half the length of first tarsal joint; thorax distinctly darker than elytra. 552. *PUSIO*.
- aa*. Eighth joint of antennae at least half the length of the ninth and scarcely narrower; thorax rather densely punctate. 553. *PARASITUS*.

550 (1735). *PROMOPHAGUS CONSORBINUS* Lec., Proc. Phil. Acad. Nat. Sci., VI, 1853, 281.

Oblong-oval, somewhat wedge-shaped. Dark brown or piecous, feebly shining, pubescent; legs and antennae at base paler. Thorax one-third wider at base than long, hind angles acutely rectangular. Elytra gradually narrowing to near apex, the latter suddenly obliquely narrowed. Length 2.5–3 mm. (Fig. 139, *c*.)

Putnam and Posey counties; scarce. April 17–May 7. The fine wrinkles on the surface of both thorax and elytra show very prettily beneath a lens.

551 (1740). *PROMOPHAGUS OBLETUS* Lec., Proc. Phil. Acad. Nat. Sci., 1853, 282.

Resembles the next species, but differs by characters given in key and by its larger size. Head piecous; thorax and elytra dark reddish-brown. Hind angles of thorax more obtuse and sutural striae of elytra less impressed than in *pugio*. Length 2–2.2 mm.

Lawrence County; scarce. June 11. Taken from carrion-baited traps. Known from Georgia and Florida.

552 (1741). *PTOMOPHAGUS PUSIO* Lec., Proc. Phil. Acad. Nat. Sci., 1859, 282.

Oval, slightly oblong, narrowed in front and behind the middle. Dark chestnut brown, head and thorax piceous, moderately shining, pubescent. Antennæ piceous, basal joints paler, eighth much shorter than ninth. Thorax twice as wide as long, feebly narrowed in front, sides slightly curved, hind angles rectangular, surface densely punctate. Elytra as wide as thorax, sides feebly curved, tips obtuse; sutural stria deeply impressed, surface transversely strigose. Length 1.5-2 mm.

Stenben and Putnam counties; rare. April 24-May 24. One specimen on the former date from the deserted nest of rabbit.

553 (1742). *PTOMOPHAGUS PARASITUS* Lec., Proc. Phil. Acad. Nat. Sci., VI, 1853, 282.

Oval, narrowed behind the middle. Dark reddish- or chestnut brown, shining, finely pubescent; head and disk of thorax darker. Thorax a little less than twice as wide at base as long, hind angles subrectangular, surface strigose on sides, rather densely punctate on disk. Apex of elytra obtuse.

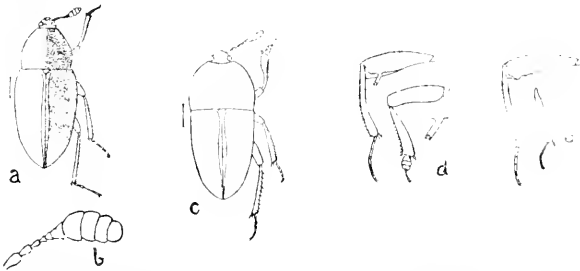


Fig. 141. *a*, *Colon thoracicum* Horn; *b*, antenna of same; *c*, *Colon maynicolle* Mann.; *d*, front and hind legs of *C. hubbardi* Horn, male; *e*, front tibiae and hind legs of *C. paradoxum* Horn.

the fine wrinkles of surface coarser, more distant and less oblique than in *consobrinus*. Length 2 mm.

Posey and Putnam counties; frequent in the nests of large black and reddish-brown ants, *Camponotus pennsylvanicus* DeG., and *C. ferrugineus* Fab. March 25-May 12.

#### VII. COLON Herbst, 1797. (Gr., "a joint or limb.")

Small, oval, brownish or piceous species, narrowed behind the middle and having the surface punctured and finely pubescent; eyes nearly round, moderately prominent; antennæ rarely passing the middle of thorax, joints 8-11, forming an oblong, rather compact club (Fig. 4, No. 3.); middle coxæ separated, the mesosternum not carinate. Males with front spur of front tibiæ short, stout, with the sides dentate or lobed, and with larger spur of middle and hind tibiæ slender but abruptly dilated from the middle to base. The following species have been taken or may occur in the State:

## KEY TO INDIANA SPECIES OF COLON.

- a.* Hind femora of male with a long tooth on the inner margin near the tip; hind tibiae curved. (Fig. 141, *d.*) HUBBARDI.
- aa.* Hind femora of male without trace of tooth.
- b.* Hind angles of thorax distinct, sometimes acutely rectangular.
- c.* Body broader in front, the elytra rather rapidly narrowing to apex, with feebly curved sides.
- d.* Surface subopaque, densely punctured; sutural stria entire; larger, 2.5-3 mm. (Fig. 141, *c.*) MAGNICOLLE.
- dd.* Surface rather shining; thorax sparsely punctate; sutural stria evanescent near base; smaller, not over 1.5 mm.
554. PUSILLUM.
- cc.* Body oblong-oval, not wider in front; elytra behind the humeri usually wider than thorax, the latter with coarse, rather deep punctures, with finer ones in the intervals. (Fig. 141, *a* and *b.*) THORACICUM
- bb.* Hind angles of thorax obtuse or rounded.
- d.* Color piceous, legs reddish-brown; middle tibiae of male straight. ASPERATUM.
- dd.* Color reddish-brown; middle tibiae of male distinctly curved.
555. OBLONGUM.

*C. hubbardi* Horn, piceous to reddish-brown in hue and 2.5 mm. in length, is known from Michigan and Ohio. *C. magnicolle* Mann., piceous in color, occurs in Michigan and Pennsylvania.

554 (1752). COLON PUSILLUM *Horn*, Trans. Amer. Ent. Soc., VIII, 1880, 273.

Oblong-oval, evidently broader in front. Dull reddish-brown, finely pubescent. Antennae pale, reaching middle of thorax, the last joint as long as preceding and obtuse. Thorax one-half wider than long, sides feebly curved and narrowing to front, disk finely not densely punctate. Elytra as wide at base as thorax, surface rather densely and roughly punctate. Length 2 mm.

Marion, Lawrence and Posey counties; scarce. April 21-May 16. Taken by sifting debris from about the base of trees. One male has a minute tooth arising from the middle of hind femora and is to be referred to *C. putum* Horn, which is probably synonymous.

*C. thoracicum* Horn, reddish-brown, the elytra with a central dark cloud, length 2.5 mm., was described from Missouri and the District of Columbia. *C. asperatum* Horn, length 2 mm., is known from Michigan and Illinois.

555 (—). COLON OBLONGUM sp. nov.

Oblong-oval. Dark reddish-brown, sparsely clothed with fine yellowish hairs. Head densely and finely punctate; antennae reaching middle of the rax, the apical joint paler, not longer and slightly narrower than tenth.

Thorax one-half wider than long, sides feebly curved, hind angles obtusely rounded; disk coarsely and very densely punctate. Elytra as wide at base as thorax, thence feebly tapering to apex, sides nearly straight; disk densely, finely and rather roughly punctate. Male with three joints of front tarsi broadly dilated, middle tibiæ strongly curved, hind ones straight. Length 2.5 mm.

Clark and Posey counties; scarce. April 21–May 6. Taken by sifting.

#### Tribe IV. ANISOTOMINI.

This tribe comprises species of small size, having the body oval, convex, sometimes capable of being contracted into a hemispherical ball; front coxæ conical, contiguous, prominent, with trochantin, the coxal cavities narrowly closed behind; hind coxæ contiguous; abdomen with six segments. They live for the most part either in decomposing fungi or under the bark of dead trees. Seven genera are known to be represented in Indiana, while two others may occur.

#### KEY TO INDIANA GENERA OF ANISOTOMINI.

- a.* Head without antennal grooves beneath.
- b.* Hind tarsi five-jointed; mesosternum not carinate; antennal club five-jointed. HYDNOBIUS.
- bb.* Hind tarsi with less than five joints; mesosternum carinate.
- c.* Antennal club five-jointed; length 2.5–4 mm. VIII. ANISOTOMA.
- cc.* Antennal club three-jointed, elongate, loose; smaller, not over 2 mm.; elytra with fine transverse wrinkles. IX. COLENIS.
- aa.* Head with distinctly limited antennal grooves.
- d.* Antennal club more than three-jointed.
- c.* Antennal club five-jointed, elongate. (Fig. 4, No. 6.)
- f.* Form broadly oval or hemispherical, convex; frontal suture well marked; tarsi unlike in the sexes, prosternum short in front of coxæ. X. LIODES.
- ff.* Form oblong-elliptical, subdepressed; frontal suture wholly lacking; prosternum long before the coxæ. XI. STETHOLIODES.
- cc.* Antennal club four-jointed; number of tarsal joints the same in both sexes. XII. CYRTUSA.
- dd.* Antennal club three-jointed; tarsi unlike in the sexes.
- g.* Antennæ ten-jointed. ISOPLASTUS.
- gg.* Antennæ eleven-jointed.
- h.* Hind tarsi four-jointed; mesosternum not carinate between the middle coxæ; body strongly contractile. XIII. AGATHIDIUM.
- hh.* Hind tarsi three-jointed; mesosternum strongly carinate. XIV. AGLYPTUS.



*Hydnobius substriatus* Lec., piccons or dark chestnut brown, labrum deeply bilobed, hind femora of male with a subquadrate tooth, length 2-2.5 mm., is a boreal species which may occur in northern Indiana.

VIII. ANISOTOMA Illig. 1798. (Gr. "unequal + joint.")

Oval or oblong-oval species having the head short, not prolonged in front of the eyes; antennae short, 11-jointed, joints 7 to 11, forming an abrupt oblong club, the eighth very short and narrower than the seventh or ninth; last joint of maxillary palpi longer than the third, cylindrical and slightly acuminate at tip; front and middle tarsi in both sexes with five joints, hind ones with four. One species has been taken in Indiana, while three others may occur.

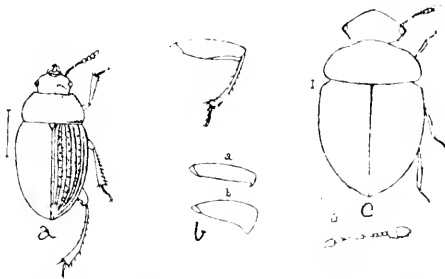


FIG. 142. a, *Anisotoma valida* Horn; b, hind leg of *A. assimilis* Lec.; (c) femur of *A. conferta*, male; (d) femur of *A. absoluta*, male; e, *Clambus qthulvus* Lec.; (f) antenna of same.

KEY TO INDIANA SPECIES OF ANISOTOMA.

a. Mesosternum oblique between the middle coxae.

b. Punctures of elytral intervals finer than those of striae.

c. Hind femora of male obtusely serrulate or crenulate; hind tibiae slender and strongly curved. (Fig. 142, b.) ASSIMILIS.

cc. Hind femora of male simple, neither dentate nor serrulate; hind tibiae scarcely longer or more curved than in female.

556. PUNCTATOSTRIATA.

bb. Punctures of elytral intervals and striae equal in size; outer end of hind femora of male forming an acute hook. (Fig. 142 (a).)

CONFERTA.

aa. Mesosternum vertical between the coxae; elytra without subhumeral striae. (Fig. 142 (b).)

OBSOLETA.

*A. assimilis* Lec., piccons or dark reddish-brown, length 3.5-4 mm., is a boreal species, ranging from New Hampshire to Michigan and westward.

556 (1772). ANISOTOMA PUNCTATOSTRIATA Kirby, Faun. Bor. Amer., IV, 1837, 110.

Oval, slightly oblong, convex. Dull brownish-yellow, shining. Thorax twice as wide as long, gradually narrower from base to apex, the latter emarginate, base truncate; hind angles rectangular, surface sparsely and finely punctate. Elytra oval, surface with eight rows of coarse, closely placed punctures, the eighth abbreviated at base, also with a rather long

subhumeral row of punctures; intervals flat, shining, sparsely punctulate, the alternate ones with a few widely distant, coarser punctures. Length 2.5 mm.

Pine, Lake County, and near Clear Lake, Steuben County; scarce. May 2–May 25. A member of the boreal fauna. Resembles a small *Pallodes pallidus*, a common fungus beetle of the family Nitidulidæ.

*A. conferta* Lec., picceous, elytra paler, length 2.5 mm., is known from Illinois. *A. obsolcta* Melsh., reddish-yellow or pale chestnut-brown, length 1.5–2.5 mm., is said to occur from the Atlantic to Colorado.

#### IX. COLENIS Erichs. 1832. (Gr., "knee.")

Here belongs one minute pale species having the labrum emarginate; last joint of maxillary palpi cylindrical; antennæ 11-jointed, joints 9–11 forming a loose, oblong club; tarsi 5–4–4 in both sexes.

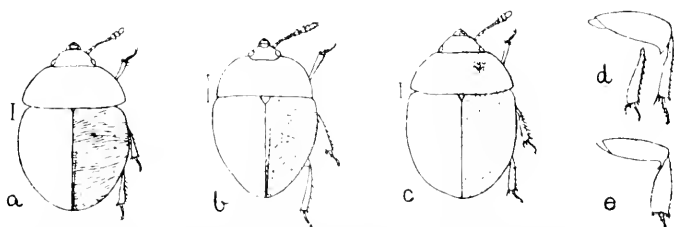


Fig. 143. *a*, *Colenis impunctata* Lec.; *b*, *Liodes geminata* Horn; *c*, *Cyrtus blandissima* Zimm.; *d*, hind leg and middle tibia of male of same; *e*, hind leg of *C. epna* Lec., male. (After Horn.)

557 (1781). *COLENIS IMPUNCTATA* Lec., Proc. Phil. Acad. Nat. Sci., VI, 1853, 284.

Broadly oval, convex, not contractile. Uniform pale reddish-brown, shining. Thorax more than twice as wide as long, much narrowed in front, apex feebly emarginate, surface smooth, hind angles rectangular. Elytra broadly oval, nearly as wide as long; surface finely transversely strigose. Length 1.5–2 mm. (Fig. 143. *a*.)

Throughout the State; frequent. April 22–December 7. Occurs especially in fleshy fungi on beech stumps.

#### X. LIODES Latr. 1796. (Gr., "smooth.")

Small oval or hemispherical beetles having well defined oblique antennal grooves on under surface of head; clypeus slightly prolonged beyond the front; labrum usually truncate; antennæ 11-jointed, joints 7–11 forming an elongate loose club (Fig. 4, No. 6); tarsal joints 5–5–4 in males, 5–4–4 in females. They live in patches

of powdery fungus on logs and dead trees, and are usually common where found. The following have been taken or probably occur in the State.

## KEY TO INDIANA SPECIES OF LIODES.

- a.* Elytra with regular rows of punctures.  
*b.* Ninth row of punctures marginal in the greater part of its length, distant from the margin at base only.  
*c.* Elytra strongly sinuate at sides, the ninth stria very distant from margin at base.  
*d.* Intervals of elytra distinctly punctulate. GLOBOSA.  
*dd.* Intervals smooth or nearly so. POLITA.  
*cc.* Elytra not sinuate at sides, the ninth stria not very distant at base; intervals smooth. 558. DISCOLOR.  
*bb.* Ninth row of punctures distant from the margin its entire length; elytra not sinuate. BLANCHARDI.  
*aa.* Elytra with more or less confused rows of punctures.  
*e.* Ninth row distant from margin its entire length.  
*f.* Punctures of striae rather coarse, those of intervals very fine. 559. BASALIS.  
*ff.* Punctures of striae fine, those of intervals quite evident. OBSOLETA.  
*cc.* Ninth stria marginal, distant from margin for a short distance at base only; rows of punctures much confused, forming nearly double striae. (Fig. 143, *b.*) GEMINATA.

*L. globosa* Lec. and *L. polita* Lec., both piceous black and 3-3.5 mm. in length, have been recorded from Kentucky.

558 (1784). LIODES DISCOLOR Melsh., Proc. Phil. Acad. Nat. Sci., 11, 1844, 103.

Hemispherical, very little longer than wide. Piceous-black above, reddish-piceous beneath, shining. Thorax without punctures, the hind angles rectangular. Elytra as wide as long, each with eight entire rows of rather coarse punctures, the ninth distant from the margin at base, but joining it slightly behind the middle; intervals flat, smooth, the alternate ones with a very few distant coarse punctures. Length 2.5-3 mm.

Marion and Posey counties; scarce. June 6-August 3.

*L. blanchardi* Horn. was described from Massachusetts and has been since recorded from Cincinnati.

559 (1787). LIODES BASALIS Lec., Proc. Phil. Acad. Nat. Sci., VI, 1853, 285.

Broadly oval, convex, shining. Piceous black; elytra with humeral space of varying width, extending from sides almost to suture, orange-red. Thorax minutely and sparsely punctulate. Elytra with eight entire rows of rather fine, much confused punctures, the rows appearing double. Length 2.5 mm.

Posey and Perry counties; scarce. May 1-May 20.

559a (1787a). *LIODES BASALIS* DICUROA Lec., *loc. cit.*

A variety of *basalis* which differs in having the elytra either entirely orange-red, or the suture and apex only, black.

Jennings and Posey counties; scarce. May 25–July 12.

*L. obsolcta* Horn and *L. geminata* Horn, both piceous black, the former 2–3 mm., the latter 3–3.5 mm. in length, are said to range from New England and Canada to Virginia and Illinois.

## XI. STETHOLIODES Fall. 1910. (Gr., “breast + smooth.”)

Oblong-elliptical, subdepressed; labrum curved in front with a small, shallow median notch; prosternum as long before the coxæ as the thickness of the latter from front to back; mesosternum strongly oblique; other characters nearly as in *Liodes*. One species is known.

560 (—). *STETHOLIODES LATICOLLIS* Fall, Can. Ent., XLII, 1910, 4.

Form given above. Dull reddish-yellow, shining. Antennæ reaching hind angles of thorax, third joint as long as the three following, seventh larger than eighth, the latter equal to sixth, ninth to eleventh much larger. Thorax about twice as long as wide, a little wider than elytra, sides broadly curved and gradually narrowed from base to apex, hind angles subrectangular; disk minutely alutaceous, finely and sparsely punctate. Elytra more than twice as long as thorax, each with nine regular rows of punctures, the outer one distant from the margin; intervals nearly flat, sparsely and irregularly punctulate. Length 2.7 mm.

Steuben County; rare. May 25. Sifted from sphagnum moss. The unique specimen is in the collection of Mr. Fall.

## XII. CYRTUSA Erichs. 1842. (Gr., “to curve or bend.”)

This genus is composed of very small, oval, convex forms (Fig. 143, c.), having the antennæ 10-jointed, with a four-jointed club and with joints 4 to 6, very short, together not longer than the third. The front and middle tarsi in both sexes are composed of five joints, while the hind ones have but four.

### KEY TO INDIANA SPECIES OF CYRTUSA.

- a.* Elytra punctured over the entire surface, the rows of punctures often much confused. 561. PICIPENNIS.  
*aa.* Elytral intervals smooth and shining, the rows of punctures distinct. 562. EGENA.

561 (1790). *CYRTUSA PICIPENNIS* Lec., New Sp. N. Am. Col., I, 1863, 25.

Oval, strongly convex. Uniform chestnut or dark reddish-brown, shining. Thorax more than twice as wide as long, narrowed in front, hind angles distinct but obtuse, surface rather sparsely and very finely punc-

tate. Elytra broadly oval, continuing the curve of the thorax; surface irregularly punctate, sometimes with larger punctures forming sinuous rows near the sides and suture. Hind femora of male with a broad, acute tooth at apex. Length 1.6-2 mm.

Starke County; rare. June 17. Larger and darker than *cygna*, with the legs less thickened and the tarsi more slender.

562 (1792). *CYRTUSA ELEGNA* Lec. Proc. Phil. Acad. Nat. Sci., 1853, 284.

Oval or subglobose, very convex. Pale brownish-yellow, shining. Thorax more than twice as wide as long, narrowed in front; surface sparsely and very finely punctate. Elytra each with eight somewhat irregular rows of very fine punctures; intervals flat, smooth, or rarely with a few fine punctures. Tarsi very short and much compressed. Length 1-1.5 mm. (Fig. 143, c.)

Marshall, Monroe and Perry counties; scarce. May 16-June 10.

*Isoplastus fossor* Horn, hemispherical or broadly oval, very convex, reddish-yellow in hue, length 1.5-2 mm., was described from Detroit, Michigan, and the District of Columbia.

### XIII. AGATHIDIUM Illig. 1798. (Gr., "good + little one.")

Very small black or piceous shining beetles having the labrum short, rounded in front; antennae with joints 4-8 small, gradually broader, 9-11 forming an oblong rather loose club. They occur beneath bark or in fungi and are more or less contractile, some of them having the power to roll themselves into a very convex rounded mass, with the legs bent under and completely hidden. Three species have been taken in Indiana, while another probably occurs.

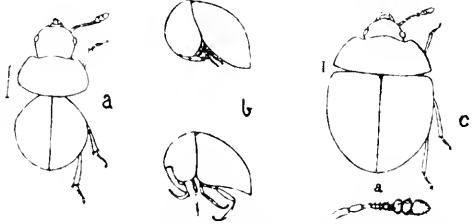


Fig. 144. a, *Agathidium oniscoides*; b, upper, same, contracted; lower, *A. politum* (male) contracted; c, *Alysiptus laris*; d, antenna of same.

#### KEY TO INDIANA SPECIES OF AGATHIDIUM.

- a. Mesosternum continuous on the same plane with the metasternum, moderately separating the middle coxae and subcarinate in front; elytra polished, without punctures; third joint of antennae longer than second.
- b. Larger species; sutural striae very fine. 563. *ONISCOIDES*.
- bb. Smaller species; sutural striae distinctly impressed. 564. *EXIGUUM*.
- aa. Mesosternum vertical between the coxae, which it narrowly separates, not carinate in front; hind angles of thorax broadly rounded; body very convex and contractile.

- c.* Surface very smooth, wholly piceous. 565. *POLITUM*.  
*cc.* Elytra distinctly punctulate, each usually with two large oblique  
 yellow spots. *PULCHRUM*.

563 (1794). *AGATHIDUM ONISCOIDES* Beauv., *Ins. Afr. et Amer.*, 1805, 160.

Body perfectly contractile. Black or piceous, smooth and shining. Thorax nearly twice as wide as long, apex deeply emarginate, front angles broadly rounded. Elytra, viewed from above, almost circular in outline. Length, extended, 3.5–4 mm. (Fig. 144, *a* and upper *b*.)

Southern half of State; frequent; less so in the northern portion. April 22–November 28. Occurs beneath bark, especially that of logs bearing fungus growth.

564 (1795). *AGATHIDUM EXIGUUM* Mels., *Proc. Phil. Acad. Nat. Sci.*, II, 1844, 103.

Resembles a small form of the preceding. Distinguished by its smaller size, with the body less perfectly contractile; sutural stria distinct under the lens. Length 2–2.5 mm.

Posey and Marion counties; scarce. March 17–May 6.

\*565 (1806). *AGATHIDUM POLITUM* Lec., *Proc. Phil. Acad. Nat. Sci.*, 1866, 370.

Oval, very convex, contractile. Color variable from reddish-brown to piceous, shining. Thorax more than twice as wide as long, narrowed in front, apex rather deeply emarginate, hind angles broadly rounded. Elytra oval, nearly as wide as long, sutural stria rather long, finely impressed; surface either smooth or, in the paler specimens, finely punctate. Length 2–2.5 mm. (Fig. 144, lower *b*.)

Throughout the State; frequent. April 30–December 25. Hibernates as imago.

*A. pulchrum* Lec., thorax reddish-yellow with a large rounded discal piceous space; length 2.5–3 mm., has been taken in Kentucky.

#### XIV. *AGLYPTUS* Lec. 1866. (Gr., “without + sculpture.”)

In this genus the head is broad and flat, with distinct antennal grooves beneath; antennæ 11-jointed, the last three joints forming an oblong club, the terminal one broader and longer than the tenth; tarsi slender, the front ones dilated and 4-jointed in the male, 3-jointed in the female; middle and hind ones 3-jointed in both sexes. One very small species occurs in the eastern United States, including Indiana.

566 (1809). *AGLYPTUS LEVIS* Lec., *Phil. Acad. Nat. Sci.*, VI, 1853, 284.

Oval, strongly convex, very little longer than wide. Piceous, or dark reddish-brown, strongly shining; surface without sculpture. Thorax with margin and base translucent; hind angles rectangular. Length 1–1.5 mm. (Fig. 144, *c*.)

Putnam, Monroe and Posey counties; rare. March 6–July 10. Taken by sifting.

Tribe V. CLAMBINI.

Very small oblong or globose-oval species having the hind coxae contiguous with plates covering the thighs; tarsi four-jointed, tibiae without spurs. Our only species of the tribe belongs to the genus:

XV. CLAMBUS Fischer, 1820. (Gr., "mutilated.")

The members of this genus have the elytra not margined at the sides and without epipleura; hind coxal plates wide; antennae 9-jointed, arising close to the eyes, the club 2-jointed; abdomen with five segments visible. Two species probably occur in the State, though but one has been taken.

KEY TO INDIANA SPECIES OF CLAMBUS.

*a.* Surface smooth, shining, without punctation or pubescence.

GIBBULUS.

*aa.* Surface sparsely pubescent; elytra rather densely and finely punctulate behind the middle.

567. PUBERULUS.

*C. gibbulus* Lec., globose-oval, piceous-black, length 1 mm., is said to occur from Canada to Texas, but has not yet been recognized from Indiana. (Fig. 142, *c.*)

567 (1813). CLAMBUS PUBERULUS Lec., N. Sp. N. Amer. Col., I, 1866, 26.

Globose-oval. Piceous or dull sooty brown, finely and sparsely pubescent; elytra paler toward the tips; legs and antennae dull brownish-yellow. Head and thorax very finely and sparsely punctulate. Elytra more distinctly punctulate, very sparsely on the disk, gradually more dense to the tips. Length 1 mm.

Marion and Monroe counties; scarce. April 23–October 15. Taken from window of cellar in which wood had been stored and from debris in beech stump.

Family IX. SCYDMENIDÆ.

THE ANT-LIKE STONE BEETLES.

Very small, shining, oval, convex species, brownish or piceous in hue and usually having the upper surface rather thickly clothed with erect hairs. They occur beneath bark or stones in moist localities; also often in ants' nests, and are frequently on the wing at twilight. From the smaller Silphida, to which they are closely related, they differ by having the hind coxae separated and the facets

of the eye coarser. In general form and size they resemble the Pselaphidæ, but the elytra are always entire and the tarsi 5- instead of 3-jointed.

In addition to the characters mentioned, they have the maxillary palpi long, the last joint very small; antennæ inserted upon the front, at the inner margin of the eyes, gradually thickened or slightly club-shaped toward apex; prosternum not visible between the coxæ; elytra convex, covering the abdomen, the latter with six free ventral segments; front coxæ conical, prominent, contiguous; middle ones somewhat distant; hind ones small, conical or transverse, often widely separated; tarsi 5-jointed, claws simple. Nearly 700 species are known, about 175 of which are from the United States. These are treated in the following papers:

*LeConte*.—“Synopsis of the Scydmanidæ of the United States,”  
in *Proc. Phil. Acad. Nat. Sci.*, VI, 1852, 149–157.

*Casey*.—“Revision of the Scydmanidæ of the United States,”  
in *Ann. N. Y. Acad. Sci.*, IX, 1897, 351–548.

In his Revision, Casey divided the family into two subfamilies, only one of which, the Scydmaninae, is represented in Indiana. The principal distinguishing characters given of this subfamily are as follows: Antennæ generally distinctly clavate, usually elbowed, but with the basal joint short or moderate in length; hind coxæ transverse or transversely oval; metasternum large; abdomen short; elytra never striate or with rows of punctures. The subfamily is separated into ten tribes, four of which are known to be represented in the State, while two others may be.

KEY TO INDIANA TRIBES OF SCYDMENIDÆ.

- a.* Fourth joint of maxillary palpi awl-shaped, finely aciculate and oblique; antennæ widely separated at base.
- b.* Prosternum short and deeply sinuate before the coxæ; neck short and abruptly constricted.
- c.* Neck narrow; eyes in front of middle of head; scutellum wanting.  
Tribe I. *ECCONNINI*, p. 293.
- cc.* Neck wide; eyes basal or sub-basal in position; scutellum always present.  
Tribe II. *SCYDMENINI*, p. 301.
- bb.* Prosternum rather long and pubescent before the coxæ; thorax ob-oval; length less than .5 of a millimetre.  
Tribe III. *OPRESINI*, p. 302.
- aa.* Fourth joint of maxillary palpi obtuse, never awl-shaped, obscure or fused rigidly to the apex of third, sometimes wanting.
- d.* Hind coxæ transverse, extending to the sides of the body; antennæ widely separated at base.



*c.* Head deeply inserted and strongly deflexed, the neck invisible; eyes basal, frequently wanting; elytra more or less rounded at tip; scutellum large and distinct; prosternum very short and deeply emarginate before the coxae.

Tribe IV. CERHENTINI, p. 302.

*cc.* Head exerted and but feebly inclined, the neck exposed and constricted; eyes sub-basal; third palpal joint obconic; prosternum rather long and well developed before the coxae.

Tribe V. EUTHENTINI, p. 303.

*dd.* Hind coxae oval, not reaching the sides of body; antennae inserted close together at the apex of the front; neck strongly constricted; hind trochantins elongate; pygidium vertical or greatly inclined.

Tribe VI. EUMERICINI, p. 303.

#### Tribe I. EUCONNINI.

The special characters of this tribe are set forth in the above table. Three of the six genera recognized by Casey are represented in the State.

#### KEY TO INDIANA GENERA OF EUCONNINI.

- a.* Thorax with two or more foveae near the basal margin.
- b.* Third joint of maxillary palpi obconic, gradually narrowed toward base; antennal club three- or four-jointed. I. EUCONNUS.
- bb.* Third joint very slender, abruptly clavate in front of middle; body glabrous; head large; antennal club four-jointed. II. PYCNOPIUS.
- aa.* Thorax without foveae, though often more or less transversely impressed near base, conical in form and never narrowed at base nor carinate near hind angles. III. CONNOPHROX.

#### I. EUCONNUS Thoms. 1860 (Gr., "to know well.")

Head exerted, the eyes in front of middle; thorax oblong, more or less narrowed at base and with at least two foveae or pits near the hind margin. Six species have been recognized from the State, while two others may occur.

#### KEY TO INDIANA SPECIES OF EUCONNUS.

- a.* Antennal club four-jointed.
- b.* Elytra with long, erect and very sparse hairs; head sparsely pubescent; clypeus separated from the front by a fine suture.
- c.* Head much narrower than thorax; secondary sexual characters of male on third and fourth ventral segments.
- d.* Carina on side of thorax visible only at base; secondary male characters large and conspicuous; piceous, the disk of elytra reddish. 568. CLAVIPES.
- dd.* Carina on side of thorax long and distinct; secondary male characters feeble; black, elytra red. 539. SEMIRUBER.

- cc.* Head almost as wide as thorax; secondary male characters confined to the sixth ventral; antennal club stronger, more abrupt and more bead-like. BICOLOR.
- bb.* Elytra very pubescent; head with dense, stiff hairs directed backward; clypeo-frontal suture absent; antennæ with a short abrupt club, the eighth and ninth joints subequal in width.
- c.* Larger, 1.6 mm.; elytra not concave toward base; eighth antennal joint as large as ninth. 570. OCCULTUS.
- cc.* Smaller, not over 1.2 mm.; eighth antennal joint distinctly smaller than ninth. 571. SIMILIS.
- aa.* Antennal club 3-jointed.
- f.* Head and elytra glabrous; thorax with four basal foveæ; antennæ long and slender, the joints all longer than wide. 572. SALINATOR.
- ff.* Head and elytra distinctly but sparsely pubescent; thorax with a well defined carina each side extending obliquely to base; antennal club darker in color than the stem.
- g.* Eighth antennal joint fully as long as wide; elytra not inflated. 573. FATUÛS.
- gg.* Eighth joint distinctly wider than long, the club stouter. DEBILIS.

568 (4838). *EUCONNUS CLAVIPES* Say, Long's Sec. Exped., II, 1824, 272; *ibid.*, I, 179.

Oval, feebly inflated. Head black; thorax and under surface piceous; elytra dark reddish-brown, shining, the sides and tips blackish; antennæ and legs reddish-brown. Antennæ slender, three-fifths as long as body, the last four joints longer than wide and one-half thicker than those of stem. Thorax as long as wide, narrowed at base, broadly rounded in front, the foveæ deep, distinct. Elytra two-fifths longer than wide, each with a small deep fovea at middle of base and a rather strong humeral fold. Four front femora strongly club-shaped. Length 1.5 mm.

Lake, Marshall and Crawford counties; frequent in Lake, scarce in the others. March 26–May 28. The fourth and fifth ventral segments of males each bear a short, thick discal plate, subdentate on sides.

569 (—). *EUCONNUS SEMIRUBER* Casey, Ann. N. Y. Acad. Sci., IX, 1897, 368.

Oval, rather robust. Black, shining, not punctate; elytra dull red; antennæ and legs reddish-piceous. Head not quite as long as wide; antennæ slender, half the length of body, the club loosely formed, its joints gradually larger. Thorax as long as wide, feebly narrowed at base; transverse impression distinct, the foveæ minute. Elytra two-fifths longer than wide, twice as wide as thorax; humeral fold long and strong; subhumeral impression long, wide and deep. Length 1.3–1.5 mm.

Marion County; scarce. December 1. Taken in nest of ants from beneath beech log. Described from northern and central Illinois.

570 (—). *EUCONNUS OCCULTUS* Casey, Ann. N. Y. Acad. Sci., IX, 1897, 372.

Rather narrow, feebly inflated. Uniform pale reddish-brown, shining. Head wider than long, broadly rounded at base. Antennae one-half the length of body, the club abrupt, its joints wider than long. Thorax as long as wide, but slightly wider than head, sides rounded in front, sinuate behind; disk sparsely clothed with suberect hairs and with two foveae each side near base, the outer one very small. Elytra one-half longer than wide, each with a humeral fold, and a fovea near middle of base; disk minutely and sparsely punctate and rather thickly clothed with yellowish suberect hairs. Length 1.6 mm.

Marshall, Putnam and Marion counties; scarce. May 20–November 30. Taken by sifting decaying vegetable debris.

571 (—). *EUCONNUS SIMILIS* sp. nov.

Shorter and more robust than *occultus*. Rather dark reddish-brown, shining; antennae and legs paler. Head almost as wide as thorax, its sides with dense, bristle-like hairs directed backward. Antennae short, stout, slightly longer than head and thorax, the joints bead-like, eighth to tenth rounded, less transverse than in *occultus*; eighth two-thirds the size of ninth, which is equal to tenth; eleventh one-half longer. Thorax as long as wide, sides nearly straight, disk sparsely pubescent and with a deep, transverse impression at base; this, with a rather large fovea each side near the hind angles. Elytra ovate, together one-half wider and twice as long as thorax; humeral fold short, feeble; basal foveae small, shallow; surface sparsely clothed with fine yellowish pubescence. Length 1.2 mm.

Putnam County; rare. April 17.

572 (1841). *EUCONNUS SALINATOR* Lec., Proc. Phil. Acad. Nat. Sci., VI, 1852, 154.

Rather robust. Blackish-piceous, shining; elytra with a dark reddish tinge; antennae black, reddish-brown at base. Head nearly as long as wide; occiput with a bristle-bearing puncture each side. Antennae with joints 3–7 equal, eighth one-half longer, ninth and tenth slightly longer and one-half thicker than eighth. Thorax as long as wide, but slightly wider than head; disk clothed with erect black hairs and with four foveae at base, the inner two the larger. Elytra two-fifths longer than wide, two-thirds wider than thorax; without humeral fold, but each with a deep fovea at middle of base. Length 1.5 mm.

Lake and Posey counties; scarce. March 26–April 27.

573 (1842). *EUCONNUS FATUUS* Lec., Proc. Phil. Acad. Nat. Sci., VI, 1852, 155.

Rather stout, feebly inflated. Piceous-black, shining, finely and sparsely pubescent; legs and antennae dull brownish-yellow, the club darker. Head rounded, not quite as long as wide; nearly as wide as thorax. Antennae slender, slightly longer than head and thorax; club abrupt and parallel, the ninth and tenth joints nearly twice as wide as eighth. Thorax not quite as long as wide, sides rounded; disk with a transverse basal impres-

sion marked with four small foveæ. Elytra nearly three-fourths wider than thorax; the humeral folds rather long and strongly marked, each with a deep fovea at base. Length 1 mm.

Kosciusko County; scarce. June 24. Sifted from moss in tamarack swamp.

*E. debilis* Casey, deep black, length .7 mm. was described from Detroit.

## II. PYCNOPHUS Casey, 1897. (Gr. "compact.")

Head large, truncate at base; neck strongly constricted; antennæ widely separated at base; third joint of maxillary palpi long, the basal half forming a long and slender peduncle.

574 (1834). PYCNOPHUS RASUS Lec., Proc. Phil. Acad. Nat. Sci., VI, 1852, 153.

Rather stout. Uniform pale reddish-brown, shining, nearly glabrous. Head wider than long, wider than apex of thorax. Antennæ longer than head and thorax, the joints of club gradually increasing in size. Thorax slightly longer than wide, sides parallel from base to middle, thence converging to apex; disk somewhat flattened and with a small but deep fovea near each hind angle. Elytra twice as wide as thorax, sides broadly and evenly curved; humeral fold short and broad, basal foveæ small and deep. Length 1.6–1.8 mm.

Lake, Starke, Marshall and Marion counties; scarce. May 20–December 30. Occurs in nests of ants and beneath logs in sandy places.

## III. CONNOPHON Casey, 1897.

A large genus of closely allied species having the thorax conical, without basal foveæ; body rather stout and inflated; head moderate in size, convex; eyes placed in front of middle; maxillary palpi with third joint elongate and obconic, the fourth small, slender and aciculate; femora, especially the front and middle ones, usually strongly club-shaped. Casey has listed 82 species, of which the following have been taken or may occur in Indiana:

### KEY TO INDIANA SPECIES OF CONNOPHON.

- a. Basal joint of hind tarsi not or scarcely longer than second, the first four joints being subequal; hind tibiae of male rarely with a spur at apex.
- b. Antennal club 4-jointed, often gradually formed.
- c. Clypeus toothed at middle of apical margin, the tooth sometimes minute; length more than 1 mm.
- d. Elytral pubescence long, erect and generally fine.
- e. Clypeal tooth large or moderate and distinct.
- f. Species more than 1.5 mm. in length.

- g.* Elytra strongly impressed each side of suture near base.
- h.* Elytra long, rather acutely pointed behind, fully one-half longer than wide; blackish-piceous in color; length 2 mm. LONGIPENNE.
- hh.* Elytra shorter, more obtuse at apex, less than one-half longer than wide, dull red, clouded with blackish behind; length 1.9 mm. 575. FORMALE.
- gg.* Elytra feebly or not at all impressed on basal half; black, tibiae paler, tarsi yellowish. 576. FLAVITARSE.
- ff.* Species less than 1.3 mm. in length; thorax shorter than wide, with sides straight; piceous black, the elytra paler. DENTIGER.
- cc.* Clypeal tooth very minute.
- i.* Suture not at all elevated or beaded toward base, the subsutural impressions obsolete; black, elytra red, blackish toward tips. 577. FOSSIGER.
- ii.* Suture more or less beaded toward base, the impressions long and distinct; body black throughout. FEMORALE.
- dd.* Elytral pubescence coarse, shorter and recurved.
- j.* Antennae stout, not longer than head and thorax, strongly clavate, the next to last joints very transverse.
- k.* Larger, 1.4-1.6 mm.; basal foveae of elytra strong, the outer large. 578. CLAVICORNE.
- kk.* Smaller, not over 1.2 mm.; basal foveae small and feeble; antennal club more nearly 3-jointed. 579. ABDUCENS.
- jj.* Antennae rather slender, much longer than head and thorax, the next to last joints fully as long as wide; body narrowly oval, pale dull yellow throughout. FURCICUM.
- cc.* Clypeus without trace of median tooth.
- l.* Thorax without distinct transverse impression at base; elytral suture beaded toward base, the pubescence long, even and suberect; color black. 580. INTEGRUM.
- ll.* Thorax with a distinct interrupted impression near base.
- m.* Body more inflated; elytra always distinctly more than one-half wider than thorax, the suture with a broad bead which is broadly expanded at base; blackish-piceous, elytra dark reddish-yellow. INXOCUM.
- mm.* Body narrow and elongate, but convex; elytra almost one-half wider than thorax, the latter with transverse impression strong; head large, nearly as wide as thorax. 581. CLAVATUM.
- bb.* Antennal club 3-jointed, abrupt; length not over 1 mm.
- n.* Clypeal tooth well developed, narrow and acute; antennae stouter; color dull brownish-yellow. 582. DEHILITANS.
- nn.* Clypeal tooth very minute, short and obtuse; antennal funicle much more slender; hind body narrowly oval; pale chestnut brown. 583. FLAVUM.
- aa.* Basal joint of hind tarsi elongate, always distinctly longer than second, joints one to four decreasing rapidly in length; hind tibiae of male with a slender terminal spur.

*a.* Larger, 1.3 or more in length.

*p.* Color piceous or paler, the elytra generally reddish or dull yellow.

*q.* Length 1.6 mm.; elytra with subhumeral impressions large, deep and conspicuous; dark reddish-brown; elytra paler red.

584. CAPILLOSULUM.

*qq.* Smaller, 1.3 mm.; thorax small, not much over one-half as wide as elytra, strongly impressed near base; color piceous.

POLITUM.

*pp.* Black throughout, elytra with at most a faint piceous tinge; legs pale dull yellow, thorax more than half as wide as elytra.

NIGRUM.

*oo.* Smaller, not over .9 of one mm. in length; basal joint of hind tarsi not as long as the next two combined; color piceous black, the elytra pale reddish-brown.

PUMILUM.

*C. longipenne* and *C. dentiger* were both described by Casey from Iowa.

575 (—). *CONNOPHROX FEMALE* Casey, Ann. N. Y. Acad. Sci., VII, 1897, 402.

Elongate-oval, rather stout. Piceous-black; elytra dark red, blackish behind, thickly clothed with long bristling hairs; abdomen pale at apex; legs and antennæ dark reddish-brown. Head slightly wider than long, clypeal tooth distinct, triangular. Antennæ one-half as long as body, club gradually formed, the ninth joint but slightly longer than wide. Thorax as wide at base as long, sides feebly curved, base one-fourth wider than head. Elytra twice as long and nearly twice as wide as thorax, humeral fold and subhumeral impression well developed, basal foveæ feeble; subsutural impressions distinct. Length 1.9 mm.

Throughout the State; frequent. March 20–October 21. Occurs beneath bark and rubbish. Resembles *fossiger* but longer and with the joints of antennal club more gradually thickened.

576 (1826). *CONNOPHROX FLAVITARSE* Lec., Proc. Phil. Acad. Nat. Sci., VI, 1852, 152.

Elongate-oval, rather stout. Black, shining; elytra dull red except near tips and thickly clothed with long fine hairs; legs reddish-piceous, tarsi pale yellow. Head much wider than long, the clypeal tooth broadly triangular. Antennæ less than half as long as body, the joints of club gradually increasing in thickness. Thorax conical, not longer than wide, the base one-fourth wider than head. Elytra one-half longer than wide, humeral fold strong, of moderate length, suture finely elevated toward base, the basal foveæ distinct. Length 1.8 mm.

Marion and Posey counties, scarce. April 21–November 28.

\*577 (1827). *CONNOPHROX FOSSIGER* Lec., Proc. Phil. Acad. Nat. Sci., VI, 1852, 152.

Rather stout, fusiform. Black; elytra reddish, blackish toward tips, thickly clothed with long pale hairs; legs and antennæ reddish-brown, the femora blackish. Head wider than long, clypeal tooth small, triangular,

Antennæ half the length of body, the club abrupt, its joints increasing feebly in thickness, eighth a little longer than wide, as long as tenth but narrower. Thorax slightly longer than wide, the base nearly twice as wide as apex, and one-third wider than head. Elytra one-half longer than wide, three-fourths wider than thorax, each with two small foveæ at base; sides evenly curved, humeral fold and subhumeral impression strong. Length 1.6 mm.

Starke, Vigo and Posey counties; scarce. January 6—June 27. Occurs beneath chips and rubbish, especially in low, sandy, open woods.

*C. femoralis* Casey, 1.5 mm. in length was described from Iowa and Michigan.

578 (—). *COXNOPHON CLAVICORNE* Casey, Ann. N. Y. Acad. Sci., VII, 1897, 417.

Rather stout, suboval. Uniform pale chestnut brown, polished; pubescence abundant, coarse, pale and conspicuous, that on elytra rather short and suberect. Head semicircular behind the eyes; clypeal tooth elongate and slender. Antennæ stout, shorter than head and thorax, the club large and as long as the other joints together. Thorax conical, slightly wider than long, sides nearly straight, apex more than half as wide as base. Elytra oval, widest near middle; four-fifths wider than thorax; humeral fold short but distinct; outer foveæ strong, subsutural impression faint. Length 1.4–1.6 mm.

Wayne County; scarce. May 26. Occurs in nests of ants and beneath logs.

579 (—). *COXNOPHON ABDUCENS* Casey, Ann. N. Y. Acad. Sci., VII, 1897, 418.

Narrowly suboval. Uniform pale reddish-brown; legs and antennæ paler; pubescence of elytra coarse, stiff and recurved. Head rather small, rounded behind the eyes; clypeal tooth rounded at tip. Antennæ short and stout, club almost three-jointed, the eighth joint only one-third thicker than seventh; ninth and tenth abruptly much wider and strongly transverse. Thorax small, strongly conic; slightly wider than long; apex one-half as wide as base. Elytra two-fifths longer than wide, three-fourths wider than thorax; humeral fold and usual impression almost obsolete; basal foveæ small, subequal. Length 1.2 mm.

Steuben County; rare. May 25. Sifted from sphagnum moss.

*C. furcivum*, length 1.4 mm., and *C. innocuum*, length 1 mm., were both described by Casey from Illinois, the former from the northern, the latter from the central portion of the State.

580 (—). *COXNOPHON INTEGRUM* Casey, Ann. N. Y. Acad. Sci., VII, 1897, 425.

Short, rather stout. Black, shining; elytra often with a feeble piceous tinge, thickly clothed with rather long, suberect pale hairs; legs and antennæ dark reddish-brown. Head wider than long, circularly rounded. An-

tennæ long, slender, more than one-half the length of body, the club slender and gradually formed; eighth joint only one-third wider than seventh; ninth and tenth one-fifth wider than eighth. Thorax scarcely as long as wide, sides distinctly curved, apex three-fifths as wide as base. Elytra three-fourths wider than thorax, humeral fold long and strong, subhumeral impressions large and deep, basal foveæ large. Length 1.2 mm.

Lake, Starke, Marion, Putnam and Lawrence counties; frequent. April 17–June 17. Taken by sifting damp vegetable debris. The front femora are very much enlarged.

581 (1836). *CONNOPHROX CLAVATUM* Lec., Proc. Phil. Acad. Nat. Sci., VI, 1852, 153.

Elongate, narrow. Dark reddish-yellow; head and thorax darker than elytra, the latter rather thickly clothed with short, pale, recurved hairs; antennæ and legs paler. Head large, as wide as thorax. Antennæ as long as head and thorax, slender, the club somewhat abrupt, the eighth joint one-half wider than seventh, ninth and tenth subequal and one-fourth wider than eighth. Thorax as long as wide, sides curved, converging in front, apex three-fourths as wide as base; disk with deep, transverse sub-basal impression. Elytra one-half wider than thorax, sides broadly curved, humeral fold small, the inner basal fovea only distinct. Length 1.2 mm.

Crawford County; rare. May 24. One specimen in Dury collection.

582 (—). *CONNOPHROX DEBILITANS* Casey, Ann. N. Y. Acad. Sci., VII, 1897, 446.

Rather narrowly oval. Pale chestnut brown, shining; elytra more reddish, dusky toward tips, rather thickly clothed with short, coarse, pale hairs; legs pale yellow. Antennæ stout, as long as head and thorax, club abruptly 3-jointed. Thorax as long as wide, sides nearly straight, apex three-fifths as wide as base. Elytra three-fourths wider than thorax, humeral fold short and feeble; inner fovea distinct, outer one obsolete. Length 1 mm.

Kosciusko, Putnam and Monroe counties; scarce. April 22–June 20. Taken by sifting.

583 (1845). *CONNOPHROX FULVUM* Lec., Proc. Phil. Acad. Nat. Sci., VI, 1852, 155.

Narrowly suboval. Pale chestnut brown, shining; legs and antennæ paler; elytra with numerous short, recurved pale hairs. Antennæ as long as head and thorax, club abrupt and 3-jointed, ninth and tenth joints equal and globular, eleventh one-half longer. Thorax as long as wide, sides feebly curved; base one-third wider than head. Elytra oval, one-half wider than thorax, humeral fold very small, basal foveæ obsolete. Length .8–.9 mm.

Marion County; rare. December 1. Taken from nest of ants in low, open woods.



584 (1827). *CONNOPHRON CAPILLOSCULUM* Lec., Proc. Phil. Acad. Nat. Sci., VI, 1852, 152.

Rather stout and inflated. Dark reddish-brown; elytra paler and brighter red, thickly clothed with long, erect, pale hairs; legs paler. Antennae dull yellow, long and slender, the club rather abrupt. Thorax slightly wider than long, sides feebly curved, disk with a distinct sub-basal impression, interrupted at middle. Elytra nearly twice as wide as thorax, humeral fold long and strong, subhumeral impression large and conspicuous, inner fovea distinct. Length 1.6 mm.

Marion and Putnam counties; scarce. March 17–April 22.

*C. politum* Say has been taken in northern Illinois; *C. nigrum* Casey was described from Michigan and *C. pumilum* Casey from New York, Canada and Iowa.

In addition to those described, there are in the collection at hand about eight species of *Connophron* which I have not been able to identify with Casey's key. Since his collection of types is inaccessible for reference, they are for the present left unnamed.

#### Tribe II. SCYDMENINI.

As at present restricted this tribe is represented in the United States by only two genera, one of which occurs in Indiana.

#### IV. SCYDMENUS Latr. 1802. (Gr., "sad; colored.")

The members of this genus are distinguished from those of the preceding tribe by the smaller thorax, which is more dilated in front, narrowed toward base, the sides sinuate behind the middle; more elliptical and convex elytra; wider neck; antennae enlarged toward apex but never with distinct club; scutellum usually distinct; legs long and well developed, the femora, especially the front ones, distinctly clavate. But one species has been taken in the State, though two others may occur.

#### KEY TO INDIANA SPECIES OF SCYDMENUS.

- a.* Head not impressed; thorax with four sub-basal foveae; scutellum distinct.
- b.* Elytra feebly inflated and strongly but gradually narrowed behind; body black. PERFORATUS.
- bb.* Elytra strongly inflated, less narrowed behind; piecons, the elytra paler. 585. RADIUS.
- aa.* Head with two impressions on vertex; thorax with six sub-basal foveae; scutellum very minute; length less than 1 mm. CORPUSCULUM.

*S. perforatus* Schaumm, length 1–1.2 mm., ranges from Massachusetts to Iowa.

585 (—). SCYDMÆNUS BADIUS Casey, Ann. N. Y. Acad. Sci., VII, 1897, 475.

Oval, rather strongly inflated. Piceous, shining; elytra reddish-brown, sparsely clothed with rather long, yellowish recurved hairs; antennæ and legs pale reddish-brown. Head much wider than long; eyes prominent. Antennæ a little less than half the length of body, the joints somewhat bead-like, the outer ones gradually enlarged. Thorax as long as wide, one-fourth wider than head, dilated and narrowly rounded at apical third, the sides thence converging and broadly sinuate to base, the foveæ small but distinct. Elytra four-fifths wider than thorax, sparsely and rather finely but distinctly punctate; inner basal fovea large. Length 1.1–1.3 mm.

Wayne County; scarce. May 26.

*S. corpusculum* Casey is known from Canada and Pennsylvania.

#### Tribe III. OPRESINI.

Very minute species, chiefly distinguished by the long prosternum in front of the coxæ. To the tribe Casey has ascribed three genera. Of these *Opresus*, having the eyes median, thorax impressed at base and scutellum invisible, is represented by three known species, each less than  $\frac{7}{8}$  of one mm. in length, which occur from Pennsylvania to Georgia. *Delius*, differing in having the scutellum distinct and the elytral suture elevated, is also represented by a single species of the same size in Pennsylvania; while *Neladius*, having the eyes in front of middle, thorax not impressed at base and scutellum distinct, is also known by one species from Pennsylvania.

#### Tribe IV. CEPHENINI.

Represented by the single genus:

V. CEPHENNIUM Muller, 1822. (Gr., "red or purple color.")

Small convex species having the head triangular and strongly deflexed, but slightly visible from above; antennæ widely separated, their clubs 3-jointed, the joints increasing rapidly in thickness; thorax with a feeble fovea near each hind angle; scutellum distinct.

586 (1855). CEPHENNIUM CORPOROSUM Lec., Proc. Phil. Acad. Nat. Sci., VI, 1852, 150.

Oblong-oval, rather robust, strongly convex. Dark reddish-brown, shining, sparsely clothed with rather short, yellowish recurved hairs; antennæ and legs paler, the former one-half the length of body. Thorax nearly twice as wide as long, sides broadly curved; disk convex, with a broad shallow fovea near each hind angle. Elytra together not longer than wide, not wider than thorax, finely and very sparsely punctate; each with a narrow, deep impressed line on basal third just within the humerus and a deep basal fovea near suture. Length 1 mm.

Putnam and Posey counties; scarce, April 17-April 22. Sifted from damp vegetable debris.

Tribe V. EUTHEINI.

This tribe, as characterized in the key, is represented by three genera. No species of the tribe has as yet been noted in Indiana, though all of the genera may occur.

KEY TO GENERA OF EUTHEINI.

- a.* Hind coxæ widely separated; length 1-1.5 mm.  
*b.* Mesosternum broad and flat; antennæ only moderately enlarged at tips. EUTHEIA.  
*bb.* Mesosternum strongly carinate; last antennal joint much enlarged. VERAPHIS.  
*aa.* Hind coxæ very moderately separated; length less than .7 mm. EUTHIODES.

*Veraphis cristata* Brend., black, shining, head with a short carina, length 1.2 mm., was described from Pennsylvania. *Euthiodes latus* Brend., brownish-yellow, length .7 mm., is known from Iowa.

Tribe VI. EUMICRINI.

This tribe, as defined in the key, is composed of three genera, two of which are represented in Indiana.

KEY TO INDIANA GENERA OF EUMICRINI.

- a.* First joint of hind tarsi only moderately elongate; scutellum visible but minute; body stouter. VI. EUMICRUS.  
*aa.* First joint of hind tarsi fully as long as the next two combined; scutellum wholly wanting; body smaller and more slender. VII. ACHOLEROPS.

VI. EUMICRUS Lap. 1840. (Gr., "good + small.")

Stout convex species having the head large and thick; eyes located in front of middle; neck strongly constricted; antennæ rather long, funicle capable of being reflexed into the excavated apex of basal joint, club 3-jointed; thorax usually with two small foveæ each side near base; femora strongly and abruptly clavate. One species has been taken, while three others may occur.

KEY TO INDIANA SPECIES OF EUMICRUS.

- a.* Front broad and feebly prominent between the antennæ; elytra distinctly impressed at base, their pubescence rather dense, moderately long and recurved.  
*b.* Larger, 2.5 mm.; elytra broadly oval, two-fifths longer than wide; thorax densely punctured toward base. GROSSUS.

- bb.* Smaller, not over 1.7 mm.; femora abruptly clavate; thorax not longer than wide and subglobular; body stout; antennae with a strong and gradually formed club. 587. MOTSCHULSKII.
- aa.* Front strongly prolonged between the antennae; elytra not at all impressed at base, their pubescence long, sparse, erect and bristling.
- c.* Hind femora not dentate on outer side; thorax not quite as long as wide; color pale brownish-yellow. OCHREATUS.
- cc.* Hind femora dentate on outer side near the trochanters; color pale reddish-brown. CRURALIS.

*E. grossus* Lec., dark chestnut brown, is a southern species which has been taken near Cincinnati.

587 (1850). EUMICRUS MOTSCHULSKII Lec., N. Sp. N. Amer. Col., I, 1863, 26.

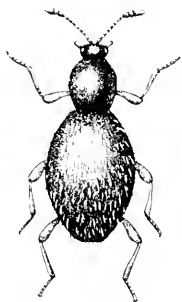


Fig. 145. . 16.  
(Original.)

Rather stout; suboval, strongly convex. Dark chestnut brown, rather thickly clothed with recurved yellowish hairs; legs slightly paler. Antennae three-fifths as long as body, ninth joint as long and twice as wide as the two preceding united; tenth still wider; eleventh as long as ninth and tenth together. Thorax ovate, convex, widest and rounded in front of middle; disk without punctures, but with two distinct foveae each side near base. Elytra short, broad, very convex, not quite twice as long as and about three-fifths wider than thorax; sparsely but distinctly punctate. Length 1.7 mm. (Fig. 145.)

Southern half of State: frequent. April 10–October 31. Forty or more specimens were sifted from decaying woody fungi on a maple log near Broad Ripple on the latter date.

*E. ochreatus*, and *E. cruralis*, each 2 mm. in length, were both described by Casey from Central Illinois.

#### VII. ACHOLEROPS Casey, 1897.

Narrow-bodied species having the sub-basal foveae of thorax very faint; scutellum wholly wanting. One of the two recognized species occurs in the State.

588 (1854). ACHOLEROPS ZIMMERMANNI SCHAUIM., Analecta Entom., 1841, 26.

Narrowly suboval, strongly convex. Uniform dark reddish-brown, shining. Head wider than long; eyes placed in front of middle. Antennae one-half as long as body, club gradually and feebly thickened, ninth joint obconic, as long and two-thirds as thick as the two preceding united, tenth slightly wider, eleventh still thicker but not as long as ninth and tenth together. Thorax longer than wide, widest and more rounded at apical third, the sides thence oblique and straight to base; disk rather coarsely,

closely and rugosely punctured near base. Elytra one-half longer than wide, two-thirds wider than thorax, coarsely and rather sparsely punctate, and sparsely clothed with short, stiff recurved hairs. Length 1.5 mm.

Lawrence County; rare. October 16. Taken from nest of red ants beneath decaying log.

## Family X. PSELAPHIDÆ.

### THE ANT-LOVING BEETLES.

Very small chestnut-brown, dull yellow or picconous species, not exceeding 3.5 mm. in length, having the body usually slightly pubescent, head and thorax mostly narrower than elytra and abdomen; elytra short, truncate; abdomen convex, obtuse at tip and with half its length exposed above. They live for the most part beneath bark and stones, where they feed upon *Acarina* and other minute animal forms. Others excrete from small tufts of hairs a substance of which ants are very fond, and they are therefore tolerated in numbers in the nests of these insects. They are even said to be fed by the ants and to ride about on the backs of their hosts when so inclined.

The name of the family is from that of the typical genus, *Pselaphus*, meaning "I feel my way," in allusion to the greatly developed palpi or "feelers," the maxillary palpi being usually 4-jointed, greatly developed and of a variety of remarkable forms.

In addition to the characters mentioned the Pselaphidæ have the mandibles usually broad and short, with the tips curved and acute; antennæ usually clavate, rarely bead-like, the number of joints variable, but usually eleven; eyes with coarse facets, sometimes wanting; prosternum almost obsolete between the front coxæ, which are conical, prominent, contiguous, the cavities open behind; middle coxæ rounded, contiguous; hind ones narrow, transverse, usually separated; metasternum very broad, its sidepieces simple; legs long, femora often club-shaped; tibiæ slender and without spurs; tarsi usually 3- (rarely 2-) jointed; claws simple.

Nearly 2,500 species of Pselaphidæ are known, about 275 of which are from North America. The more important papers treating of these are as follows:

*LeConte*.—"On the Pselaphidæ of the United States," *in* *Bost. Journ. Nat. Hist.*, VI, 1849, 64-110.

*Brendel, E.*—"Synopsis of the Genera and Species of the Family Pselaphidæ," *in* *Proc. Ent. Soc. Phil.*, VI, 1866, 31-38.

*Brendel and Wickham.*—"The Pselaphidæ of North America," in *Bull. Lab. Nat. Hist. Univ. Iowa*, I, 1890, 216-304; II, 1891, 1-84, pls. VI-XII.

*Caspy.*—"Coleopterological Notices, V and VII," in *Ann. N. Y. Acad. Nat. Sci.*, VII, 1893, 433-509; IX, 1897, 550-630.

*Caspy.*—"Remarks on Some New Pselaphidæ," in *Can. Ent.*, XI, 1908, 257-281.

The family is divided into two subfamilies, and these in turn into tribes and genera.

KEY TO SUBFAMILIES OF PSELAPHIDÆ.

- a.* Antennæ 2-jointed (Fig. 4, No. 10, and Fig. 146, *b*); front coxæ contiguous, hind ones distant. Subfamily I. CLAVIGERINÆ, p. 306.  
*aa.* Antennæ 11-jointed (Fig. 146, *a*), rarely 10-jointed. Subfamily II. PSELAPHINÆ, p. 308.

Subfamily I. CLAVIGERINÆ.

The members of this subfamily have the head narrow; palpi rudimentary, of but one joint; three basal dorsal segments of abdomen firmly united and deeply excavated, forming a cavity on the sides of which are tufts of hairs; first and second tarsal joints very short; third long, with a single claw. The species live solitary in ants' nests and the construction and smallness of the mouth is such that their nourishment is supposed to be liquid in form. The ants caress the tufts of hairs on the abdomen of the beetle with their antennæ, causing the exudation of a fluid, which they greedily swallow. Two genera comprise the subfamily, both of which are represented in the State.

KEY TO GENERA OF CLAVIGERINÆ.

- a.* Eyes wanting. I. ADRANES.  
*aa.* Eyes present. II. FUSTIGER.

I. ADRANES Lec. 1849. (Gr., "imbecile.")

Of this genus only two species are known. One of these has been taken in the State, while the other probably occurs.

KEY TO SPECIES OF ADRANES.

- a.* Thorax, when viewed from above, conical; head cylindrical; length 1.8 mm. CÆCUS.  
*aa.* Thorax bell-shaped; head obconical; length 2.5 mm. 589. LECONTEI.

*A. cæcus* Lec., orange-yellow, elytra with regular rows of short recumbent, stiff hairs, is known from Pennsylvania, Georgia and Illinois.

589 (1863). *ADRANES LECONTEI* Brend., Proc. Ent. Soc. Phil., VI, 1865, 255.

Brownish-yellow; pubescence fine, in regular rows. Head twice as long as broad; vertex with two shallow longitudinal impressions. Last antennal joint as long as head, slightly curved, squarely truncate, narrower at its outer end. (Fig. 4, No. 10.) Thorax bell-shaped, slightly longer than head, base twice as wide as neck; disk with an obtuse tubercle behind the middle and a shallow fovea each side near base. Elytra triangular, at base scarcely wider than thorax, thence rapidly widening to the truncate apex. Abdomen much wider than elytra, the first dorsal segment very large, broadly and deeply concave, its margin curved and convolute near base. Length 2.5 mm. (Fig. 146, b.)

Posey County; rare. August 3. Taken from nest of the ant, *Lasius niger americanus* Emery.

## II. FUSTIGER Lec. 1866.

Eyes present but very small, having only eight facets each; antenna with the basal joint small, quadrate; second joint as long as head, gradually broader to apex, which is three times as wide as base.

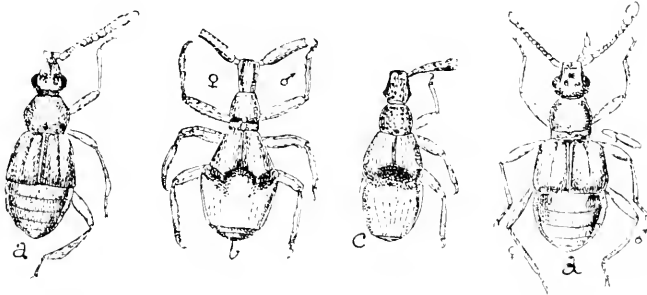


Fig. 146. a, *Chennium monilicornis*; b, *Adranes lecontei*; c, *Fustiger fuchsii*; d, *Tyrus humeralis*. All highly magnified. (After Brendel.)

590 (1864). *FUSTIGER FUCHSII* Brend., Proc. Ent. Soc. Phil., VI, 1866, 190.

Dark brownish-yellow, translucent. Head flattened above and, like the thorax, marked with a network of large shallow impressions. Thorax subglobular, equal to the head in length, sides rounded, base and apex truncate. Elytra at base as wide as thorax, thence gradually widening to apex, disk sparsely and very finely pubescent and behind the middle sloping downward to the deep transverse abdominal fovea. Abdomen convex, broader than elytra, the basal segment very large, longer than wide. Length 1.7 mm. (Fig. 146, c.)

Crawford County; scarce. May 17–August 15. Taken from ants' nests beneath stones on slopes of high hills near Wyandotte Cave.

## Subfamily II. PSELAPHINÆ.

In this subfamily the abdominal segments are all separate and the antennæ have 11 (10 in certain species of *Bryaxis*) joints. Three tribes comprise the subfamily, all of which are represented in the State.

## KEY TO TRIBES OF PSELAPHINÆ.

- a.* Antennæ approximate at base, inserted beneath prominent horizontal contiguous tubercles. Tribe I. PSELAPHINI, p. 308.  
*aa.* Antennæ distant, inserted on the sides of the head beneath short, deflexed tubercles.  
*b.* Hind coxæ widely separated, transverse, not prominent. Tribe II. BRACHYGLUTINI, p. 315.  
*bb.* Hind coxæ approximate or contiguous, conical and prominent. Tribe III. EUCLECTINI, p. 328.

## Tribe I. PSELAPHINI.

Our species of this tribe are always narrowed in front, much broader behind and have the abdomen strongly margined and the hind coxæ widely separated. The following genera are probably represented in the State:

## KEY TO INDIANA GENERA OF PSELAPHINI.

- a.* Tarsi with two equal claws.  
*b.* Antennæ moniliform or bead-like, without a distinct club.  
*c.* Maxillary palpi very small, the basal joints hidden, the last two united to form a globular club. CHIENNIUM.  
*cc.* Maxillary palpi with the last two joints very transverse, fusiform and compressed. III. CROPHYLLUS.  
*bb.* Antennæ clavate, the last joint usually gradually larger.  
*d.* Last three joints of maxillary palpi bearing bristle-like appendages on the sides.  
*c.* Appendages of last three joints of maxillary palpi short, the joints triangular; abdomen carinate. IV. TMESIPHORUS.  
*cc.* Appendages very long, the last three joints oval-transverse. V. PILOPIUS.  
*dd.* Maxillary palpi without appendages on the sides.  
*f.* Last two joints of maxillary palpi hmate, or half-moon shaped, the terminal one longer. VI. CEDIUS.  
*ff.* Last two joints not hmate.  
*g.* Last three joints of antennæ forming a club; last joint of maxillary palpi elongate and with a terminal bristle. VII. TYRUS.  
*gg.* Last joint of antennæ very large, rounded; last joint of palpi cylindrical, rounded at tip. VIII. HAMOTUS.



*aa.* Tarsi with a single claw; maxillary palpi very long.

*b.* Last joint of maxillary palpi club-shaped, very long, third small, globular. PSELAPHUS.

*hh.* Last joint of maxillary palpi long, hatchet-shaped, third triangular.

IX. TYCHUS.

*Chennium monilicornis* Lec., reddish-brown, thorax as long as wide, pubescence short, dense, appressed, length 2.8 mm., has been taken near Cincinnati and probably occurs in the hilly regions of southern Indiana. (Fig. 146, *a.*)

### III. CEOPHYLLUS Lec. 1849. (Gr., "I hide a leaf.")

Antennal tubercles wider than long, contiguous; pubescence short, fine, appressed; front femora each with three strong spines near the base. One species is known.

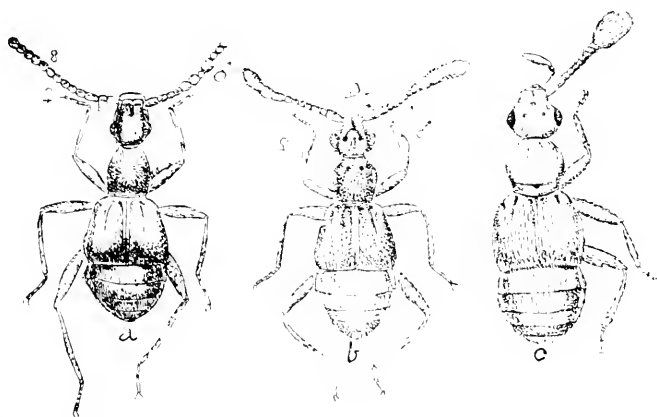


Fig. 147. *a.* *Ceophyllus monilis*, *b.* *Tausiphorus costalis*, *c.* *Homotus tristisoides*. All highly magnified. (After Brendel and Wickham.)

\*591 (1866). CEOPHYLLUS MONILIS Lec., Bost. Journ. Nat. Hist., VI, 1849, 73.

Elongate-oval. Reddish-brown, not punctate. Head as long and three-fourths as wide as thorax. Antennae stout, half the length of body, male with second joint two-thirds the length of first, third and fourth equal, wider than second; fifth to tenth globose, the eighth largest; eleventh wider and bluntly pointed; female with joints subequal and slightly increasing in size toward tips. Thorax bell-shaped, as long as wide, sides evenly curved; disk with a fine impressed line at base and a fovea each side. Elytra one-half wider at base than thorax, front half of disk flat with a feebly impressed groove. Abdomen a little narrower than elytra. Length 3.3 mm. (Fig. 147, *a.*)

Vigo, Franklin, Crawford and Posey counties; scarce. February 28–September 10. Occurs beneath bark of rotten stumps.

## IV. TMESIPHORUS Lec. 1849. (Gr., "a fissure + to carry.")

Antennae clavate; frontal tubercles longer than wide; fourth joint of maxillary palpi triangular and emarginate; head and thorax with a network of large rounded punctures. Two species are known.

592 (1869). TMESIPHORUS COSTALIS Lec., Bost. Journ. Nat. Hist., VI, 1849, 77.

Elongate-oval. Piceous, shining, clothed with short, fine, appressed yellowish hairs. Head two-thirds as long as broad; frontal fissure deep, branching behind the frontal tubercles towards the fovea on vertex; eyes prominent. Antennae of male more than half the length of body, second joint cylindrical, one-third as long and two-thirds as wide as first; third to seventh globular, eighth to tenth gradually larger, obconical, eleventh as long as ninth and tenth together, notched on one side near base; female antennae shorter, less robust and without notch on last joint. Thorax bell-shaped, with an obtuse tubercle each side near middle, disk with two foveae on apical third and a larger one each side near base. Elytra each with a broad, flat-bottomed groove on basal half, convex behind; humeri high.

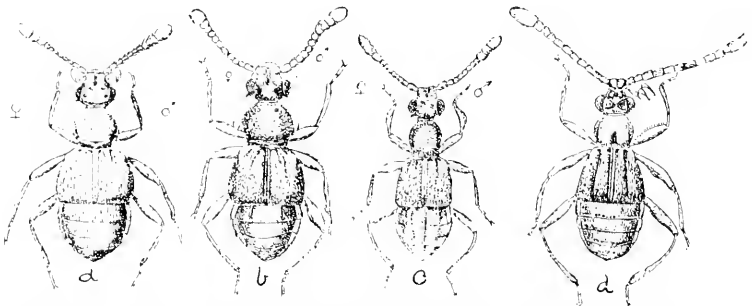


Fig. 148. a, *Cediopsis spinosus*; b, *Cediopsis zigleri*; c, *Tmesiphorus carinatus*; d, *Piloipsis lucustris*. All highly magnified. (After Brendel and Wickham.)

prominent. Abdomen broadly margined, first and second dorsal segments carinate on the sides. Length 3.3 mm. (Fig. 147, b.)

Throughout the State; common. March 31–December 29. Occurs beneath stones and bark and in ants' nests. Gregarious in winter beneath half-buried logs in upland woods.

593 (1870). TMESIPHORUS CARINATUS Say, Journ. Phil. Acad. Nat. Sci., IV, 1824, 97; *ibid.*, II, 235.

Pale reddish-brown, densely punctate; pubescence short, appressed. Vertex with median frontal groove broader and not connected by branches with the fovea. Front fovea of thorax wanting. Abdomen with a median carina, as well as one each side on the second and third dorsal segments. Otherwise as in *costalis*. Length 2.5 mm. (Fig. 148, c.)

Crawford County; rare. August 13.

V. *Pilopus* Casey. 1897.

Antennae approximate at base, clavate; joints 2-4 of maxillary palpi with long bristle-like appendages, the second joint bent and clavate, the third transversely lunate; abdomen with second and third ventrals not much longer than fourth; first four visible dorsals equal in length; front femora with stiff, erect bristles, but without spines. Two species are known from the State and another probably occurs.

KEY TO INDIANA SPECIES OF *PILOPUS*.

*a.* Pubescence rather sparse; last joint of antennae as long as the three preceding combined.

*b.* Tenth antennal joint not at all longer than wide, the sixth joint as long as fifth; body stout; elytra nearly as long as wide.

594. *LACUSTRIS*.

*bb.* Tenth antennal joint distinctly longer than wide.

*c.* Body stout, generally dark in color; abdomen always black or blackish; thorax feebly transverse, never more than one-half as wide as elytra; fifth antennal joint slightly longer than fourth.

IOWENSIS.

*cc.* Body narrower, pale in color throughout, the abdomen never blackish; elytra nearly as long as wide, rather longer than head and thorax combined.

595. *ZIMMERMANNI*.

*aa.* Pubescence dense, shorter and more scale-like; last antennal joint much shorter than the three preceding combined; elytra as long as head and thorax.

CONSOBRITUS.

\*594 (—). *PILOPUS LACUSTRIS* Casey, Ann. N. Y. Acad. Sci., IX, 1897, 619.

Rather stout, subconvex. Dark reddish-brown; elytra, antennae and legs paler. Head as wide as long; occiput with two large foveae between the eyes. Antennae of male three-fourths the length of body, joints cylindrical, nearly equal; of female, shorter with joints 7-10 short, transverse, last joint shorter, oblong-oval. Thorax wider than long, disk with an oblong median fovea at base, reaching almost to middle, and a smaller one each side. Elytra slightly wider at base than thorax, thence gradually widening to apex, each with a fine, entire sutural and median stria. Abdomen convex, margin broad, tip rounded. Length 4.8 mm. (Fig. 118, *d.*)

Southern half of State; common. April 5-December 23. Occurs beneath logs and bark; gregarious in winter. A number were once swept from stems of blue-grass in May. Usually known as *P. picus* Lec., from which it is distinguished by its more elongate and paler elytra and shorter tenth antennal joint.

*P. iowensis* Casey, length 4.7 mm., was described from Iowa.

595 (1873). *PILOPUS ZIMMERMANNI* Lec., Bost. Journ. Nat. Hist., VI, 1849, 79.

Pale brownish-yellow, sparsely pubescent. Head with frontal groove not reaching the oblong frontal foveae; occiput elevated, its foveae larger.

farther apart and near the eye. Thorax as long as wide, narrower in front than in *lacustris*, the median fovee nearly circular, the ones on sides small. Elytra more convex, the lines or striae less deep. Length 1.7 mm.

Jackson and Crawford counties; scarce. August 15–October 14.

*P. consobrinus* Lec., pubescence very dense, giving a very rough appearance, is said to occur "east of the Mississippi River," but has not yet been taken in the State.

#### VI. *CEDIUS* Lec. 1849. (Gr., "careful.")

Antennal tubercles wider than long, contiguous; last two joints of maxillary palpi unequal, the fourth oblong, thicker; front femora each with three strong spines on basal half. Two of the three species are known from the State.

##### KEY TO INDIANA SPECIES OF *CEDIUS*.

- a.* Larger and more robust, 2.5–2.7 mm.; head transversely excavated between the antennal cavities. 596. ZIEGLERI.  
*aa.* Smaller and more narrow, not over 2 mm.; head not excavated at apex. 597. SPINOSUS.

596 (1867). *CEDIUS ZIEGLERI* Lec., Bost. Journ. Nat. Hist., VI, 1849, 74.

Fuscous-brown, clothed with short dense appressed hairs. Head as long as wide; disk between the prominent eyes convex, punctured and with two circular fovee; sides with a spine behind each eye. Antennae nearly half the length of body; joints 2–4 equal, as long as wide, fifth smaller, subglobular; sixth and seventh equal, globular, eight shorter, transverse and in male with its inner side prolonged as a flat tooth; 9–10 wider, eleventh much larger. Thorax convex, as long as wide; disk sparsely and rather finely punctate, with two small fovee near apex and a larger one each side near base, the latter two connected by a curved line. Elytra one-third wider than long, sparsely and rather coarsely punctate; each with a wide shallow groove on basal third. Abdomen slightly narrower than elytra, broadly margined, the first dorsal with a carina each side. Length 2.7 mm. (Fig. 148, *b.*)

Putnam and Crawford counties; scarce. March 28–May 28. Taken from nests of ants (*Formica rufa integra*.)

597 (1868). *CEDIUS SPINOSUS* Lec., Bost. Journ. Nat. Hist., VI, 1849, 75.

Resembles *ziegleri* in form and color but smaller and less densely pubescent. Head broader than long. Antennae similar, with the outer joints less enlarged. Thorax very finely and sparsely punctate, without fovee on front half, the basal fovee smaller and connected by a fine impressed line. Elytra as in *ziegleri*, but more finely and sparsely punctate. Abdomen convex, the first segment with carinae. Length 1.8–2 mm. (Fig. 148, *a.*)

Marshall and Fulton counties; rare. April 31–May 3.

## VII. TYRUS Aubé, 1833. (Without meaning.)

Antennae clavate; palpi with first joint minute; second long, curved; third short, obovate; last joint with a needle-like spine at apex; third tarsal joint longer than second. Two species probably occur in the State.

## KEY TO INDIANA SPECIES OF TYRUS.

- a.* Antennae rather elongate in both sexes, the next to last joint of funicle not transverse; carinae of abdomen well developed. 598. HUMERALIS.
- aa.* Antennae shorter and stouter, the three outer joints of funicle transverse in female; thorax a little wider than long; carinae of abdomen very short and inconspicuous. CONSIMILIS.
- 598 (1875). TYRUS HUMERALIS Aubé, Ann. Ent., II, 1836, 84.

Robust, compact. Piceous-black, clothed with fine, short appressed hairs; elytra, antennae and legs reddish-brown. Head as long as broad, with two small foveae between the eyes. Antennae of male with joints one and two cylindrical; 3-7 rounded, gradually smaller; eighth and ninth larger, globular; tenth obconical, twice as long and thick as ninth; eleventh largest, ovate; female with joints 3-9 subequal, tenth larger. Thorax bell-shaped, widest at middle; disk with a median rounded fovea and a fine, transverse sulcus near base. Elytra with humeri prominent, disk very finely and sparsely punctate; each with a deep impressed line and fovea on basal half. Abdomen but little longer than elytra, margins very broad, the last dorsal notched at tip in male. Length 1.6 mm. (Fig. 146, *d.*)

Southern half of State; scarce. April 16-June 18. Taken by sifting and from beneath bark of stumps.

*T. consimilis* Casey, reddish-brown, elytra paler, length 1.8 mm., was described from Kentucky and Indiana. I have not seen a specimen from the State.

## VIII. HAMOTUS Aubé, 1841. (Gr., "like ear.")

Head not constricted behind the antennal tubercles; third joint of maxillary palpi very small, subglobular; last joint long and cylindrical; pubescence yellowish, loose, coarse and long; elytra and abdomen very convex; second and third tarsal joints equal. One species is known.

599 (1876). HAMOTUS BATRISIOIDES Lec., N. Sp. N. Amer. Col., I, 1863, 27.

Elongate-oval, convex. Fuscous-brown, shining. Head as broad as long, very convex; vertex with two small foveae. Antennae nearly as long as body; first and second joints cylindrical, thicker than third to fifth, which are quadrate and gradually smaller; sixth to tenth a little wider; eleventh pear-shaped, sub-compressed, half as long as the preceding joints together, somewhat smaller in female. Thorax as wide as long, sides

evenly curved, disk faintly, irregularly and coarsely punctate, with a small median triangular fovea near base and a smaller rounded one each side, the three connected by a fine curved impressed line. Elytra one-fifth longer than thorax, finely punctate, each with a short basal groove and fovea. Length 1.8 mm. (Fig. 147, c.)

Monroe County; rare. May 13. Sifted from debris of beech stump. Dury finds them at Cincinnati between April 2 and May 2, "in the decayed interior of a standing dead tree."

*Pselaphus longipalpus* Lec., blackish-brown, elytra blood-red, length 1.8 mm., is known from Iowa to Louisiana. *P. bellar* Casey, dark reddish-yellow, length 1.4 mm., was described from Michigan.

### IX. TYCHUS Leach, 1817. (No meaning.)

Antennæ attached to the under side of the frontal tubercles, which are large, close together, separated by a short canal; upper

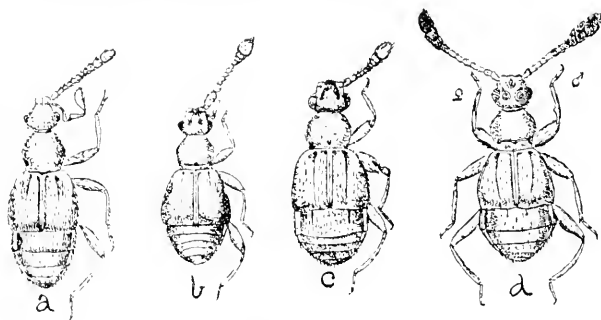


Fig. 149. a, *Tychus longipalpus*; b, *Bythinus tychoides*; c, *Decarthron brendeli*; d, *Rybaris brendeli*. All highly magnified. (After Brendel and Wickham.)

surface of head with a small puncture each side near the front part of eye.

#### KEY TO INDIANA SPECIES OF TYCHUS.

- a. Thorax with four small foveæ at base and a larger one each side; elytra depressed, the sutural lines parallel; third and fourth joints of palpi equal. 600. LONGIPALPUS.  
 aa. Thorax with five basal foveæ; elytra more convex, the sutural lines curved; third palpal joint triangular, shorter than fourth. 601. MINOR.

600 (1878). *TYCHUS LONGIPALPUS* Lec., Bost. Journ. Nat. Hist., VI, 1849, 82.

Pale reddish-brown, subdepressed, sparsely clothed with long, suberect hairs. Head as long as wide. Antennæ longer than head and thorax, first joint twice as long as second, third to eighth subequal; ninth globular, twice as wide as eighth; tenth larger; eleventh ovate, twice as long as tenth. Thorax subglobular, slightly wider than long, widest at middle; basal foveæ

very small, rounded. Elytra one-half longer than thorax, sutural lines deep; discal ones fine, limited to basal half. Abdomen narrowly margined. Length 2 mm. (Fig. 119, *a*.)

Clark County; rare. May 5.

601 (1879). TYCHUS MINOR Lee., Bost. Journ. Nat. Hist., VI. 1849, 82.

Dark reddish-brown, shining, coarsely pubescent; antennae and legs paler. Head as long as broad, convex, its foveae very minute. Antennae slightly longer than head and thorax, first two joints nearly one-half wider than three to seven, which are cylindrical; eighth globular; ninth and tenth larger, wider than long; eleventh rounded-ovate, as long as the two preceding. Thorax wider than long, polished, very convex; basal foveae five, the middle one the largest. Elytra faintly reticulate, sutural lines fine, discal ones deep, reaching beyond the middle. Length 1.5 mm.

Throughout the State; scarce. April 17–October 31. Occurs usually beneath stones on hillsides. One specimen, from Steuben County, sifted from sphagnum moss, is much paler and is to be referred to var. *testaceus* Casey.

#### Tribe II. BRACHYGLUTINI.

The differences between this and the preceding tribe are given in the key. The palpi are less developed and the last joint is oval or fusiform. The following genera are probably represented in the State:

##### KEY TO INDIANA GENERA OF BRACHYGLUTINI.

- a.* Antennae 10-jointed, with a three-jointed club; vertex with two foveae; thorax with sides rounded and with one fovea at base. X. DECARTIRON.
- aa.* Antennae 11-jointed.
- b.* Abdomen margined; tarsi with a single claw.
- c.* Body broad, transversely cylindrical in cross section; margin of abdomen wide.
- d.* Abdominal margin narrowly reflex; two basal ventrals longer than the others; dorsal segments unequal; last palpal joint pruning-knife shaped. BYTHINUS.
- dd.* Abdominal margin broadly reflex; basal, dorsal and ventral segments much longer than others; elytra flat; last palpal joint fusiform.
- e.* Vertex without foveae; elytra each with two basal foveae; ventral segments four. NISAXIS.
- cc.* Vertex with foveae.
- f.* Antennae with a 3-jointed club; vertex and thorax each with three foveae; elytra each with a long discal line.
- g.* Elytra each with two small basal foveae; thorax with three nearly equal foveae.

*h.* Three basal foveæ of thorax connected by a curved groove; elytra each with a deep subhumeral groove.

XI. RYBAXIS.

*hh.* Basal foveæ of thorax not connected by a groove; elytra without a subhumeral groove.

*i.* Elytra with margins and sloping sides nearly parallel; male with three of the dorsal segments sculptured.

BRACHYGLUTA.

*ii.* Elytra with sides diverging; male with not more than two segments sculptured.

XII. BRYAXIS.

*gg.* Elytra each with three small basal foveæ; thorax with a large pubescent fovea each side of base and a small round median one.

XIII. REICHENBACHIA.

*ff.* Antennæ very short, with only the last joint enlarged; vertex with two foveæ; body glabrous.

EUPSENIUS.

*cc.* Body convex; margin of abdomen narrow; thorax with one fovea at base.

ANCHYLARTHRON.

*bb.* Abdomen not margined; tarsi with two unequal claws; thorax with two or three longitudinal grooves; body elongate, more or less cylindrical, narrow.

XIV. BATRISODES.

## X. DECARTHRON Brend. 1865. (Gr., 'ten + joint.')

Head with disk of vertex longer than wide, the front fovea wanting; antennæ 10-jointed, the joints, aside from those in club, rounded; thorax subglobose and with a single funnel-shaped fovea near the middle of the base; elytra broad, each with two basal foveæ, the humeri prominent; abdomen short and wide, the basal dorsal segment with two distant parallel carinae. One species has been taken in the State, while three others may occur.

### KEY TO INDIANA SPECIES OF DECARTHRON.

*a.* Form of body broad, robust.

*b.* Pubescence long, erect.

*c.* Color black; foveæ of vertex large and connected with the depressed front by faint converging grooves; length 1.4 mm.

ABNORME.

*cc.* Color dark red; foveæ of vertex small, connected with the convex front by straight parallel grooves; length 1.6 mm.

EXSECTUM.

*bb.* Pubescence short; occipital foveæ deep, well separated, not connected with the concave front; length 1.4 mm.

602. BRENDELI.

*aa.* Form slender, elongate; thorax not punctate; color pale reddish-brown; length 1.5 mm.

LONGULUM.

602 (9373). DECARTHRON BRENDELI Casey, Bull. Cal. Acad. Sci., II, 1887, 461.

Piceous-brown; elytra dull red; antennæ and legs paler brown. Antennæ scarcely as long as head and thorax, eighth and ninth joints transversely oval, tenth one-half longer than wide and three times as thick as



eighth, ovate, truncate at base. Thorax finely punctulate, slightly wider than long. Elytra one-half longer than thorax, discal lines parallel. Carinae of first dorsal three-fourths the length of the segment, separated by one-half its width. Length 1.1 mm. (Fig. 119, c.)

Lake and Putnam counties; scarce. March 26–May 25.

*D. abnormalis* Lee., and *D. crasseolum* Brend., both are recorded as occurring in the "Northern States east of the Mississippi River," while *D. longulum* is a southern form which may occur in the southern counties.

*Bythinus tycheoides* Brend. (Fig. 119, b.), chocolate-brown, antennae and legs dark yellow, length 1.2 mm., has been taken at Cincinnati, while *Nisaris tomentosus* Aubé, reddish-brown, pubescence long and fine, body coarsely punctate, length 1.2 mm., is recorded from southern Illinois.

## XI. RYBAXIS Sauley, 1876.

In this genus the males have a strong tooth on the front tibiae. Two species have been taken in the State, while another may occur.

### KEY TO SPECIES OF RYBAXIS.

- a. Median fovea of base of thorax large, pubescent; antennae of male very long, the club slender. 603. VALIDA.
- aa. Median fovea small, not pubescent.
  - b. Carinae on basal dorsal segment of abdomen including but one-fourth of the width of segment between them; antennal club loose, the next to last joints not elongate or compressed. CONJUNCTA.
  - bb. Carinae on base of abdomen including one-third of width of segment; antennal club dilated and compressed in male, densely clothed with black hairs. 604. BRENDELI.

603 (1914). RYBAXIS VALIDA Brend., Bull. Lab. Nat. Hist. Iowa, 1, 1890, 273.

Dark piceous-brown; elytra and antennae red; legs paler. Vertex with a deep impression; antennae nearly one-half the length of body, first joint almost as long as third and fourth together; second shorter, oblong, rounded; third to sixth narrower; seventh and eighth narrower and shorter; ninth and tenth suddenly increasing in size, wider than long; eleventh as long as the two preceding together. Thorax deeply impressed each side near base. Length 2.2 mm.

Posey County; rare. April 16.

*R. conjuncta* Lee., black, elytra red or darker, length 1.8–2 mm., is said to occur "over the territory east of the Mississippi River."

604 (1916). RYBAXIS BRENDELI Horn, Crotch's Check List, 1873, 36.

Black, shining; elytra ranging to piceous-red; legs, palpi and club of antennae reddish-brown. Head with two very large foveae between the eyes.

Antennæ with second joint small, oval; third and fourth smaller, obconical; joints 5-8 larger, subglobular, equal; ninth to eleventh transverse, forming in male a densely pubescent club, three times as thick as eighth joint and as long as the five preceding together; in female the club is smaller, less pubescent and the preceding joints equal and cylindrical. Thorax subglobular, the basal groove sharply defined. Elytra each with a discal groove on basal two-thirds. Front trochanters with a slender spine. Length 1.8 mm. (Fig. 149, *d.*)

Lake, Steuben, and Starke counties; scarce. May 25-June 16.

*Brachyglata abdominalis* Aubé, red-brown, pubescence very fine, length 2 mm., has been taken near Cincinnati.

## XII. BRYAXIS Leach, 1817. (Gr., "to swarm.")

In this genus the thoracic foveæ are not connected by a groove. The following probably occur within the State:

### KEY TO INDIANA SPECIES OF BRYAXIS.

- a.* Median basal foveæ of thorax smaller than those on sides; last three joints of male antennæ contorted.
  - b.* Thorax as long as wide, convex; first dorsal of abdomen without carinae. PERPUNCTATA.
  - bb.* Thorax wider than long, less convex; abdominal carinae present, including between them two-fifths of the width of segment. 605. CAVICORNIS.
- aa.* Thorax with three large, equal pubescent foveæ; sexual marks on the abdominal segments of male, the antennæ not modified.
  - c.* Foveæ of occiput open toward the eyes, or very near them; thorax finely punctate; male with first dorsal segment acutely bilobed; length 1.7 mm. 606. ILLINOIENSIS.
  - cc.* Foveæ of occiput distant from the eyes; thorax not punctate; black, legs, antennæ and palpi dusky yellow; length 1.3 mm. PERFORATA.

*B. perpunctata* Brend., brown, punctate, sparsely pubescent, length 1.8 mm., is known from Illinois.

605 (1927). *BRYAXIS CAVICORNIS* Brend., Proc. Ent. Soc. Phil., VII, 1866, 194.

Elongate-oval. Fuscous-brown, clothed with long, recumbent pubescence; elytra and legs reddish-brown; antennæ dark red, last four joints fuscous. Head six-sided, foveæ large. Antennæ longer than head and thorax, the last three joints in male each differing in form, ninth wedge-shaped, tenth screw-shaped, eleventh kidney-shaped. Thorax wider than long, finely punctate, the basal foveæ all visible from above. Elytra finely and sparsely punctulate; discal lines straight, converging. Length 2 mm.

Putnam and Posey counties; rare. September 28-October 10.

606 (1922). *Bryaxis illinoensis* Brendl., Proc. Ent. Soc. Phil. VI, 1866, 195.

Rather broadly ovate. Piceous-black, shining; elytra dark red; antennae reddish-brown, legs and palpi paler. Antennae less than one-half the length of body; joints 2-8 small, rounded; ninth obconical, longer; tenth twice as wide as eighth; eleventh oblong-oval, twice as thick as ninth. Thorax wider than long, the foveae very large. Elytra one-third longer than thorax, sutural and discal lines distinct, parallel, the latter deep at base and reaching apical fifth. First dorsal of male deeply concave, prolonged behind in two acute triangular lobes; second dorsal with a large median fovea. Length 1.8 mm. (Fig. 150, *a*.)

Throughout the State; common. March 20-June 24. On May 6 I took scores of this species beneath driftwood on the mud banks of the Ohio River near Charleston, Clark County.

*B. perforata* Brendl. is said in Brendel & Wickham's key to occur in "Michigan, Illinois and Iowa," and in the description which follows "in New York, Jersey and Long Island."

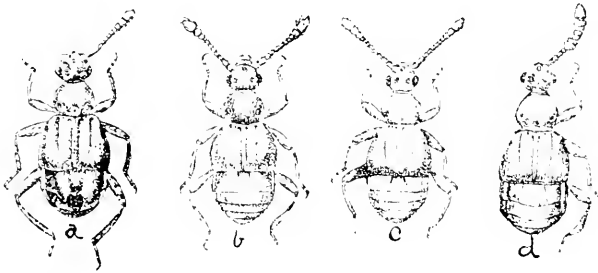


Fig. 150. *a*, *Bryaxis illinoensis*; *b*, *Reichenbachia gracilis*; *c*, *Reichenbachia concolor*; *d*, *Reichenbachia propinqua* (n. sp.). All highly magnified. (After Brendel and Wickham.)

### XIII. REICHENBACHIA Leach. 1826. (Name of a naturalist.)

A large genus of small, broad-bodied species having the base of thorax marked with a large fovea each side and a very small round one on the median line; elytra each with three small basal foveae. The following species are known from or perhaps occur in the State:

#### KEY TO INDIANA SPECIES OF REICHENBACHIA.

- a*. Carinae of first dorsal segment of abdomen separated by less than one-third the width of the segment; antennae not modified in the sexes.
- b*. Carinae separated by a space not wider than that between the sutural lines of elytra.
- c*. Thorax punctured.
  - d*. Punctures of thorax fine and sparse; carinae of first dorsal quite short and divergent. 607. GEMMIFER.
  - dd*. Punctures of thorax distinctly coarser and very dense; dorsal carinae one-half the length of segment and less divergent. 608. CANADENSIS.

- cc.* Thorax without punctures; abdominal carinae rather long; elytra punctured and subrugose. 609. *RADIANS.*
- bb.* Carinae separated by a space wider than that between the sutural lines, but less than one-fourth the width of segment.
- c.* Thorax distinctly punctate; pubescence short; carinae of first dorsal nearly one-half as long as the segment, divergent and separated at tip by one-fourth the width of segment. *CRIBRICOLLIS.*
- cc.* Thorax not punctate.
- f.* Pubescence short and strongly recurved; pale reddish-brown; median fovea of thorax very small. *CONGENER.*
- ff.* Pubescence long, bristling and semierect; elytra shorter than wide; piceous, the elytra paler.
- g.* Abdominal carinae fully one-half the length of segment, feebly curved and strongly divergent; form less convex. 610. *RUBICUNDA.*
- gg.* Abdominal carinae one-third the length of segment, straight, less divergent; form narrower and more convex. 611. *GRACILIS.*
- aa.* Carinae of first dorsal separated at base by one-third or more the width of segment; pubescence short and strongly recurved.
- b.* Antennae similar and unmodified in the sexes.
- i.* Thorax strongly and closely punctured; carinae of first dorsal short, straight and parallel. *PUNCTICOLLIS.*
- ii.* Thorax not punctured; body black or piceous, with bright red elytra; male with last dorsal with a broad rounded notch and last ventral broadly concave. *CORPORALIS.*
- bb.* Antennae dissimilar in the sexes, that of male with fifth joint strongly dilated, the sixth scarcely longer than seventh; elytra dark reddish-brown. *PROPINQUA.*

607 (1928). *REICHENBACHIA GEMMIFER* Lec., Trans. Amer. Ent. Soc., VIII, 1880, 182.

Dark reddish-brown; antennae, legs and elytra paler; pubescence very fine and short. Head as long as wide, the three foveae circular and equal in size. Antennae half as long as body; second joint as long but not as thick as first; third to eighth cylindrical and subequal; ninth obconical, slightly longer and thicker; tenth larger, subglobular; eleventh twice as thick as tenth, as long as the three preceding. Thorax subglobular, strongly convex, median foveae small, deep; side ones as large as those of head; disk finely, evenly but distinctly punctate. Elytra at base one-third wider than thorax, smooth except near tips; each with a wide shallow discal line. Carinae of first dorsal short and strongly divergent. Length 1.1 mm.

Putnam County; rare. April 17. Taken by sifting.

608 (1938). *REICHENBACHIA CANADENSIS* Brend., Trans. Amer. Ent. Soc., XIV, 1887, 206.

More slender than *gemmaifer*, with darker body. Thorax one-third broader than long, densely and coarsely punctured, the median foveae smaller. Elytra at base not wider than thorax, distinctly but finely and sparsely punctate; discal lines deeper and more distinct. Length 1.5 mm.

Starke County; rare. May 18-June 17. Sifted from vegetable debris on margin of sphagnum swamp.

609 (1930). REICHENBACHIA RADIANUS Lec., Trans. Amer. Ent. Soc., VIII, 1880, 182.

Uniform light chestnut brown; antennae and legs paler. Head as wide as long; the foveae small but deep. Antennae longer than head and thorax, the joints nearly as in *gemmifer*, the eighth and ninth smaller than there. Thorax subglobose, smooth, the foveae on sides one-third larger than those of head, the median one much smaller. Elytra at base one-third wider than thorax, finely, sparsely and somewhat roughly punctate. Carinae of first dorsal reaching nearly to middle of segment. Length 1.5 mm.

One specimen in Webster collection labeled "Ind.," LeConte's type, came from Illinois and his description is so brief that I am not certain as to the identity of the specimen at hand. However, it runs to *radicans* both in his key and in that of Brendel.

*R. cribricollis* Brend., piceous-black, elytra dark red, length 1.3 mm., is known from Illinois and Iowa. *R. congener* Brend. (Fig. 150, c), reddish-brown, length .9 mm., is an eastern species which is recorded from Cincinnati.

610 (1932). REICHENBACHIA RUBRICUNDA Aubé, Ann. Soc. Ent., II, 116.

Piceous-black, not punctured; elytra, legs and antennae dull red. Head wider than long; foveae large, equal. Antennae not half as long as body, second joint oblong; third to seventh equal, cylindrical; eighth globular; ninth as long and twice as wide as third; tenth subglobular, one-half thicker than ninth; eleventh one-half wider than tenth and longer than the two preceding. Thorax one-third wider than long; foveae on sides very large, median one small and deep. Elytra at base as wide as thorax at middle, humeri prominent; discal lines reaching apical third. Length 1.3-1.5 mm.

Throughout the State; common. April 17-June 13. Occurs beneath cover in damp localities.

611 (1935). REICHENBACHIA GRACILIS Casey, Contrib. Desc. Coleop. N. A., I, 1881, 32.

Dark piceous-red; pubescence long, suberect and pale; elytra dull red; antennae and legs paler. Head longer than wide; foveae deep and equal. Antennae longer than head and thorax, first three joints gradually decreasing in size; fourth to eighth equal, slender, subcylindrical; ninth subglobose, thicker; tenth nearly twice as wide as long; eleventh compressed, as long as the three preceding together. Thorax wider than long, strongly convex, polished, foveae on sides large, median one minute. Elytra very convex, discal lines sharp, nearly entire. Length 1.1 mm. (Fig. 150, b.)

Starke and Orange counties; rare. June 2-June 16. Beaten from hickory.

*R. puncticollis* Lec., black with rust-red elytra, legs and antennæ, length 1.4 mm., is recorded as occurring in the "region east of the Mississippi River." *R. corporalis* Casey, length 1.7 mm., was described from Michigan and Canada. *R. propinqua* Lec., piceous-black, elytra dark blood-red, length 1.4 mm., is a boreal species which probably inhabits northern Indiana. (Fig. 150, *d*.)

*Eupseinus glaber* Lec., yellow, without pubescence or punctures, length 1 mm., is a southern species which may occur in the Ohio River counties.

*Anchylarthron (Verticinotus) cornutus* Brendl., dark yellow, faintly punctured, sparsely pubescent, is recorded from Ohio and Iowa.

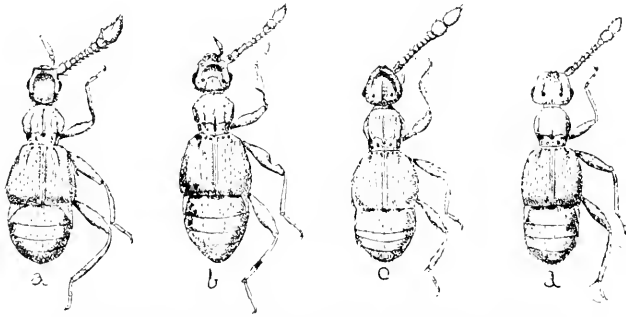


Fig. 151. *a*, *Batrisodes iowa*; *b*, *Batrisodes ferax*; *c*, *Batrisodes globosus*; *d*, *Batrisodes spectus*. All highly magnified. (After Brendel and Wickham.)

#### XIV. BATRISODES Reitt. 1881. (Gr., "Batrisus + like.")

A large genus of subcylindrical, rather narrow, elongate species, having the head elongate-oblong, with two foveæ connected by a curved groove on vertex; antennæ with a three-jointed club; last joint of maxillary palpi fusiform, more convex on the outer side; thorax with two or three longitudinal grooves and a transverse curved groove connecting the three basal foveæ; elytra very convex, their discal lines confined to basal half; legs long, femora clavate. The species which have been taken or perhaps occur in the State may be separated into two groups as follows:

##### KEY TO GROUPS OF INDIANA BATRISODES.

- a*. Hind tibiæ without a terminal spur; elytra each with two foveæ at base. Group A.
- aa*. Hind tibiæ with a long terminal spur; elytra each with three foveæ at base. Group B.

## GROUP A.

## KEY TO SPECIES OF GROUP A.

- a.* Vertex without a median carina; occiput swollen behind, overlapping the neck; middle femora of male with a curved spine near the trochanters. 612. *IONÆ*.
- aa.* Vertex with one or more carinae.
- b.* Vertex with three carinae converging in front.
- c.* Front tibiae of male with a strong recurved spine near the middle; middle femora notched above. (Fig. 151, *b*.)
- d.* Occiput swollen above; hind tarsi of male with second joint dilated. *ARMIGER*.
- dd.* Occiput not swollen; hind tarsi of male simple; elytra punctulate; ninth antennal joint one half the width of tenth, eleventh wider than tenth, ovate. 613. *FEROX*.
- cc.* Front tibiae of male simple; middle femora not notched above; hind tibiae rather suddenly and strongly dilated on the inner side at basal third. 614. *CAVICRUS*.
- bb.* Vertex with one median carina. 615. *CONFEXIS*.

\*612 (1891). *BATRISODES IONÆ* Lec., Bost. Journ. Nat. Hist., VI, 1849, 94.

Uniform reddish-brown, shining, sparsely clothed with long yellowish hairs. Head longer than broad, its surface sloping from the prominent occiput to front margin. Antennae half the length of body, joints 2 to 8 subequal, ninth larger, slightly transverse; tenth large, globular; eleventh oblong-ovate, much thicker and toothed on inner side in male. Thorax bell-shaped, widest at middle, slightly narrower at base; disk with three impressed lines, the median one entire and ending at base in a small fovea; sides with a small acute tubercle. Elytra sparsely and distinctly punctate; humeri rounded, not prominent. Abdomen slightly depressed at base, sparsely and finely punctate. Length 2.5-2.7 mm. (Fig. 151, *a*.)

Vigo and Crawford counties; rare. August 10-December 10. One specimen on the latter date from beneath a partly buried chunk in sandy woods. A species of southern range, described from Georgia.

*B. armiger* Lec., reddish-brown, sparsely pubescent, length 2.4 mm., is known from Pennsylvania.

613 (1898a). *BATRISODES FEROX* Lec., Bost. Journ. Nat. Hist., VI, 1849, 95.

Uniform reddish-brown, rather sparsely pubescent. Head quadrate; fovea of vertex small and in a line behind the middle. Antennae half the length of body, joints 3-5 cylindrical, 6-9 quadrate or rounded and slightly wider; tenth larger, globose in male, obconical in female; eleventh thicker, oblique, truncate at apex, rounded at base, as long as the two preceding. Thorax widest at apical third, sides strongly curved, apex half as wide as base; disk with three impressed lines, median one obsolete in front; basal fovea deep. Elytra one-sixth wider at base than thorax, finely and evenly punctate; humeri with an obtuse spine. Carinae of basal dorsal very short, separated by one-fifth the width of segment. Length 2.4 mm. (Fig. 151, *b*.)

Throughout the State; frequent. April 9–November 28. Occurs in nests of red ants, *Lasius*, beneath stones. Readily known by the notched apex of middle femora.

614 (1922). *BATRISODES CAVICRUS* Casey, Ann. N. Y. Acad. Sci., VII, 1893, 468.

Reddish-brown, coarsely and sparsely pubescent; elytra, legs and club of antennæ paler. Head wider than long, as wide as thorax. Antennæ half as long as body, second joint longer than third; three to eight equal in width, gradually shorter; ninth and tenth abruptly wider, slightly transverse; eleventh much larger, subglobular. Thorax slightly longer than wide; median sulcus of disk feeble, with two or three acute recurved spines each side; median sub-basal fovea large, the side ones distinct. Elytra as long as wide, not punctate; humeri rounded. Carinae of first dorsal separated by one-sixth the width of segment. Male with a rounded subapical impression on last ventral. Length 1.8 mm.

Crawford County; rare. August 15. Described from North Carolina. Pury finds it rather plentiful near Cincinnati.

615 (1896). *BATRISODES CONFIXIS* Lec., Bost. Journ. Nat. Hist., VI, 1849, 96.

Reddish-brown, shining, finely and sparsely pubescent. Head as broad as long, vertex elevated with one median carina. Antennæ slender, half as long as body, joints 2–9 subequal, tenth but one-third thicker and not longer than ninth, eleventh oval, acute, twice as long and one-half wider than tenth. Thorax as wide as long, median sulcus fine, entire, basal foveæ very small, side ones distinct. Elytra at base not wider than thorax, smooth, humeri feeble, discal lines very short. Length 2 mm.

Putnam County; rare. April 22.

#### GROUP B.

In this group the hind tibiæ bear at the outer end a very fine and slender terminal spur, and the base of each elytron is marked with three small rounded foveæ (two in *frontalis*). The following species are known from or probably occur in the State.

#### KEY TO SPECIES OF GROUP B.

- a.* Front of head in either sex not separated by a sulcus or groove from the clypeus; last antennal joint of male with an erect basal tooth; thorax with crests on disk; elytra strongly punctate. SCHAUML.
- aa.* Frontal margin in the male separated from the clypeus by a sulcus or excavation; in the female continuous with the clypeus.
  - b.* Antennæ stout, the joints almost all wider than long, head-like, seventh and eighth smaller than those preceding or following. 616. CASEYI.
  - bb.* Antennal joints, especially those of funicle, more slender, not wider than long, joints 7 and 8 not smaller.



- c.* Frontal margin produced beyond the line between the bases of antennæ.
- d.* Vertex more or less scabrous or roughened and carinate.
- e.* Vertex vaulted or elevated, feebly scabrous; last antennal joint of male long, with an erect tooth; elytra punctate, the shoulders not angulate; length 1.5 mm. 617. RIPARIUS.
- cc.* Vertex not vaulted, coarsely scabrous; last antennal joint of male without a tooth; length 2.2 mm.
- f.* Foveæ of occiput not pubescent; frontal margin of male notched in middle; shoulders angulate. SCABRICEPS.
- ff.* Foveæ of occiput pubescent; head very flat; frontal margin triangular; thorax with conspicuous discal crests and deep grooves, so that the disk appears to be marked with five lines. LINEATICOLLIS.
- dd.* Vertex smooth; front more or less elevated.
- g.* Antennæ alike in the sexes; foveæ of occiput pubescent; vertex not carinate.
- h.* Thorax without crests or spines; sulcus of vertex deep; elytra not punctate; length 2.2 mm. FRONTALIS.
- hh.* Thorax with four basal spines; sulcus of vertex shallow; elytra very finely and sparsely punctate; length 1.9 mm. SIMPLEX.
- gg.* Antennæ unlike in the sexes, the tenth joint in male globose and very large; in female but one-half thicker than ninth; foveæ of occiput not pubescent; vertex carinate; length 1.7 mm. 618. GLOBOSUS.
- cc.* Frontal margin not produced beyond the line between the bases of antennæ; tenth antennal joint of male very large.
- i.* Humeri blunt, rounded; foveæ of occiput not pubescent.
- j.* Reddish-brown; tenth joint in male with a small fovea at the base; length 2 mm. 619. VIRGINIE.
- jj.* Black or piceous; antennæ and legs red; tenth joint foveate on under side.
- k.* Median sulcus of thorax obsolete; length 1.6 mm. 620. SPRETIUS.
- kk.* Median sulcus present; foveæ on under surface of tenth joint very large. 621. FOVEICORNIS.
- ii.* Humeri spinous; foveæ of occiput pubescent; length 2 mm.
- l.* Basal joint of male antennæ bluntly toothed below; tenth joint large, with a small, round, deep puncture at base on under side. DENTICOLLIS.
- ll.* Basal joint not toothed below; tenth joint not punctate beneath; black, with reddish antennæ and legs.
- m.* Elytra smooth, vertex not punctate; third joint of male antennæ longer than second or fourth and swollen on one side. 622. NIGRICANS.
- mm.* Elytra indistinctly punctate; vertex with a central transverse puncture; three basal joints of antennæ subequally decreasing in size. STRIATUS.

*B. schaumii* Aubé, piceous-black, length 2.1 mm., is known from Pennsylvania and Illinois.

616 (—). *BATRISODES CASEYI* Dury Mss.

Uniform reddish or chestnut-brown, sparsely clothed with stiff, suberect yellowish hairs. Head large, as wide as thorax; vertex strongly swollen, not carinate; foveæ of occiput very small. Antennæ short, stout, reaching base of thorax, joints 2 to 10 wider than long, 11 oblong-oval, nearly as long as the three preceding. Thorax as wide as long, median sulcus deep, abbreviated in front, basal foveæ round, deep. Elytra smooth, convex, humeri not prominent. Length 2.5 mm.

Posey County; rare. April 26. Taken from beneath chunk in open sandy woods. Dury has three or four from Kentucky opposite Cincinnati.

617 (1902). *BATRISODES RIPARIUS* Say, Journ. Phil. Acad. Nat. Sci., IV, 1824, 98; *ibid.* II, 235.

Reddish-brown, sparsely pubescent. Head slightly wider than long, its margin broad, flat, produced in front; the foveæ small, deep, not pubescent. Antennæ of male half the length of body, joints 2 to 8 gradually smaller and rounded; ninth much larger, transverse, toothed on outer side; tenth still larger, globose; eleventh not as thick, more than twice as long, with a large tooth inside the base; in female the joints are regular, the last one not as long as the two preceding, acute-ovate. Thorax slightly longer than broad, sparsely punctate, the basal foveæ small, distinct. Elytra very convex, strongly punctured; humeri blunt or rounded. Length 1.4-1.6 mm.

Posey County; rare. April 18—April 22.

*B. scabriceps* Lec., piceous, legs and antennæ paler, is said to occur from Pennsylvania to Illinois and Iowa. *B. lineaticollis* Aubé and *B. frontalis* Lec., have been recorded from Cincinnati. *B. simplex* Lec. is a boreal species which has been taken in northern Illinois.

618 (1903). *BATRISODES GLOBOSUS* Lec., Bost. Journ. Nat. Hist., VI, 1849, 100.

Reddish-brown, shining, sparsely and finely pubescent. Head with vertex roof-shaped, the crest carinate; foveæ small, deep, round, not pubescent; margin broad, flat, densely punctate. Antennæ half as long as body, second joint obconical, three to eight globular and of same width as second; ninth thicker, wider than long; tenth in male globular, four times as thick as ninth; eleventh narrower than tenth, ovate, acute, obliquely impressed from middle on outer side. Thorax slightly wider than long, median sulcus deep, ending near base in a deep foveæ from which a transverse groove curves to foveæ on sides. Elytra indistinctly punctulate, one-half longer than thorax, each with three small, rounded foveæ at base; discal lines short, shallow; humeri tuberculate. Legs long, thighs clavate. Length 1.8 mm. (Fig. 151, c.)

Throughout the State; common. March 5–November 28. Occurs in numbers in the large cone-shaped nests of ants and beneath stones on sloping hillsides.

619 (1910). *BATRISODES VIRGINIE* Casey, Contrib. to Desc. of Coleop. of N. A., 11, 1884, 90.

Reddish-brown, shining; elytra dark red; antennae and legs paler. Head large, quadrate, punctured in front; eyes small; vertex with two small, rounded foveae connected by a curved groove. Antennae less than half the length of body, first joint as long as the next two together, second longer than third; 3 to 8 quadrate, equal; ninth larger, one-half wider than long; tenth large, globular; eleventh as long as three preceding together, obliquely acuminate. Thorax as wide as long, median sulcus narrow, deep, with a small erect tooth each side of the basal median fovea. Elytra finely, sparsely and distinctly punctate. Length 2 mm.

Putnam, Fayette and Crawford counties; frequent. April 17–August 15.

620 (1906). *BATRISODES SPRETUS* Lec., Bost. Journ. Nat. Hist., VI, 1849, 100.

Piceous black; elytra dark red, sparsely and finely pubescent. Head wider than long, wider than thorax, punctulate in front, smooth behind; eyes prominent; occiput elevated, broadly depressed each side; vertex not carinate. Antennae reaching base of thorax, joints 2 to 8 oblong; ninth longer and wider, transverse; tenth large, quadrate-rounded; eleventh twice as long but narrower than tenth, ovate-acuminate. Thorax slightly longer than wide, widest before the middle, median basal fovea small; basal tubercles minute. Elytra convex, not punctured; humeri without tubercles. Length 1.7 mm. (Fig. 151, *d*.)

Southern half of State; frequent. April 17–October 11. Taken by sifting damp vegetable debris and in nests of white ants.

621 (1914). *BATRISODES FOVEICORNIS* Casey, Bull. Cal. Acad. Sci., II, 1887, 462.

Reddish-brown, not punctate; sparsely clothed with long hairs. Head as wide as long; vertex nearly flat, carinate at middle. Antennae with second joint one-third shorter and narrower than first; third to seventh longer than wide, eighth quadrate; ninth wider than long; tenth much wider, globose, flattened and with a large fovea beneath in male; eleventh wider and as long as the three preceding together. Thorax with foveae and sulci deep, the median sulcus obsolete on basal third. Elytra with rounded humeri. Length 2 mm.

Monroe County; rare. May 13. Sifted from debris of beech stump.

*B. denticollis* Casey, black, elytra dark red, antennae and legs paler, length 1.8 mm., is known from Virginia and Iowa.

622 (1904). — *BATRISODES NIGRICANS* Lec., BOST. JOURN. NAT. HIST., VI, 1849, 99.

Black, shining, sparsely pubescent; antennæ, palpi and legs reddish. Head as long as broad, front punctate; vertex convex, carinate. Antennæ with fourth joint half as wide and about as long as third; fifth to eighth subequal, as wide as long; ninth longer, rounded; tenth nearly twice as thick as ninth, globose; eleventh one-half longer, ovate, acute. Thorax with median sulcus very deep, the basal tubercles acute; foveæ on sides of base pubescent. Elytra with humeri subacute, discal lines reaching middle. Length 2 mm.

Lake County; rare. — May 1.

*B. striatus* Lec., of which *simplex* Lec. is perhaps a synonym, is said to occur from Massachusetts to the Missouri River.

### Tribe III. EUPLECTINI.

In this tribe the form is more depressed and linear than in those preceding, thus approaching the Staphylinidæ. They have the antennæ widely separated at base; abdomen distinctly margined, with six ventral segments; hind coxæ conical, prominent and contiguous. The following genera, as limited by Casey, are probably represented in the State.

#### KEY TO INDIANA GENERA OF EUPLECTINI.

- a.* Tarsi with two equal claws; antennæ slender, bead-like, last three joints forming a loose club; first visible dorsal nearly as long as second and without pubescent line. RABONUS.
- aa.* Tarsi with two unequal claws or with but a single claw.
  - b.* Antennæ elbowed, the basal joint elongate; thorax twice as wide as long, bilobed, and armed at sides with three inflexed spines. XV. RHENIUS.
  - bb.* Antennæ straight, first joint not elongate.
    - c.* Tarsi with two unequal claws, the second in the form of an appendage nearly one-half the length of the principal claw.
    - d.* Thorax with a line entire median groove, its sides not spinous; body shorter, head more transverse; elytra each with four basal punctures, prolonged backward by a line. XVI. RHENIDIUS.
    - dd.* Thorax without a median impressed line; body longer, more parallel; head less transverse. RAMECIA.
- cc.* Tarsi with but a single claw, or with the second one very minute.
  - e.* Antennal club gradually formed, the last joint only moderate in size.
  - f.* Prosternum not carinate along the middle; first dorsal not longer than second.
  - g.* Thorax with a central discal impression; elytra each with a discal stria.

- h.* Head large, truncate; antennae very remote; first dorsal of abdomen with distinct basal carinae.  
XVII. EUPLECTUS.
- hh.* Head smaller, the front more abruptly and strongly narrowed; antennae less distant; abdomen without basal carinae.  
THESIASTES.
- gg.* Thorax without a discal impression; elytra without discal striae.  
BIBLOPECTUS.
- ff.* Prosternum finely but distinctly carinate throughout the middle of its length; thorax with a small, subapical impression, its basal foveae connected by a transverse sulcus; antennae less widely separated, the tenth joint larger than usual.  
THESUM.
- cc.* Antennal club consisting almost entirely of the large abrupt terminal joint; thorax without discal impressions.
- i.* Ninth and tenth antennal joints very short, distinctly transverse.
- j.* Elytra with a subhumeral fovea from which an acutely elevated carina extends to apex; also with discal striae reaching to middle; head never wider than thorax, the latter with a large fovea on each side connected by a transverse groove.  
ACTUM.
- jj.* Elytra without trace of a subhumeral fovea and without discal striae, but with an elongate basal impression.
- k.* First dorsal segment of abdomen much elongated and without trace of a median impression.  
XVIII. TRIMIOMELBA.
- kk.* First dorsal shorter, equal to second.  
XIX. MELBA.
- ii.* Ninth and tenth antennal joints larger, less transverse; elytra with a discal stria and with two basal foveae but without subhumeral fovea; sulcus of thorax not continued down the flanks but ending in small enlargements near the margin.  
TRIMIOPECTUS.

*Rafonius tolula* Lec., dark brown, polished, clothed with long, dense pubescence, antennae and legs yellowish, length 2.1 mm., occurs rarely near Cincinnati.

XV. RHENIUS Lec. 1849. (Gr., "I break.")

Head and thorax each wider than long; tarsi with two unequal claws; antennae elbowed. One of the three species occurs in the State.

623 (1957). RHENIUS INSCUTIPUS Lec., Bost. Journ. Nat. Hist., VI, 1849, 103.

Subcylindrical, depressed. Pale reddish-brown, clothed with short erect hairs. Head twice as wide as long, base truncate, front rounded, concave and with three foveae; occiput carinate. Antennae reaching base of thorax, joints 3 to 8 transverse, nearly equal; ninth twice as wide as third; tenth

longer and wider; eleventh conical-ovate, as long as ninth and tenth together. Thorax almost as wide as head, sides broadly curved; disk with a median groove, and a fovea each side near base connected by a transverse line. Elytra as wide as long; discal lines deep, confined to basal third; humeri prominent, armed with a tubercle; margin with a sharp edge. Abdomen as wide as elytra, the basal segment with two short carinae. Length 1.2 mm. (Fig. 152, *a*.)

Monroe, Lawrence and Clark counties; scarce. April 9–May 8. Taken by sweeping blue-grass; also by sifting.




Fig. 152. *a*, *Rhexius insculptus*; *b*, *Rhexidius canaliculatus*; *c*, *Trinomelba dubia*; *d*, *Melba parvula*; *e*, *Euplectus confluentis*. (After Brendel and Wickham.)

#### XVI. RHEXIDUS Casey, 1887. (Gr., "a crack or fissure.")

Head much wider than long; thorax with a median groove; hind coxæ contiguous; tarsi with two unequal claws. One species occurs in the State.

621 (1971). RHEXIDIUS CANALICULATUS Lec., Bost. Journ. Nat. Hist., VI, 1849, 107.

Elongate-oval, subconvex. Pale brownish-yellow, rather densely and finely pubescent. Head one-half wider than long, front transversely impressed; vertex elevated, feebly sulcate and with a small round fovea each side close to the eye, the two connected by a curved groove. Antennæ short, stout, not reaching base of thorax, joints one and two subequal, cylindrical, as long as wide; three to eight narrower, rounded, slightly transverse; ninth twice as wide as long; tenth twice as wide as ninth; eleventh wider than tenth and longer than ninth and tenth together. Thorax widest at middle, sides broadly curved; disk convex, finely and sparsely punctate, and with an entire median impressed line and a transverse shallow one near base, connecting a fovea on each side. Elytra at base as wide as thorax, disk minutely punctate. Last ventral of male with a shallow transverse impression. Length 1.2 mm. (Fig. 152, *b*.)

Putnam County; rare. April 17. Sifted from damp vegetable debris.

*Ramecia crinita* Brendl., brown, very densely pubescent, length 1.6 mm., is said to occur in the "Northern States;" *Ramecia arcu-*

*ata* Lec., brownish-yellow, legs and antennae paler, pubescence feeble, length 1.2 mm., is known from the Middle and Southern States.

XVII. *EUPLECTUS* Leach, 1817. (Gr., "good + fold.")

Depressed, linear; abdomen with three basal segments equal in length, the fourth prolonged, the border wide; ventrals six in female; seven, the last one carinate, in male. The following species have been taken or may occur in the State:

KEY TO INDIANA SPECIES OF *EUPLECTUS*.

- a.* Head narrower than thorax; first and second dorsal segments with short carinae; elytra convex; sutural lines deeply impressed, discal ones half the length of elytron. 625. *FOSSULATUS*.
- aa.* Head as wide as or wider than thorax.
- b.* Foveae of head widely distant, situated behind the middle; body less slender, more convex.
- c.* Head not wider than thorax; shoulders wider than head or thorax.
- d.* Sides of elytra nearly straight, divergent; sides of thorax broadly and evenly curved; pubescence feeble; length 1.2 mm.  
SPINIFER.
- dd.* Sides of elytra curved; those of thorax sinuate behind middle; length 1.5 mm. INTERRUPTUS.
- cc.* Head wider than thorax.
- e.* Shoulders wider than head, thorax narrower, as wide as long; base of abdomen narrower than elytra. CONGENER.
- cc.* Shoulders as wide as head; sides of elytra parallel; form linear, subdepressed; head not punctured. LINEARIS.
- bb.* Foveae of head smaller, much nearer together, situated in front of middle; head strongly punctured. 626. *CONFLUENS*.

625 (9442). *EUPLECTUS FOSSULATUS* Brendl., Bull. Lab. Nat. Hist. Iowa, 11, 1891, 59.

Dark brown, shining, sparsely pubescent. Head wider than long, depressed in front; occiput convex between the foveae. Antennae as long as head and thorax; joints three to eight very small, wider than long; ninth and tenth each one-half wider than the one preceding; eleventh oval-acuminate, longer than ninth and tenth together. Thorax wider than long; disk minutely punctate and with a large fusiform median sulcus, which ends behind in a deep triangular fovea, the latter connected by a deep groove with a large fovea each side. Elytra with humeri high and prominent; each with three basal punctures. Length 1.2 mm.

Lawrence and Crawford counties; rare. May 11-May 27. Taken by sifting. Casey places this under *Thesius* but the two basal segments of abdomen are distinctly carinate as described by Brendel.

*E. spinifer* Casey, brown, shining, not punctate, was described from Illinois; *E. interruptus* Lec., rust-red, pubescence not dense, and *E. congener* Casey, brown, legs paler, pubescence short, dense, conspicuous, are both recorded from near Cincinnati; *E. linearis* Lec., brown, length 1.5 mm., is said to occur "east of the Mississippi River."

626 (1981). EUPLECTES CONFLUENS Lec., Bost. Journ. Nat. Hist., VI, 1849, 105.

Elongate, slender, parallel. Uniform reddish-brown, finely pubescent. Head wider than long, with two deep parallel grooves, the intervening space nearly smooth; elsewhere coarsely punctured. Antennæ reaching middle of thorax, joints three to eight subequal, wider than long, bead-like; ninth and tenth wider; eleventh ovate, wider than tenth. Thorax as wide as long, finely punctate; disk with a deep oblong fovea before the middle and a triangular one near base, the latter feebly connected with a large deep one each side. Elytra faintly punctate, densely pubescent, discal lines deep at base, not reaching middle. Abdomen longer than elytra, the first and second dorsals carinate. Length 1.2-1.5 mm. (Fig. 152, c.)

Marion County; rare. May 28.

*Biblopectus ruficeps* Lec., dark brown, elytra darker, surface not punctate, pubescence short and fine, length .7 mm., is known from Michigan and Illinois.

*Thesium curvifrons* Lec., reddish-brown, legs and antennæ paler, pubescence rather dense, pale, length 8 mm., occurs in the "Mississippi Valley."

*Actium angustum* Casey, pale reddish-yellow, length 1.2 mm., was described from Pennsylvania.

#### XVIII. TRIMIOMELBA Casey. 1897.

Differs from *Melba* in its larger head with more remote foveæ; longer first dorsal and second ventral segments; ninth and tenth antennal joints small, doubly convex; hind tarsi long, slender, the second joint twice as long as third. One species has been taken, while another may occur.

#### KEY TO INDIANA SPECIES OF TRIMIOMELBA.

- a.* Head not punctate, the front obtusely rounded between the antennæ; foveæ of occiput small and deep; width across the shoulders equal to that of thorax. CONVEXULA.
- aa.* Head distinctly punctate, the front more narrowly subangulate; foveæ larger and less separated; width of shoulders less than that of thorax. 627. DUBIA.

*T. convexula* Lec., deep yellow, very convex, pubescence not visible, length .7 mm., is known from Pennsylvania and Illinois.



627 (1969). *TRIMONMELBA DUBIA* Lec., Bost. Journ. Nat. Hist., VI, 1849, 108.

Dull brownish-yellow, shining, very finely pubescent. Head slightly wider than long, finely but distinctly punctate. Antennae reaching middle of thorax, joints 3 to 8 bead-like, very small, ninth and tenth wider but not longer, eleventh very large, ovate-conical. Thorax as wide as long, widest just in front of middle, disk with a deep transverse sulcus at base, connecting a small fovea each side. Elytra each with two basal foveae, the discal line reaching middle. Length .8 mm. (Fig. 152, c.)

Putnam County; rare. April 22.

#### XIX. MELBA Casey 1897. (A name.)

Head smaller; last antennal joint large, cone-shaped; occiput in our species with a median impression; first dorsal not elongate; second ventral shorter than the next two. Males with front and middle femora much swollen. Three species perhaps occur in the State.

##### KEY TO INDIANA SPECIES OF MELBA.

*a.* Discal striae of elytra short.

*b.* Thorax not punctured, as wide as head.

628. *PARVULA.*

*bb.* Thorax finely and distinctly punctured, wider than head.

*THORACICA.*

*aa.* Discal striae half the length of each elytron.

629. *MAJA.*

628 (1966). *MELBA PARVULA* Lec., Bost. Journ. Nat. Hist., VI, 1849, 108.

Brownish-yellow, shining, finely pubescent. Head one-fifth wider than long, smooth, frontal margin slightly curved; occipital foveae deep. Antennae as in *T. dubia*, the last joint larger. Thorax subglobose, narrower at base; disk with a deep transverse basal groove which is angulate at middle and unites with a small fovea each side. Elytra strongly convex, the discal groove limited to basal fourth. Length 1 mm. (Fig. 152, d.)

Starke and Monroe counties; rare. May 8–May 18.

*M. thoracica* Brend., dull yellow, pubescence fine, abundant, length .9 mm., was described from Illinois and Iowa, and is said to occur on moist, rotten wood, with ants, and to be abundant in June.

629 (—). *MELBA MAJA* Brend., Trans. Amer. Ent. Soc., XIX, 1892, 167.

Differs from *parvula* in the longer discal striae of elytra and in having the sutural striae punctured on the outer side. Length 1.1 mm.

Putnam County; rare. April 17.

*Tripioplectus absidatus* Brend., yellow, pubescence fine and sparse, length 1.2 mm., was described from Iowa and may occur in Northern Indiana.

## Family XL. STAPHYLINIDÆ.

## THE ROVE BEETLES. THE SHORT-WINGED SCAVENGER BEETLES.

A very large family of slender-bodied, small or medium-sized beetles having the elytra truncate and very short, leaving always some of the abdominal segments exposed, and covering usually only two or three of them. The abdomen, both above and beneath, is of corneous or horn-like texture, yet very flexible, and when the insect is disturbed it is turned up over the back as if the beetle were about to sting. However, they are perfectly harmless, though sometimes disagreeable on account of emitting an odorous fluid from the tip of the abdomen. The ventral segments are eight (rarely seven) in number, while there are ten dorsal ones. The wings are usually fully developed, often exceeding the abdomen in length, and when not in use are folded beneath the short elytra.

In addition to the characters mentioned, the Staphylinidæ have the labial palpi three-jointed except in Tribe I; maxillary palpi 4-jointed (5-jointed in *Allochara*); mandibles long, sharp and sickle-shaped, usually crossing one another at tips when at rest; antennæ variable in insertion and form, 11- (rarely 10-) jointed; mesosternum short, its sidepieces large; metasternum rather large, with narrow sidepieces; front coxæ usually large, conical, prominent and contiguous, the coxal cavities rarely closed behind; hind coxæ contiguous except in the second subfamily; tarsi usually 5-jointed, rarely 4- or 3-jointed.

In habits the Staphylinids are to be classed as beneficial, as they feed upon decaying animal and vegetable substances, and thus not only act as scavengers, but also aid in reducing the manure heap, and the manure when spread, into a more available form of plant food. The larvæ, except in the absence of wings, resemble the adults both in structure and habits, and together with them occur beneath bark, in fungi and in decaying plants, while some are guests in the nests of ants, being reared and attended as carefully while young, as are the young of the ants themselves.

Sharp says that "it is probable that one-hundred thousand species or even more of Staphylinidæ are at present in existence." This may be an exaggeration. But 9,000 species are at present described, 1,500 of which are from the United States alone, and many new ones are turning up each year. As in the other families, the present paper treats only of those which have been taken in the State, or which, from their known range, should occur. It is probable that fully half as many more really occur, many of which are at present unknown to science. The literature treating of the

known North American species is scattered through many volumes and the more important papers will be mentioned under the respective tribal headings.

The family is divided into eleven subfamilies, nine of which are known to be represented in the State, while the other two may be,

## KEY TO SUBFAMILIES OF STAPHYLINIDÆ.

- a.* Antennæ 11 (rarely 10) jointed, without abrupt club and not received in cavities on the under side of thorax.
- b.* Antennæ inserted upon the front between the eyes, and behind their front margin.
- c.* Front coxæ large, conical; hind coxæ transverse, contiguous; fourth joint of maxillary palpi distinct; antennæ not at all clavate; thoracic spiracles visible. Subfamily I. ALEOCHARINÆ, p. 336.
- cc.* Front coxæ small; hind coxæ small, conical, widely separated; fourth joint of maxillary palpi obsolete; antennæ slender, the last three joints suddenly larger; eyes large and prominent.  
Subfamily III. STENINÆ, p. 400.
- bb.* Antennæ not inserted upon the front between the eyes; hind coxæ contiguous.
- d.* Antennæ inserted at the front margin of the front of the head, filiform or gradually thickened; fourth joint of maxillary palpi distinct. Subfamily II. STAPHYLININÆ, p. 367.
- dd.* Antennæ inserted at the sides of the front of the head.
- c.* Front coxæ conical, prominent, rarely (Tribe *Proctini*) transverse.
- f.* Hind coxæ conical.
- a.* Tarsi 5-jointed, very rarely the middle and hind ones 4-jointed; front coxæ long, strongly projecting from the prosternum; eyes not prominent; antennæ inserted under a more or less prominent frontal ridge.  
Subfamily IV. PÆDERINÆ, p. 414.
- gg.* Tarsi 4-jointed; front coxæ short; first joint of maxillary palpi at least one-half as long as second.  
Subfamily VII. EUCESTHETINÆ, p. 458.
- ff.* Hind coxæ transverse or triangular.
- h.* Seventh ventral segment retractile and hidden.
- i.* Head inclined, narrower than thorax and more or less inserted in the latter; body convex, conical and pointed behind; thoracic spiracles visible; epipleura distinctly limited by a carina.  
Subfamily V. TACHYPORINÆ, p. 441.
- ii.* Head directed forward; body slender, depressed; epipleura ill defined, not limited by a carina; thoracic spiracles hidden. Subfamily VI. PHILLOCHARINÆ, p. 457.
- hh.* Seventh ventral segment exposed; antennæ inserted under the widened margins of the front of head.

*j.* Middle coxæ very widely separated; front of head truncate just before the eyes; last joint of labial palpi very large, imate. Subfamily VIII. OXYPORINÆ, p. 459.

*jj.* Middle coxæ contiguous or nearly so; front more or less prolonged before the eyes; labial palpi with last joint normal. Subfamily IX. OXYTELINÆ, p. 461.

*cc.* Front coxæ globose, not prominent; hind coxæ transverse; form very elongate, slender, parallel.

Subfamily X. PIESTINÆ, p. 483.

*aa.* Antennæ 9-jointed with abrupt club, received in cavities on under side of thorax; hind coxæ small, rounded and widely separated.

Subfamily XI. MICROPELINÆ, p. 484.

### Subfamily I. ALEOCHARINÆ.\*

Antennæ inserted between the eyes and behind their front margin, 11-jointed (10-jointed in the Tribe Oligotini); elytra either covering entirely the first two dorsal plates of the abdomen or leaving the apical half of the second plate uncovered; abdomen margined at the sides, the second ventral plate rudimentary; front coxæ conical, prominent, usually shorter than the front thighs; hind coxæ contiguous, with broad, flat external lamina and with elevated internal lamina, the latter narrowed behind or subparallel; tarsi variable, 3-, 4- or 5-jointed.

The larvae are but little known, greatly resembling in general those of the Tachyporinæ. The species of Aleocharinæ are among the smallest of the family, are very numerous and their life habits are extremely diversified. They occur under stones, on dead animals, in excrement, in mushrooms and toadstools, in decaying vegetable matter, under the bark of various trees, under moss, in old tree trunks and at running sap. Some live on the shores of running or stagnant water, some exclusively on the seashore or on the shores of brackish water, while others live in shore sand, in caves, a few in flowers and a great number in the nests of ants and termites. A few are also found in the nests of vertebrate animals, like wood-rats, squirrels, swallows, etc. No member of the subfamily is known to have any economic importance except as a scavenger.

The best works of reference on the American Aleocharinæ are: *Erichson*.—*Käfer der Mark Brandenburg*, Berlin, 1837.

Genera et species Staphylinorum, Berlin, 1840.

*Ganglbauer*.—*Die Käfer von Mitteleuropa*, II. Wien, 1895.

*Casey*.—“Observations on the Staphylinid Groups Aleocharinae, and Xantholinini, chiefly of America,” in *Trans. Acad. Sci. St. Louis*, XVI, 1906, 125-434.

\*The outline and keys to tribes and genera of this subfamily were furnished by Dr. A. Fenyes of Pasadena, California, through whose hands all the species have passed. The other matter, including keys to species and descriptions, was prepared by the writer.—W. S. B.

*Fenyes.*—“A Preliminary Systematic arrangement of the Aleocharinae of the United States and Canada,” *in* *Entom. News*, XIX, 1908, 56–65.

The work of Director L. Ganglbauer has been the one principally drawn upon for the present classification of the subfamily.

KEY TO THE INDIANA TRIBES OF ALEOCHARINÆ.

- a.* Head prolonged in a beak in front; inner lobe of the maxillæ entirely corneous or horn-like, its inner side with teeth or spines.  
*b.* All the tarsi with three joints. Tribe I. DIXOPSIS, p. 337.  
*bb.* Front and middle tarsi with four, hind tarsi with five joints.  
 Tribe II. MYLLENINI, p. 338.  
*aa.* Head not prolonged in a beak in front; inner lobe of the maxillæ corneous on the outer side, coriaceous or leather-like on the inner side.  
*c.* All the tarsi with four joints.  
*d.* Antennæ with 11 joints. Tribe III. HYGROMINI, p. 338.  
*dd.* Antennæ with ten joints. Tribe IV. OLIGOTINI, p. 339.  
*cc.* Front and middle tarsi with four, hind tarsi with five joints.  
 Tribe V. BOLITOCARINI, p. 339.  
*ccc.* Front tarsi with four, middle and hind tarsi with five joints.  
 Tribe VI. MYRMEDONINI, p. 341.  
*cccc.* All the tarsi with five joints. Tribe VII. ALEOCHARINI, p. 360.

Tribe I. DIXOPSIS.

Head prolonged in a broad and short beak in front. Lobes of the maxillæ very long and narrow, the inner lobe entirely horn-like, its inner side with unequal teeth on apical half. Maxillary palpi very long and slender, apparently only three-jointed, the fourth joint minute, scarcely visible, aciculate. Labial palpi with the basal joint very large, elongate, the second and third joints small. All the tarsi with three joints.

The tribe contains only the single genus:

I. *Dixopsis* Matth. 1838. (Gr., “wonderful ÷ face.”)

Antennæ slender, head rather large; thorax transverse, elytra as long as or one-third longer than thorax; abdomen strongly narrowed behind the middle and with two anal styles.

630 (2088). *DIXOPSIS AMERICANA* Kr., *Linn. Ent.*, XI, 1857, 38.

Elongate, slender, depressed. Piceous, subopaque, sparsely clothed with very fine short, prostrate pubescence; antennæ, labrum, palpi and tarsi dull yellow. Thorax convex, more than twice as wide as long, sides rounded on apical half, hind angles rectangular; surface, as well as that of elytra and abdomen, very minutely and densely granulate-punctate. Elytra one-third longer than thorax, the granules arranged in oblique striae. Length 3 mm.

Putnam and Franklin counties; rare. June 11–September 25.

631 (2089). *DINOPSIS MYLLENOIDES* Kr., *Linn. Ent.*, XI, 1857, 38.

Smaller and somewhat paler than *americana*. Dull brown, the thorax and elytra thickly clothed with silken yellowish prostrate pubescence; antennæ, legs, front margin of thorax and last ventral and dorsal segments, dull brownish-yellow. Thorax and elytra as in *americana*, the latter about as long as thorax, the granules finer. Length 2-2.5 mm.

Laporte and Posey counties; scarce. April 18-July 15. Occurs in moist places beneath rubbish.

#### Tribe II. MYLLENINI.

Head prolonged in a beak in front. Lobes of the maxillæ very long and slender, the inner lobe entirely corneous, its inner side with saw-like teeth. Maxillary palpi very long and slender. Labial palpi very thin, bristle-like. Front and middle tarsi with four, hind tarsi with five joints.

The tribe contains only one genus.

#### II. MYLLENA Er. 1837. (Gr., "to twist.")

Antennæ slender, head rather small; elytra as long as or shorter than the thorax; abdomen strongly narrowed toward the apex.

632 (2086). *MYLLENA MINUTA* Grvh., *Mon. Col. Micr.*, 1806, 174.

Dark brown; legs and apical third of antennæ dull yellow. Thorax one-half wider than long, sides of disk strongly sloping toward the front angles, which are rounded. Elytra about two-thirds the length of thorax, its surface, as well as that of the latter, densely and minutely punctate. Length 2 mm.

Putnam County; frequent. March 20-October 17. Taken by sifting vegetable debris from about a hillside spring.

633 (—). *MYLLENA VULPINA* Brnh., *Deutsch. Ent. Ztschr.*, 1907, 381.

Head, thorax and abdomen in great part piceous; legs, basal joint of antennæ, tip of abdomen and elytra (in great part) brownish-yellow; antennæ and base of elytra fuscous. Thorax one-third wider than long, hind angles obtusely rounded. Elytra as wide and as long as thorax, the surface, as well as that of the latter, minutely and densely punctate; apex notched near the outer angle. Abdomen at base slightly narrower than elytra; densely and finely punctate. Length 2.2 mm.

Laporte County; rare. July 15.

#### Tribe III. HYGRONOMINI.

Head not prolonged in a beak in front; antennæ with eleven joints; inner lobe of the maxillæ externally corneous, internally coriaceous; all the tarsi with four joints.

The only genus of the tribe occurring in Indiana is:

III. GYROXYCHA Casey. 1893. (Gr., "circle + claw.")

Elongate, linear, depressed; head of moderate size; antennae long, slender, the outer joints usually slightly enlarged; third joint of maxillary palpi but slightly longer than second; thorax oblong; elytra long and well developed; tarsal claws divergent, abruptly bent downward behind the middle.

634 (1908). GYROXYCHA FUSCIPES Casey, Ann. N. Y. Acad. Sci., VII, 1893, 376.

Dull reddish-brown, head piecous; legs and basal joints of antennae pale yellow. Head about as long as wide, shorter and slightly narrower than thorax; antennae as long as thorax and elytra, the outer joints feebly but distinctly larger, the third shorter than the second. Thorax slightly longer than wide, sides feebly rounded; disk, as well as that of elytra, faintly alutaceous, minutely and densely punctate. Elytra one-third wider and longer than the thorax, thickly clothed with fine, short yellowish pubescence. Length 2.7 mm.

Putnam County; rare. October 17.

Tribe IV. OLIGOTINI.

Head not prolonged in a beak in front. Antennae with ten joints only. Inner lobe of the maxillae as in the preceding tribe. All the tarsi with four joints.

Although no representative of the tribe has been found thus far in Indiana, yet it is very probable that one or more members of the following genus occur:

OLIGOTA Mannh. 1830. (Gr., "little.")

Very small; antennae short, the outer joints much thickened; head rather small, narrower than thorax, base not constricted; thorax very short, much wider than long, as wide at base as elytra which are rather short; abdomen pointed behind.

Tribe V. BOLITOCHEARINI.

Head not prolonged in a beak in front; inner lobe of the maxillae horn-like or corneous on inner side, leather-like on outer side (in *Silusa* the whole inner lobe is horn-like). Front and middle tarsi with four, hind tarsi with five joints. The following genera are probably represented in the State:

## KEY TO INDIANA GENERA OF BOLITOCARINI.

*a.* Mesosternal process broadly truncate or emarginate behind; middle coxæ widely separated; labial palpi with two joints only.

## IV. GYROPILENA.

*aa.* Mesosternal process more or less pointed behind; middle coxæ moderately separated or contiguous.

*b.* Labial palpi with two joints only.

*c.* Hind tarsi with the first joint at least as long as the second and third together; front tarsi with the first joint distinctly longer than the second; ligula very broad and short, very broadly rounded in front; labial palpi short, their first joint swollen.

## PLACUSA.

*cc.* Hind tarsi with the first joint not or only a little longer than the second; front tarsi with the first three joints equally long; ligula very narrow; labial palpi with both joints more or less elongate.

*d.* Labial palpi moderately long, not bristle-like; ligula moderately narrow, split at tip; body depressed.

## V. HOMALOTA.

*dd.* Labial palpi very narrow, prominent, stiff, bristle-like; ligula very narrow, entire, more or less narrowed toward tip; body rather convex.

## SILUSA.

*bb.* Labial palpi with three joints.

*c.* Ligula entire.

*f.* Labial palpi with the second joint as long as and scarcely narrower than the first.

## VI. LEPTUSA.

*ff.* Labial palpi with the second joint longer and narrower than the first; thorax wider than elytra.

## VII. PHILOTERMES.

*ce.* Ligula split, or bifid at tip.

## VIII. BOLITOCARA.

## IV. GYROPILENA Mannh. 1830. (Gr., "a circle to show.")

Form short and broad; antennæ rather short; head strongly transverse; eyes prominent; third joint of maxillary palpi thickened; thorax short, broad, distinctly margined; elytra large, abdomen short and broad; surface smooth, shining, almost destitute of hairs or punctures. The species live in fungi and are gregarious.

## KEY TO INDIANA SPECIES OF GYROPILENA.

*a.* Antennæ abruptly dilated beyond the fourth joint, the last seven joints forming a loose parallel club.

*b.* Elytra and abdomen almost wholly black or piceous.

## 635. CORRUSCULA.

*bb.* Elytra and abdomen almost wholly pale.

## 636. LOBATA.

*aa.* Antennal joints gradually enlarged from fourth joint to tip; abdomen bicolored.

*c.* Eyes always separated by more than twice their own width; base and apex of abdomen pale.

## 637. VINULA.

*cc.* Eyes more convex, separated by not more than their own width; basal half of abdomen pale, apex black.

## 638. DISSIMILIS.



635 (2080). *GYROPHLENA CORRUSCULA* Erichs., Gen. Sp. Staph., 1810, 189.

Short, broad, subparallel. Blackish piceous, shining; elytra often more or less brownish; antennae and legs pale yellow. Thorax twice as wide as long, slightly wider than head, sides curved, surface minutely and sparsely punctate. Elytra a little wider and longer than thorax, sparsely pubescent; minutely, roughly and sparsely punctate. Length 1-1.5 mm.

Marion, Monroe and Posey counties; frequent locally. June 2-October 31. Occurs in leathery fungi on sides of oak and beech stumps.

636 (—). *GYROPHLENA LORATA* Casey, Trans. Acad. Sci. St. Louis, XVI, 1906, 293.

Rather stout, spindle-shaped. Brownish-yellow, shining; head black, outer apical angle of elytra, disk of thorax and fourth dorsal segment of abdomen more or less fuscous. Antennae reaching base of elytra, joints 5-10 brownish, slightly wider than long. Thorax much wider than head, two-thirds wider than long, sides broadly rounded into base; disk smooth with the exception of about ten widely scattered punctures, the post-median pair strong. Elytra a fourth wider and one-half longer than thorax, minutely and sparsely punctate. Length 2.2 mm.

Marion County; rare. May 22. Taken by sweeping. Described from New York.

637 (2077). *GYROPHLENA VINULA* Erichs., Gen. Sp. Staph., 1810, 186.

Rather stout, subparallel. Pale reddish-yellow; head, apical third of elytra, except at suture, and fourth and fifth dorsal segments of abdomen black or piceous. Thorax not quite twice as wide as long, parallel and rounded on the sides; surface very sparsely and obsolete punctate with two larger punctures behind the middle. Elytra about one-fifth wider and one-half longer than thorax, finely and sparsely punctate. Length 1.5-2.5 mm.

Southern half of State; frequent. March 20-September 25. Occurs on fleshy fungi.

638 (2078). *GYROPHLENA DISSIMILIS* Erichs., Gen. Sp. Staph., 1810, 186.

Form of *vinula*. Pale dull yellow; head, apical angles of elytra and apical half of abdomen blackish; antennae and legs yellow. Thorax wider than head, nearly twice as wide as long, otherwise as in *vinula*. Elytra with the humeri more narrowly exposed than in that species. Length 1.5-2.3 mm.

Southern half of State; frequent. May 13-September 25.

#### PLACUSA Er. 1837. (Gr., "plate.")

Antennae short, head rather small; thorax broad, strongly transverse; elytra large, abdomen subparallel.

No member of the genus has as yet been recorded from Indiana, but its occurrence in the State is very probable.

## V. HOMALOTA Mannh. 1830. (Gr., "a flat surface.")

To this genus, as characterized in the key, belongs one Indiana species.

639 (2008). HOMALOTA PLANA Gyllh., Ins. Suec., 1, 1810, 402.

Elongate, slender, parallel. Piceous, opaque; antennæ, elytra and last dorsal segment of abdomen brownish; legs dull yellow. Head large, its surface densely and rather coarsely punctate. Thorax slightly wider than head, one-fourth narrower at base than apex; sides rounded, disk finely and densely punctate and with a distinct median impressed line. Elytra one-third wider and about one-half longer than thorax, densely and rather coarsely punctate. Abdomen as long as the rest of the body, slightly narrower than elytra; its sides parallel and of equal width to terminal segment. Length 2.5-2.8 mm.

Marion and Putnam counties; scarce. February 4-December 7. Taken by sifting moist vegetable debris.

## VI. LEPTUSA Kr. 1858. (Gr., "slender.")

Elongate, slender parallel forms having the antennæ rather short, head moderately large, thorax usually narrower than elytra and slightly narrower at base than apex.

## KEY TO INDIANA SPECIES OF LEPTUSA.

- a. Abdomen in great part pale.
  - b. Thorax and elytra uniform brownish-piceous, much darker than the base of abdomen. 640. CASEYI.
  - bb. Thorax and elytra reddish-yellow, or of the same hue as the basal portion of abdomen. 641. ELEGANS.
- aa. Abdomen, as well as thorax and elytra, dark brown or piceous. 642. OBSCURA.

640 (—). LEPTUSA CASEYI Feny., Entom. News., XVIII, 1907, 61; *tricolor* Casey, Trans. Acad. Sci. St. L., XVI, 1906, 351.

Slender, parallel, convex. Uniform dark brown or piceous, subopaque; abdomen pale reddish-yellow the fourth and fifth dorsal segments in part or wholly piceous; antennæ black, paler at base and tips; legs pale. Antennæ longer than head and thorax, the second and third joints elongate and subequal, the outer joints broader than long. Thorax a third wider than head and two-fifths wider than long; surface rather coarsely, densely and shallowly punctate. Elytra slightly wider, one-third longer and more deeply and roughly punctate than thorax. Length 2.5-3 mm.

Putnam County; rare. April 22. Taken by sifting. This is Casey's *tricolor* described from Iowa and Cincinnati, Ohio. Fenyès, *loc. cit.*, showed that Casey's name was preoccupied.

641 (—). LEPTUSA ELEGANS sp. nov.

Form of *caseyi*, but a little more slender. Reddish-yellow, shining, sparsely clothed with very fine prostrate hairs; head, middle joints of an-

tenne and fourth and fifth segments of abdomen piceous. Antennae shorter than in *caspi*, the second and third joints shorter and more narrow at base than there. Thorax one-third wider than long; sides strongly rounded into base and apex; disk finely and sparsely punctate and with a distinct impression in front of scutellum. Elytra not wider and scarcely longer than thorax; surface coarsely, roughly and densely punctate. Abdomen not wider than elytra, parallel to tip; finely and sparsely punctate. Length 2-2.5 mm.

Described from four specimens taken near San Pierre, Pulaski County, June 19. Occurs beneath cover in dry sandy places. A handsome little species of nearly equal width throughout.

612 (—). *LEPTUSA OBSCURA* sp. nov.

Form of *caspi*. Piceous, subopaque; thorax and elytra dark brown; base of antennae and legs paler. Thorax one-half wider than head, sides rounded into base, disk rather coarsely and densely punctured. Elytra two-thirds longer and distinctly wider than thorax; more coarsely and roughly punctate than there. Abdomen distinctly narrower than elytra. Length 2.5-3 mm.

Marion and Putnam counties; scarce. March 17-April 22. A pair taken *in colitu* from beneath a chunk in low open woods.

#### VII. *PHILOTERMES* Kr., 1857 (Gr., "to love - termes.")

Small and rather broad species having the head large, antennae stout; abdomen large, flat; legs rather short. The species live with termites or white ants.

643 (2073). *PHILOTERMES PILOSUS* Kr., Linn. Entom., XI, 1857, 14.

Rather broad, depressed, parallel. Reddish-yellow, strongly shining, sparsely clothed with short, erect yellowish hairs; elytra and fourth and fifth abdominal segments indefinitely darker. Head not punctate. Thorax subelliptical, twice as wide as head, truncate in front, sides rounded into base; surface smooth or nearly so. Elytra one-half longer but much narrower than thorax and slightly wider than abdomen, smooth. Abdomen not punctate. Length 2-2.5 mm.

Crawford and Posey counties; scarce. April 19-May 26. Occurs in the nests of the white ant or termite, *Termites flavipes* Koll., which are usually in rotten or decayed wood. The beetles are very active and often quickly escape when the nest or gallery is uncovered.

644 (2075). *PHILOTERMES FUCHSI* Kraütz., Linn. Ent. Zeits., XI, 1857, 11.

More slender than *pilosus*. Fuscous or smoky brown, shining, thickly pubescent; antennae and legs paler. Antennae longer than head and thorax, joints 4-10 wider than long; eleventh larger, ovate acuminate. Thorax as wide at middle as length of elytra, all the angles rounded; apex truncate; surface, as well as that of head, finely and very densely punctate with yellowish

lowish erect hairs on sides and scattered erect black ones on disk. Elytra less densely and less finely punctured. Seventh segment of abdomen closely punctured above and with an inferior lobe in male. Length 1.2 mm.

Marion County; rare. May 15. Taken from among termites beneath bark. Described from Tennessee.

VIII. *BOLITOCCHARA* Mannh. 1830. (Gr., "fungi : to delight in.")

Rather broad forms having the antennæ short, stout, less than half the length of body; abdomen somewhat narrowed toward tip; legs long and slender.

645 (2009). *BOLITOCCHARA TRIMACULATA* Er., *Gen. Sp. Staph.*, 1840, 105.

Rather stout and broad, subparallel. Dark brown to piceous, shining, sparsely clothed with short, prostrate yellowish hairs; elytra dull yellow, with the apical half, except at suture, and a common rounded basal median spot, dark brown; legs and basal joints of antennæ yellow; basal half of abdomen often tinged with reddish. Thorax subelliptical, more than one-half wider than long, sides rounded into base; disk rather finely and closely punctate and with a rounded impression in front of scutellum. Elytra slightly wider and two-thirds longer than thorax, coarsely, roughly and shallowly punctate. Abdomen a little narrower than elytra, coarsely and rather closely punctate both above and below. Length 3-3.5 mm.

Southern two-thirds of State; scarce. March 20–November 5. Taken from beneath debris in damp localities.

646 (9591). *BOLITOCCHARA BLANCHARDI* Casey, *Ann. N. Y. Acad. Sci.*, VII, 1892, 369.

Rather stout, parallel. Head black; thorax piceous, slightly paler along the basal margin; elytra fuscous, the basal third and often the suture, dull yellow; legs and abdomen reddish-yellow, the last two or three segments of the latter in great part piceous. Thorax three-fourths wider than long, sides broadly rounded into base, disk finely, densely and somewhat roughly punctate and with a distinct impression on middle of base. Elytra slightly wider and one-half longer than thorax, impressed along the suture on basal half, rather finely and closely punctate. Abdomen distinctly narrower than elytra, feebly tapering, finely and densely punctate; fifth dorsal segment of male carinate at middle. Length 2.7-3.2 mm.

Fulton, Marion and Putnam counties; frequent. April 30–November 28. Taken by sifting damp vegetable debris.

Tribe VI. MYRMEDONINI.

Head not prolonged in a beak in front; inner lobe of the maxilla with its outer side horn-like, its inner side leather-like. Front tarsi with four, middle and hind tarsi with five joints. The following genera are known to be represented in the State.

## KEY TO INDIANA GENERA OF MYRMELONINI.

- a.* Sides of the front dorsal segments of abdomen without tufts of hair.
- b.* Maxillary cavity or hiatus only narrowly separated from and not reaching as far behind as the eyes; inner lobe of maxilla with a row of long, curved teeth, or comb-like on the inner margin toward the curved apex; epimera of metasternum as a rule not reaching beyond the hind margin of elytra.
- c.* Head strongly constricted behind into a neck, the latter only about one-fourth as wide as head.
- d.* Scutellum not carinate. IX. CHITALIA.
- dd.* Scutellum acutely and strongly carinate. X. FALAGRIA.
- cc.* Head not or only moderately constricted behind.
- c.* Front ventral segments of abdomen at base distinctly transversely sulcate or transversely constricted.
- f.* First joint of hind tarsi at least as long as second and third together. XI. TACHYUSA.
- ff.* First joint of hind tarsi shorter than second and third together.
- g.* Thorax transversely impressed at base. XII. GNYPETA.
- gg.* Thorax not impressed at base. XIII. MERONERA.
- cc.* Front ventral segments of abdomen at base not transversely sulcate or constricted.
- h.* Maxillary palpi with five, labial palpi with four joints.
- i.* Seventh segment of abdomen not carinate in male. XIV. TINOTUS.
- ii.* Seventh segment of abdomen carinate in male.
- j.* First four joints of hind tarsi gradually decreasing in length; elytra simple in male. XV. PLATANDRIA.
- jj.* First four joints of hind tarsi equal; elytra carinate in male. XVI. HOPLANDRIA.
- hh.* Maxillary palpi with four, labial palpi with three joints.
- k.* Abdomen wholly without punctures; basal joint of hind tarsi as long as the next two combined. XVII. NESTURIDA.
- kk.* Abdomen with distinct punctures; hind tarsi with four basal joints equal.
- l.* Entire body clothed with rather long erect hairs. XVIII. TRICHUSA.
- ll.* Body at most in parts clothed with erect hairs. XIX. ATHETA.
- bb.* Maxillary hiatus or cavity separated from the eyes by rather large cheeks and reaching behind further than the eyes; inner lobe of maxilla with three or four curved teeth on the inward turned apex and with long and dense pubescence behind these teeth, the outer lobe very long and slender; epimera of metasternum always reaching beyond the hind margin of elytra; first joint of hind tarsi elongate longer than second and third joints together. XX. ZYRAS.
- aa.* Sides of front dorsal segments of abdomen with dense tufts of yellow hairs. XXI. XENODUSA.

## IX. CHITALIA Shp. 1883.

Rather elongate species having the head large; antennæ long and stout, the last joint much shorter than the two preceding combined; thorax cordate; elytra with prominent, almost square shoulders; abdomen nearly parallel; middle coxæ widely separated; legs long and stout, the basal joint of hind tarsi much shorter than the next three combined.

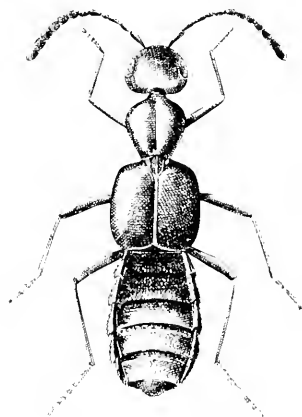


Fig. 153. 15. (Original.)

617 (2002). CHITALIA BILOBATA Shp. TRANS. Amer. Phil. Soc., VI, 1836, 156; *ibid.* II, 589.

Elongate rather stout convex. Dark brown to piceous, shining; legs and basal joints of antennæ brownish-yellow. Thorax cordate, slightly wider than head and as long as wide, sides rounded in front, strongly converging behind; disk finely and sparsely punctate and with a wide, deep median groove; scutellum finely and densely granulate and often with a median line. Elytra one-half wider than thorax, as wide as long, finely and sparsely granulate-punctate, more densely so on basal half. Abdomen narrower than elytra, rather closely and roughly punctate. Length 3-3.3 mm. (Fig. 153.)

Throughout the State; scarce. April 16–October 31. Taken beneath bark and by sifting vegetable debris in moist woods.

## X. FALAGRIA Mannh. 1830.

This genus is closely allied to the preceding, differing mainly by having the scutellum distinctly carinate. The meso- and metasterna are on the same plane, whereas in *Chitalia* the mesosternum is raised above the metasternum.

618 (1996). FALAGRIA CINGULATA Lec., Proc. Phil. Acad. Nat. Sci., 1866, 370.

Elongate, slender, convex. Pale to dark reddish-brown, shining, feebly pubescent; elytra often paler at base; apical half of abdomen blackish; legs dull yellow or in part piceous. Antennæ reaching apex of elytra, second and third joints subequal. Thorax narrower than head, longer than wide, sides rounded in front, converging and sinuate toward base; disk minutely and sparsely punctate and with a deep median groove. Scutellum finely and sparsely granulate and with a single median carina. Elytra nearly twice as wide but not much longer than thorax, minutely and indistinctly punctate. Abdomen narrower than elytra, slightly widened behind the middle, finely and rather closely punctate. Length 2.5–3 mm.

Putnam, Monroe, Lawrence and Posey counties; scarce. April 18–June 9. Taken by sifting. Much more slender, with a nar-

power and less deeply grooved thorax and a more distinctly punctured head than in *Chilalia bilobata*.

649 (2003). *FALAGRIA DISSECTA* Er., Gen. Spec. Staph., 1810, 49.

Stouter and a little shorter than *cingulata*. Black or piceous, shining, sparsely clothed with short fine hairs; antennae and elytra often brownish; legs brownish-yellow. Antennae not reaching middle of elytra. Thorax wider than head and slightly wider than long, sides strongly rounded in front, thence converging to base; disk finely and sparsely punctate and with a deep median groove. Scutellum with two carinae at middle. Elytra one-half wider and slightly longer than thorax, finely and sparsely punctate; abdomen parallel, narrower than elytra, finely and closely punctate. Length 2.25 mm.

Lake, Marion and Putnam counties; scarce. March 26–December 7. Taken by sifting. The darker color and the two carinae of scutellum readily distinguish this from *cingulata*.

## XI. *TACHYUSA* Erichs. 1837. (Gr., "swift.")

Slender-bodied forms having the antennae long and slender; middle coxae almost contiguous; thorax narrower than elytra; abdomen narrow, usually constricted at base and with the first three dorsal segments deeply impressed at base, the impressions coarsely sculptured and divided on the median line by a fine carina which joins the raised basal margin.

### KEY TO INDIANA SPECIES OF *TACHYUSA*.

- a.* Abdomen highly polished, almost smooth; larger, 3.35 mm. 650. *GRACILLIMA*.
- aa.* Abdomen ahlutaceous and pubescent, minutely and closely punctate; smaller, not over 2.8 mm.
  - b.* Thorax convex or feebly flattened; abdomen wholly dark. 651. *AMERICANA*.
  - bb.* Thorax with a deep median groove; abdomen pale at base. 652. *CAVICOLLIS*.

650 (2046). *TACHYUSA GRACILLIMA* Lec., N. Sp. N. Amer. Col., I, 1863, 29.

Elongate, slender. Blackish-piceous, shining; antennae and legs reddish-brown, tarsi yellow; basal segments of abdomen reddish. Antennae reaching tips of elytra, the second and third joints elongate, sub-equal. Thorax about as wide as long, scarcely wider than head; sides feebly rounded in front, almost straight on basal half; disk finely and rather densely punctate, in female often with a faint median impression. Elytra one-half wider and two-thirds longer than thorax, rather coarsely, sparsely and roughly punctate. Abdomen distinctly narrower at base than middle. Length 3.35 mm.

Starke and Lawrence counties; scarce. June 4–June 16. Probably occurs sparingly along shores throughout the State.

651 (—). *TACHYUSA AMERICANA* Casey, Trans. Acad. Sci. St. Louis, XVI, 1906, 207.

Slender, convex. Blackish-piceous, shining, sparsely clothed with prostrate yellowish pubescence; elytra dark brown, the tips paler; antennæ fuscous or reddish-brown; legs pale yellow, the femora often darker. Antennæ reaching middle of elytra, the second joint longer than third. Thorax about as long as wide, distinctly wider than head, disk convex (male), feebly flattened along the middle (female), finely and sparsely punctate. Elytra about one-half wider and a third longer than thorax, minutely, sparsely and roughly punctate. Length 2.5-2.8 mm.

Clark and Posey counties; scarce. May 6-June 3.

652 (2043). *TACHYUSA CAVICOLLIS* Lec., New Sp. N. Amer. Col. I, 1863, 29.

Elongate, very slender, sparsely and finely pubescent. Thorax and elytra reddish-brown, the latter with tips paler; head and apical half of abdomen piceous; antennæ and legs pale yellow, the former fuscous at apex; base of abdomen reddish-yellow. Thorax slightly wider than long, sides nearly straight; disk finely and sparsely punctate and with a broad deep groove at middle. Elytra a third wider and one-half longer than thorax, finely, sparsely and roughly punctate. Abdomen distinctly narrower at base than middle. Length 2-2.5 mm.

Lawrence County; rare. August 7.

## XII. *GNYPETA* Thoms. 1857. (Gr., "to fall on the knees.")

Rather stout species having the middle coxæ well separated, their cavities closed behind; antennæ rather long; neck two-thirds or more as wide as head; thorax with a short transverse impression before the scutellum; abdomen narrower than elytra, very feebly constricted at base.

### KEY TO INDIANA SPECIES OF *GNYPETA*.

- a.* Deep black; thorax widest at apical third; dorsal basal segments of abdomen coarsely and distinctly punctured. 653. *NIGRELLA*.  
*aa.* Dark reddish-brown to piceous; thorax widest at middle; basal segments of abdomen without punctures. 654. *BALTIFERA*.

653 (2044). *GNYPETA NIGRELLA* Lec., N. Sp. N. Amer. Col., I, 1863, 29.

Deep black throughout, shining, sparsely clothed with fine grayish hairs; antennæ and legs piceous. Antennæ reaching base of thorax, the first three joints equal in length. Thorax slightly wider than head, two-fifths wider than long, sides broadly rounded in front, thence feebly converging to base; disk almost without punctures, but with a faint median line and a transverse impression at base. Elytra distinctly wider and one-half longer than thorax, minutely and densely punctate. Abdomen narrower than elytra, parallel to near apex. Length 2.5-3 mm.

Starke and Lawrence counties; scarce. Probably throughout the State. May 11-August 22.



654 (2045). *GNYPETA BALTIFERA* Lec., N. Sp. N. Amer. Col., 1, 1863, 29.

Head and apical half of abdomen piceous, shining; thorax, elytra and basal half of abdomen dark reddish-brown; legs and antennae somewhat paler. Antennae reaching middle of elytra, second and third joints equal, longer than first, outer joints gradually larger. Thorax slightly wider than head, a little wider than long, sides rounded, disk minutely punctate and with an elongate, triangular median impression on basal half. Elytra two-fifths wider and a little longer than thorax, minutely and sparsely punctate. Length 2.5-2.8 mm.

Lake and Putnam counties; scarce. April 17-May 28. Taken by sifting.

#### XIII. *MERONERA* Shp. 1887. (Gr., "femur.")

Very small, rather stout species having the neck less than a third the width of head; thorax strongly convex, without basal impression; abdomen as broad as elytra, not constricted at base.

655 (2004). *MERONERA VENUSTULA* Er., Gen. Spec. Staph., 1840, 55.

Short, rather stout, subparallel. Head and last three joints of abdomen piceous. Thorax, elytra and apical portion of antennae brown; legs, base of antennae and abdomen, dull yellow. Antennae stouter toward apex, reaching beyond middle of elytra. Thorax slightly wider than long, scarcely wider than head, sides rounded at apical third, thence feebly converging to base; surface, as well as that of head, coarsely and densely punctate. Elytra about one-half wider and but slightly longer than thorax, less coarsely and more sparsely punctate. Length 1.6-1.8 mm.

Throughout the State; frequent. March 5-December 7. Hibernates as imago. Taken by sifting vegetable debris. The elytra are often in part or almost wholly piceous.

#### XIV. *TINOTUS* Sharp. 1883. (Gr., "stretched or thin.")

Rather stout species having the antennae short, head small; thorax short, much wider than long, strongly convex and usually impressed.

656 (9523). *TINOTUS CAVIDENS* Casey, Ann. N. Y. Acad. Sci., VII, 1893, 316.

Rather broad, subfusiform, flattened above. Black or piceous, feebly shining; rather thickly clothed with short, pale, recumbent hairs; legs and base of antennae dark reddish-brown. Antennae reaching base of thorax, second and third joints equal. Head of male broadly and deeply concave. Thorax one-half wider than head, nearly twice as wide as long, sides rounded; disk finely and sparsely punctate and with a large, deep median impression (male) or a broad and feebly impressed median line (female). Elytra equal in length and width to thorax, rather coarsely and rugosely punctate. Abdomen much longer than head and thorax, nearly equal in width to elytra, marked with elongate punctures. Length 2-2.5 mm.

Putnam County; scarce. October 17. Sifted from debris about a hillside spring.

XV. *PLATANDRIA* Casey. 1893. (Gr., "broad + male.")

Rather broad fusiform species, having the antennæ rather short and slender, head well inserted, not constricted at base; *ligula* with a slender process which is deeply forked at apex; thorax elliptical, much wider than long; abdomen gradually narrowed from base to tip; hind tarsi nearly as long as tibiae, the basal joint elongate, the next three decreasing rapidly in length.

657 (9483). *PLATANDRIA MORMONICA* Casey, Ann. N. Y. Acad. Sci., VII, 1893, 345.

Rather broad. Dark reddish-brown, feebly shining, clothed with short sparse yellowish hairs; abdomen black; tibiae, tarsi and base of antennæ pale. Antennæ slightly shorter than head and thorax, joints 1 to 3 sub-equal. Thorax three-fourths wider than long; sides rounded into base, which is broadly curved and much wider than apex; disk minutely and evenly punctate. Elytra together one-third wider than long, slightly wider and more coarsely and distinctly punctured than thorax. Abdomen narrower than elytra, finely and closely punctate. Length 2.5-2.8 mm.

Marion and Lawrence counties; common locally on leathery fungi growing on beach stumps. May 11–May 24.

XVI. *HOPLANDRIA* Kr. 1857. (Gr., "armed + male.")

Rather robust species, resembling *Platandria* in general appearance, but having joints 1 to 4 of hind tarsi equal in length.

658 (2006). *HOPLANDRIA LATERALIS* Melsh., Proc. Phil. Acad. Nat. Sci., II, 1844, 32.

Rather robust. Dark reddish-brown, shining, sparsely pubescent; head and joints 4 and 5 of abdomen piceous; base of abdomen reddish, legs and base of antennæ pale. Antennæ reaching base of thorax, joints 2 and 3 equal in length, the former stouter, 6-10 also equal and wider than the others. Thorax much wider than head, one-half wider than long; sides rounded into base, apex truncate, disk rather finely and closely punctate. Elytra nearly twice as wide as long, one-fourth wider and more coarsely punctured than thorax. Length 2-2.5 mm.

Throughout the State, frequent; more so in the southern counties. March 19–September 25. Taken by sifting vegetable debris in moist places. The elytra are often marked with fuscous on the sides and near the scutellum.

XVII. *NESTURDA* Casey. 1906. (Gr., "refuse.")

Closely allied to *Trichiusa*, but in addition to characters mentioned in key, differing in its more slender antennæ, broader neck.

longer and more slender tarsi and less hairy upper surface. One species is known from the Eastern United States.

659 (—). *NESTURIDA LEVIS* Casey, Trans. Acad. Sci. St. L., XVI, 1906, 325.

Short, rather stout. Dark reddish-brown, strongly shining, sparsely and finely pubescent; head and abdomen piceous; antennae dusky, their basal joints and legs dark brownish-yellow. Head wider than long, parallel; antennae reaching middle of elytra, the second and third joints elongate, subequal. Thorax wider than head, one-third wider than long; sides parallel, rounded into base; surface, as well as that of elytra, finely, sparsely and roughly punctate. Elytra three-fifths wider but only slightly longer than thorax. Abdomen as wide as elytra, feebly narrowed toward the tip, the sides strongly margined. Length 1.7 mm.

Clark County; rare. May 6. Taken from beneath a log on the muddy banks of the Ohio River. Described from near Vicksburg, Mississippi. The Indiana specimen is in the collection of Dr. Fenyes.

#### XVIII. *TRICHIUSA* Casey, 1893. (Gr., "a little hair.")

Rather stout, convex species, bristling with long hairs and having the third joint of maxillary palpi much longer and thicker than second, fourth small, slender, oblique; head and thorax both rather small; elytra wide, abdomen broad; hind tarsi with four basal joints equal.

##### KEY TO INDIANA SPECIES OF *TRICHIUSA*.

- a.* Elytra with coarse punctures not bearing hairs, mixed with the smaller, rougher, hair-bearing ones, the intervals polished, not alutaceous; color in great part reddish-brown. 660. *PARVICEPS*.
- aa.* Elytra with a single set of minute hair-bearing punctures, the intervals less shining and distinctly alutaceous; color deep black. 661. *ATRA*.
- 660 (—). *TRICHIUSA PARVICEPS* Casey, Trans. Acad. Sci. St. L., XVI, 1906, 328.

Short, stout, rather convex. Reddish- or chestnut-brown, shining, sparsely clothed with pale, erect, conspicuous hairs; head and indefinite subapical cloud of abdomen black; legs and base and tips of antennae dull yellow. Antennae reaching nearly to middle of elytra, the outer joints gradually stout and compact; the second and third ones nearly equal. Thorax one-half wider than head, two-fifths wider than long, sides broadly rounded, hind angles small but distinct; disk with fine, rather close punctures, with coarser ones intermixed on basal half. Elytra a third wider and longer than thorax, punctured as mentioned in key. Abdomen slightly narrower than elytra, the sides parallel, distinctly and rather closely punctate. Length 2 mm.

Putnam and Monroe counties; scarce. April 17-May 13. Taken by sifting rotten beech wood.

661 (C —). *TRICHIUSA ATRA* Casey, Trans. Acad. Sci. St. L., XVI, 1906, 329.

Form of the preceding but shorter. Deep black, shining, clothed with sparse erect hairs; legs pale; antennæ fuscous, paler at base, reaching base of thorax, more slender than in *parviceps*, second joint much longer than third. Thorax one-half wider than long, sides rounded into base, surface minutely and sparsely punctate. Elytra one-half wider and longer than thorax, the punctures more distinct than there. Abdomen parallel, as wide as the elytra. Length 1.5 mm.

Putnam and Lawrence counties; scarce. April 17–May 12. Taken by sifting woody debris.

### XIX. *ATHETA* THOMS. 1859. (Gr., "without place or position.")

A large genus of small brown or blackish species having the head usually narrower than thorax, the latter never wider than elytra; the body not clothed with prominent erect hairs as in *Trichiusa*. The following species from the State have been identified by Dr. Fenyes or are described as new, and there are also a half-dozen or more unidentified ones at hand.

#### KEY TO INDIANA SPECIES OF *ATHETA*.

- a.* Eyes moderate or rather large in size, separated at most by less than twice their long diameters.
- b.* Abdomen parallel or only very feebly narrowed behind the middle.
- c.* Third joint of antennæ not, or only a little, shorter than second.
- d.* Thorax only very feebly transverse, about one-third wider than long.
- e.* Middle coxæ almost contiguous; seventh dorsal segment of abdomen in male simple; color mostly black or piceous.
- f.* Front of head not impressed.
- g.* Cheeks (genæ) entirely margined.
  - h.* Male with eighth dorsal segment of abdomen simple, the sixth ventral truncate at tip. 662. *PALUSTRIS*.
  - hh.* Male with hind margin of eighth dorsal quadridentate, the sixth ventral rounded at tip. 663. *DICHOXA*.
  - gg.* Cheeks margined only behind; elytra in part and legs dull yellow. 664. *ÆMULA*.
- ff.* Front of head distinctly impressed. 665. *CAVICEPS*.
- cc.* Middle coxæ more widely separated; seventh dorsal abdominal segment of male with a blunt tubercle at middle; elytra wholly or in great part pale.
- i.* Thorax without a median impressed line; eleventh antennal joint stout, conical, almost as long as joints 8-10 together. 666. *DENTATA*.
- ii.* Thorax with a distinct median impressed line; eleventh joint not longer than 9 and 10 together. 667. *SULCATA*.
- dd.* Thorax strongly transverse, one-half or more wider than long, densely and rather coarsely punctate; abdomen pale at base.

- j.* Seventh dorsal segment of male with a small flat tubercle. 673. UNIGRANOSA.
- jj.* Seventh dorsal segment of male simple. 674. VIRGINICA.
- cc.* Third joint of antennae at least one-third shorter than second.
- l.* Color black and yellow.
- l.* Thorax as broad as elytra; form much stouter than in the next. 668. FLAVEOLA.
- ll.* Thorax distinctly narrower than elytra; form slender. 669. PENNSYLVANICA.
- kk.* Color black or piceous, the elytra often slightly paler.
- m.* Head and thorax coarsely, evenly and sparsely punctate. 670. PUNCTATA.
- mm.* Head and thorax very finely punctate.
- n.* Antennae wholly piceous; legs fuscous. 671. POLITA.
- nn.* Antennae with basal joints pale; legs wholly pale. 672. FESTINANS.
- bb.* Abdomen narrowed or more or less pointed behind the middle.
- o.* Antennae long and stout, reaching nearly to middle of elytra; thorax finely, densely but distinctly punctate; color black. 675. MACROCERA.
- oo.* Antennae shorter and more slender, reaching only to base of elytra.
- p.* Third joint of antennae distinctly longer than second.
- q.* Elytra dull yellow with a median black cloud at base; thorax not impressed. 676. SORDIDA.
- qq.* Elytra uniform brown; thorax with a median impression on basal half. 677. LAURENTIANA.
- pp.* Third joint of antennae shorter than, or at most as long as second.
- r.* Apical half of abdomen piceous; thorax and elytra coarsely and densely punctate. 678. LUTEOLA.
- rr.* Last two joints of abdomen pale yellow; thorax and elytra finely, less densely punctate. 679. SUBPYGMEA.
- uu.* Eyes very small, separated by three or more times their long diameters.
- s.* Front of head convex. 680. ANALIS.
- ss.* Front of head concave. 681. CAVIFRONS.

662 (9503). *ATHETA PALUSTRIS* Kiesw., Stett. Ent., Ztg., V, 1844, 318.

Elongate, rather slender. Head and abdomen black; antennae, thorax and elytra piceous, finely and sparsely pubescent; legs dusky yellow. Head convex, finely and closely punctate; antennae short, stout, reaching base of thorax, the second and third joints equal. Thorax about as wide as long, sides rounded into base, disk finely and densely punctate. Elytra one-fourth wider, one-half longer and more coarsely and distinctly punctate than thorax. Length 1.8-2 mm.

Marion and Putnam counties; scarce, March 25-April 11. Taken by sifting moist vegetable debris.

663 (2011). *ATHETA DICHOXA* Gray., Col. Micr., 1802, 186.

Elongate, moderately robust. Black, feebly shining; legs, base of antennae, elytra and tip of abdomen dull yellow. Antennae reaching base of thorax, the third joint slightly longer than second. Thorax nearly one-

third wider than long, finely and densely punctate; disk with a very line median line which expands into a shallow impression at base. Elytra scarcely wider than thorax, densely and finely punctate. Abdomen finely and very sparsely punctured. Length 3 mm.

Starke and Clark counties; scarce. May 7–May 19.

664 (2010). *ATHETA EMULA* Erichs., Gen. Spec. Staph., 1840, 102.

Elongate, rather slender. Black, shining; elytra, legs and base of antennae more or less dull yellow. Antennae slightly longer than head and thorax, third joint distinctly longer than second. Thorax scarcely one-third wider than long, minutely and rather sparsely punctate; disk with a rather wide, shallow impression at middle of base. Elytra one-third wider and one-half longer than thorax, densely and rather coarsely punctate. Length 2.7–3 mm.

Marion, Putnam and Clark counties; frequent. March 6–November 28. Taken by sifting. The sides of elytra are more or less fuscous.

665 (—). *ATHETA CAVICEPS* sp. nov.

Elongate, rather stout, parallel. Head, thorax and abdomen piceous, sparsely clothed with fine, pale prostrate hairs; elytra dark dull reddish-brown; antennae piceous, the basal joints and legs dull reddish-yellow. Front of head with a broad shallow impression. Antennae slender, reaching middle of elytra, the third joint slightly longer than second. Thorax one-third wider than long, sides broadly rounded into base, surface finely and sparsely punctate and with a faint median impressed line. Elytra scarcely wider and one-third longer than thorax, finely and roughly punctate. Abdomen equal to elytra in width. Length 2 mm.

Lake, Marshall and Marion counties; rare. May 15–May 20.

666 (—). *ATHETA DENTATA* Brnh., Deutsch. Entom. Ztschr., 1906, 342.

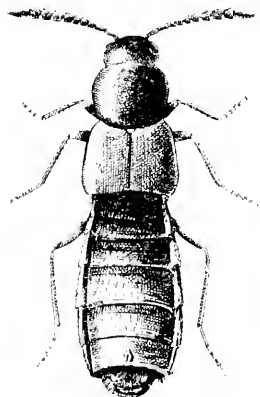


Fig. 154.  $\times 16$ . (Original.)

Elongate, robust. Blackish piceous, shining, sparsely and finely pubescent; elytra dull clay yellow, the humeri, margins and apical angles often darker; legs dusky yellow. Head broad, convex, almost smooth. Antennae stout, reaching beyond base of thorax, second and third joints subequal, eleventh almost as long as 8–10 combined. Thorax slightly broader than long, sides nearly straight, hind angles rounded, surface sparsely, finely and roughly punctate and with a feeble impression at middle of base. Elytra but slightly wider and one-third longer than thorax, minutely and roughly punctate. Length 3–3.2 mm. (Fig. 154.)

Throughout the State; common in the southern counties; less so northward. March 16–November 29. Our largest species; taken by sifting, rarely by beating, and probably hibernates.

667 (—). *ATHETA SULCATA* sp. nov.

Elongate, robust. Piceous, shining; elytra uniform dull clay yellow; antennæ fuscous, the two basal joints and legs pale yellow. Head broad, front subdepressed, finely alutaceous. Antennæ as in *dentata*, the apical joint shorter. Thorax one-third wider than long, sides rounded on apical third, thence nearly straight to base, hind angles obtuse; disk finely and densely punctate, with a distinct but fine median impressed line and a feeble impression at middle of base. Elytra as in *dentata*. Abdomen finely and rather closely punctate; under surface much more densely pubescent than in *dentata*; the apical half of the seventh dorsal segment reddish translucent and with a distinct median tubercle in the male. Length 3.5 mm.

Posey County; rare. April 22.

668 (2015). *ATHETA FLAVEOLA* Melsh., Proc. Phil. Acad. Nat. Sci., 11, 1844, 30.

Rather stout. Dull reddish-yellow; head, sixth dorsal segment of abdomen and often the tips and sides of elytra black or piceous; legs and base of antennæ pale yellow. Thorax one-third wider than long, sides rounded into base; disk finely and closely punctured. Elytra scarcely narrower than thorax, sparsely and minutely punctate. Abdomen slightly narrower than elytra, sparsely and rather coarsely punctate. Length 2 mm.

Orange County; rare. May 31–June 1. Taken from fleshy white fungi.

669 (—) f. *ATHETA PENNSYLVANICA* Brdh., Deutsch. Entom. Ztschr., 1907, 388.

Elongate, very slender. Reddish-yellow; head and fifth to seventh segments of abdomen black; elytra in part piceous; legs and basal joints of antennæ pale yellow. Thorax scarcely wider than head, about as broad as long, sides rounded into base, disk finely and sparsely punctate. Elytra one-half wider and more coarsely punctured than thorax. Abdomen slightly narrower than elytra, smooth or nearly so. Length 1.7–2 mm.

Lawrence and Crawford counties; scarce. March 6–July 29. Sifted from rotten fungi.

670 (—). *ATHETA PUNCTATA* sp. nov.

Rather robust. Head, thorax and elytra dark reddish-brown, shining; abdomen piceous; antennæ dusky, the two basal joints and legs dull yellow. Head convex, almost as broad as thorax, coarsely, sparsely and evenly punctate. Antennæ rather slender, longer than head and thorax, second joint obconical, nearly one-half longer than third. Thorax one-third broader than long, sides rounded into base, disk punctured as the head. Elytra slightly wider and scarcely longer than thorax, the punctures a little smaller and more sparse than there. Abdomen as wide as elytra, minutely and sparsely punctate. Length 2 mm.

Posey County; rare. June 3. Sifted from debris of beech stumps. Very distinct from allied species by the coarse, sparse punctures of upper surface.

671 (2919). *ATHIETA POLITA* Melsh., Proc. Phil. Acad. Nat. Sci., 11, 1844, 31.

Short and rather robust. Head, thorax and abdomen black, shining; antennæ piceous; elytra and legs dusky or fuscous yellow. Head rather broad, convex, sparsely and finely punctate; antennæ short, stout, reaching base of thorax, the third joint two-thirds the length of second. Thorax suborbicular, scarcely wider than long, sides rounded into base, disk very finely and sparsely punctate. Elytra one-half longer and one-third wider than thorax; more coarsely and somewhat roughly punctate. Abdomen as wide as elytra, parallel. Length 1.5-1.8 mm.

Marshall, Marion, Putnam, Monroe and Clark counties; frequent. March 6-October 31. Taken by sifting rotten woody debris and leaves in damp places.

672 (2013). *ATHIETA FESTINANS* Er., Gen. Spec. Staph., 1840, 112.

More slender than the preceding. Piceous, feebly shining; elytra dark reddish-brown to fuscous; antennæ piceous, the basal joints and legs pale, dull yellow. Antennæ more slender than in *polita*, reaching middle of elytra. Thorax one-third broader than long, sides rounded into base; disk finely and rather densely punctate and with a faint median impression on basal half. Elytra slightly wider and one-third longer than thorax, rather coarsely and densely punctate. Abdomen parallel, equal in width to elytra. Length 1.7-2 mm.

Marion, Putnam, Vigo, Lawrence, Clark and Posey counties; scarce. January 7-November 8. Taken by sifting.

673 (—). *ATHIETA UNIGRANOSA* Brnh., Deutsch. Ent. Zeitsch., 1909, 521.

Elongate, rather slender. Head and middle of abdomen black; thorax, elytra, legs, base and tip of abdomen and base of antennæ dull yellow. Antennæ reaching base of thorax, the third joint a little shorter than second. Thorax one-half wider than long, finely and rather closely punctate; disk with a faint median line and a rounded impression at base. Elytra scarcely wider and one-third longer than thorax, finely and densely punctate. Abdomen slightly narrower than elytra, parallel, finely and rather sparsely punctate. Length 2.7 mm.

Lawrence County; scarce. July 29. Taken from fungi.

674 (—). *ATHIETA VIRGINICA* Brnh., Deutsch. Ent. Ztschr., 1907, 393.

Elongate, rather robust. Head, thorax and apical two-thirds or more of abdomen piceous; antennæ and elytra brownish-yellow; legs pale yellow; two basal joints of antennæ and base of abdomen usually reddish-yellow. Front of head with a small round median impression, sparsely and finely punctate; antennæ reaching beyond base of thorax, the third joint slightly longer than second. Thorax one-half wider than long, sides rounded into base and apex; disk densely and rather coarsely punctate and with a shallow median impression on basal half. Elytra slightly wider, one-half longer and more coarsely, sparsely and roughly punctate than thorax. Abdomen parallel, a little narrower than elytra, indistinctly punctate. Length 2.5-2.8 mm.



Throughout the State; frequent. April 11–November 21. Occurs beneath vegetable debris in low moist woods; also in fungi. This is said by Dr. Bernhaner to be a variety of *crassicornis* Fab.

675 (—). *ATHETA MACROCERA* Thoms., Ofv. Vet. AK. Forh., 1856, 106.

Elongate, rather slender. Head, thorax and abdomen black; elytra and antennae piceous; legs dull yellow. Antennae long, rather stout, reaching beyond base of elytra, second and third joints subequal, fourth to tenth as wide as long, eleventh equal to ninth and tenth. Thorax as wide as elytra, sides rounded into base, disk finely, evenly and densely granulate-punctate. Elytra scarcely wider than thorax, more sparsely punctate than latter. Abdomen parallel to apical third, minutely and sparsely punctate. Length 2.5 mm.

Marion County; rare. May 15. Taken by sweeping.

676 (2040). *ATHETA SORDIDA* Marsh. Col. Brit., 1802, 514.

Elongate, robust. Head, thorax and abdomen piceous; antennae brown; legs dull yellow. Antennae longer than head and thorax, the second joint one-half the length of third. Thorax as wide as elytra, sides feebly rounded, disk convex, densely and finely granulate-punctate and with a faint median impressed line. Elytra one-third longer and a little more sparsely and coarsely punctate than thorax. Abdomen distinctly tapering from middle to apex, densely and rather coarsely punctate. Length 2.8–3 mm.

Lake, Marion, Putnam and Dubois counties; scarce. May 12–November 28. Sifted from moist vegetable debris.

677 (—). *ATHETA LAURENTIANA* sp. nov.

Elongate, slender, sparsely clothed with yellowish pubescence. Head, thorax and abdomen dark brown or piceous; antennae and elytra uniform brown; legs paler. Head convex; antennae reaching slightly beyond base of thorax, the second joint two-thirds the length of third. Thorax subquadrate, sides nearly straight on basal half, hind angles rounded; surface, as well as that of head, elytra and abdomen, finely and indistinctly punctate and with an oval median depression on basal half. Elytra one-third wider and one-half longer than thorax. Abdomen distinctly tapering from middle to apex. Length 3 mm.

Lawrence County; scarce. May 11. Taken from fungi.

678 (2014). *ATHETA LUTEOLA* Erichs., Gen. Sp. Staphl., 1810, 111.

Short, rather robust. Head and apical half of abdomen brownish piceous; antennae, thorax, elytra and basal segments of abdomen brownish yellow, sparsely and finely pubescent; legs paler. Antennae shorter than head and thorax, second joint stouter and slightly longer than third. Thorax as wide as elytra, twice as broad as long, sides rounded into base and apex; disk convex, with a faint median impression on basal half. Elytra slightly longer than thorax. Abdomen as wide as elytra, parallel. Length 2 mm.

Throughout the State, common in the southern counties; much less so northward. March 13–November 1. Taken by sifting damp vegetable debris. Probably hibernates as imago.

679 (—). *ATHETA SUBPYGMEÆ* Brnh., Deutsch. Entom. Ztschr., 1909, 526.

More slender than *lutcola*. Pale brownish-yellow; head and fifth and sixth segments of abdomen piceous; antennæ dusky except at base, rather slender, reaching middle of elytra. Thorax and elytra as in *lutcola*, but much more finely punctate, the former without median basal impression. Length 2 mm.

Starke and Kosciusko counties; rare. June 18–June 24. Sifted from sphagnum mosses in tamarack swamps.

680 (2022). *ATHETA ANALIS* Grvh., Col. Micr. Brunsv., 1802, 76.

Elongate, very slender. Black, shining; thorax and elytra dark brownish-yellow to piceous; antennæ, legs and last one or two abdominal segments brownish or dusky yellow, the tarsi paler. Antennæ reaching base of thorax, the second and third joints equal. Thorax suborbicular, slightly narrower than elytra; sides rounded into base and apex; disk, as well as that of elytra and abdomen, finely and densely punctate and with a small transverse impression on basal third. Elytra one-third longer than thorax. Abdomen as wide as elytra, parallel. Length 1.8–2 mm.

Putnam and Marion counties; frequent. March 20–November 28. Taken by sifting.

681 (9498). *ATHETA CAVIFRONS* Sharp, Trans. Ent. Soc. Lond., 1869, 33.

Form of *analis*. Dark reddish-brown, head piceous; antennæ, legs and last two abdominal segments dull yellow. Head with a broad but shallow median groove. Antennæ, thorax and elytra nearly as in *analis*, the thorax with an entire faint median impressed line in front of the basal impression. Length 2 mm.

Marion County; rare. November 21.

## XX. *ZYRAS* Steph. 1832. (Gr., "razor.")

Rather broad species, having the head much wider than long, slightly narrower than thorax; antennæ robust, longer than head and thorax, the third joint longer than second, legs long and slender.

### KEY TO INDIANA SPECIES OF *ZYRAS*.

*a.* Black, the elytra fuscous; eyes very large, placed less than half their length from base of head; thoracic punctures extremely fine.

682. *CALIGINOSUS*.

*aa.* Reddish-brown; eyes smaller, placed at nearly their own length from base; thoracic punctures fine but distinct.

683. *PLANIFER*.

682 (9528). *ZYRAS CALIGINOSUS* Casey, Ann. N. Y. Acad. Sci., VII, 1893, 323.

Rather stout, parallel. Black; antennæ and legs dark reddish-yellow; elytra dull fuscous, shining. Thorax three-fourths wider than long, sides

broadly curved, hind angles obtuse and blunt; disk alutaceous, very finely and sparsely punctate, sometimes with a fine median impressed line. Elytra slightly wider and longer than thorax, finely, distinctly and densely punctate. Abdomen slightly narrower than elytra, polished. Length 3 mm.

Putnam County; rare. October 17. Described from Indiana and New York.

683 (9533). *ZYRAS PLANITER* Casey, Ann. N. Y. Acad. Sci., VII, 1893, 326.

Rather stout, subparallel. Dark reddish-brown, shining, the elytra darker except on humeri; abdomen black, the first three segments in part or wholly pale; legs and base of antennae pale reddish-brown. Antenna reaching middle of elytra, the third joint twice the length of second, obconical. Thorax one-half wider than long, widest at apical third, sides straight on basal half, disk convex, finely and sparsely punctate and with a faint median impressed line. Elytra two-fifths wider and slightly longer than thorax, rather coarsely and roughly punctate. Abdomen one-fourth narrower than elytra, parallel, smooth or nearly so. Length 3-3.5 mm.

Putnam, Lawrence and Crawford counties; scarce. March 20-May 25. The thorax of male has a large flattened median area and is more coarsely punctate than in female.

## XXI. *XENODUSA* Wasm. 1894. (Gr., "strange-guest.")

Robust brown species having the antennae very slender, head small; thorax wider than elytra, the sides much elevated; abdomen as broad as elytra, parallel, the first four or five dorsal segments with tufts of yellow hairs on the sides.

684 (2041). *XENODUSA CAVA* Lec., N. Sp. N. Am. Col., I, 1863, 30.

Elongate, robust, parallel. Reddish-brown, shining, sparsely pubescent. Antennae reaching middle of abdomen, the third joint twice the length of second. Thorax nearly four times as wide as long, sides broadly reflexed, hind angles acute, much prolonged, base bisinuate, disk minutely and indistinctly punctate. Elytra one-half narrower and slightly longer than thorax. Length 5-6 mm. (Fig. 155.)

Throughout the State; scarce. April 25-August 17. Occurs in the nests of several kinds of ants. Usually but two or three of the beetles are found at

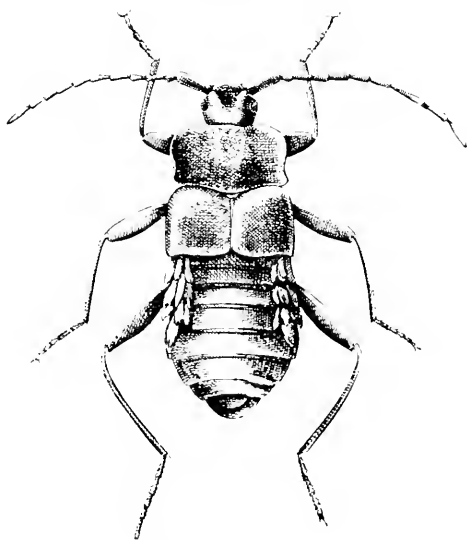


Fig. 155. (Original.)

a time, but I once took 20 or more from among a colony of the ant *Camponotus pennsylvanicus* beneath the bark of an elm log near Bloomington. It is said that they are fed by the ants and in turn exude a secretion which is much liked by their hosts.

Tribe VII. ALEOCHARINI.

Usually rather robust species having the head not prolonged in a beak in front; inner lobe of the maxilla moderately long, its outer side horn-like, its inner side leather-like, usually with long, thorn-like teeth toward the tip, densely hairy behind the teeth; all the tarsi with five joints. The tribe is represented in the State by five genera.

KEY TO INDIANA GENERA OF ALEOCHARINI.

- a.* Head prominent, more or less strongly constricted behind; first joint of antennæ scapiform, but only moderately long; epipleura of thorax always visible from the side; third to fifth dorsal segments of abdomen always transversely sulcate or constricted.
- b.* First joint of hind tarsi shorter than the fifth joint and shorter than second and third together; body small, linear; third to sixth dorsal segments of abdomen transversely sulcate. XXII. PILEOPORA.
- bb.* First joint of hind tarsi longer than the fifth joint and at least as long as the second and third together.
- c.* First joint of antennæ at most only obliquely emarginate at the very tip. XXIII. CALODERA.
- cc.* First joint of antennæ obliquely sulcate or emarginate (for the reception of the second joint) in the apical fourth or fifth. XXIV. AMAROCHARA.
- ac.* Head not or only very feebly constricted behind, its base retracted or only moderately prominent; first joint of antennæ never scapiform.
- d.* Maxillary palpi with four, labial palpi with three joints. XXV. OXYPODA.
- dd.* Maxillary palpi with five, labial palpi with four joints. XXVI. ALEOCHARA.

XXII. PILEOPORA Erich. 1837. (Gr., "bark + to walk.")

Elongate, narrow forms having the head rather broad, strongly constricted; abdomen elongate and parallel.

685 (—). PILEOPORA SUBEVIS Casey, Trans. Acad. Sci. St. L., XVI, 1906, 319.

Elongate, slender, parallel. Dark brown, feebly shining; head and abdomen piceous; antennæ fuscous, the basal joints and legs yellow. Antennæ reaching base of thorax, the outer joints transverse. Thorax as long as wide, sides rounded in front of middle, thence nearly straight to base, disk finely and sparsely punctured. Elytra a third wider and a little longer than

thorax, finely but distinctly punctate. Abdomen slightly narrower than elytra, the first four dorsal segments deeply impressed at base. Length 1.8-2 mm.

Lake and Marion counties; rare. July 23-December 21. Taken from beneath bark of pine.

XXIII. *CALODERA* Mamm. 1830. (Gr., "beautiful + skin.")

Head broad, prominent; thorax much narrower and shorter than the elytra; legs rather long and slender.

686 (—). *CALODERA* *INFUSCATA* sp. nov.

Elongate, rather robust, parallel. Dark brown, feebly shining, sparsely and finely pubescent; head and apical segments of abdomen piceous. Antennae stout, reaching base of thorax, the first joint pale. Thorax slightly wider than head, a little longer than wide, sides parallel behind the middle; surface, as well as that of elytra, finely and densely punctate. Elytra one-half wider and one-third longer than thorax. Abdomen narrower than elytra, parallel, the first four dorsal segments rather deeply impressed. Length 1.8 mm.

Marion County; rare. April 4. Taken by sifting.

XXIV. *AMAROCHARA* Thoms. 1858. (Gr., "I shine + I am glad.")

Head oval, antennae rather robust; thorax subquadrate, scarcely narrower than the elytra; abdomen parallel.

687 (—). *AMAROCHARA* *FENYESI* sp. nov.

Elongate, slender, parallel. Dark chestnut brown, shining; abdomen piceous; legs dull yellow. Thorax subquadrate, sides nearly straight, rounded into base; disk minutely and sparsely punctate. Elytra but slightly wider and longer than thorax, more distinctly punctate than there. Abdomen about as wide as elytra, the first three dorsal segments impressed at base. Length 1.8-2 mm.

Lawrence and Clark counties; scarce. May 6-May 12. Taken from beneath rubbish on the muddy banks of streams. Named in honor of Dr. A. Fenyes, of Pasadena, California, the acknowledged authority on North American Aleocharinae.

XXV. *OXYPODA* Mamm. 1830. (Gr., "sharp + feet.")

Rather robust species clothed with silky pubescence; head narrower than thorax, antennae elongate; thorax as wide or wider than the elytra, the latter with the outer hind angles emarginate; abdomen usually narrowed behind the middle; legs rather elongate. Five species have been taken in the State.

## KEY TO INDIANA SPECIES OF OXYPODA.

- a.* Larger, 3-3.2 mm.; dark brown, elytra and legs paler. 688. SAGULATA.
- aa.* Smaller, not over 2.5 mm.
- b.* Thorax subparallel and curved at the sides, the apex almost as wide as the base, the latter as wide as the base of elytra.
- c.* Dull brownish-yellow; abdomen piceous, pale at tip, distinctly tapering from base to apex. 689. AMICA.
- cc.* Reddish-brown; abdomen with only the fourth and fifth dorsal segments piceous, its sides nearly parallel. 690. PALUSTRIS.
- bb.* Thorax subconical or with the apex distinctly narrower than base.
- d.* Body rather slender; abdomen feebly tapering from base to apex; color chestnut brown. 691. OBLIQUA.
- dd.* Body linear; abdomen straight and nearly parallel; color brownish-yellow. 692. PEREXILIS.

688 (2062). OXYPODA SAGULATA Erich., Gen. Sp. Staph., 1840, 146.

Elongate, rather robust. Dark brown to piceous, sparsely clothed with fine yellowish hairs; elytra reddish-brown; legs and basal joints of antennæ pale yellow. Antennæ reaching base of thorax, the second joint slightly longer than third. Thorax one-half wider than long, the base as broad as the elytra, sides moderately curved; angles rounded, the front ones deflexed; disk finely and rather closely punctate. Elytra one-third longer than thorax, more coarsely and densely punctate. Abdomen at base slightly narrower than elytra, distinctly tapering behind the middle, densely punctate, the first two segments impressed at base. Length 3-3.2 mm.

Throughout the State; scarce. May 13-October 31. Taken by sifting.

689 (—). OXYPODA AMICA Casey, Trans. Acad. Sci. St. L., XVI, 1906, 312.

Elongate, subfusiform. Dull brownish-yellow, clothed with rather long, shaggy pubescence; head and abdomen piceous, the latter pale at tip; antennæ fuscous, the basal joints and legs pale. Antennæ reaching to basal third of elytra, the second joint one-third longer than third. Thorax three-fourths wider than long, sides strongly curved, surface, as well as that of elytra and abdomen, very finely and rather closely punctate. Elytra about two-fifths longer than thorax. Abdomen at base one-third narrower than elytra, thence feebly tapering to apex, the first three dorsal segments deeply impressed at base. Length 2-2.2 mm.

Throughout the State; one of the most common members of the subfamily. January 18-December 8. Taken by sifting vegetable debris in low, moist woods. Hibernates beneath mullein leaves, bottom rails of fences and other cover.

690 (—). OXYPODA PALUSTRIS sp. nov.

Rather stout, subfusiform. Dark reddish-brown, shining, sparsely and finely pubescent; head, elytra and fourth and fifth dorsal segments of abdomen piceous. Antennæ reaching middle of elytra, second and third joints

subequal. Thorax twice as wide as long, as wide at base as elytra; sides broadly curved, hind angles obtuse; surface, as well as that of elytra, finely and densely punctate. Elytra one-third longer than thorax. Abdomen slightly narrower and more coarsely punctate than elytra, sides parallel to beyond the middle, the first three dorsal segments rather feebly impressed at base. Length 1.8-2 mm.

Starke County; rare. May 17. Sifted from sphagnum moss of a cranberry bog.

691 (—) 1. *OXYPODA OBLIQUA* Casey, Trans. Acad. Sci. St. L., XVI, 1906, 316.

Rather slender, convex. Chestnut brown, feebly shining; head and abdomen piceous; tips of fifth and sixth abdominal segments and a faint, narrow oblique line reaching from humerus to apex of each elytron, reddish-yellow; antennae fuscous, the basal joints and legs pale. Thorax three-fifths wider than long, sides broadly and feebly curved from near the base to apex, disk finely and densely punctate and usually with a faint rounded impression at middle of base. Elytra equal in width to and about one-fourth longer than thorax, more coarsely and roughly punctate than there. Abdomen at base slightly narrower than elytra, thence feebly tapering to apex, the impressions of second and third dorsal segments shallow but distinct. Length 2.5-2.7 mm.

Marion, Putnam and Lawrence counties; scarce. April 17—November 21. Taken by sifting.

692 (—) 1. *OXYPODA PEREXILIS* Casey, Trans. Acad. Sci. St. L., XVI, 1906, 316.

Linear, convex. Brownish-yellow; head piceous; antennae and apical half of abdomen fuscous, the base of former and the tip of latter paler; legs pale yellow. Antennae reaching base of thorax, the second joint one-half longer than third. Thorax one-half wider than head, two-fifths wider than long, sides feebly curved, disk very finely and densely punctate. Elytra slightly narrower and a little shorter, and more coarsely and roughly punctate than thorax. Abdomen evidently narrower than elytra, rather coarsely and roughly punctate. Length 2-2.2 mm.

Marion, Putnam, Clark, and Posey counties; scarce. March 20—July 4. Taken by sifting moist vegetable debris.

XXVI. *ALEOCHARA* Gravh., 1802. (Gr., "warmth + gladness.")

Rather broad and stout species having the head small, much narrower than thorax; eyes large, antennae usually short and stout; thorax broad, the hind angles almost always rounded; elytra short and broad, their tips not emarginate or sinuate near the outer angles; abdomen usually coarsely and sparsely punctate and with the first three or four dorsal segments narrowly and acutely impressed at base. Eight species have been taken in the State.

## KEY TO INDIANA SPECIES OF ALEOCHARA.

- a.* Form rather broad and stout, rarely parallel; mesosternum without trace of carina at any point.
- b.* Sixth dorsal segment of abdomen simple and subtruncate at apex in both sexes.
- c.* Antennæ stout and spindle-shaped, not reaching base of thorax, the joints strongly transverse; thorax wholly black.
- d.* Elytra wholly black; thorax finely and sparsely punctate; length 5-7.5 mm. 693. LATA.
- dd.* Elytra in great part red; thorax coarsely and roughly punctate; length 4 mm. 694. RUBRIPES.
- cc.* Antennæ more slender, reaching middle of elytra, the joints less transverse; thorax wholly black; elytra red, the base and sides narrowly black. 695. PLEURALIS.
- bb.* Sixth dorsal segment of abdomen with a number of sharp, triangular teeth at apex in male, simple in female; thorax with sides dull red; elytra in great part red. 696. LUSTRICA.
- aa.* Form more slender, linear, parallel; mesosternum carinate.
- c.* Color in great part black or piceous; first three dorsal segments of abdomen impressed at base.
- f.* Thorax finely and evenly punctate over its entire surface; elytra wholly piceous. 697. SCULPTIVENTRIS.
- ff.* Thorax unevenly punctate, the punctures at middle of disk in two uneven rows, the space between the rows smooth.
- g.* Dorsal segments of abdomen coarsely punctate, especially so in the basal impressions; elytra each with a large, well defined, rounded, dull yellow spot at inner angle near suture. 698. BIMACULATA.
- gg.* Dorsal segments of abdomen finely and more densely punctate; elytra each indefinitely dull reddish at apex near suture. 699. BIPUSTULATA.
- cc.* Color pale reddish-brown; first four dorsal segments of abdomen impressed at base. 700. LUCIFUGA.

693 (2053). ALEOCHARA LATA Grv., Col. Micr. Brunsv., 1802, 186.

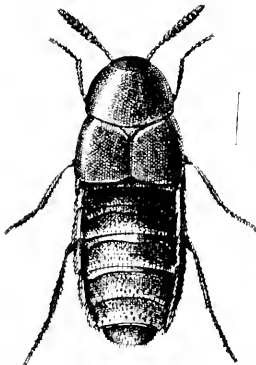


Fig. 156. Line shows natural size. (Original.)

Very stout and broad. Deep black, shining, sparsely clothed with grayish pubescence; tarsi reddish-brown. Thorax two-thirds wider than long, strongly rounded at base; sides feebly curved, converging toward apex, disk minutely and sparsely punctate. Elytra slightly wider and about as long as thorax; coarsely, closely and roughly punctate. Abdomen at base as wide as elytra, thence feebly but distinctly narrowed to apex, marked with coarse, sparse, oval punctures. Length 5-7.5 mm. (Fig. 156.)

Southern half of State, frequent, March 24-September 25. Occurs beneath carrion. Mating April 29.



694 C. — 1. *ALEOCHARA RUBRIPES*, sp. nov.

Rather stout. Head, thorax and abdomen black, shining, sparsely clothed with yell-wish hair; elytra dull red, darker along the base and sides; antennae and legs reddish brown. Head more than half the width of thorax and, like the latter, coarsely, evenly and rather sparsely punctate. Thorax one-half longer than wide, sides broadly rounded into base. Elytra about as wide and long as thorax, rather closely and coarsely punctate. Abdomen as broad as elytra, sides parallel; upper surface coarsely and sparsely punctate. Length 4 mm.

Posey County; rare. April 21.

695 (—). *ALEOCHARA PLEURALIS* Casey, Trans. Acad. Sci. St. L., XVI, 1906, 141.

Rather stout, subparallel. Piceous black, shining; elytra in great part, legs and tip of abdomen dull red; antennae fuscous, paler at base, the second joint much shorter than third. Thorax more than twice as wide as head, two-thirds wider than long, sides and hind angles rounded; disk finely and sparsely punctate. Elytra slightly narrower and a little shorter than thorax, rather finely, sparsely and roughly punctate. Abdomen at base as wide as elytra, thence distinctly tapering toward apex; coarsely and sparsely punctate. Length 4-4.5 mm.

Lake, Laporte and Vigo counties; scarce. May 2-July 3. Occurs in fleshy fungi.

696 (—). *ALEOCHARA LUSTRICA* Say, Trans. Amer. Phil. Soc., IV, 1834, 468; *ibid.* 11, 585.

Very close to *pleuralis*. Differs in having the thorax dull red at sides, the base and sides of elytra more broadly piceous. Elytra and abdomen more coarsely, densely and roughly punctate. Length 4-6 mm.

Throughout the State; scarce. April 15-October 1. Occurs on fleshy white fungi in dense, damp woods; also beneath carrion.

697 (3548). *ALEOCHARA SCULPTIVENTRIS* Casey, Ann. N. Y. Acad. Sci., VII, 1893, 285.

Rather stout, linear, parallel. Piceous, shining; abdomen black; legs, basal joints of antennae and sometimes the tips of elytra dull brownish-red. Antennae reaching beyond base of thorax, the second joint shorter than third. Thorax twice the width of head, one-half wider than long, the sides rounded into base. Elytra evidently wider and about the length of thorax, finely, densely and roughly punctate. Abdomen slightly narrower than elytra, parallel; the basal impressions of first three dorsal segments very large, deep, coarsely and densely punctate. Length 3.8-4.5 mm.

Marion, Orange and Clark counties; scarce. April 25-September 9. Occurs on decaying fungi.

698 \*(2055). *ALEOCHARA BIMACULATA* Grvhl., Col. Micr. Brunsv., 1802, 187.

Rather stout, parallel. Black, shining; elytra paler near apex as mentioned in Key; tibiae, tarsi and tips of lower abdominal segments dull brown-

ish-red. Antennæ reaching base of elytra. Thorax more than twice as wide as head, three-fifths wider than long, sides rounded into base; disk rather closely and unevenly punctate on sides and with two elongate, shallow punctured impressions at middle, the space between them smooth. Elytra slightly narrower and shorter than thorax; densely and coarsely punctate. Abdomen as wide as elytra, parallel, densely and coarsely punctate above. Length 4.65 mm.

Southern half of State; scarce. January 1–May 5. Occurs in horse dung and fungi. Hibernates beneath logs.

699 (2059). *ALEOCHARA BIPUSTULATA* Linn., Faun. Suec., 1761, 232.

Rather slender, parallel. Black, strongly shining, sparsely pubescent; elytra with an irregular dull reddish spot at inner angle near suture; legs piceous, tarsi paler. Thorax as wide as elytra, twice as wide as long, sides rounded into base, punctate as in *bimaculata*, the punctures on sides more coarse and sparse than there. Elytra slightly longer than thorax, rather coarsely, closely and deeply punctate. Abdomen as wide as elytra, parallel. Length 2.5–4 mm.

Beach of Lake Michigan, Lake County; rare. June 6–June 28. A member of the boreal fauna. *A. nitida* Grv. is a synonym, as is probably also *A. verna* Say.

700 (9551). *ALEOCHARA LUCIFUGA* Casey, Ann. N. Y. Acad. Sci., VII, 1893, 288.

Elongate, slender, parallel. Pale reddish-brown, shining; head and dorsal segments of abdomen more or less piceous. Antennæ stout, reaching beyond base of thorax, the second and third joints subequal. Thorax about one-fourth wider than long, sides evenly rounded, apex narrower than base; disk finely, sparsely and indistinctly punctate. Elytra very slightly wider and about as long as thorax, rather coarsely, closely and roughly punctate. Abdomen elongate, slightly narrower at base than elytra, thence feebly tapering to apex; the impressions of basal segments rather coarsely and closely punctate. Length 4.5 mm.

Two specimens were taken in Truett's cave, Monroe County, July 9, about 700 feet from the entrance. They were found beneath some moldy chicken bones left by visitors. Casey, *loc. cit.*, says: "This interesting species is said to inhabit caves, but as the eyes are well developed, it probably only seeks their seclusion and darkness during the day." Garman\* says of it and another species: "Both have pretty well developed eyes, and may, therefore, live at times in ordinary situations, but they are perfectly at home in the deepest parts of caves, and are at times very abundant there. In all my collecting in ordinary situations I have not seen either species out of doors, and am disposed to consider them true cave dwellers." Mr. Garman is doubtless right, for no beetle is going to

\*Psyche, VII, 1894, 81.

crawl into the deepest recesses of caves each day and emerge again at night. So far *larifega* has only been found in caves, and, like *Quediinus splaus* Horn, has probably inhabited them too short a time to entirely lose the eyes.

### Subfamily II. STAPHYLININAE.

Rather large or medium-sized black or brown species having the antennae 11-jointed, situated at the front margin of the front; spiracles of the thorax visible; front coxae large and conical; trochanters of hind legs prominent; abdomen strongly margined. The principal literature treating of the North American species of the subfamily is as follows:

*Horn*.—"Synopsis of the Quediini of the United States," in *Trans. Amer. Ent. Soc.*, VII, 1878, 149-167.

*Horn*.—"Synopsis of the species of Staphylinus and the more closely allied Genera inhabiting the United States," in *Trans. Amer. Ent. Soc.*, VII, 1878, 185-200.

*LeConte*.—"Short studies of North American Coleoptera," in *Trans. Amer. Ent. Soc.*, VIII, 1880, 168-174. Tabulates the genera *Leplacinus*, *Xantholinus* and *Leptolinus*.

*Horn*.—"Synopsis of the Philonthi of Boreal America," in *Trans. Amer. Ent. Soc.*, XI, 1884, 177-244.

*Casey*.—See above under Aleocharinae.

Three tribes comprise the subfamily, all of which are represented in the State.

#### KEY TO TRIBES OF STAPHYLININAE.

- a*. Side margins of the thorax simple. Tribe I. QUEDIINI, p. 367.
- aa*. Side margins of the thorax double.
  - b*. Antennae widely separated at base. Tribe II. STAPHYLININI, p. 373.
  - bb*. Antennae rather close together at base; elytra often reddish, and in most species overlapping along the suture. Tribe III. XANTHOLINI, p. 391.

#### Tribe I. QUEDIINI.

The members of this tribe have the antennae inserted at the front point of the side margin of the front; head usually with a distinct suture beneath the eyes; thorax smooth and glabrous with but few dorsal punctures, its side margin single and acute; tarsi in our species 5-jointed. Three of the four recognized genera are represented in the State.

## KEY TO INDIANA GENERA OF QUEDINIÆ.

- a.* Antennæ elbowed, the first joint elongate; front tarsal claws larger than the others. XXVII. *ACYLOPHORUS*.  
*aa.* Antennæ straight, first joint not elongate; tarsal claws similar on all the feet.  
*b.* Palpi awl-shaped; length less than 5 mm. XXVIII. *HETEROTHOPS*.  
*bb.* Palpi filiform; length more than 5 mm. XXIX. *QUEDIUS*.

XXVII. *ACYLOPHORUS* Nordm. 1837. (Gr., "gland + bearing.")

Rather small, spindle-shaped species having the head oval, with four coarser punctures each side, two over each eye and two behind these; antennæ reaching base of thorax, the second joint longer than third; thorax broader than long, narrowed in front, disk with two punctures each side of middle in front, one at front margin, the other one-third behind it.

701 (2091). *ACYLOPHORUS FLAVICOLLIS* Sachse., Stettin Zeits., 1852, 143.

Black, shining, elytra and abdomen sparsely pubescent; thorax and legs reddish-yellow; antennæ dusky, the basal joint paler. Head behind the eyes with numerous fine punctures and short hairs. Elytra together slightly wider than long, coarsely, rather closely and very roughly punctate. Abdomen as wide at base as elytra, thence strongly tapering to apex, coarsely and rather closely punctate. Length 5-5.5 mm.

Kosciusko and Putnam counties; scarce. April 17-October 17. Occur beneath vegetable debris close to water. The fifth dorsal abdominal segment is often pale at apex.

702 (2092). *ACYLOPHORUS PROXUS* Erichs., Gen. Spec. Staph., 1840, 521.

Black, shining; antennæ piceous, usually paler at base; legs dull yellow, varying to piceous. Otherwise as in *flavicollis*. Length 4.5-6 mm.

Throughout the State; frequent. March 20-October 31.

XXVIII. *HETEROTHOPS* Steph. 1831. (Gr., "different + eye.")

Small spindle-shaped species having the head with three or four coarse punctures, the front one nearly at middle of inner margin of eye; thorax as in *Acylophorus*, the disk with two punctures on middle of apical half and two smaller ones on apical margin. Males with the sixth abdominal segment emarginate. Two of the three species have been taken in Indiana.

## KEY TO INDIANA SPECIES OF HETEROTHOPS.

- a.* Third joint of antennæ as long as second, eleventh not longer than ninth and tenth together; head with four punctures each side; length 3.5-4.5 mm. 703. *FUSCULUS*.

*aa.* Third joint of antennæ scarcely longer than half the second; eleventh longer than ninth and tenth together; head with three punctures each side; length 2.5 mm. 704. *pustio*.

703 (2096a). *HETEROTHOPS FUSCULUS* Lec., N. Sp. N. Amer. Col., I, 1863, 35.

Head black, elytra and abdomen reddish-piceous; thorax, legs and three basal joints of antennæ paler. Antennæ longer than head and thorax, the last joint obliquely truncate at tip. Thorax as wide as long, narrowed in front, sides nearly straight; base broadly curved. Elytra together slightly longer than wide, rather finely, not densely punctate. Abdomen more densely and finely punctate. Length 3-4.5 mm.

Wolf Lake, Lake County, March 15. Rare. Listed as a variety of *fumigatus*, but if the two are distinct the name *fuscus* has priority.

704 (2097). *HETEROTHOPS PUSTIO* Lec., New Sp. N. Amer. Col., I, 1863, 35.

Head black, shining; thorax piceous; elytra, abdomen and antennæ dark reddish-brown, pubescent; legs dull yellow. Antennæ not longer than head and thorax, eleventh joint as long as ninth and tenth united. Thorax as wide as long, narrowed in front, base broadly curved. Elytra slightly wider at base than thorax, rather finely and densely punctate; abdomen at base a little narrower than elytra, thence very feebly tapering to apex, very finely and densely punctate. Length 2.3-2.5 mm.

Throughout the State, common; especially so beneath the dead leaves surrounding old beech logs in dense lowland woods. April 17-November 28. The basal joints of antennæ and last segment of abdomen are usually pale.

## XXIX. *QUEDIUS* Steph. 1831. (L., "filth + to eat.")

Medium-sized black or brown, linear or spindle-shaped species, having the labrum either acutely notched at middle and hence bilobed, or entire and broadly curved or truncate in front; head marked each side with at least four punctures, one at base of antennæ, two above and one behind each eye; thorax usually narrowed in front, the disk with sides deflexed toward the front angles and in all species, except *ferox* and *vernix*, with a "dorsal row" of three coarse punctures each side of middle of apical half; often also a second row between these and the margin and other smaller ones along the apical and basal margins. Nineteen species are known from the United States, ten of which have been taken in Indiana.

### KEY TO INDIANA SPECIES OF *QUEDIUS*.

- a.* Tarsi above hairy; thorax with three discal punctures each side.
- b.* Labrum bilobed.
- c.* Hind tibiae with distinct spinules on the outer side; scutellum smooth.

*d.* Front of head without punctures.

*c.* Margin of thorax distinctly flattened; color reddish-brown.

705. SPELEUS.

*cc.* Margin of thorax not flattened; color wholly or in great part black or piceous.

*f.* Head broadly oval.

*g.* Second joint of antennæ shorter than third; length 7-11 mm.

706. FULGIDUS.

*gg.* Second joint as long as third; length 5-6 mm.

707. SUBLIMATUS.

*ff.* Head elongate, as long as thorax.

708. PEREGRINUS.

*dd.* Front of head with two punctures; elytra very irregularly punctured.

709. CAPUCINUS.

*cc.* Hind tibiae without spinules; form depressed; elytra without punctures.

710. LEVIGATUS.

*bb.* Labrum entire, either curved or truncate.

*h.* Labrum broadly curved; eyes moderate in size; length 7-12 mm.

711. MOLOCHINUS.

*hh.* Labrum truncate; eyes very large, prominent; length 5-6 mm.

712. HYPERBORÆUS.

*aa.* Tarsi above glabrous; thorax with two discal punctures each side.

*i.* Form slender; thorax with sides nearly parallel.

713. FERON.

*ii.* Form robust; thorax narrowed in front.

714. VERNIX.

705 (2099). *QUEDIUS SPELEUS* Horn, Trans. Amer. Ent. Soc., 1871, 332.

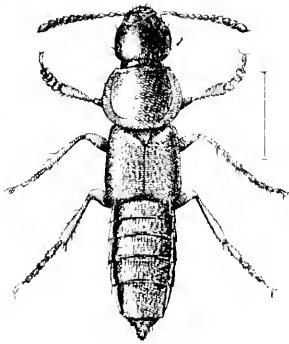


Fig. 157. (Original.)

Elongate, rather slender. Uniform pale reddish or chestnut brown, the elytra sometimes a little darker. Head oval, longer than wide; eyes small, slightly oblique. Antennæ reaching base of thorax, the second joint less than one-half the length of third. Thorax broader than long, slightly narrowed in front, sides feebly, base broadly curved; disk highly polished, with small punctures along the margins and base, in addition to the dorsal rows. Elytra narrower than thorax, together as wide as long; closely and rather coarsely and roughly punctate, sparsely pubescent. Abdomen narrower than elytra, parallel. Length 10-14 mm. (Fig. 157.)

Monroe, Lawrence and Crawford counties; frequent locally in caves. April 15-November 6. Occurs in decaying organic matter, usually the excrement of raccoons and other cave visiting vertebrates, or beneath stones in the vicinity thereof. Although Cope and Packard both refer to this as a "twilight species," all specimens taken were in total darkness, those in Wyandotte Cave being 1,000 feet from the mouth. As the temperature of the caves is very much the same the year round the beetle probably breeds at all seasons, as the larvæ were always found with the adults.

706 (2100). *QUEDIUS FULGIDUS* Fab., Mant. Ins., I, 220.

Moderately elongate. Color variable; usually with head and thorax black, elytra reddish-brown, antennae, legs and abdomen piceous or dark reddish-brown. Head oval, polished, with four punctures each side, the fourth behind the eye with a few smaller punctures around it. Antennae reaching the middle of thorax, joints 4-10 as wide as long. Thorax slightly wider than long, narrowed in front, sides feebly, base broadly curved; disk with the usual dorsal rows of three punctures, and others along margins of apex and base. Elytra as wide as thorax, together wider than long; surface rather finely, not densely punctate. Abdomen as wide as and more densely and finely punctured than elytra. Length 7-11 mm.

Marion, Putnam, Lawrence and Crawford counties; scarce, June 11-September 22. The specimens from the last two named counties were taken in caves and it has been recorded from caves in Virginia and Kentucky, though it also occurs above ground.

707 (2101). *QUEDIUS SUBLIMBATUS* Makl., Bull. Mosc., III, 1853, 190.

Elongate, slender. Black, shining; antennae and legs reddish-brown; elytra usually with the humeri and a narrow space at apex and along the suture paler. Head oval, with four punctures each side. Thorax wider than long; sides feebly, base more strongly curved; disk with the usual rows of dorsal punctures and a few very small ones along the margins. Elytra as wide as thorax, together longer than wide, rather coarsely, deeply and closely punctate, sparsely pubescent. Abdomen as wide as elytra, sparsely punctate and pubescent. Length 5-6 mm.

Steuben County; rare, June 17. Sifted from sphagnum moss in tamarack swamp. A member of the boreal fauna.

708 (2102). *QUEDIUS PEREGRINUS* Gray., Mon. Col. Micro., 1806, 53.

Elongate, slender, parallel. Piceous or dark reddish-brown; legs, antennae, and often the last two abdominal segments, paler. Head elongate-oval, much longer than wide. Antennae reaching middle of thorax, the second joint less than half the length of third. Thorax broader than long, narrower in front; sides feebly, base broadly curved; disk with the usual dorsal rows of three punctures. Elytra slightly narrower than thorax, a little longer than wide; rather coarsely, sparsely and shallowly punctate, sparsely pubescent. Abdomen a little narrower than elytra, with similar punctures. Length 6-9 mm.

Marion and Vigo counties; scarce, October 5-December 25. Occurs in fungi and beneath bark.

709 (2103). *QUEDIUS CAPUCINUS* Gray., Mon. Col. Micro., 1806, 40.

Elongate, rather slender. Black or piceous, shining; antennae, legs and sometimes the elytra dark reddish-brown. Head orbicular or slightly oval, with the usual four punctures, some smaller ones behind the eye and two on front between the eyes. Antennae reaching the middle of thorax, the second joint one-half the length of third. Thorax as in *peregrinus*, but

with a second row of two or three punctures each side of the dorsal rows. Elytra slightly narrower than thorax, together a little longer than wide; very sparsely, finely and irregularly punctate. Abdomen iridescent, rather closely but not coarsely punctate. Length 6-9 mm.

Throughout the State; scarce. March 16-July 16. Occurs in fleshy fungi in low, damp woods.

710 (2106). *QUEDIUS LEVIGATUS* Gyll., Ins. Suec., II, 1810, 306.

Elongate, subparallel. Black or piceous, shining; elytra and margins of the abdominal segments often reddish-brown. Head broadly oval, punctured as in *fulgidus*. Antennæ reaching middle of thorax, the third joint twice the length of second. Thorax slightly broader than long, not narrowed in front, sides nearly straight, base broadly curved; disk with a single row of dorsal punctures each side. Elytra as wide as thorax, together a little longer than wide, surface smooth. Abdomen slightly narrower than elytra, sparsely and finely punctured and pubescent. Length 5-9 mm.

Marion County; rare. April 6. Occurs beneath bark.

711 (2107). *QUEDIUS MOLOCHINUS* Grav., Mon. Col. Micro., 1806, 16.

Elongate, parallel. Head and thorax black, shining; remainder of body dark reddish-brown. Head oval, with a row of five or six punctures each side. Antennæ rather slender, reaching nearly to base of thorax, second joint one-third shorter than third. Thorax slightly wider than long, narrowed in front, sides nearly straight, base broadly curved; disk with the usual rows of dorsal punctures and two others each side, placed transversely. Scutellum punctured. Elytra slightly narrower than thorax, together a little wider than long, densely and rather coarsely punctured and clothed with brownish hair. Length 7-12 mm.

Kosciusko, Vigo and Orange counties; scarce. April 23-December 18.

712 (2108). *QUEDIUS HYPERBOREUS* Erichs., Gen. Spec. Staph., 1840, 547.

Rather short, robust. Piceous, shining; elytra brownish, often with a tinge of bronze; antennæ and legs pale. Head orbicular, strongly narrowed behind, smooth, except four punctures each side. Eyes very large, oval, longer than wide. Antennæ slender, reaching basal third of thorax, the second and third joints subequal. Thorax as wide as long, narrowed in front, punctured as in *molochinus*. Elytra as wide as thorax, together as wide as long, rather densely and finely punctate. Abdomen a little more coarsely and sparsely punctate. Male with sixth ventral triangularly notched and front femora strongly dilated. Length 5-6 mm.

Steuben County; rare. June 17. Sifted from sphagnum moss. A member of the boreal fauna.

713 (2114). *QUEDIUS FEROX* Lec., Proc. Amer. Phil. Soc., XVII, 1878, 388.

Elongate, slender. Black, strongly shining; antennæ and legs dark reddish-brown to piceous. Head orbicular, with the usual row of four coarse punctures and numerous smaller ones above and behind the eyes. Antennæ slender, reaching base of thorax, the third joint three times the length of



second. Thorax quadrangular, slightly longer than wide, sides nearly straight, base rounded, disk with only two punctures in the dorsal rows, a large one near side margin of apical half and a few on basal margin. Elytra slightly wider than thorax, together one-half longer than wide; disk with a median row of four or five punctures; deflexed portion of side margins densely punctate. Abdomen iridescent, rather coarsely and densely punctate. Length 8-11 mm.

Western half of State; frequent. April 1–November 24. Occurs beneath cover, especially in sandy places near water.

714 (2115). *QUEDIUS VEENIX* Lec., Proc. Amer. Phil. Soc., XVII, 1878, 389.

More robust. Uniform black, strongly shining. Head oval, with the usual coarse punctures, the small ones only behind and beneath the eyes. Thorax large, broader than long, narrower in front; sides moderately curved, base broadly rounded; disk punctate as in *ferox*, punctures of basal margin very small. Elytra as wide as thorax, together slightly wider than long, sutural striae deep; disk punctate as in *ferox*, those on the deflexed sides less numerous. Abdomen iridescent, sparsely punctate. Length 12-14 mm.

Western half of State, as far south as Vigo County; frequent, especially so along the margins of lakes. April 2–September 27.

#### Tribe II. STAPHYLININI.

Head without suture or raised line each side beneath the eyes. Antennae distant from each other at base, never elbowed, inserted on the front margin of the front, inside of the base of the mandibles; labrum always bilobed, thorax more or less convex, frequently densely punctured, with the side margins double, the inflexed portion between the two marginal lines smooth, variable in width; thoracic spiracles visible. The tribe embraces the largest species of the family. They live in decaying fungi, carrion, dung and decomposing organic matter in general.

The North American members of the tribe are at present distributed among 13 genera, seven of which are represented in Indiana.

#### KEY TO INDIANA GENERA OF STAPHYLININI.

- a.* Fourth joint of maxillary palpi shorter than third; size large, 10 or more mm.
  - b.* Thorax punctured, densely pubescent. XXX. *LISTOTROPIUS*.
  - bb.* Thorax smooth, pubescent only on front angles; middle coxæ widely separated. XXXI. *CREOPHILUS*.
- aa.* Fourth joint of maxillary palpi equal to or longer than third.
  - c.* Ligula emarginate; size larger, 11 or more mm.; form usually robust.
  - d.* Middle coxæ slightly separated; abdomen narrowed at tip; thorax punctured, pubescent. XXXII. *STAPHYLINUS*.

*dd.* Middle coxæ contiguous; abdomen very long, parallel.

XXXIII. *Ocypus*.

*cc.* Ligula entire; size usually smaller, rarely over 10 mm.; form more slender.

*c.* Femora spinous beneath; abdomen bicolored, head and thorax black.

XXXIV. *Belonuchus*.

*cc.* Femora unarmed; colors not as above; labial palpi slender.

*f.* First joint of hind tarsi as long as or longer than the fifth; last joint of maxillary palpi slender and needle-shaped.

XXXV. *Philonthus*.

*ff.* First joint of hind tarsi shorter than the fifth, joints 1-4, decreasing gradually in length; last joint of maxillary palpi elongate, conical.

XXXVI. *Actobus*.

### XXX. *Listotrophus* Perty. 1830.

Antennæ slender, reaching middle of thorax, not subelavate toward apex as in *Crocophilus*. Side marginal lines of thorax uniting in front. One of the two known species occurs in the State.

715 (2116). *LISTOTROPHUS CINGULATUS* Gray., Mon. Col. Micr., 1806, 166.

Elongate, robust. Dark brown or piceous, densely clothed with golden, grayish-brown and blackish pubescence, the black hairs forming irregular spots on head, thorax and abdomen; metasternum and tip of abdomen golden; antennæ dusky, the basal joints, tibiae and tarsi reddish-brown. Head as wide as or wider than thorax, densely punctate; eyes large. Thorax as wide as long, widest at apex, sides rounded into base; disk densely and finely punctate. Elytra slightly wider but not much longer than thorax, densely and finely granulate. Abdomen narrower than elytra, sparsely and coarsely punctate. Length 13-18 mm.

Throughout the State; frequent. May 6-September 12.

### XXXI. *Crocophilus* Mann. 1830. (Gr., "flesh + to love.")

Antennæ scarcely longer than head, the outer joints gradually broader, the terminal one longer but narrower than the tenth and emarginate at apex; side marginal lines of thorax not uniting in front, the outer one becoming obsolete one-third from the front angle.

716 (2119). *CROCFILUS VILLOSUS* Gray., Mon. Col. Micr., 1806, 160.

Elongate, robust. Black, shining; second and third, and sometimes the fourth abdominal segments in great part densely clothed with yellowish-gray hairs; a broad median, serrate cross-band on elytra composed of similar hairs. Thorax suborbicular, truncate in front, disk wholly smooth. Elytra one-third wider and one-half longer than thorax, finely and sparsely punctate. Abdomen as wide as elytra. Length 12-21 mm. (Fig. 158.)



Fig. 158. Natural size. (After Knobel.)

Throughout the State; frequent. April 6 July 19. Occurs on decaying fungi and carrion.

XXXII. STAPHYLINUS Linn. 1758. (Gr., "a kind of insect.")

Usually large, robust species, having the middle coxal cavities always separated, sometimes very narrowly, by the mesosternum; head as wide as or wider than thorax; abdomen more or less tapering; color brown or dull black. Of the 22 species listed from the United States the following are known from or probably occur in Indiana:

KEY TO INDIANA SPECIES OF STAPHYLINUS.

- a.* Head suborbicular, its hind angles rounded; sides of thorax behind the middle sinuate; scutellum pubescent, not velvety.
- b.* Constriction of neck not deeply impressed above; abdomen entirely black, its segments beneath densely punctured and with golden pubescence along their front margins. 717. *BADIPES.*
- bb.* Constriction of neck deep above and with golden pubescence; abdomen beneath very sparsely punctate. *ERYTHROPTERUS.*
- aa.* Head usually subtriangular, suddenly narrowed behind, its hind angles obtusely prominent; sides of thorax curved behind the middle, never sinuate; scutellum velvety.
- c.* Thorax densely and regularly punctured over the entire surface, except at times a smooth median line.
- d.* Front half of abdominal segments beneath densely and finely punctate and clothed with golden pubescence.
- c.* Abdominal segments above with golden pubescence at base and sides; elytra uniform reddish-brown. 718. *VULPINUS.*
- cc.* Abdominal segments above with double row of dark velvety spots at middle; elytra brown with elongate fuscous spots. 719. *MACULOSUS.*
- dd.* Front half of abdominal segments beneath not or but little more densely punctate than apical half and without golden pubescence.
- f.* Thorax subopaque, very densely punctate, the pubescence very evident.
- g.* Elytra brownish or piceous; tip of abdomen always paler.
- h.* Eyes normal; femora piceous; thorax without smooth median line. 720. *MYSTICUS.*
- hh.* Eyes large, two-thirds the length of head; femora pale yellowish above, piceous beneath. *FEMORATUS.*
- gg.* Elytra black, sometimes with golden spot; abdomen wholly black.
- i.* Abdomen above with a double row of small velvety spots; elytra entirely black, simply punctate. 721. *TOMENTOSUS.*
- ii.* Abdomen above without velvety spots; elytra usually with a large golden pubescent spot, roughly punctate. 722. *FOSSATOR.*

*ff.* Thorax shining, punctures distinctly separate, pubescence scarcely evident.

*j.* Upper surface brownish or piceous, not metallic.

*k.* Head, thorax and elytra pale reddish-brown.

723. CINNAMOPTERUS.

*kk.* Entire upper surface piceous.

724. COMES.

*jj.* Body above with more or less metallic lustre.

*l.* Legs entirely black; head, thorax and elytra violet.

725. VIOLACEUS.

*ll.* Legs bicolored; head, thorax and elytra bronzed.

VIRIDANUS.

*cc.* Thorax as wide as long, coarsely and irregularly punctured, with smooth spaces in front on each side and at middle near base; color decidedly bronzed.

EXULANS.

717 (2124). STAPHYLINUS BADIPIES Lec., N. Sp. N. Am. Col., I. 1863, 36.

Elongate, rather slender. Black or blackish-piceous; antennæ and legs reddish-brown. Head densely punctured; antennæ slightly longer than head. Thorax longer than wide, a little narrower than head; disk densely punctate with a smooth median line. Elytra together slightly wider than long, densely punctate, sparsely pubescent. Abdomen as wide as elytra, segments one to five above each with a small spot of golden pubescence at the middle of the front margin. Length 13–17 mm.

Lake County; rare. May 1–May 5. Taken from beneath cover on the beach of Lake Michigan near Pine; also near Hessville. A species of northern range.

*S. erythropterus* Linn., 13.5 mm. in length, piceous, with elytra and legs pale, has been taken at Detroit, Michigan, and probably occurs in the northern third of Indiana.

718 (2130). STAPHYLINUS VULPINUS Nordm., Symb. Mon. Staph., 1837, 53.

Elongate, robust. Head, elytra and legs uniform pale reddish-brown; thorax and antennæ darker brown; abdomen piceous, the last ventral segment reddish-brown. Antennæ slightly longer than head. Thorax as wide as head, as broad as long, sides nearly straight, base broadly curved, disk densely punctate, with a trace of a smooth median line behind the middle. Elytra slightly wider than thorax, as broad as long, very densely punctured, sparsely pubescent. Abdomen narrower than elytra, finely punctulate. Length 15–18 mm.

Throughout the State; scarce. April 1–September 25. Occurs beneath dead leaves and other cover, especially along the sandy margins of lakes and ponds.

719 \*(2131). STAPHYLINUS MACCLOSUS Gray., Mon. Col. Micr., 1806, 165.

Resembles *vulpinus* in form and structure. Color darker brown; elytra and upper surface of abdomen variegated with fuscous spots; base of antennæ, tibiae, tarsi and tip of abdomen pale; femora piceous, with edges paler. Length 18–25 mm. (Fig. 159, *a.*)

Throughout the State; frequent. April 28–December 18. Occurs in carrion, decaying fungi and dung. Hibernates beneath partly buried logs near a food supply.

720 (2132). *STAPHYLINUS MYSTICUS* Erichs., Gen. Spec. Staph., 1810, 326.

Moderately elongate, rather robust. Dark brown to piceous, subopaque; tibiae, tarsi, basal joints of antennae and tip of abdomen reddish-brown. Thorax not wider than head, slightly longer than wide, sides nearly straight, base broadly curved. Elytra a little wider than thorax, together as wide as long, densely punctate and clothed with brownish hairs. Abdomen as wide as elytra, above densely punctate, sparsely clothed with brownish and yellow hairs; segments two to six with a double row of small velvety spots. Length 16–20 mm.

Throughout the State; scarce. April 15–October 4. Occurs beneath cover in upland sandy woods.

*S. femoralis* Fab., a southern form, 15 mm. in length, has been taken by Dury near Cincinnati and probably occurs sparingly in southern Indiana.

721 \*(2135). *STAPHYLINUS TOMENTOSUS* Grav., Mon. Col. Micro., 1806, 161.

Resembles *mysticus* in form and structure. Color wholly uniform black, opaque; thorax, elytra and abdomen sparsely clothed with short, black (rarely brownish) pubescence. Antennae in both species reaching middle of thorax. Head and thorax in both very densely and regularly punctate, the punctures of head coarser than those of thorax. Length 14–16 mm.

Throughout the State; frequent. February 6–October 21. Occurs especially along the beaches of lakes, feeding on decaying fish; also on fungi.

722 (2136). *STAPHYLINUS FOSSATOR* Grav., Mon. Col. Micro., 1806, 164.

Elongate, rather robust. Black, subopaque; antennae and legs piceous; elytra usually with a large spot of golden pubescence on the outer apical angles. Head, antennae and thorax much as in *mysticus*, the punctures of head coarser; the thorax with a narrow, smooth median line on basal half. Elytra as wide as thorax, together as broad as long, densely and roughly punctate. Abdomen slightly narrower than elytra, sparsely pubescent, densely and finely punctate. Length 13–17 mm.

Putnam and Lawrence counties; rare. August 5–August 21. Occurs in decaying fleshy fungi.

723 \*(2138). *STAPHYLINUS CINNAMOPTERUS* Grav., Mon. Col. Micro., 1806, 164.

Elongate, rather slender. Head, thorax, elytra, tibiae, tarsi, apical margins of abdominal segments and entire last segment, brownish-red; antennae, under surface, femora and abdomen in great part piceous. Antennae a little longer than head, slightly paler toward the tip. Thorax as wide as

head, sides straight or feebly curved, base broadly curved; disk coarsely and rather closely punctate, with a narrow, entire smooth median line. Elytra slightly wider than thorax, densely punctulate, sparsely pubescent. Abdomen evidently narrower than elytra, slightly iridescent, more coarsely punctate beneath than above. Length 12-13.5 mm.

Throughout the State; common. February 22-December 8. Occurs on fungi and beneath bark; hibernates beneath logs, mullein leaves, etc. The specimens taken in Lake County by Wolcott along the beach of Lake Michigan average larger and have the femora wholly reddish-brown. They indicate a distinct race.

724 (2137). *STAPHYLINUS COMES* Lec., N. Sp. N. Amer. Col., 1, 1863, 36.

Resembles the preceding in form and size. Piceous, feebly shining; tibiae, tarsi and tip of abdomen pale. Head broader, more coarsely and confluent punctate and more pubescent than in *cinnamopterus*. Abdomen with an indistinct double row of velvety spots above and sometimes with a pale yellowish spot each side on segments one to five below. Otherwise as in the preceding. Length 11.5-12.5 mm. A member of the Austroriparian fauna.

Lake, Vigo and Posey counties; rare. April 19-June 9. Occurs beneath dung.

725 (2139). *STAPHYLINUS VIOLACEUS* Gray., Mon. Col. Micr., 1806, 132.

Elongate, rather slender. Black, shining; head, thorax and elytra dark violet blue to cupreous. Antennae piceous, slightly longer than head. Thorax as wide as head, as wide as long, sides feebly, base more broadly curved; disk coarsely and rather sparsely punctured and with a distinct, smooth median line. Elytra slightly wider than thorax, densely punctulate, sparsely pubescent. Abdomen narrower than elytra, iridescent, densely and finely punctate at base, more coarsely and sparsely toward apex. Length 12-14 mm.

Throughout the State; frequent. April 9-August 19. Occurs on fungi, at carrion and beneath bark and logs. The base of abdomen above is sparsely clothed with silver-gray pubescence which is plainly visible only in a side light.

*S. viridanus* Horn, 15-16 mm. in length, occurs from New England to Michigan and has been taken near Cincinnati. *S. erulans* Erichs., 11-14 mm. in length, is said to range from Canada to Georgia. Both species probably occur sparingly in the State.

XXXIII. *Oxyptus* Kirby, 1837. (Gr., "swift + foot.")

One elongate, parallel species, having the middle coxæ not separated by the mesosternum and the last joint of the labial palpi oval, dilated, occurs in the Eastern United States and Indiana.

726 (2141). *OCCYPUS ATER* Gray., Mon. Col. Micr., 1806, 166.

Black, shining; tibiae, tarsi and basal half of antennae piceous. Antennae slender, reaching middle of thorax. Head distinctly broader than long, finely and sparsely punctate. Thorax longer than broad, slightly narrower than head; sides nearly straight, rounded into base; disk finely and sparsely punctate. Elytra a little wider than thorax, together slightly longer than wide, finely and densely punctate, sparsely pubescent. Abdomen slightly narrower than elytra, above coarsely and rather closely punctate on basal half, more finely and sparsely toward apex. Length 15-17.5 mm. (Fig. 159, *b*.)

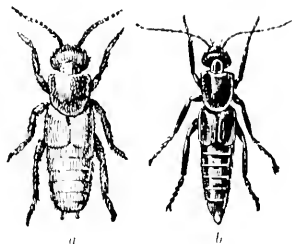


Fig. 159. (After Knobel.)

Vigo and Posey counties; rare. May 11–July 5. Occurs beneath stones and other cover near water.

XXXIV. *BELONUCHUS* Nordm., 1837. (Gr., “a dart + to have.”)

One small black and yellow species having the femora armed beneath with a row of fine, slender spines, occurs in the State.

727 (2146). *BELONUCHUS FORMOSUS* Gray., Mon. Col. Micr., 1806, 72.

Elongate, slender. Reddish-yellow; head, thorax and last two segments of abdomen black, shining. Antennae reaching middle of thorax, fuscous, the three basal joints piceous, apical one paler. Head slightly broader than thorax, coarsely and very sparsely punctate and with a lengthwise impression between the bases of antennae. Thorax slightly longer than wide, sides nearly straight, rounded into base; disk with a row of five deep punctures each side of middle, and with about six others between these and margins. Scutellum piceous, coarsely punctured. Elytra one-half wider and slightly longer than thorax, finely and sparsely punctate. Abdomen slightly narrower than elytra, sparsely pubescent, the dorsal segments punctured on their basal halves. Length 6.5–7.5 mm.

Southern half of State; common. April 17–November 10. Occurs at maple and other sap, in decaying fungi and carrion, and rarely on flowers.

XXXV. *PHILOSTIUS* Curt., 1830. (Gr., “a lover of dung.”)

A large group of small, slender beetles distinguished from allied genera only by the characters given in the generic key. The thorax, in the great majority of species, is marked on the middle of the disk with a double row of dorsal punctures, and the number of punctures in these rows is used in separating the genus into groups.

The puncture on the apical margin in front of each of these rows is not counted as belonging to the discal or dorsal row, but to the marginal series.

The males in most species have the front tarsi more or less dilated and rather pubescent beneath and the terminal ventral segment always more or less emarginate. For convenience the genus was divided by Horn into five groups, all of which are represented in Indiana.


KEY TO GROUPS OF THE GENUS PHILONTHUS.

- a.* Thorax with distinct and regular rows of dorsal punctures.
  - b.* Front tarsi more or less dilated and silken pubescent beneath.
    - c.* Three punctures in each dorsal row. Group A.
    - cc.* Four punctures in each dorsal row. Group B.
    - ccc.* Five punctures in each dorsal row. Group C.
  - bb.* Front tarsi filiform in both sexes and finely spinose beneath; dorsal rows of punctures regular but varying in number. Group D.
- aa.* Thorax irregularly punctured, no distinct dorsal rows; front tarsi dilated. Group E.

GROUP A.

In this group the front tarsi are dilated and the discal rows contain but three punctures each. The following species have been taken or should occur in the State:

KEY TO INDIANA SPECIES OF GROUP A.

- a.* Thorax not narrowed in front, as wide as long; larger, 6 or more mm.
  - b.* Elevated line at base of each of the first three dorsal segments of abdomen in the form of a brace, ; abdomen above coarsely punctured; last ventral of male with a triangular notch. 728. POLITUS.
  - bb.* Basal lines of dorsal segments straight.
    - c.* Black or piccons, elytra more or less bronzed.
      - d.* Elytra shining, closely punctured; thorax with a peculiar golden iridescence at base. SERICINUS.
      - dd.* Elytra rather sparsely and finely punctate; head oval, not wider than long; legs reddish-brown. 729. UMBRATILIS.
    - cc.* Bicolored; black, thorax and base of abdomen red. 730. LETULUS.
- aa.* Thorax narrowed in front; elevated line at base of dorsal segments straight.
  - c.* Elytra black, distinctly bronzed, roughly punctate. ASPER.
  - cc.* Elytra dark or dull yellow, not bronzed, simply punctate. 731. HEPATICUS.

728. (2119). *PHILONTHUS POLITUS* Linn., *Fam. Succ.*, 1746, 843.

Elongate, rather robust. Black, shining; elytra bronzed, sparsely pubescent. Antennæ piccons, reaching base of thorax, joints 5-10 broader



than long. Head feebly bronzed, sparsely punctate behind the eyes. Thorax slightly broader than long, sides sinuate behind the middle, then rounded into base. Elytra a little wider than thorax, together almost square; sparsely and rather finely punctured. Abdomen slightly narrower than elytra, rather coarsely and closely punctate above, more sparsely beneath; last ventral segment with a small triangular notch in male. Length 10-12.5 mm.

Vigo and Crawford counties; rare. April 17-June 27. Occurs in stable manure.

*P. scirivinus* Horn, 11 mm. in length, is known from Canada, Pennsylvania and Texas, and therefore should occur in Indiana.

729 (2156). *PHYLONTHUS UMBRATILIS* Grav., Micr., 1802, 170.

Rather slender, subfusiform. Black, moderately shining; elytra feebly bronzed, sparsely clothed with brownish hairs. Head subquadrate, punctured near the hind angles. Antennae piceous, slightly longer than head and thorax, joints 5 to 10 a little longer than wide. Thorax slightly longer than wide, sides nearly straight, dorsal punctures deep. Elytra wider than thorax, together nearly square, finely and rather closely punctate. Abdomen more finely and less densely punctate than elytra. Last ventral of male deeply notched. Length 7-8 mm.

Kosciusko County; rare. July 24. Taken from beneath rubbish on shores of Lake Wawasee. A boreal species which also occurs in Europe.

730 (2157). *PHYLONTHUS LETULUS* Say, Trans. Amer. Phil. Soc., IV, 1834, 449; *ibid.* II, 564.

Elongate, slender. Head, elytra and three apical segments of abdomen black; thorax, femora and three basal segments of abdomen dull red; tibiae and tarsi piceous. Thorax nearly square, narrower than head; sides sinuate behind middle, then rounded into base. Elytra slightly wider and one-third longer than thorax, sparsely and finely punctate, very sparsely pubescent. Abdomen coarsely and sparsely punctate. Length 6-9 mm.

Marion and Lawrence counties; scarce. April 18-September 12. Occurs in fungi.

*P. asper* Horn, 8.5 mm. in length, has been recorded from Cincinnati and very probably occurs in southern Indiana. It is found in the stems of mushrooms.

731 (2167). *PHYLONTHUS HEPATICUS* Erichs., Gen. Spec. Staph., 1840, 451.

Slender, subfusiform. Head black; thorax and elytra dark brown, the latter sometimes dull yellow; abdomen and under surface piceous. Antennae slender, reaching base of thorax, piceous, the two basal joints and legs pale yellowish. Head small, oval, narrower than thorax, with a very few coarse punctures, two of which are on the front between the eyes. Thorax longer than wide, sides nearly straight. Elytra wider than thorax.

finely but not densely punctured, sparsely clothed with yellowish hairs. Abdomen slightly narrower than elytra, more finely and densely punctate. Male with last ventral acutely and deeply notched. Length 4.5-5.5 mm.

Throughout the State; frequent. April 8-August 15. Occurs on fungi and beneath dead leaves and logs. The abdominal segments have their apical margins always paler.

#### GROUP B.

In this group the front tarsi are dilated and there are four punctures in each of the dorsal rows of thorax. The males are readily separated by the notch of the last ventral segment.

#### KEY TO INDIANA SPECIES OF GROUP B.

- a.* Front tarsi of males very broadly dilated, sometimes plate-like.  
*b.* Thorax oval, distinctly narrowed in front; elytra black or piceous, coarsely not closely punctured; length 6.5-8 mm. 732. UMBRINUS.  
*bb.* Thorax quadrangular, very little narrowed in front.  
*c.* Elytra clear red, very sparsely and rather finely punctate. 733. PALLIATUS.  
*cc.* Elytra black or piceous, at least moderately punctate.  
*d.* Black; last ventral of male with a rather deep, lengthwise impression extending nearly to its base. 734. QUADRICOLLIS.  
*dd.* Brownish or piceous; last ventral of male without a lengthwise impression; legs and basal joints of antennæ pale. 735. DEBILIS.  
*aa.* Front tarsi of males moderately dilated, sometimes very little wider than in the female.  
*c.* Larger, 5-7.5 mm.; antennæ slender, the outer joints longer than wide.  
*f.* Elytra rather densely punctured; abdomen very distinctly punctured. VARIANS.  
*ff.* Elytra sparsely punctured, slightly bronzed; abdomen very indistinctly punctured. 736. LONGICORNIS.  
*cc.* Smaller, not over 5 mm.; antennæ slender, outer joints quadrate.  
*g.* Thorax as wide as long; hindmost dorsal puncture distant from the third. DISCOIDEUS.  
*gg.* Thorax longer than wide; punctures equidistant. THERMARUM.

732 (2169). PHILONTHUS UMBRINUS Grav., Mon. Col. Micr., 1806, 169.

Moderately elongate, rather robust. Body black, strongly shining; legs piceous or dull brownish yellow. Antennæ reaching middle of thorax, joints 1-10 gradually shorter and wider than long. Head subquadrate, front with two pairs of punctures above each eye; hind angles sparsely punctate. Thorax convex, slightly longer than wide, the hindmost puncture somewhat distant from the third. Elytra slightly wider than thorax, sparsely clothed with brownish hairs. Abdomen iridescent, sparsely and rather coarsely punctate. Last ventral segment of male deeply notched, the margins of the notch grooved. Length 6.5-8 mm.

Vigo County; rare. July 1. Taken from decaying fleshy fungi.

733 (2171). *PHILONTHUS PALLIATUS* Grav., Mon. Col. Micr., 1806, 53.

Elongate, slender, parallel. Black, shining; elytra, legs and base of antennae dull reddish-yellow. Antennae piceous, not reaching base of thorax, joints 5-10 nearly square. Thorax slightly longer than wide, dorsal punctures large, deep and equidistant. Elytra scarcely wider and not longer than thorax, sparsely pubescent. Abdomen a little narrower than elytra, coarsely and sparsely punctate. Male with last ventral broadly and shallowly notched at apex. Length 6.65 mm.

Laporte, Starke and Putnam counties; rare. July 10-August 20. Occurs beneath cover near water.

734 (2175). *PHILONTHUS QUADRICOLLIS* Horn, Trans. Amer. Ent. Soc., XI, 1884, 194.

Elongate, slender, parallel. Black, shining; antennae and legs piceous, the former reaching base of thorax. Head with a few coarse punctures behind the eyes and two on middle of front. Thorax slightly wider than head, a little longer than wide. Elytra slightly wider than thorax, finely, not densely punctate; surface feebly bronzed, sparsely pubescent. Abdomen as wide as elytra, above sparsely and finely punctate at base, more densely toward apex. Length 5-7 mm.

Northern half of State, frequent; less so southward. May 8-September 17. Occurs in fungi.

735 (2177). *PHILONTHUS DEHLIS* Grav., Mon. Col. Micr., 1806, 35.

Elongate, slender. Brownish-piceous to nearly black; legs reddish-brown, the tibiae and tarsi darker; antennae piceous, reaching middle of thorax, the two basal joints paler. Thorax wider than head, not longer than wide. Elytra slightly wider than thorax, sparsely and rather finely punctate, feebly pubescent. Abdomen above finely and sparsely punctate, beneath more coarsely punctate, the margins of the segments paler; last ventral of male deeply notched, the margins of the notch grooved. Length 5-6 mm.

Lake, Starke and Kosciusko counties; rare. April 7-July 24.

736 (2179). *PHILONTHUS LONGICORNIS* Steph., Illus. Brit. Ent., V, 237.

Subfusiform, rather robust. Black, shining, sparsely pubescent. Head oval, hind angles punctured; antennae piceous, as long as head and thorax, joints 4 to 10 slightly longer than broad. Thorax oval, a little longer than wide, distinctly narrowed in front; sides nearly straight; dorsal punctures deep, the hind ones more distant. Elytra wider than thorax, slightly wider than long; rather densely and roughly punctate. Abdomen above finely and densely punctured, more so at the bases of the segments; iridescent and more densely punctate beneath. Length 6.75 mm.

Kosciusko County; rare. October 21. In the only specimen at hand the dorsal punctures of thorax are four on one side and five on the other.

*P. varians* Payk., 5–6.5 mm.; *P. discoideus* Grav., 4–5.5 mm., and *P. thermarum* Aubé, 3 mm. in length, all have a known distribution which should bring them within the limits of the Indiana fauna, but no one of them is represented in the collection at hand.

## GROUP C.

In this group the punctures of the dorsal rows of thorax are five in number and the front tarsi of males are rather widely dilated; those of females more narrowly dilated.

## KEY TO INDIANA SPECIES OF GROUP C.

- a.* Males with the last two ventral segments notched at apex; color variable; surface densely punctate; length 4.5–5.5 mm. ALUMNUS.
- aa.* Males with the last segment only notched.
- b.* Elytra red.
- c.* Thorax entirely red, distinctly narrowed in front, much wider than head and as broad as the base of elytra. 737. THORACICUS.
- cc.* Thorax black.
- d.* Thorax distinctly narrowed in front; body spindle-shaped. 738. FUSIFORMIS.
- dd.* Thorax scarcely narrowed in front; form parallel; legs and base of antennæ pale yellow. 739. FULVIPES.
- bb.* Elytra black or piceous.
- e.* Legs and antennæ wholly black; elytra black; length 10 mm. 740. SCHWARZI.
- cc.* Legs and base of antennæ paler; general color piceous.
- f.* Head oval, distinctly narrowed behind the eyes.
- g.* Elytra and abdomen opaque, very densely and finely punctured; antennæ rather short and stout; joints 5–10 broader than long; length 4.5–5 mm. 741. MICANS.
- gg.* Elytra more or less shining, neither densely nor finely punctate.
- h.* Antennæ slender, the joints all longer than wide; length 6.5–8 mm.
- i.* Basal joint of antennæ pale; abdomen not coarsely punctate. 742. LOMATUS.
- ii.* Antennæ entirely piceous; elytra more coarsely, abdomen more sparsely, punctate than in *lomatus*. CUNCTANS.
- hh.* Antennæ shorter, the outer joints not longer than wide; abdomen quite coarsely punctured; length 5 mm. ÆQUALIS.
- ff.* Head quadrate, not narrowed behind the eyes; abdomen finely punctulate; elytra brownish; length 5 mm. 743. BRUNNEUS.

737 (2184). *PHILOXERUS THORACICUS* Grav., Mon. Col. Micr., 1806, 170.

Slender, subfusiform. Piceous, shining; thorax and elytra dull red; legs and three basal joints of antennæ brownish yellow. Antennæ reaching beyond base of thorax, joints all longer than wide. Thorax described in key. Elytra together broader than long, not longer than thorax, rather

densely and finely punctured, sparsely pubescent. Abdomen as wide at base as elytra, thence tapering to apex, less densely and more coarsely punctured. Length 7.5-8 mm.

Throughout the State; scarce. April 22-August 12. Taken from beneath stones and logs.

738 (2185). *PHILONTHUS FUSIFORMIS* Melsh., Proc. Phil. Acad. Nat. Sci., II, 1844, 38.

Moderately elongate, fusiform. Head and thorax black, strongly shining; elytra dull red; antennae, under surface and abdomen piceous; legs brownish-yellow. Antennae reaching base of thorax, all the joints longer than wide, two basal ones paler. Thorax wider than head, not longer than wide. Elytra slightly wider than thorax, together a little longer than wide, rather coarsely and closely punctate, sparsely pubescent. Abdomen as wide at base as elytra, thence feebly tapering to apex, sparsely and coarsely punctate. Length 5-5.5 mm.

Lake and Putnam counties; rare. April 10-June 15.

739 (2186). *PHILONTHUS FULVIPES* Fab., Syst. Ent., I, 1785, 526.

Slender, parallel. Head, thorax and abdomen black, shining; elytra pale red; antennae and under surface piceous. Antennae reaching base of thorax, joints 5-10 as wide as long. Thorax slightly wider than head, a little longer than wide. Elytra slightly wider than thorax, together a little wider than long, rather sparsely and finely punctate. Abdomen as wide at base as elytra, sides almost parallel, surface rather coarsely and closely punctate. Length 6.5 mm.

Starke County; rare. April 26. Taken from beneath cover in sandy woodland pasture.

740 (2188). *PHILONTHUS SCHWARZI* Horn, Trans. Amer. Ent. Soc., XI, 1884, 201.

Robust, fusiform. Uniform black, shining. Antennae slightly longer than head and thorax, joints all longer than wide. Head small, orbicular, sparsely punctured behind the eyes. Thorax much wider than head, not longer than wide, narrower in front; dorsal punctures fine and equidistant. Elytra slightly wider than thorax, together a little wider than long, densely, finely and roughly punctate. Abdomen feebly iridescent, more coarsely and sparsely punctured than elytra. Length 9-10 mm.

Wolf Lake and Pine, Lake County; frequently locally. March 26-May 21. Taken by Wolcott from beneath cover on sandy beaches. One of our largest and most robust species of *Philonthus*. Recorded heretofore only from Massachusetts and Detroit, Michigan.

741 (2196). *PHILONTHUS MICANS* Grav., Mon. Col. Micr., 1806, 25.

Elongate, slender. Head piceous; elytra and abdomen brownish or piceous; legs dull yellow. Antennae reaching base of thorax, piceous, the basal joint paler. Thorax much wider than head, as broad as long, slightly

narrowed in front. Elytra very little wider than thorax, densely punctured, subopaque, finely pubescent. Abdomen parallel, slightly iridescent, densely and rather finely punctate. Length 4.5-5 mm.

Steuben, Vigo, Lawrence, Posey and Crawford counties; rare. April 22-October 7.

712 (2197). *PHILOXETHUS TOMATUS* Erichs., Gen. Spec. Staph., 1840, 182.

Moderately elongate, more robust than in *micans*. Head black, shining; thorax and elytra black or dark brown, bronzed; under surface and abdomen piceous, the margins of the ventral segments paler; legs dull yellow. Antennæ nearly half the length of body. Thorax oval, longer than wide, narrowed in front. Elytra not wider at base than thorax, together one-third longer than wide; rather closely and finely punctate. Abdomen more sparsely punctate and as wide at base as elytra, thence feebly but distinctly tapering to apex. Male with front tarsi rather broadly dilated and last ventral with a triangular notch. Length 6.5-8 mm.

Throughout the State; one of the most common of the Staphylinids. March 17-October 14. Occurs beneath cover, more commonly in low moist places.

*P. alumnus* Erichs. and *P. cunctans* Horn are species of southern range, which may perhaps be found in southern Indiana. *P. aqualis* is a member of the boreal fauna which may inhabit the northern counties of the State.

713 (2200). *PHILOXETHUS BRUNNEUS* Gray., Mon. Col. Micr., 1806, 172.

Short, rather robust. Dark chestnut-brown to piceous, shining; legs and basal joints of antennæ dull yellow; apical margins of ventral segments paler. Antennæ reaching middle of thorax, joints 4-10 as wide as long. Thorax slightly wider than head, longer than wide, feebly narrowed in front. Elytra very little wider than thorax, densely, finely and roughly punctate. Abdomen densely and finely punctate above, more sparsely and coarsely beneath. Apex of last ventral of male with a large oval notch. Length 5-5.5 mm.

Throughout the State; frequent. March 13--December 8. Occurs in fungi and beneath rubbish in damp woods; also at carrion.

#### GROUP D.

In this group the front tarsi in both sexes are not at all dilated and the under surface of the tarsal joints bears sparse, short, stiff hairs, while in the preceding groups the under surface is thickly clothed with silken hairs. The dorsal punctures are variable in number.

#### KEY TO INDIANA SPECIES OF GROUP D.

*a.* Dorsal punctures three.

*b.* Thorax wider than long; elytra metallic blue or green.

741. CYANIPENNIS.

- bb.* Thorax oval, as long or longer than wide, not or but slightly narrowed in front.
- c.* Species bicolored.
- d.* Blue black; thorax and base of abdomen reddish yellow. 745. *BLANDUS*,  
*QUEBECUS*.
- dd.* Picceous; elytra red, nearly smooth.
- cc.* Species not bicolored.
- e.* Entirely black, elytra bronzed; abdomen distinctly punctate.
- f.* Notch of last ventral of male oval. 746. *SORDIDUS*.
- ff.* Notch of last ventral triangular. *CEPHALOTES*.
- cc.* Picceous or fuscous yellow, head black; abdomen sparsely punctured beneath. *INQUETUS*.
- aa.* Dorsal punctures more than three.
- g.* Dorsal punctures four.
- b.* Thorax nearly square; length 5 mm. 747. *VENTRALIS*.
- hh.* Thorax longer than wide, its sides parallel; elytra black, as long or longer than thorax, nearly smooth at sides and base. *FALLACIOSUS*.
- gg.* Dorsal punctures five; thorax oblong, notably longer than wide.
- i.* Picceous or brownish.
- j.* Last ventral of male without a notch but with a channel extending the entire length of the segment. 748. *PARVUS*.
- jj.* Notch of last ventral distinct, broad, semicircular. 749. *MICROPTHALMUS*.
- ii.* Black, shining; notch of last ventral very feeble and with a long triangular smooth space. 750. *NIGRITULUS*.
- ggg.* Dorsal punctures seven or eight. 751. *MULTIPUNCTATUS*.

744 (2201). *PHILOXETHUS CYANIPENNIS* Fab., Ent. Syst., 1, 1785, 525.

Elongate, robust. Black, shining; elytra metallic blue; antennae and tarsi picceous. Head large, quadrate, as wide or wider than thorax, coarsely punctured behind the eyes. Thorax oval, slightly narrower in front. Elytra slightly wider than thorax, together broader than long, coarsely and rather densely punctate, sparsely pubescent. Abdomen iridescent, more coarsely and sparsely punctured than elytra. Length 12-15 mm.

Throughout the State; frequent. April 27-October 23. Occurs on fleshy fungi.

745 (2202). *PHILOXETHUS BLANDUS* Grav., Mon. Col. Micr., 1806, 72.

Elongate, slender. Head, elytra and apical half of abdomen black, shining, often with a bluish tinge; thorax, base of abdomen and legs reddish-yellow; antennae picceous. Head subquadrate, sparsely punctured behind the eyes. Thorax scarcely wider than head, sides sinuate near base. Elytra slightly wider than thorax, together one-fourth longer than wide, sparsely and finely punctate. Abdomen as wide as elytra, very sparsely punctate. Length 5-5.5 mm.

Throughout the State; scarce. May 11-October 31. Occurs in leathery fungi on beech and elm stumps.

*P. quadrimac* Horn, 6 mm. in length, was described from Detroit and Kansas and should, therefore, occur in Indiana.

716 (2204). *PHILOXETHUS SORDIDUS* Gray., Mon. Col. Micr., 1806, 176.

Elongate, slender. Black, shining; elytra bronzed; antennæ and legs piecous, the former shorter than head and thorax, joints 5-10 wider than long. Thorax not wider than head, slightly wider than long, not narrowed in front. Elytra a little wider than thorax, coarsely, roughly and sparsely punctate. Abdomen parallel, more finely and sparsely punctate than elytra, the ventral segments with their apical margins paler. Length 5.5-7.5 mm.

Marion County; scarce. April 12. Taken from beneath carrion.

*P. cephalotes* Gray., length 6-7.5 mm.; *P. inquietus* Erichs., length 5 mm., and *P. fallaciosus* Horn, length 4 mm., all have a range which denotes the possibility of their occurrence in Indiana.

717 (2209). *PHILOXETHUS VENTRALIS* Gray., Mon. Col. Micr., 1806, 174.

Rather short, robust. Head and thorax black, shining; elytra and abdomen piecous or dark brown; antennæ piecous, as long as head and thorax, joints 1-10 as wide as long, the two basal ones and legs dark reddish-brown. Thorax slightly wider than head, not narrowed in front; dorsal punctures deep, the fourth somewhat distant from third. Elytra slightly wider than thorax, rather finely not closely punctate. Abdomen sparsely and finely punctate. Notch of last ventral of male feeble. Length 5 mm.

Lake and Kosciusko counties; scarce. May 5-July 24.

718 (2216). *PHILOXETHUS PARVUS* Horn, Trans. Amer. Phil. Soc., XI, 1884, 214.

Elongate, slender. Piecous, feebly shining; elytra slightly bronzed; antennæ dusky, two basal joints and legs dull yellow. Antennæ as long as head and thorax, joints 6-10 as wide as long. Thorax oblong, not wider than head, longer than wide; sides nearly parallel; punctures equidistant. Elytra together distinctly longer than wide, slightly wider and about as long as thorax, rather finely and sparsely punctate. Abdomen slightly iridescent, the punctures finer than on elytra. Length 4.5 mm.

Marion, Putnam and Clark counties; scarce. April 4-October 17. The male is easily distinguished from the next by the entire groove of last ventral; the female has elytra longer, more sparsely punctate and evidently bronzed. Described from Arizona. Specimens were submitted to H. C. Fall for verification.

719 (2222). *PHILOXETHUS MICROPHthalmus* Horn, Trans. Amer. Ent. Soc., XI, 1884, 216.

Elongate, slender. Head and thorax black; elytra, abdomen, tibiae and tarsi piecous; femora dull yellow. Antennæ shorter than head and thorax, joints 5-10 as wide or wider than long. Thorax scarcely wider than head, sides nearly parallel; punctures equidistant. Elytra slightly



wider than thorax, together a little longer than wide; rather coarsely and sparsely punctate. Abdomen parallel, more finely punctate than elytra. Length 3.5-4.5 mm.

Throughout the State; scarce. April 21-November 28. Taken by sifting; also sometimes by heating low herbs.

750 (2221). *PHILONTHUS NIGRITULUS* Gray, *Micr.*, 1802, 11.

Elongate, slender. Black, shining; elytra often feebly bronzed; legs piceous or paler. Head oval, its sides parallel; hind angles sparsely punctate. Antennae piceous, as long as head and thorax, joints 7 to 10 not longer than wide. Thorax not wider than head, longer than wide; dorsal punctures equidistant. Elytra slightly wider and a little longer than thorax, sparsely and finely punctate. Abdomen sparsely and more finely punctured than elytra. Length 4.5-5 mm.

Starke County; scarce. May 18. Sifted from decaying sphagnum moss. A member of the boreal fauna.

751 (—). *PHILONTHUS MULTIPUNCTATUS* sp. nov.

Elongate, slender. Dark chestnut brown, feebly shining; antennae piceous, the two basal joints and legs reddish-brown. Antennae slightly longer than head and thorax, joints 5-10 as broad as long, 11th very little longer. Head subquadrate, longer than wide, sides parallel. Thorax very little wider than head, slightly longer than wide; dorsal punctures eight, the rows diverging toward base, the last puncture nearer the median line. Elytra slightly wider than thorax, together one-fourth longer than wide, rather finely, shallowly and sparsely punctate. Abdomen parallel, as wide as elytra, above finely and rather closely, beneath much more sparsely, punctate. Last ventral of male with a broad rounded median notch. Length 4-4.5 mm.

Lawrence County; rare. May 9. Taken from beneath decaying fleshy fungi.

#### GROUP E.

Medium or rather large species, 7 or more mm. in length, having the punctures of dorsal rows irregular or confused, or sometimes the entire thorax with numerous or even dense punctures. Last ventral of male always emarginate.

#### KEY TO INDIANA SPECIES OF GROUP E.

- a. Thorax longer than wide, either parallel or narrowed behind.
  - b. Thorax with very few punctures; head oval, nearly smooth, narrowed behind the eyes; length 8.5 mm. SERPENTINUS.
  - bb. Thorax with numerous coarse punctures; head transverse or quadrate, not narrowed behind; length 9-13 mm.
  - c. Head transverse, wider than long.
    - d. Antennae head like; elytra red; abdomen brown.

*dd.* Antennæ of normal form; tip of abdomen reddish.

753. APICALIS.

*cc.* Head quadrate, punctured beneath; legs pale yellow; length 7.5 mm.

VIRIDANUS.

*aa.* THORAX oval, as wide as long, distinctly narrowed in front.

*c.* Thorax densely punctured, a narrow median space only smooth; legs pale yellow; length 9.5 mm.

CONFERTUS.

*cc.* Thorax coarsely and sparsely punctured; legs piceous; last ventral of male feebly emarginate; length 7.5-9.5 mm. 754. AURULENTUS.

*P. serpentinus* Horn, reddish-brown, head and thorax black, was described from a specimen taken in Kentucky, near Cincinnati. It doubtless occurs in southern Indiana.

752 \*(2228). PHILONTHUS BALTIMORENSIS Grav., Mon. Col. Micr., 1806, 163.

Elongate, robust. Head and thorax black; elytra dull red; legs piceous, the tarsi paler. Antennæ reaching middle of thorax, piceous, the apical joint pale. Thorax scarcely as wide as head, slightly longer than wide, distinctly narrowed behind the middle, sparsely and irregularly punctate, smooth at middle. Elytra wider than thorax, its surface, as well as that of abdomen, rather coarsely, not densely punctate. Length 10-13 mm.

Throughout the State; scarce. March 18-December 10. Hibernates beneath logs and rubbish in fence rows.

753 (2229). PHILONTHUS APICALIS Say, Trans. Amer. Phil. Soc., IV, 1834, 451; *ibid.* II, 566.

Elongate, rather robust. Black, shining; tarsi, terminal joint of antennæ and last three segments of abdomen reddish-brown. Antennæ reaching middle of thorax, joints 6-10 as wide as long. Thorax slightly narrower than head, a little longer than wide, feebly narrowed behind, punctate as in *baltimorensis*. Elytra wider than thorax, together one-third longer than wide; surface as well as that of abdomen, coarsely and sparsely punctate. Length 9-11 mm.

Lake, Marion and Putnam counties; rare. May 3-October 31. Occurs beneath logs on damp wooded hillsides.

*P. viridanus* Horn, occurring "from the Middle States westward to Missouri," and *P. confertus* Lee., known from Canada, Iowa, Illinois, and Kansas, probably occur in Indiana but are not represented in the collections.

754 (2234). PHILONTHUS AURULENTUS Horn, Trans. Amer. Ent. Soc., XI, 1881, 222.

Elongate, robust. Black, feebly bronzed or iridescent. Antennæ piceous, slightly longer than head and thorax, joints 8-10 wider than long. Head subquadrate, coarsely punctate at sides, smooth at middle. Thorax as wide as long, smooth at middle, coarsely and rather evenly punctate at sides. Elytra slightly wider than thorax, together a little longer than wide,

densely and rather finely punctate. Abdomen sparsely and finely punctate above, more distinctly beneath. Length 8.95 mm.

One in Wolecott collection from beach of Lake Michigan near Pine, Lake County, June 6. Known from Michigan, Kentucky and the northwest.

XXXVI. *Actobius* Fauvel, 1875. (Gr., "shore + live.")

Small, slender, sparsely pubescent species having the last joint of maxillary palpi conical, acute and longer than the next to last joint; the first joint of hind tarsi equal to or shorter than fifth. The males have the front tarsi more or less dilated and the last ventral emarginate, often feebly so. Twenty-three species are listed from the United States. Of these the following have been taken or probably occur in Indiana:

KEY TO INDIANA SPECIES OF *ACTOBIUS*.

- a.* Upper surface black or piceous.
- b.* Elytra very densely punctured and opaque.
- c.* Head opaque, very finely and densely punctured both above and below. 755. *CINERASCENS*.
- cc.* Head more or less shining, punctures above coarse and much less dense.
- d.* Thorax oval, very little longer than wide.
- c.* Elytra longer than thorax, the latter not narrower behind. 756. *NANUS*.
- cc.* Elytra not longer than thorax, the latter very plainly narrowed behind. 757. *INUTILIS*.
- dd.* Thorax oblong, much longer than wide; elytra depressed, parallel, longer than thorax. 757. *FRATERCULUS*.
- bb.* Elytra more or less shining, their punctures distinct.
- f.* Thorax oblong, narrower behind, its punctures numerous, irregularly placed; elytra distinctly longer than thorax, paler at tips, the punctures sparse and rather coarse. 758. *SOBRINUS*.
- ff.* Thorax more or less oval, not narrowed behind, the punctures fewer and arranged in three irregular rows each side.
- g.* Elytra finely and rather densely punctured; larger, 5.6 mm.; piceous, the legs pale.
- h.* Elytra very densely punctured; front tarsi of male very broadly dilated. 759. *PATELLA*.
- hh.* Elytra shining, less densely punctured; front tarsi of male much less dilated. 759. *LOXATUS*.
- gg.* Elytra coarsely punctured; smaller, not over 3.5 mm.; antennae and legs pale. 760. *PARCUS*.
- aa.* Bicolored species; thorax and legs always yellow.
- i.* Abdomen above and beneath rather densely punctured, feebly or not at all shining.

- j. Apex of elytra with narrow pale border. 761. PADERODES.  
 k. Elytra uniform in color, more elongate. 762. COCOSTS.  
 n. Abdomen very sparsely punctured, more strongly shining; head and  
 thorax with numerous punctures.  
 l. Metathorax nearly black; elytra widely dull yellow at tips.  
 lll. Metathorax reddish; elytra narrowly bordered with paler at tips.

TERMINALIS.

UMBRIPEXNIS.

755 (22751). *ACTOBUS CINERASCENS* Grav., Mon. Col. Micr., 1806, 49.

Elongate, slender. Head and thorax black; elytra and abdomen piecous, opaque; legs dusky yellow, the tibiæ and tarsi darker; antennæ brownish, paler at base and tip, shorter than head and thorax, the joints all longer than wide. Thorax not wider than head, very little longer than wide, sides sinuate; disk rather closely and coarsely punctate, with a narrow smooth space at middle. Elytra slightly broader than thorax, together one-third longer than wide; surface, as well as that of abdomen, densely and finely punctate. Length 4.5 mm.

Marshall and Putnam counties; frequent. April 17–October 17. Taken by sifting damp vegetable debris.

756 (22365). *ACTOBUS VAVUS* Horn, Trans. Amer. Ent. Soc., XI, 1884, 225.

Elongate, slender. Head and thorax black, shining; elytra and abdomen piecous, subopaque; antennæ and legs dusky yellow. Head coarsely and sparsely punctate above, more finely and closely beneath. Thorax not wider than head, sides sinuate; disk sparsely and coarsely punctate on sides, with a broad median smooth space. Elytra slightly wider and one-third longer than thorax; surface, as well as that of abdomen, densely and finely punctate. Length 4.5 mm.

Steuben and Posey counties; rare. April 21–May 25. Taken by sifting. Shorter and slightly stouter than *cinerascens*, with the head and thorax much more coarsely and sparsely punctate.

757 (22385). *ACTOBUS FRATERCULUS* Horn, Trans. Amer. Ent. Soc., XI, 1884, 226.

Elongate, very slender, parallel. Head and thorax black, shining; elytra and abdomen brownish-piecous, subopaque; antennæ and legs pale brown, the former shorter than head and thorax, joints 8–10 as long as wide. Head subquadrate, sparsely and coarsely punctured above, more densely beneath. Thorax not wider than head, one-third longer than wide, very little narrowed behind; disk coarsely and sparsely punctate, with a rather broad, median smooth space. Elytra slightly wider and one-third longer than thorax; surface, as well as that of abdomen, rather finely and densely punctate. Length 3.5 mm.

Marion County; rare. May 30. Taken from beneath bark of butternut.

758 (2243). *ACTOBUS SOBRIUS* Erichs., Gen. Spec. Staph., 1810, 512.

Elongate, slender. Head and thorax black; elytra and abdomen piecous, shining; antennae brownish, joints 7-10 as wide as long, the two basal ones and legs pale yellow. Head quadrate, coarsely and rather sparsely punctate on sides and beneath. Thorax not wider than head, coarsely and rather closely punctate except at middle. Elytra described in key. Abdomen sparsely punctate, the segments paler at tip, the first four dorsal ones deeply, transversely impressed at base. Length 4.5-5.5 mm.

Throughout the State; frequent. April 9-October 17. Occurs beneath dead leaves and bark.

759 (2246). *ACTOBUS LOXATUS* Horn, Trans. Amer. Ent. Soc., XI, 1881, 229.

Elongate, broader than in the preceding forms. Head, thorax and elytra black, shining; abdomen and legs piecous, the tarsi paler; antennae brownish, shorter than head and thorax, the joints longer than wide. Head subquadrate, with a few coarse punctures along the sides. Thorax not wider than head, nearly as wide as long, punctures coarse, sparse. Elytra wider and slightly longer than thorax, together longer than wide. Abdomen subopaque, rather densely and finely punctate; the second and third dorsal segments shallowly impressed at base. Length 5-5.5 mm.

Putnam and Posey counties; frequent. April 22-October 17. Sifted from beneath damp vegetable debris.

760 (2249). *ACTOBUS PARVUS* Horn, Trans. Amer. Ent. Soc., XI, 1884, 234.

Slender, subfusiform. Black, shining; elytra and abdomen with a piecous tinge; legs dull yellow, the tarsi dusky; antennae brownish, reaching middle of thorax; terminal joints paler, all as wide as long. Head oval, sparsely and coarsely punctate on sides and beneath. Thorax slightly wider than head, very little longer than wide; the punctures each side of the median smooth space arranged in a regular row of seven. Elytra a little wider and longer than thorax, sparsely and coarsely punctate. Abdomen more finely punctate, the second and third dorsal segments narrowly transversely impressed at base. Length 3.5 mm.

Kosciusko, Starke and Putnam counties; frequent. April 17-October 17. Taken by sifting.

761 (2251). *ACTOBUS FEDEROIDES* Lec., N. Sp. N. Amer. Col., I, 1863, 38.

Elongate, slender. Head, meso- and metasterna and tip of abdomen black; thorax, base of abdomen and legs yellow; elytra black with a bluish tinge, the tips paler; antennae piecous, three basal joints paler, joints 6-10 as wide as long. Head very coarsely punctate, smooth at middle. Thorax oblong, not wider than head, slightly narrower near base; sides distinctly sinuate; disk coarsely and rather sparsely punctate with a narrow median smooth space. Elytra rather coarsely, not densely punctate. Length 3.5-4.5 mm.

Throughout the State; scarce. May 19-September 4. Occurs beneath rubbish along the margins of ponds and streams.

762 (2252). *ACTONIS JOCOSUS* Horn, Trans. Amer. Ent. Soc., XI, 1884, 232.

Elongate, slender, parallel. Color of preceding except that the elytra are wholly black, and the antennæ brown, paler at base. Thorax oblong, slightly narrowed behind, sides almost straight, punctate as in *paderoides*; elytra much longer and more coarsely punctured than there, one-half longer than wide. Length 4.5 mm.

Lake County; rare. June 15. Taken from beneath the prickly-pear cactus.

*A. inutilis* Horn, 3.5–4 mm.; *A. patella* Horn, 5 mm.; *A. terminalis* Lec., 4.5 mm., and *A. umbripennis* Lec., 3.5 mm. in length; all have a known range which might include Indiana in their distribution, but no one of them has as yet been noted within the State.

#### Tribe III. XANTHOLININI.

Very slender, small or medium-sized species, having the head usually equal in width to thorax and narrowed behind into a small neck; antennæ elbowed, inserted close together near the middle of the front margin of the front; thorax long and rectangular with rows of punctures of which the outer ones are curved, its side margins double and thoracic spiracles visible. Of the seven genera comprising the tribe, four are represented in Indiana.

#### KEY TO INDIANA GENERA OF XANTHOLININI.

- a.* Antennæ strongly elbowed; edges of elytra overlapping at suture; middle coxæ widely separated.
- b.* Last joint of maxillary palpi long, not awl-shaped. XXXVII. XANTHOLINUS.
- bb.* Last joint of maxillary palpi short, awl-shaped.
- c.* Front tarsi broadly dilated; head densely strigose-punctate. XXXVIII. LEPTOLINUS.
- cc.* Front tarsi not dilated. XXXIX. LEPTACINUS.
- aa.* Antennæ feebly elbowed; elytra not overlapping at suture, the sutural stria deep; thorax narrowed in front. XL. DIOLINUS.

#### XXXVII. XANTHOLINUS Serv. 1825. (Gr., "yellow.")

This genus, sufficiently characterized above, is represented in the State by nine known species, while one other may occur.

#### KEY TO INDIANA SPECIES OF XANTHOLINUS.

- a.* Upper (outer) marginal line of thorax bent downward and united with the lower one at middle; thorax with dorsal rows of five or six fine punctures. 763. CEPHALUS.
- aa.* Upper marginal line of thorax separate from the lower one nearly to apex, not bent downward in front.

*b.* Punctures in dorsal rows of thorax four to six in number.

*c.* Color in great part black or piceous.

*d.* Thorax and elytra black, legs dark reddish-brown. 764. *LINEARIS*.

*dd.* Thorax and legs reddish-yellow; form very slender.

764. *LINEARIS*.

*cc.* Color mostly pale; head usually black or piceous.

*c.* Abdomen wholly pale; punctures of head distinct, coarse and sparse.

*f.* Dorsal rows of thoracic punctures extending but little behind the middle; form more robust; length 5.5 6 mm.

765. *EMMESUS*.

*ff.* Dorsal rows of punctures extending nearly to base; form very slender; length 4.5 5 mm.

766. *FUSCICEPS*.

*cc.* Last two segments of abdomen black; punctures of head very minute and indistinct; length 7 7.5 mm.

767. *INDIANENSIS*.

*bb.* Punctures in dorsal rows of thorax 8 to 12 in number.

*g.* Piceous black, thorax not paler.

*h.* Head beneath feebly punctured, above very sparsely and coarsely punctured on the sides; elytra dark red.

768. *GULARIS*.

*hh.* Head beneath coarsely and deeply punctured; elytra piceous, legs dull brownish-yellow.

769. *OBSCURUS*.

*gg.* Brownish-yellow, head darker; gular sutures deep.

*i.* Head very sparsely punctate; body moderately robust.

770. *HAMATUS*.

*ii.* Head more closely punctate, especially on sides; body very slender.

771. *PUSILLUS*.

\*763 (2268). *XANTHOLINUS CEPHALUS* Say, Trans. Amer. Phil. Soc., IV, 1834, 452; *ibid.* II, 567.

Elongate, slender. Black, shining; elytra and legs reddish-yellow; antennae and under surface dark reddish-brown to piceous. Head longer than wide, sparsely and coarsely punctured above, more finely punctured and alutaceous beneath. Thorax one-half longer than wide, as wide as head in front, gradually narrowed to base. Elytra as long as and scarcely wider than thorax, coarsely, shallowly and sparsely punctured. Abdomen finely and very sparsely punctate. Length 6.5 7.5 mm.

Vigo and Posey counties; rare. October 7–December 25. Occurs beneath bark and rubbish.

*X. obsidianus* Melsh., 6.5 mm. in length, occurs in Pennsylvania and Iowa, and probably inhabits Indiana.

764 (—). *XANTHOLINUS LINEARIS* sp. nov.

Linear. Head black, shining; thorax, legs and three basal joints of antennae reddish-yellow; elytra reddish-brown, the margins and epipleura pale yellow; abdomen piceous. Antennae stout, but slightly longer than head, pale brown. Head alutaceous, as long as and wider than thorax, coarsely and evenly punctate on sides and base above, sparsely and more

finely punctate beneath. Thorax one-half longer than wide, gradually but feebly narrowed from apex to base, the dorsal rows with five or six coarse punctures. Elytra scarcely wider and a little shorter than thorax, coarsely and sparsely punctate, the punctures in somewhat irregular rows. Abdominal segments finely and sparsely punctate at base, both above and beneath. Length 5.5 mm.

Putnam County; rare. April 24. Taken by sifting. Liebeck compared this with the specimens in the Horn collection and stated that it was a species near *temporalis* Horn. That species was described from Florida, has the thorax black, the elytra piceo-testaceous at sides and tip and the inner frontal groove long and deep.

#765 (2271). *NANTHOLINUS EMMESUS* Grav., Mon. Col. Mier., 1806, 176.

Elongate, slender. Head black or piceous, rarely pale; thorax, elytra and legs pale reddish-brown, strongly shining; abdomen usually reddish-fuscous; antennæ slightly longer than head, brownish, paler at base. Head a little wider and as long as thorax, sparsely and coarsely punctate above and beneath. Thorax one-third longer than wide, feebly narrowing from apex to base, the dorsal rows with four or five, the rows on sides with five or six, rather fine punctures. Elytra about as long and wide as thorax, each with three rows of rather coarse punctures, the sutural row irregular. Abdomen very finely and sparsely punctate. Length 5.5-6 mm.

Throughout the State, frequent in the southern counties; much less so northward. January 6-June 27. Occurs beneath bark and logs. When disturbed they and other members of the genus roll themselves into a coil and feign death. In one slender-bodied example from Lake County, the head is concolorous with the remainder of the body.

766 (2271a). *NANTHOLINUS FUSCICERS* Lec., Trans. Amer. Ent. Soc., VIII, 1880, 173.

Smaller and distinctly more slender than *emmesus*; elytra more or less fuscous, both they and abdomen darker than thorax. Punctures of dorsal rows usually six. Length 4.5 mm.

Putnam and Posey counties; scarce. April 21-April 22. Occurs in the Middle, Southern and Western States.

767 (---). *NANTHOLINUS INDIANENSIS* sp. nov.

Elongate, rather robust. Head and last two segments of abdomen black, shining; scutellum piceous; remainder of body pale reddish-brown. Head one-half longer than wide, sides feebly curved, upper surface almost smooth at middle, sides and under surface minutely and sparsely punctate; antennæ darker than thorax, stout, slightly longer than head. Thorax nearly one-half longer than wide, sides almost straight, dorsal rows with six, rows on sides with five or six, minute punctures. Elytra as long as



thorax, finely and sparsely punctate, the punctures nowhere in regular rows. Abdomen slightly narrower at base than elytra, thence feebly widening to fifth segment, finely and sparsely punctate, minutely pubescent. Length 7-7.5 mm.

Porter County; rare. May 21. Larger and more robust than *cinneus* and very distinct in color of abdomen and punctuation of head.

768 (2275). *XANTHOLINUS GULARIS* Lec., Trans. Amer. Ent. Soc., VIII, 1880, 173.

Elongate, slender. Head, thorax and abdomen black or piceous; antennae, legs and elytra dull red. Thorax elongate-oblong, feebly narrowed from apex to base; dorsal rows with nine to ten punctures and about the same number in the rows on sides. Elytra one-third longer than thorax, sparsely, finely and irregularly punctured. Abdomen finely and sparsely punctured above, more coarsely beneath, the tip reddish-brown. Length 6.5-7.5 mm.

Lake and Kosciusko counties; rare. July 23-July 24. Occurs beneath bark, especially that of pine. A member of the boreal fauna.

769 (2276). *XANTHOLINUS OBSCURUS* Erichs., Gen. Spec. Staph., 1840, 330.

Elongate, slender. Head, thorax and abdomen piceous, shining; legs and tip of abdomen dull yellow; antennae and elytra fuscous-brown, the former one-half longer than head, the second and third joints equal. Head oblong, as wide and about as long as thorax, subaceous, coarsely and evenly punctate on sides and base. Thorax oblong, feebly narrowed from apex to base; dorsal rows of ten to twelve punctures, the sides with about fourteen, irregularly placed. Elytra a little wider and longer than thorax, each with about four irregular rows of rather coarse punctures. Abdomen finely and sparsely punctate. Length 6-6.5 mm.

Lake, Putnam, Vigo and Franklin counties; frequent in Lake, rare in the others. March 26-October 17. Occurs beneath bark and rubbish in sandy localities.

770 (2279). *XANTHOLINUS HAMATUS* Say, Trans. Amer. Phil. Soc., IV, 1834, 453; *ibid.* II, 568.

Elongate, slender. Head black, shining; abdomen brownish-piceous; thorax piceous or reddish-brown; antennae, elytra and legs pale reddish-yellow. Head shorter, more convex and much more sparsely and finely punctate than in *obscurus*. Thorax one-third longer than wide, not narrowed behind, sides parallel; dorsal rows of ten to twelve fine punctures, a short row of four or five and the sides with eight to ten, irregularly placed, with others near the apical angles. Elytra one-third longer and slightly wider than thorax, each with four or five rows of fine, sparse punctures. Abdomen finely, sparsely punctured, the hind margins of the segments paler. Length 5.5-6 mm.

Southern half of State; scarce. April 22–June 2. Taken by sifting or by beating low herbs.

771 (2278). *NANHOLINUS PUSILLUS* Sachse., Stell. Ent. Zeit., 1852, 124.

Elongate, very slender, parallel. Head black; abdomen and under surface piceous; thorax, elytra and legs reddish brown. Head but little longer than wide; coarsely and rather closely punctate on the sides above, more finely and sparsely beneath. Thorax one-half longer than wide, slightly narrower than head, sides almost straight; dorsal rows with about eight rather fine punctures, the ones on sides with five or six. Elytra slightly wider and one-fourth longer than thorax, each with two discal rows of rather fine punctures and numerous confused ones near the suture. Abdomen finely and sparsely punctate. Length 4–5.5 mm.

Putnam County; rare. April 22.

XXXVIII. *LEPTOLINUS* Kraatz. 1857. (Gr., "slender.")

Very slender species having the third joint of maxillary palpi swollen and obconical, the last joint very small and awl-shaped. One of the two species occurs in the State.

772 (2282). *LEPTOLINUS RUBRIPENNIS* Lec., Trans. Amer. Ent. Soc., VIII, 1880, 171.

Elongate, slender. Head, thorax and abdomen brownish-black, subopaque; antennæ, legs and elytra dull red, the latter dusky about the scutellum. Head nearly twice as long as wide, finely and densely strigose-punctate; antennæ reaching middle of thorax, the outer joints nearly twice as wide as long. Thorax as long as and a little narrower than head, finely and densely punctate, with a narrow, smooth median line. Elytra slightly wider and more sparsely and finely punctured than thorax. Abdomen very finely and densely punctate, wider at apex than base, the tip paler. Male with last ventral acutely notched and grooved lengthwise. Length 6–6.5 mm.

Lake, Posey and Dubois counties; rare. April 19–May 28. Sifted from woody debris. Easily known by the dense sculpture of head and thorax.

XXXIX. *LEPTACINUS* Erichs. 1837. (Gr., "slender.")

Elongate slender species having the last joint of palpi awl-shaped; middle coxæ widely separated; front tarsi not dilated. Of the twelve species known from North America, the following have been taken or perhaps occur in Indiana:

KEY TO INDIANA SPECIES OF *LEPTACINUS*.

*a.* Fourth joint of maxillary palpi slender, scarcely shorter than third; outer side margin of thorax acute in front of middle, not united with the lower or inner line.

773. *FLAVIPES*.

*aa.* Fourth joint of maxillary palpi very small; outer margin of thorax not acute in front of middle.

*b.* Thorax elongate oval, the sides rounded into base and apex.

774. LONGICOLLIS.

*bb.* Thorax with distinct angles.

*c.* Punctures of thorax confused, and confined to the sides; reddish brown, elytra piceous with sides and tips yellowish.

775. RUFICOLLIS.

*cc.* Punctures of thorax in dorsal rows; color piceous or black.

*d.* Punctures of dorsal rows 8-10 in number; legs pale.

NIGRITULUS.

*dd.* Punctures of dorsal rows 12-11 in number; legs dark.

SERIATUS.

773 (2284). LEPTACINUS FLAVIPES Lec., N. Sp. N. A. Col., 1, 1863, 41.

Elongate, slender. Head and abdomen blackish-piceous, shining; thorax and elytra dark reddish-brown; antennae brown, paler at base; legs reddish-yellow. Head longer than wide, with rather dense elongate punctures on sides and base. Thorax oblong-oval, rather sparsely, evenly and finely punctate on the sides, smooth at middle, the dorsal rows with 12-16 punctures. Elytra as wide and long as thorax, sparsely and finely punctate. Abdomen finely and rather densely punctate. Length 4-4.5 mm.

Putnam County; frequent locally. March 20-April 22. Sifted from vegetable debris.

774 (2287). LEPTACINUS LONGICOLLIS Lec., N. Sp. N. Amer. Col., 1, 1863, 41.

Elongate, very slender. Dark reddish-brown to piceous, shining, sparsely clothed with erect hairs; legs and base of antennae paler. Head one-half longer than wide, its surface, as well as that of thorax and elytra, finely and sparsely punctate. Thorax one-half longer than wide, but feebly narrowed behind, disk with a smooth space at middle. Elytra slightly wider and distinctly shorter than thorax. Abdomen slightly narrower at base than elytra, thence gradually broadening, the fifth dorsal distinctly wider than first; surface finely and rather closely punctate. Length 3-3.3 mm.

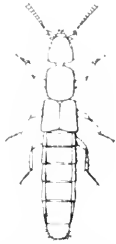
Clark County; rare. May 6. Occurs beneath stones, often in ants' nests.

775 (2290). LEPTACINUS RUFICOLLIS Lec., N. Sp. N. Amer. Col., 1, 1863, 42.

Elongate, slender. Head and abdomen piceous; antennae, thorax and legs pale reddish-brown. Head longer than wide, alutaceous, coarsely and evenly punctate. Thorax one-third longer than wide, with a broad, smooth space at middle. Elytra with four or five somewhat irregular rows of fine punctures. Abdomen very slightly widening from base to apex, finely and sparsely punctate. Length 4-4.5 mm.

Putnam County; rare. April 22. Probably occurs sparingly throughout the southern half of State.

*L. nigrutilus* Lec., 3.5 mm., and *L. seriatus* Lec., 4.8 mm. in length, were both described from Detroit and Canada, and probably occur in the northern third of Indiana.

XL. *Diachus* Erichs. 1840. (Gr., "to wash away.")

Small, slender species, having the antennæ nearly straight and the head oval, much smaller than thorax, the last joint of palpi very small and awl-shaped. (Fig. 160.) One species occurs in the eastern United States and Indiana.

776 (2299). *DIACHUS SCHAUINSLANDI* Kräütz., Wien. Ent. Monat., IV, 1860, 27.

Fig. 160. *Diachus schauinslandi* Erichs. A Central American species. (After Erichson.)

Elongate, slender. Piceous, shining; legs, and sometimes the thorax and tips of elytra dull yellow; antennæ brown, paler at base. Head very sparsely and finely punctate. Thorax oblong-oval, sides rounded into base and apex, disk with a row of four or five punctures on sides and with four to six faint ones on middle. Elytra one-third wider and about as long as thorax, smooth or nearly so. Abdomen minutely and densely punctate, subopaque, the tip paler. Length 2.7-3 mm.

Starke, Kosciusko, Putnam and Posey counties; scarce. April 21-October 17. Sifted from vegetable debris in low moist places.

Subfamily III. **STENINAE.**

Short, rather robust, subcylindrical, black or piceous species, having the head large, wider than long, with prominent eyes, thus resembling those of the tiger beetles; antennæ straight, inserted upon the front, 11-jointed, the last three joints larger than those preceding; first joint of maxillary palpi nearly as long as second, the fourth obsolete; labrum entire, rounded in front; thorax convex, usually distinctly longer than wide; elytra wider than thorax; abdomen with seven segments, usually narrowing from base to apex, each dorsal segment with a transverse elevated ridge at base, this usually with several cusps or teeth projecting backward; tarsi five-jointed, the fourth joint often bilobed beneath. The thorax and elytra are deeply sculptured, and this character, taken in connection with their large eyes and black color render them, as a group, very easy to separate.

The Stenids occur for the most part along the muddy or sandy borders of lakes, ponds and streams, where they run swiftly in the sunshine but hide beneath bark, moss and rubbish in cloudy or cold weather. All are probably carnivorous, catching their prey alive like most of the Carabidæ, and not feeding on carrion and excrement as do most other Staphylinid forms.

The principal paper treating of the North American species is by

*Casey, Thos. L.*—"Revision of the Stenini of America North of Mexico," 1884, pp. 1-206. (Published privately.)

Two genera comprise the subfamily, both of which are represented in Indiana.

KEY TO GENERA OF STENINÆ.

- a.* Paraglossa not narrowed at base; cheeks prominent; elytra each with a large reddish-yellow spot. XLI. DIANOUS.  
*aa.* Paraglossa strongly narrowed at base; cheeks very small, usually invisible from above. XLII. STENUS.

XLI. DIANOUS Leach, 1819. (Gr., "to meditate.")

Rather robust species having the eyes smaller and more widely separated than in *Stenus*; antennæ long and slender; abdomen strongly margined at the sides. Two species are known from the United States, one of which has been taken in the State, while the other, *D. caruleseus* Gyll. has been taken about the Great Lakes and probably occurs in northern Indiana.

KEY TO SPECIES OF DIANOUS.

- a.* Elytra scarcely longer than wide; punctuation coarse and sparse. 777. NITIDULUS.  
*aa.* Elytra distinctly longer than wide; punctuation fine and dense. CERULESCENS.

777 (2301). DIANOUS NITIDULUS Lec., Proc. Bost. Soc. Nat. Hist., XVI, 1874, 272.

Black or dark steel blue; elytra each with a large rounded pale spot behind the middle; pubescence very fine and sparse, visible only on head and abdomen. Head with two wide, shallow grooves between the eyes, separated by a convex ridge; finely and rather closely punctured. Antennæ reaching middle of thorax, third joint one-half longer than fourth. Thorax subcylindrical, widest at middle, narrower at base than apex, without median impression; surface rather coarsely, not closely punctate. Elytra slightly narrower than head, coarsely, rather sparsely and evenly punctate, the punctures separated by twice their own width. Abdomen finely and sparsely punctate. Length 4.5 mm.

Floyd County; scarce. October 4 October 9. Taken beneath stones on the bank of the Ohio River.

XLII. STENUS Lat., 1796. (Gr., "narrow.")

A very large genus of closely related forms which for convenience are separated into the following groups:

## KEY TO INDIANA GROUPS OF STENUS.

- a.* Abdomen strongly and distinctly margined along the sides.  
*b.* Fourth joint of tarsi simple. Group I.  
*bb.* Fourth joint of tarsi bilobed. Group II.  
*aa.* Abdomen not distinctly margined, faint traces of a marginal line being visible only on first segment.  
*c.* Fourth joint of tarsi simple or but slightly enlarged. Group III.  
*cc.* Fourth joint of tarsi distinctly bilobed. Group IV.

## GROUP I.

This group, on account of its size, Casey also separated into the following divisions:

## KEY TO DIVISIONS OF GROUP I.

- a.* Elytra each with an orange spot near the middle of the disk. Division A.  
*aa.* Elytra without pale spot.  
*b.* Punctures in some portion of the elytra more or less joined or coalescent, sometimes only in twos or threes, sometimes in long channels.  
*c.* The channels or rows of punctures in some one spot on the surface of each elytron arranged in a spiral or whorl which is complete or very nearly closed. Division B.  
*cc.* The channels or rows of united punctures often sinuous but never forming a completed vortex or whorl.  
*d.* Thorax with a more or less distinct median channel or groove. Division C.  
*dd.* Thorax without trace of median groove. Division D.  
*bb.* Punctures of elytra all isolated and distinct one from another. Division E.

## Division A.

The species of this division are among the largest in the genus. They are easily recognized by the orange colored spot on each elytron. Two species have been taken in Indiana, while another doubtless occurs.

## KEY TO SPECIES OF DIVISION A.

- a.* Femora black; length 4.5-5 mm. 778. BIPUNCTATUS.  
*aa.* Femora not black, ranging in color from dark piceous-brown to dull yellow.  
*b.* Head wider than elytra, spot on latter bilobed; length 3.6-4 mm. 779. COLON.  
*bb.* Head equal in width to elytra, spot rounded; ninth and tenth joints of antennæ equal; length 3.8-4.1 mm. SEMICOLON.

778 (2303). *STENUS BIPUNCTATUS* Erichs., Col. March., 1837, 530.

Rather robust. Black, feebly bronzed, shining, very finely and sparsely pubescent; elytra each with a small, pale, rounded spot just behind the middle. Head less than twice as wide as long, deeply excavated and finely punctured between the eyes; antennæ reaching middle of thorax, the third

joint twice the length of fourth. Thorax subcylindrical, widest one-third from base; disk finely, evenly and densely punctate and with a narrow, deep median impression just behind the middle. Elytra at base as wide as head, slightly longer than wide, coarsely and regularly punctate. Length 4.4-5 mm.

Floyd County; rare. October 9. Taken along the Ohio River; also by Dury at Cincinnati.

779 (2301). *STENUS COLON* Say, Trans. Amer. Phil. Soc., IV, 1834, 458; *ibid.*, II, 574.

Elongate, rather slender. Black, shining; under surface piceous; elytra each with a subnate or triangular reddish-yellow spot behind the middle; legs dull yellow, the femora fuscous on apical third. Head slightly more than twice as wide as long, deeply excavated and densely punctured between the eyes; antennae not reaching middle of thorax, the third joint one-half longer than fourth. Thorax widest at middle, densely and rather coarsely punctate and with a short, narrow and deep impression just behind the middle. Elytra at base much narrower than head, densely and coarsely punctate. Length 3.6-4 mm.

Described from Posey County. Known from Michigan, Virginia and other Southern States. Not represented in the collection at hand.

*S. semicolon* Lec., has the same range as the preceding and doubtless occurs sparingly in Indiana.

#### Division B.

In addition to the complete spiral or whorl of united punctures, the members of this Division usually have single, more or less isolated punctures on the other parts of the elytra. Four species belonging here may occur in the State, though but three have been taken.

#### KEY TO INDIANA SPECIES OF DIVISION B.

- a.* Legs black beneath.
- b.* Elytra (along the suture) distinctly longer than thorax; head as wide as the elytra at base, deeply excavated between the eyes. 780, JUNO.  
AUSTINI.
- bb.* Elytra rather shorter than thorax, the latter very robust; body depressed.
- aa.* Legs not black beneath; elytra slightly longer than thorax, the latter widest at or just behind the middle.
- c.* Median impression of thorax beginning before the middle, narrow, deep, conspicuous; elytra deeply, closely and irregularly channeled; fifth ventral of male with a rounded notch at apex.

781, FEMORATUS.

*cc.* Median impression of thorax beginning behind middle, wider, much more shallow and inconspicuous; elytral surface much less channeled, the punctures distinct over a great part of their area; fifth segment of male not notched at apex. 782. SIMILATUS.

780 (2311). STENUS JUNO Fab., Syst. Eleut., II, 1801, 602.

Elongate, robust. Black, shining, very finely and sparsely pubescent; antennæ, palpi, tibiæ and tarsi piceous. Head scarcely twice as wide as long, the front coarsely punctate, with a deep groove each side, separated by a strongly convex ridge. Thorax subcylindrical, slightly longer than wide, widest at middle; coarsely, closely and evenly punctate, the punctures confluent near base and apex; the median impressed line very faint, two-thirds the length of disk. Elytra coarsely, deeply and densely punctured and channeled, the spiral on the side just behind middle. Abdomen one-third narrower than elytra, deeply and rather sparsely punctate, the first four dorsal segments deeply impressed at base, their transverse carinae with three cusps projecting backward. Length 4.5 mm.

Lake, Vigo and Posey counties; frequent in Lake, scarce in the others. March 26—July 1. Taken from beneath rubbish on the beach of Lake Michigan and from under logs on wooded hillsides in the southern counties.

*S. austini* Casey, 3.5–3.8 mm. in length, a member of the boreal fauna, ranges from New Hampshire to Lake Superior and probably occurs in northern Indiana.

781 (2319). STENUS FEMORATUS Say, Trans. Amer. Phil. Soc., IV, 1834, 459; *ibid.*, II, 574.

Short, rather robust. Black, shining, clothed with short and sparse suberect pubescence, orange-yellow on the abdomen, grayish elsewhere; legs dusky yellow, the femora darker at apex. Head more than twice as wide as long, surface between the eyes concave, finely and densely punctate and with a median ridge; antennæ reaching middle of thorax, piceous, the third joint less than one-half longer than the fourth. Thorax finely, closely and irregularly punctate and with a narrow, deep impression on median third. Elytra densely and irregularly punctate, the punctures united into channels over most of the surface, the spiral behind the middle. Abdomen narrower at base than elytra, thence distinctly tapering to apex; finely and densely punctate, the transverse carinae with three cusps. Length 3.5–4 mm.

Marion County; scarce. April 4–April 24. Probably occurs throughout the State.

782 (2312). STENUS SIMILATUS sp. nov.

Short, robust. Black, shining, very finely and sparsely pubescent; antennæ piceous; legs reddish, the femora darker at tips. Head twice as wide as long, surface between the eyes feebly concave, its median portion slightly convex, rather coarsely and closely punctate. Thorax slightly longer than wide, widest at middle; coarsely and closely punctate and with a shallow impression on basal half. Elytra as long as wide, one-fifth longer than



thorax, coarsely and densely punctate and with an almost complete spiral behind the middle. Abdomen at base slightly narrower than elytra, very feebly tapering to apex, finely and rather sparsely punctate, the transverse carinae with three cusps. Length 3.5-4 mm.

Marion, Vigo, Lawrence, Clark, Floyd and Posey counties; scarce. March 1-November 28. Taken by sifting, beneath mullein, etc. Resembles *femoratus* in form, size and color, but the sculpture is much more regular, the abdomen less tapering and the median impression of thorax wholly different.

#### Division C.

Here a part or all of the punctures are united or confluent, but the channels which they form are never arranged in a complete spiral or whorl on any part of the elytra. "The channels or punctures may be comparatively distant or very closely compacted, and the interspaces correspondingly wide or acute, convex or flat, highly polished or minutely granulose and feebly shining." The thorax is always marked with a distinct impression or canalliculation on some part of the middle of the disk. The following species have been taken or probably occur in the State:

#### KEY TO INDIANA SPECIES OF DIVISION C.

- a.* Larger, more than 2 mm. in length; elytral suture not more than one-third longer than thorax; transverse carinae of abdomen with three cusps.
- b.* Form extremely slender, nearly cylindrical; elytra much shorter than thorax, head much wider than elytra; length 3-3.5 mm.  
783. *STRANGUATUS.*
- bb.* Form much more robust; elytra at most but little shorter than thorax, usually longer.
- d.* Larger, 3.7-4.8 mm.; head wide and robust, as broad as or broader than elytra; males (except in *neglectus*) with the side margins of the impressed area of fifth ventral segment in the form of ridges which terminate behind in acute teeth.
- c.* Legs black; length 3.7-4 mm. INTRUSUS.
- cc.* Legs piceous or paler.
- f.* Head not twice as wide as long, deeply excavate between the eyes; legs pale piceous-brown; length 4-4.8 mm.  
784. *ERYTHROPUS.*
- ff.* Head twice as wide as long, feebly excavate between the eyes; legs piceous; length 3.8-4 mm. NEGLECTUS.
- dd.* Smaller, not over 3.5 mm.; males with margins of impressed area of fifth ventral without ridges or teeth.
- g.* Elytral suture equal in length to thorax, the latter wider before the middle; form slender; length 2.3 mm. SUBTILIS.

gg. Elytral suture longer than thorax.

h. Species 3 mm. or more in length.

i. Longitudinal elevation between the eyes indistinct or nearly obsolete; length 3 mm.

j. Thorax with median impression very feeble, extending nearly the entire length. VICINUS.

ij. Thorax with median impression reduced to a simple erosion just behind the middle. INGRATUS.

ii. Longitudinal elevation distinct; head wider than elytra at base; length 3.3 mm. 785. SCABIOSUS.

hh. Species less than 3 mm. in length.

k. Thorax widest distinctly before the middle.

l. Legs black; length 2.6-3 mm. INORNATUS.

ll. Legs fuscous; length 2.5-2.7 mm. PLACIDUS.

kk. Thorax widest at or behind the middle; length 2.4-2.6 mm. ERIENSIS.

aa. Minute species, length less than 2 mm.

m. Transverse carinae of abdomen without cusps; length 1.7-1.9 mm. NANUS.

mm. Transverse carinae with three cusps; form much more slender; length 1.7 mm. PUMILIO.

783 (2321). STENUS STRANGULATUS Casey, Rev. Sten., 1884, 39.

Elongate, very slender. Black, shining, very sparsely and finely pubescent; antennae piceous, palpi paler; legs uniform dull reddish-brown. Head nearly twice as wide as long; surface between the eyes deeply excavate, finely and rather sparsely punctate, with two grooves and a median convex ridge. Thorax widest before the middle, slightly longer than wide, coarsely and irregularly punctate, the median impression rather wide and shallow, extending two-thirds the length of disk. Elytra at base two-thirds the width of head; coarsely and irregularly punctate. Abdomen long, feebly tapering, coarsely and sparsely punctate. Length 3-3.5 mm.

Lake County; rare. May 2. Known heretofore from New York and Detroit.

784 (2328). STENUS ERYTHROPUS Melsh., Proc. Phil. Acad. Nat. Sci., II, 1844, 40.

Rather robust. Black, shining, sparsely clothed with short, fine grayish pubescence; antennae piceous, palpi and legs piceous-brown. Head between the eyes distinctly excavate, coarsely, closely and evenly punctate, the median ridge low and subobsolete. Antennae longer than width of head, the third joint one-third longer than fourth. Thorax very robust, widest at middle, coarsely, closely and unevenly punctate and with a rather narrow shallow impression extending from middle two-thirds to base. Elytra slightly longer than thorax, coarsely, deeply and unevenly punctate. Abdomen at base narrower than elytra, thence feebly tapering to apex, coarsely and rather closely punctate at base, more finely toward apex. Length 4-5 mm.

Vigo, Orange and Posey counties; scarce. April 13–May 24. In one specimen there is a faint small pale spot on the middle of each elytron.

785 (2342). *STELXUS SCABIOSUS* Casey, Rev. Sten., 1884, 60.

Elongate, slender. Black, shining, sparsely clothed with very fine gray pubescence, yellowish on the abdomen; legs fuscous above, reddish-brown beneath. Head twice as wide as long, surface between the eyes excavate, finely and closely punctate. Antennae reaching middle of thorax, third joint one-half longer than fourth. Thorax widest just behind the middle, finely and densely punctate and with a fusiform impression on median third. Elytra slightly longer than thorax, finely, closely and irregularly punctate. Abdomen slightly narrower at base than elytra, feebly tapering to apex, finely, evenly and rather sparsely punctate. Length 3–3.3 mm.

Kosciusko County; rare. June 24. Two specimens taken while sweeping low herbs in swampy places.

The other species of Division C, briefly characterized in the above key, were with the exception of *nanus* Steph. and *pumilio* Erichs., all described by Casey in his Revision, and it is probable that a number of them will prove to be synonymous. His types of these species were from points mostly in Michigan, which would render their occurrence in Indiana, especially the northern portion, very probable, though as yet specimens have not been taken.

#### Division D.

In this group the elytra are sculptured as in Division C, but the thorax is without an impression along the median line. The beetle, says Casey, "should be held in such a manner that the light will pass obliquely across the highest point of the thorax and perpendicular to its longer axis. If there is no sign of even a narrow longitudinal shade, the species belongs to this division. If there be even a faint shadow extending along the middle of the disk, the insect may be considered as belonging to Division C."

#### KEY TO INDIANA SPECIES OF DIVISION D.

- a. Transverse carinae of abdomen with cusps.
- b. Transverse carinae with four cusps.
  - c. Elytral suture longer than thorax; longitudinal elevation between the eyes almost obsolete; length 3–3.4 mm. 786. *COLONUS*.
  - cc. Elytral suture equal in length to thorax; longitudinal elevation between the eyes evident, broad; thorax more coarsely and roughly punctate; length 3.5 mm. 787. *SUSPECTUS*.
- bb. Transverse carinae with three cusps.
  - d. Elytral suture slightly shorter than thorax; head wider than elytra; antennal joints three, four and five uniformly decreasing in length; femora pale beneath; length 2.5–2.9 mm. 788. *HUMILIS*.

*dd.* Elytral suture much longer than thorax; head not wider than elytra; legs piceous; length 2.6 mm. ANIMATUS.

*aa.* Transverse carinae without cusps; thorax with a narrow elevated longitudinal carina on its basal half; length 2.3–2.8 mm. CARINICOLLIS.

786 (2376). *STENUS COLONUS* Erichs., Gen. Spec. Staph., 1840, 699.

Rather slender. Black, shining, sparsely clothed with fine gray pubescence; legs black; antennæ and tarsi brownish. Head less than twice as wide as long, surface between the eyes flat, finely and densely punctate. Antennæ short, not longer than width of head; third joint less than one-half longer than fourth. Thorax subcylindrical, widest slightly behind the middle, finely and densely punctate. Elytra one-sixth longer than thorax, about as wide at base as head, coarsely, densely and irregularly punctate. Abdomen slightly narrower at base than elytra, thence distinctly tapering to apex, finely and rather closely punctate. Length 3–3.4 mm.

Lawrence County; rare. May 23.

787 (—). *STENUS SUSPECTUS* sp. nov.

Rather robust. Black, feebly shining, sparsely clothed with fine gray hairs; femora black; antennæ, tibiæ and tarsi piceous. Head one-half wider than long, coarsely and closely punctate. Antennæ reaching middle of thorax, third and fourth joints subequal. Thorax narrower than head, widest at middle, slightly longer than wide, coarsely, densely and roughly punctate. Elytra at base one-fourth wider than thorax, punctate as there the punctures on sides in evident, irregular channels. Abdomen at base slightly narrower than elytra, feebly tapering to apex, rather finely and closely punctate, the transverse carinae with four fine cusps. Length 3.5 mm.

Lake and Vigo counties; rare. May 28–October 1. Taken beneath bark of elm.

788 (2377). *STENUS HUMILIS* Erichs., Col. March., 1837, 554.

Short, rather robust. Black, strongly shining; legs reddish-piceous, the under side of femora and basal joint of palpi much paler. Head twice as wide as long, surface between the eyes feebly excavate, coarsely, closely and evenly punctate, the longitudinal elevation rather strongly convex. Antennæ dark piceous-brown, slightly longer than width of head. Thorax robust, widest just behind the middle, rather finely, densely and roughly punctate. Elytra at base scarcely wider than thorax at middle, rather coarsely, densely and very roughly punctate. Abdomen as wide as elytra at base, sides nearly parallel, surface rather coarsely and closely punctate, more finely toward apex. Length 2.5–3 mm.

Kosciusko County; scarce. June 24. Casey's *mammops* is said to be a synonym.

*S. animalus* Casey and *carinicollis* Casey were both described from Michigan and probably inhabit northern Indiana.

## Division E.

In this division the punctures of elytra are all separate and distinct one from another. The species are rather small and, except the first two, highly polished.

## KEY TO SPECIES OF DIVISION E.

- a.* Pubescence very coarse and distinct, brownish-yellow on the abdomen; punctures crowded, the interspaces not polished.
- b.* Longitudinal grooves between the eyes distinct; form slender. 789. *STYGICUS*.
- bb.* Longitudinal grooves absent, the surface between the eyes flat; form more robust. 790. *EGENUS*.
- aa.* Pubescence very fine and indistinct, very seldom yellow; punctures rather sparse, their interspaces polished.
- c.* Transverse carinae of abdomen with four cusps.
- d.* Thorax with an impression along some part of the median line.
- c.* Thorax elongate, slender; punctures separated by at least their own diameters; length 3-4 mm. *VIXNULUS*.
- cc.* Thorax shorter, robust; punctures very close, never separated by more than one-third their own width; third joint of antennae much longer than fourth; length 3.2-3.4 mm. *CANALICULATUS*.
- dd.* Thorax without an impression along the median line.
- f.* First joint of hind tarsi twice as long as second; length 3 mm. 791. *ARGUS*.
- ff.* First joint scarcely one-half longer than second; antennal joints four and five equal in length, abruptly shorter than third; length 2.3 mm. *MIXUS*.
- ee.* Transverse carinae of abdomen without cusps; thorax not impressed.
- g.* Very small, not over 2.2 mm.
- h.* Elytra much longer than wide, sparsely punctured, highly polished. 792. *JUVENUS*.
- hh.* Elytra nearly quadrate, very densely punctured. *PAPPICULUS*.
- gg.* Larger, not less than 2.8 mm.; antennal joints three to six decreasing in length. 793. *MORIO*.

789 (2383). *STENUS STYGICUS* Say, Trans. Amer. Phil. Soc., IV, 1834, 158; *ibid.*, II, 571.

Rather slender. Black, feebly shining; rather thickly clothed with long, coarse, prostrate grayish-yellow hairs; legs and antennae piceous, tarsi slightly paler. Head rather small, not twice as wide as long; surface between the eyes nearly flat, densely and coarsely punctate. Antennae slightly longer than width of head, the third joint a little longer than fourth. Thorax subcylindrical, widest in front of middle, one-fourth longer than wide; coarsely, closely and evenly punctured. Elytra at base slightly wider than head, suture one-fifth longer than thorax, punctured like the latter. Abdomen at base narrower than elytra, very feebly tapering to apex, finely and sparsely punctate, the transverse carinae with four cusps. Length 3-3.7 mm.

Laporte, Floyd and Clark counties; scarce. May 6–October 9. The coarse, prostrate hairs often cause the elytra to appear sculptured as in Division C.

790 (2381). *STENUS FLEXUS* Erichs., Gen. Spec. Staph., 1810, 698.

Rather robust. Black, shining, thickly clothed with short, prostrate yellowish hairs, which give the abdomen a brassy tinge; legs piceous. Head twice as wide as long, surface between the eyes flat, densely and deeply punctate. Antennæ as long as width of head, third joint one-third longer than fourth. Thorax short, robust, widest just before the middle, finely, evenly and very densely punctured. Elytra at base slightly wider than head, suture one-fifth longer than thorax; deeply, rather coarsely and densely punctate. Abdomen as wide at base as elytra, thence gradually tapering to apex, finely punctate, the carinæ with four cusps. Length 2.8–3 mm.

Throughout the State; common. February 23–November 8. Hibernates beneath mullein leaves and rubbish. Easily distinguished by the short, robust form, dense, even punctuation, flat vertex and yellow pubescence of abdomen.

*S. vimulus* Casey, and *S. canaliculatus* Gyll, are known from Massachusetts and Michigan; *S. minor* and *S. pauperculus* were both described by Casey from Michigan.

791 (2396). *STENUS ARGUS* Grav., Mon. Col. Micr., 1806, 231.

Short, rather robust. Black, shining; sparsely clothed with short gray pubescence; legs piceous. Head twice as wide as long, surface between the eyes flat, evenly and densely punctate and with a distinct longitudinal carina. Antennæ slightly longer than width of head, third joint one-third longer than fourth. Thorax widest a little before the middle, very slightly longer than wide, closely, rather coarsely and somewhat unevenly punctate. Elytra at base slightly wider than head, sutural line one-fourth longer than thorax; coarsely, deeply and evenly punctate, the interspaces equal in width to punctures. Abdomen finely and rather sparsely punctate. Length 2.5–2.8 mm.

Lake and Starke counties; scarce. May 19–June 17. Casey's *argus* and *rigidus* are said to be synonymous.

792 (2404). *STENUS JUVENCUS* Casey, Rev. Sten., 1884, 123.

Rather slender. Black, strongly shining, clothed with long, gray, prostrate hairs; legs piceous, paler beneath. Head twice as wide as long, vertex flat, finely and rather sparsely punctate and with a distinct longitudinal elevation. Antennæ piceous-brown, third joint nearly one-half longer than fourth. Thorax widest at middle, slightly longer than wide, rather coarsely and deeply punctate. Elytra at base slightly narrower than head, sutural line one-fourth longer than thorax; finely, rather sparsely and evenly punctate. Abdomen at base as wide as elytra; feebly tapering to apex, coarsely and sparsely punctate. Length 2–2.2 mm.

Marion County; rare. April 4. Taken by sifting. The small size, highly polished surface and long prostrate hairs of abdomen readily distinguish this form from its allies. Described from Detroit.

793 (—), *STENUS MORIO* Grav., *Mon. Col. Micr.*, 1806, 230.

Elongate, slender. Black, strongly shining, very sparsely clothed with fine gray pubescence. Head twice as wide as long, surface between the eyes feebly concave, coarsely and closely punctate. Antennae piceous, reaching nearly to middle of thorax, third joint slightly longer than fourth. Thorax widest just in front of middle, thence distinctly converging and feebly sinuate to base; disk rather coarsely, evenly and deeply punctate. Elytra at base slightly narrower than head, suture one-fifth longer than thorax; disk coarsely, evenly and deeply punctate, the punctures separated by more than their own diameters. Abdomen finely and sparsely punctate, the first four segments as wide as elytra with distinct border, then distinctly tapering to apex, the border very narrow. Length 2.8-3 mm.

Marion County; scarce. May 22-June 12. Taken by sweeping. Ranges from Michigan to California.

#### GROUP II.

In this group the abdomen is margined and the fourth joint of tarsi bilobed. Of the four species recognized by Casey, but one has a known distribution which would bring it within the limits of Indiana. This is *S. croceatus* Casey, 3.7-4.5 mm. in length, and having the legs pale brownish-yellow, darker at the knees. Its range is given as New England to Nebraska, but no specimen has as yet been taken in Indiana.

#### GROUP III.

This group comprises species having the abdomen cylindrical, without a margin along the sides and with the fourth joint of hind tarsi simple. Three species may occur in the State, though but one has as yet been taken.

#### KEY TO SPECIES OF GROUP III.

*a.* Elytral punctures isolated and distinct.

*b.* Robust, very convex, nearly cylindrical; densely pubescent, very coarsely punctate; length 2.5-2.7 mm. GRATIOSUS.

*bb.* Much more slender, depressed; very sparsely pubescent, finely punctate; elytral suture one-third longer than thorax; length 2 mm. CURTUS.

*aa.* Elytral punctures more or less confluent, the surface very rough; first joint of hind tarsi more than twice the length of second; length 3.5 mm. 794. ALACER.

791 (2115). *STENUS MACLER* Casey, Rev. Sten., 1884, 135.

Elongate, slender. Black, shining, very finely and sparsely pubescent; legs dull yellow, very long and slender, the femora piceous at tips; palpi pale yellow. Head two-thirds wider than long, surface between the eyes deeply excavate, sparsely and unevenly punctured and with a distinct median carina. Antennae brownish, one-half longer than width of head, the third joint one-third longer than fourth. Thorax subcylindrical, widest slightly behind the middle, one-sixth longer than wide, coarsely, densely and roughly punctate. Elytra at base as wide as head, suture slightly longer than thorax; very roughly, densely and coarsely punctate. Abdomen much narrower than elytra, tapering from base to apex; coarsely and closely punctate near base, finely and sparsely toward apex. Length 3.2-3.7 mm.

Posey County; rare. April 22. Taken from beneath mullein leaves on a sandy hillside. A member of the Austroriparian fauna, known from Florida, Texas and southern Illinois.

#### GROUP IV.

The members of this group differ from those of the preceding only in having the fourth joint or tarsi distinctly bilobed beneath. The abdomen is subcylindrical, usually tapering from the base and without distinct side margins. The following species have been taken or may occur in the State:

#### KEY TO SPECIES OF GROUP IV.

- a.* Fourth and fifth abdominal segments wider than the first; length 4-4.4 mm. ADVENA.
- aa.* Abdominal segments decreasing regularly in width from the base, the fourth not wider than first.
- b.* Large species, 3.6 mm. or more in length.
- c.* Femora and tibiae not black throughout.
- d.* Legs and antennae almost wholly pale dull yellow, the tips of hind femora alone darker; head slightly broader than elytra. 795. FLAVICORNIS.
- dd.* Legs black, the femora reddish-yellow at base. 796. ANNULARIS.
- cc.* Femora and tibiae wholly black, the tarsi pale.
- e.* Thorax equally wide at base and apex. TARSALIS.
- ee.* Thorax distinctly wider at apex than base. 797. CANADENSIS.
- bb.* Smaller species, not exceeding 3.4 mm. in length.
- f.* Legs pale yellow, the femora darker at tip; length 3-3.2 mm. 798. CALLOSUS.
- ff.* Legs dark fuscous brown in color throughout.
- g.* Thorax distinctly longer than wide.
- h.* Elytra very slightly longer than thorax, their punctures very coarse; length 2.8-3.1 mm. 799. ARCULUS.
- hh.* Elytra one-third longer than thorax, their punctures fine and close; length 3-3.3 mm. 800. PUNCTATUS.
- gg.* Thorax as wide as long; length 2.8-3 mm. HUBBARDI.



795 (2413). *STENUS FLAVICORNIS* Erichs., Gen. Spec. Staph., 1810, 733.

Elongate, rather slender. Black, shining, sparsely clothed with fine gray hairs. Head nearly twice as wide as long, surface between the eyes feebly concave, finely, closely and deeply punctate, with a groove each side of a slightly convex ridge. Antennae long and slender, third joint two-thirds longer than fourth. Thorax widest in front of middle, slightly longer than wide, closely, rather coarsely and deeply punctate. Elytra distinctly longer than the width at base, punctures round, rather small and deep, separated by more than twice their width. Abdomen narrower than elytra, the first four segments equal in width, finely, closely and evenly punctate. Length 4.6-4.8 mm. (Fig. 161.)

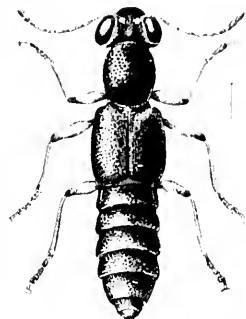


Fig. 161. (Original.)

Throughout the State; common. March 13–November 28. First described by Say under the name *S. geniculatus*, which name was preoccupied.

\*796 (2444). *STENUS ANNULARIS* Erichs., Gen. Sp. Staph., 1840, 735.

Elongate, robust, subcylindrical. Black, strongly shining, sparsely clothed with grayish pubescence. Head small, much less than twice as wide as long, surface between the eyes nearly flat, coarsely and irregularly punctate, convex at middle. Antennae longer than the width of head, piecous-brown, the club darker, third joint two-thirds longer than fourth. Thorax about as wide as long, widest just in front of middle, coarsely and irregularly punctate, with several small smooth spaces at middle. Elytra at base slightly wider than head, a little longer than thorax, punctured as in *flavicornis*. Abdomen at base slightly narrower than elytra, thence feebly tapering to apex, finely, closely and evenly punctate. Length 5-5.5 mm.

Lake, Kosciusko, Marion and Vigo counties; scarce. January 7–June 25. Hibernates beneath logs and rubbish.

797 (2451). *STENUS CANADENSIS* Casey, Rev. Sten., 1884, 175.

Elongate, rather robust. Black, shining, sparsely and finely pubescent. Head twice as wide as long; surface between the eyes feebly convex, finely, evenly and densely punctate. Antennae as long as width of head, reddish-brown, the club darker; third joint one-half longer than fourth. Thorax widest distinctly behind the middle, slightly longer than wide; rather coarsely, densely and somewhat unevenly punctate. Elytra at base equal in width to head, one-third longer than thorax; punctures round, deep, evenly distributed, separated by about their own width. Abdomen as wide at base as elytra, thence gradually and feebly tapering, rather coarsely, densely and evenly punctate. Length 4.7-5 mm.

Starke and Kosciusko counties; scarce. May 19–June 25. Taken by beating low herbs on borders of marshes. Known from Ontario and northern Illinois.

798 (2460). *STENUS CALLOSUS* Erichs., Gen. Spec. Staph., 1840, 737.

Rather slender, subcylindrical. Black, shining, sparsely pubescent; palpi and legs dull yellow, the femora dusky at tips. Head slightly wider than thorax, surface between the eyes flat, rather coarsely, closely and irregularly punctate, the middle portion slightly convex and almost smooth. Antennæ one-half longer than width of head, reddish-yellow, the club darker; third joint one-half longer than fourth. Thorax subcylindrical, slightly longer than wide, densely and rather finely punctate, with a small, fusiform smooth space at middle. Elytra at base a little wider than head, the suture one-fifth longer than thorax, finely, evenly and densely punctate. Abdomen distinctly narrower than elytra at base, gradually tapering to apex, finely and rather sparsely punctate. Length 3-3.2 mm.

Kosciusko County; rare. June 24. The thorax is nearly of the same width throughout. Probably occurs throughout the State.

799 (2462). *STENUS ARCULUS* Erichs., Gen. Spec. Staph., 1840, 744.

Subcylindrical, rather slender. Black, shining, sparsely clothed with grayish hairs. Head a little wider than thorax, surface between the eyes almost flat, rather coarsely, densely and evenly punctate. Antennæ scarcely longer than width of head, dull brownish-yellow, the club darker, third joint one-half longer than fourth. Thorax widest just behind the middle, rather coarsely, densely and unevenly punctate, the interspaces finely rugose. Elytra at base as wide as head, suture very little longer than thorax, surface densely, coarsely and deeply punctate. Abdomen distinctly narrower than elytra, rather coarsely and closely punctate. Length 2.8-3.4 mm.

Lake and Marion counties; scarce. May 24-May 30.

800 (2463). *STENUS PUNCTATUS* Erichs., Gen. Spec. Staph., 1840, 744.

Subcylindrical, rather robust. Black, shining, rather thickly clothed with grayish hairs. Head slightly wider than thorax, surface between the eyes feebly convex, without grooves, finely and densely punctate. Antennæ as long as width of head, joints two to six reddish-brown, the others darker, the third one-third longer than fourth. Thorax about as wide as long, widest at middle, finely and densely punctate. Elytra at base as wide as head, suture one-third longer than thorax, surface convex, deeply, densely and rather coarsely punctate. Abdomen much narrower at base than elytra, very gradually tapering to apex, deeply, coarsely and evenly punctate. Length 3-3.3 mm.

Throughout the State; frequent. May 12-October 17.

#### Subfamily IV. **PAEDERINÆ.**

Medium sized or small Staphylinids having the antennæ widely separated at base and inserted at the sides of the front, above the base of the mandibles, under a more or less prominent ridge; maxillary palpi with the last joint usually very small and awl-shaped; head narrowed suddenly behind into a distinct neck; front coxæ conical and prominent; hind coxæ also conical and contiguous.

The following papers treat of the North American species of the subfamily:

*LeConte*, "Synoptic Tables of *Lathrobium*, *Stilicus* and *Sunius*," in *Trans. Amer. Ent. Soc.*, VIII, 1880, 174-180.

*LeConte*, "Synoptic Tables of *Cryptobium*, *Paderus* and *Palaminus*," in *Proc. Amer. Phil. Soc.*, XVII, 1878, 390-397.

*Horn*, "A Study of the Species of *Cryptobium* of North America," in *Trans. Amer. Entom. Soc.*, XII, 1884, 85-106.

*Casey*, "A Revision of the American *Paderini*," in *Trans. Acad. Sci. St. L.*, XV, 1905, 17-248.

As above defined, the subfamily is represented in Indiana by two tribes:

KEY TO INDIANA TRIBES OF PEDERINI.

- a*. Last joint of maxillary palpi very small, awl-shaped. Tribe I. PEDERINI, p. 115.  
*aa*. Last joint of maxillary palpi as large as the third, obliquely hatchet-shaped. Tribe II. PEXOPHELENI, p. 110.

Tribe I. PEDERINI.

This tribe as above limited is composed of a large number of genera, the following of which are known to occur in Indiana:

KEY TO INDIANA GENERA OF PEDERINI.

- a*. Fourth joint of hind tarsi not lobed beneath.  
*b*. Antennae elbowed at the end of the long basal joint; front tarsi not dilated.  
*c*. Mandibles each with three teeth on the inner side; males with last ventral not notched, the second and third ventrals each with a fold or pit at middle. XLIII. CRYPTOBIUM.  
*cc*. Mandibles each with two teeth; males with the last ventral notched, the second and third without folds or pits. XLIV. HESPEROBITUM.  
*bb*. Antennae straight or nearly so, the basal joints not greatly elongated.  
*d*. Prosternum shortened between and under the front coxae, ending in an acute point which does not reach the mesosternum.  
*c*. Labrum bilobed; sculpture never very dense, the surface more or less shining; front tarsi strongly dilated in both sexes; ligula bilobed at tip. XLV. LATHROBIUM.  
*cc*. Labrum with a distinct median tooth; sculpture very dense, the surface subopaque; front tarsi variable; ligula with a dense fringe of hairs at tip.  
*f*. Front tarsi moderately dilated, densely padded beneath; first joint of hind tarsi one-half longer than second; length 6.5 mm. XLVI. ABEROCHARIS.  
*ff*. Front tarsi not dilated; first joint of hind tarsi only slightly longer than second; length 3.7 mm. LITHOCHARIS.

*dd.* Prosternum prolonged behind so as to reach the mesosternum.

*g.* Sides of prosternum not dilated under the coxæ.

*h.* Neck never very slender; ligula loosely fringed at tip.

*i.* Labrum with teeth.

*j.* Teeth of labrum two in number.

*k.* Antennæ with the two basal joints thick, the others slender, filiform; basal joints of hind tarsi distinctly longer than second; length less than 3.5 mm.

*l.* Gular sutures moderately separated, gradually converging and most narrowly separated at base; front tarsi more or less dilated; surface distinctly punctured. XLVII. SCIOCHARIS.

*ll.* Gular sutures very widely separated and nearest together in front, thence widely diverging to base of head; front tarsi not at all dilated; surface not distinctly punctured. XLVIII. SCIOCHARILLA.

*kk.* Antennæ with the basal joints of equal thickness with the others, the apical ones feebly enlarged; teeth of labrum very small; prosternum not carinate.

*m.* Basal joints of hind tarsi equal in length to second, the first four joints short and subequal; gular sutures most narrowly separated a little before the middle. XLIX. TRACHYSECTUS.

*mm.* Basal joints of hind tarsi distinctly longer than second, the tarsi more elongate; front tarsi strongly dilated, especially in the male; gular sutures most narrowly separated at base; neck wide, almost half as wide as head. L. PARAMEDON.

*jj.* Labrum with four teeth, the inner ones long, acute, and prominent, the outer ones very small; gular sutures widely separated at base. PLATYMEDON.

*ii.* Labrum without teeth; body very slender, finely and very densely punctate; gular sutures as in *Platymedon*; first joint of hind tarsi longer than second.

LI. PSEUDOMEDON.

*hh.* Neck in our species very slender; ligula trienspid at tip; labrum with four teeth. LII. SCOPEUS.

*gg.* Sides of prosternum broadly dilated under the coxæ, reaching the inflexed sides of thorax; neck very slender.

*n.* Antennæ distinctly longer than head; length 3.5 or more mm.; hind tarsi with joints 1 to 4 gradually decreasing in length.

*o.* Form rather slender; labrum broadly rounded or subtruncate at apex, the teeth usually acute; front tarsi finely and densely pubescent beneath. LIII. STILICUS.

*oo.* Form very stout; labrum sinuate-emarginate at apex, the two teeth short, obtuse; front tarsi not at all dilated, having long coarse hairs beneath; head orbicular, the surface minutely punctate or alutaceous. LIV. MEGASTILICUS.

*mm.* Antennae shorter than head; length less than 2 mm.; basal joint of hind tarsi equal in length to the next two together; third joint of maxillary palpi more or less hatchet-shaped, the fourth very minute; fifth ventral not elongated, wider than long.

LV. LEPTOGENUS.

*nn.* Fourth joint of hind tarsi bilobed.

*p.* Last joint of maxillary palpi obtuse and pubescent; reddish-yellow, elytra dark blue, head and tip of abdomen black.

LVI. PEDERUS.

*pp.* Last joint of maxillary palpi slender, very minute.

*q.* Thorax oval, usually longer than wide; elytra usually longer than thorax; form linear; neck moderately narrow; length not over 5 mm.

LVII. SUXIUS.

*qq.* Thorax almost circular, distinctly longer than elytra; neck very slender; color uniform pale yellow; length less than 3 mm.

LVIII. STYLICOPSIS.

### XLIII. CRYPTORIUM Mann. 1830. (Gr., "hidden + life.")

Rather large, elongate, parallel species having the gular sutures separated; elytra with a fold or raised line near the side margin, extending from the humeri to the outer spical angle; neck distinctly and abruptly constricted above; basal joint of antennae greatly elongated; front tarsi not dilated. The males always have a fold at the middle of the second, and a pit or fovea on the third ventral segment, and the last ventral is unmodified. In some of the species

the males are of two forms; one having, in addition to the fold and fovea, the third segment prolonged backward in a lobe which varies much in length. (Fig. 162.) Casey has created a new name, "*Gastrolobium*," for the species possessing the characters above mentioned, but I

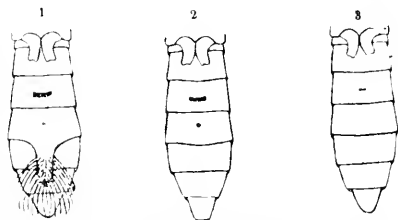


Fig. 162. *C. badium*: 1, complete male; 2, imperfect male; 3, female. (After Horn.)

have retained the older and better known name. The following species have been taken or probably occur in the State:

#### KEY TO INDIANA SPECIES OF CRYPTORIUM.

- a.* Second ventral of female with a pit or short transverse fovea near its middle. (Fig. 162, No. 3.)
- b.* Abdomen uniform dark brown or piccon; third joint of antennae distinctly longer than second; length 10-12 mm. S01. BADIUM.
- bb.* Abdomen bicolored, piccon, with the last two segments pale reddish-brown; length 8-10 mm. S02. BICOLOR.
- aa.* Second ventral of female simple, without pit or fovea.
- c.* Abdomen bicolored, the last two segments paler.
- d.* Head and meso- and metasterna pale reddish-brown. TEXANUM.

- dd.* Head and meso- and metasterna picous. SO3. CAROLINUM.  
*cc.* Abdomen uniform pale reddish-brown; head darker than thorax and  
 elytra; length 8.5-11 mm. PIMERIANUM.

SO1 (2181). *CRYPTORIUM BADIUM* Gray., Mon. Col. Micr., 1806, 53.

Uniform reddish-brown, shining, the head slightly darker. Head oblong-oval, sides nearly parallel, coarsely and rather closely punctate, the front smooth. Thorax much narrower than head, one-fourth longer than wide, sides feebly curved; disk sparsely, coarsely and shallowly punctate, with a median smooth space. Elytra one-third longer and nearly one-half wider than thorax, coarsely, rather closely and irregularly punctate. Abdomen rather finely, not densely punctate. Length 10-12.5 mm.

Southern half of State, common; much less so in the northern counties. February 10-November 17. Occurs beneath bark and hibernates in small colonies beneath partly buried logs. About one-third of the males have the third ventral prolonged backwards in a lobe, with parallel sides and rounded tip. This bears a fringe of long, stiff hairs and sometimes reaches nearly to the end of abdomen. (Fig. 162, No. 1.) This lobe is also present in some of the males of the next two species, but its function is as yet unknown.

\*SO2 (2190). *CRYPTORIUM BICOLOR* Gray., Mon. Col. Micr., 1806, 179.

Head black; labrum, antennae, thorax, elytra and last two segments of abdomen pale reddish-brown; legs pale yellow. Head oblong-oval, coarsely, not densely punctate. Thorax narrower than head, one-fourth longer than wide, sides parallel; disk smooth at middle, coarsely and rather closely punctate on sides. Elytra one-third wider and longer than thorax, rather coarsely, closely and irregularly punctate. Abdomen slightly narrower than elytra, sparsely and finely punctate. Males of two forms, one with, the other without, a prolongation of third ventral. Length 7.5-10 mm.

Throughout the State; common. January 5-October 28. Occurs beneath cover and on fungi, especially in wooded pasture land. Hibernates beneath mullein leaves, logs, etc.

*C. texanum* Lee., 8-11 mm. in length, has been recorded from near Cincinnati, though its range is usually given as Texas to New Mexico.

SO3 (2191). *CRYPTORIUM CAROLINUM* Erichs., Gen. Spec. Staph., 1840, 563.

Picous, moderately shining; thorax, elytra and last two abdominal segments rather dark reddish-brown; antennae brownish, two basal joints and legs dull yellow. Head broadly oval, as wide as or wider than (male) elytra, coarsely and rather sparsely punctate. Thorax as in *bicolor*. Elytra one-fourth wider and one-third longer than thorax, very coarsely, closely and roughly punctate. Abdomen as wide as elytra, coarsely and rather sparsely punctate. Males as in *badium*. Length 8.5-10.5 mm.

Kosciusko, Marion, Knox and Posey counties; scarce. March 21-June 22. Occurs on fungi and carrion. The females are easily

separated from those of *bicolor* by the lack of fovea on second ventral. The males have the thorax and elytra darker reddish-brown, and the latter much more coarsely punctate.

*C. pimerianum* Lee., 8.5-10.5 mm. in length, is recorded by Casey from Indiana. I have not seen a specimen from the State. Its usual range is Texas to California.

#### XLIIV. HESPEROBIMUM Casey, 1905. (Gr., "western life.")

This genus was created by Casey to include those species hitherto ascribed to *Cryptobium* which have the first and second ventrals of male without a trace of pit or fovea and the last ventral distinctly notched at apex. I include with them *serpentinum* LeConte, as the characters separating it are not sufficient to erect a new genus.

##### KEY TO INDIANA SPECIES OF HESPEROBIMUM.

- a. Elytra black or piceous; hind angles of head distinct.
  - b. Head distinctly broader than thorax, its sides curved behind the eyes; form robust. 804. PALLIPES.
  - bb. Head scarcely wider than thorax, its sides straight for some distance behind the eyes; form more slender. 805. CINCTUM.
- aa. Elytra wholly or in great part reddish-yellow; head obliquely narrowed from the eyes to the neck, its hind angles wholly wanting.
  - c. Head wholly smooth or with very few punctures.
    - d. Piceous; elytra pale reddish-brown, coarsely and deeply punctate. 806. CRIBRATUM.
    - dd. Reddish-yellow; front of head, thorax, two basal and two apical segments of abdomen black. SERPENTINUM.
  - cc. Head distinctly punctured on basal half; color black; elytra reddish-yellow with a sutural black stripe, broader at apex and reaching to apical third. 807. SELLATUM.

\*804 (2502). HESPEROBIMUM PALLIPES Grav., Mon. Col. Micr., 1806, 179.

Piceous or nearly black, shining; antennae dusky; legs dull yellow. Head oval, slightly longer than wide, coarsely and rather sparsely punctured. Thorax slightly narrower than head, one-fifth longer than wide, sides feebly curved; disk with a well defined smooth median area, its sides coarsely, regularly and rather sparsely punctate. Elytra one-third wider and a little longer than thorax, rather finely, closely and roughly punctate. Abdomen as wide as elytra, finely and very densely punctate; last ventral of male with a triangular notch, much deeper than wide. Length 8-11 mm.

Throughout the State; frequent. February 8-October 17. Occurs especially beneath cover on sandy banks of streams, ponds, etc.

805 (2502a). HESPEROBIMUM CINCTUM Say, Trans. Amer. Phil. Soc., IV, 1834, 154; *ibid.*, 11, 569.

Elongate, slender. Black or piceous, feebly shining; antennae dusky, paler at tip; palpi and legs reddish-yellow. Head oblong-oval, much nar-

lower than elytra, rather coarsely and closely punctate. Thorax slightly longer than wide, sides feebly curved; disk sparsely and rather finely punctate. Elytra one-third longer and one-half wider than thorax, coarsely and closely punctate. Abdomen as wide as elytra, rather finely and densely punctate, the hind margins of the segments paler. Last ventral of male with a triangular notch, about as wide as deep. Length 8-9.5 mm.

Porter, Marion and Putnam counties; scarce. March 6-December 25. Listed as *pallipes* var. *lutebricola*, but in my opinion distinct. Say's name has priority.

806 (2597). *HUSPIONUM CRABATUM* Lec., N. Sp. N. Am. Col., I, 1863, 46.

Elongate, rather slender. Black, shining; antennae, mouth parts and elytra reddish yellow; suture darker on basal third; legs dull yellow. Head elongate-oval, slightly wider than thorax, with a few coarse punctures behind the eyes. Thorax subcylindrical, one-fourth longer than wide, sides nearly straight; disk smooth at middle with a row of seven to nine coarse punctures each side the smooth area and a few others between these and margin. Elytra one-third wider and slightly longer than thorax, with about nine irregular rows of coarse, sparse punctures. Abdomen rather finely and closely punctate. Male with the last ventral with a deep, triangular notch. Length 8.5-10 mm.

Vigo and Posey counties; rare. May 5-June 11. Easily known by the long, sparsely punctured head and red elytra.

807 (2598). *HUSPERORUM SELLATICUM* Lec., N. Sp. N. Am. Col., I, 1863, 46.

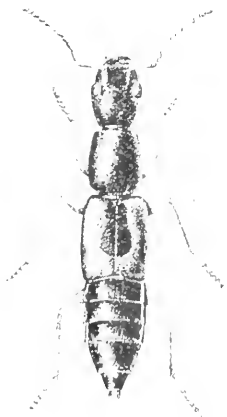


FIG. 163. *HUSPERORUM*

Rather stout, subfusiform. Black, shining; color of elytra given in key; antennae and mouth parts reddish-brown; legs dull yellow. Head elongate-oval, coarsely and rather closely punctate behind the eyes, the front almost smooth. Thorax subcylindrical, slightly narrower than head, one-third longer than wide, coarsely and rather sparsely punctured each side of a median smooth space. Elytra one-third longer and distinctly wider than thorax, surface, as well as that of abdomen, finely and rather densely punctate. Length 8-9 mm. (Fig. 163.)

Lake County; frequent beneath cover, especially the clumps of prickly-pear cactus, in the sand dune region; Posey County; rare, March 26-September 25. A handsome species, readily known by the wedge-shaped black sutural stripe of elytra.

*C. serpentinum* Lec., 9.5-10 mm. in length, is a rare species known from Pennsylvania, North Carolina, Alabama and Kansas, and therefore should occur in southern Indiana.



## XIV. LATHROBIUM Gray, 1806. (Gr., "hidden life.")

Medium or small sized Staphylinids having the prosternum shortened and acute between the front coxae; front tarsi strongly dilated and densely clothed beneath with large whitish pads composed of flattened hairs; fourth joint of maxillary palpi conical and pointed or needle-shaped.

Casey, in his "Revision," has divided the old genus *Lathrobium* as recognized by LeConte, Horn and other authorities, into 19 genera, ten or eleven of which are probably represented in Indiana. His distinguishing characters are, in many instances, of minor importance and I prefer to rank his genera as groups or subgenera, thus placing all species under the well-known name of *Lathrobium*. The following is a modification of the key or table of genera as proposed by Casey:

## KEY TO INDIANA GROUPS OR SUBGENERA OF LATHROBIUM.

- a.* Elytra without a fold or raised line on the deflexed portion.
- b.* Neck broad, half, or more than half the width of head.
- c.* Hind tarsi longer and more slender, the basal joint much shorter than second, the fifth much shorter than the first four combined.
- d.* Elytra very short, from one-half to two-thirds the length of thorax, their basal angles obsolete; inner wings wanting; abdomen rather coarsely and sparsely punctate.
- Group A. APTERALIUM.
- dd.* Elytra varying in length from a little shorter to decidedly longer than thorax, basal angles distinct; inner wings present; abdomen minutely punctate.
- Group B. LATHROBIUM.
- cc.* Hind tarsi shorter and stouter, the first and second joints subequal, the first four differing but little among themselves and together often but little longer than fifth; gular sutures parallel and curved, rather widely separated, nearest together near the middle of the surface behind the mouth.
- Group C. LATHROBIOMA.
- bb.* Neck narrow, about one-third as wide as head; gular sutures nearly straight, feebly converging behind, nearest together near the base of the head.
- Group D. TETARTOPLS.
- aa.* Elytra with a longitudinal fold or raised line on the deflexed portion, the line parallel with the side margin.
- c.* First joint of hind tarsi equal to or slightly longer than second.
- f.* Four basal joints of hind tarsi subequal; front tarsi feebly dilated; gular sutures very widely separated being separated at base by one-third the width of head; body very small and slender, not over 1 mm. in length.
- Group E. PSEUDOLATHRA.
- ff.* First and second joints of hind tarsi each longer than the third or fourth.

*a.* Form larger, more robust, length 6 or more mm.; neck broad, more than half as wide as head; elytral punctures in rows.

Group F. LATHROTAXIS.

*gg.* Form small, slender, length less than 5 mm.; neck distinctly less than half as wide as head; elytral punctures coarse and sparse, arranged in rows.

Group G. LIXOLATHRA.

*cc.* First joint of hind tarsi distinctly shorter than second.

*b.* Body large, stout, parallel; length 9 or more mm.; gular sutures less separated, nearest together at base of head.

Group H. EULATHROBIUM.

*hh.* Body slender, less than 6 mm.; gular sutures widely separated, nearest together in front, farthest apart at base of head.

*i.* Elytra longer and wider than thorax; head small and, in our species, dark; body more or less fusiform.

Group I. LATHROBIELLA.

*ii.* Elytra small, shorter than thorax; head larger, as wide as elytra and pale in color; body parallel.

Group J. MICROLATHRA.

#### GROUP A. (APTERIUM.)

To this group Casey ascribes two species, one of which occurs in Indiana.

SOS. (2521). LATHROBIUM BREVIPELLE Lec., N. Sp. N. Am. Col., I, 1863, 14.

Elongate, rather slender. Dark reddish-brown to piceous, shining; legs and antennæ reddish-brown. Head as wide or slightly wider than thorax, sides parallel, base truncate, hind angles rounded; surface coarsely and rather closely punctate behind the eyes, smooth at middle. Antennæ very stout, the joints obconical, the basal joint robust. Thorax oblong, one-fifth longer than wide, sparsely and coarsely punctured, with a broad median smooth space. Elytra but slightly more than half the length of thorax, rather coarsely and sparsely punctate. Abdomen as wide as elytra. Length 7.8-9 mm.

Putnam County; rare. March 25. Known heretofore from Illinois, Iowa and Missouri.

#### GROUP B. (LATHROBIUM.)

Rather stout, usually large or medium-sized species, having the thorax uniformly punctured, with distinct smooth dorsal line; elytra without a fold or raised line on side; basal joint of hind tarsi distinctly shorter than second. The following species have been taken or probably occur in the State:

#### KEY TO INDIANA SPECIES OF GROUP B.

- a.* Bicolored; black, antennæ, legs and elytra wholly reddish-brown; length less than 5 mm.; fifth ventral of male with a round discal impression, sixth deeply notched at tip. BICOLOR.

- aa.* Color nearly uniform, the elytra not distinctly paler except toward the tip; larger, 7 or more mm.
- b.* Antennae very stout, more slender toward apex, the middle joints rounded, never longer than wide.
- c.* Elytra bicolored, black basally and reddish on apical third, as long as thorax; length 10 mm. S09. PROCERI M.
- ca.* Elytra wholly black or piceous.
- d.* Elytra much longer and wider than thorax, a fourth longer than wide; legs and antennae dark reddish-brown; length 7 mm. SPISSICORN.
- dd.* Elytra equal in length to thorax; legs wholly pale reddish-brown; length 8-10 mm.; sixth ventral of male with a wide groove near base, not notched at tip. S10. ARMATI M.
- bb.* Antennae only moderately stout, the joints at least one-half longer than wide, obconic; sixth ventral of male mere or less notched at tip.
- c.* Elytra not longer, and often distinctly shorter than thorax.
- f.* Antennae not longer than head and thorax, the joints less than twice as long as wide; gular sutures straight, nearest together at base of head.
- g.* Punctures of elytra rather fine, sparse and inconspicuous; notch of last ventral of male wide and deep, distinct; length 7.5-9 mm.
- h.* Head and thorax sparsely and rather finely punctured. S11. SIMILE.
- hh.* Head and thorax densely and rather coarsely punctured. S12. INSAXUS.
- gg.* Punctures of elytra coarse, uneven and conspicuous; last ventral of male truncate, the notch very small; length 6.5-7.5 mm. SIMPLEX.
- ff.* Antennae slender, longer than head and thorax, the middle joints fully twice as long as wide; gular sutures curved, nearer together at middle of area behind the mouth; color black, legs and antennae paler; length 6.7-7.5 mm. CRURALIS.
- cc.* Elytra much longer than thorax; abdomen narrower than elytra, the last ventral of male broadly and semicircularly notched; black, antennae and legs brown; length 6.5-7.5 mm. CONCOLOR.

*L. bicolor* Lee., was described from Detroit, Michigan, and *L. spissicornis* Casey from Massachusetts and Detroit, so that one or both of them are apt to be found in Indiana.

SUB GEN. LATHROBIUM PROCERI M Casey, Trans. Acad. Sci. St. L., XV, 1905, 82.

Elongate, rather slender. Black, shining; elytra becoming gradually but distinctly reddish on apical third; legs reddish-brown; antennae piceous, with a reddish tinge. Head equal in width to thorax, sides parallel, sparsely, rather finely and irregularly punctate. Thorax oblong, sides nearly straight, feebly converging toward base, finely and rather sparsely punctate. Elytra rather closely and finely punctate. Abdomen as wide as elytra, minutely and rather densely punctate. Length 9-10 mm.

Laporte County; rare. July 25. Described from New York, Ontario and Illinois.

810 (2522). *LATHROBIUM ARMATUM* Say, Trans. Amer. Phil. Soc., IV, 1834, 153; *ibid.*, II, 568.

Elongate, rather robust. Black or piceous, feebly shining; palpi, antennae and legs reddish brown. Head as wide as elytra, its sides rounded into base; surface finely and sparsely punctate. Thorax oblong, nearly equal in width to head and elytra; surface, as well as that of elytra, coarsely, evenly and sparsely punctate; the median smooth line very narrow. Abdomen as wide as elytra, parallel, finely and rather closely but not densely punctate. Length 8-10 mm.

Southern half of State, frequent; less so in the northern counties. February 14-September 22. Occurs especially in low, damp sandy places; taken also at sap of soft maple.

811 (2524). *LATHROBIUM SIMILE*, Lec., N. Sp. N. Am. Col., I, 1863, 43.

Elongate, rather slender. Black, shining; elytra and abdomen piceous; antennae and tip of abdomen reddish-brown; legs paler. Head subquadrate, sparsely and finely punctate. Thorax oblong, as wide or slightly wider than head, scarcely longer than wide, rather coarsely and sparsely punctate. Elytra as long and slightly wider than thorax. Abdomen as wide as elytra, minutely and very densely punctate. Fifth ventral of male narrowly and deeply impressed along the middle; sixth also with a lengthwise groove and a wide, deep notch at apex. Length 7.5-9 mm.

Vigo and Marion counties; scarce. February 14-October 4.

812 (2525). *LATHROBIUM INSANUS* sp. nov.

Elongate, slender. Dark reddish-brown; elytra tinged with red; legs and antennae paler. Head subquadrate, narrowed in front, its surface, as well as that of thorax, closely and rather coarsely punctate. Antennae slender, the outer joints obconical, as wide at apex as long. Thorax longer than wide, its sides straight, feebly converging from apex to base. Elytra as long as thorax, finely and much more sparsely punctate than there. Abdomen finely and densely punctate. Notch of last ventral of male distinctly wider and less deep than in *simile*. Length 8.5 mm.

Laporte County; rare. July 25.

*L. curvialis* Casey was described from New Jersey, Ohio and Iowa. *L. concolor* Lec., is said by Casey to occur in "Indiana and westward."

#### GROUP C. (LATHROBIOMÆ.)

This group is composed of rather small, slender species which resemble those of Group B, in their large head and thick, bead-like antennae, but the joints of the hind tarsi are subequal. Casey has placed in the group 11 species, two of which may occur in the State, though neither is in the collection at hand. They are:

*L. olthoides* Lec., having the head parallel at the sides, color deep shining black, legs reddish-brown, antennæ dusky; sixth ventral of male with a square notch; length 5-5.4 mm. It has been taken in New England and Iowa. *L. tenuis* Lec., very slender, with head broadest near the base; color similar; sixth ventral of male semicircularly emarginate; length 4.6-5 mm., known from New England, Canada and Michigan, and probably occurs in northern Indiana.

## GROUP D. (TELARIOPLUS.)

This group is chiefly distinguished from other species of *Lathrobium* by the very narrow neck. The antennæ are rather slender and filiform and the body is usually more or less fusiform rather than parallel in outline. The following species have been taken or perhaps occur in the State:

## KEY TO INDIANA SPECIES OF GROUP D.

- a.* Elytra reddish, sometimes clouded with black on suture near base.  
*b.* Thorax deep black.  
*c.* Head parallel or only very feebly and gradually narrowed behind the eyes; thorax strongly and coarsely punctate, the punctures rather dense. SIB. PUNCTULATUM.  
*cc.* Head very obviously narrowed behind the eyes in both sexes. RUBRIPENN.  
*bb.* Thorax dull reddish, similar in color to elytra. SIB. SEMIGRUB.  
*aa.* Elytra not red.  
*d.* Elytra black with the outer apical angles, or sometimes the whole apex, more or less abruptly pale; length 7-7.8 mm. ANGULAR.  
*dd.* Elytra and entire body black, the legs dark; length 5.3-5.8 mm. NIGRUM.

SIB (2512). LATHROBIUM PUNCTULATUM Lec., N. Spec. N. Amer. Col., 1, 1863, 42.

Elongate, slender. Black, shining; antennæ and elytra dull red, the former dusky toward apex; legs dull yellow. Head semicircular behind the eyes, finely and rather sparsely punctate. Thorax oblong, slightly longer than wide, distinctly wider than head; surface, as well as that of elytra, rather coarsely, not closely punctate, the median smooth line very narrow. Elytra one-third wider and distinctly longer than thorax. Abdomen as wide as elytra, minutely and densely punctate. Males with the third to fifth ventral segments feebly impressed along the middle, the sixth acutely and deeply notched. Length 6-7 mm.

Throughout the State; scarce. February 26-October 17. Occurs beneath cover in open upland woods.

*L. rubripennis* Casey, 6 mm. in length, is said to range from Massachusetts to Iowa.

814 (100). *LATHROBIUM SEMIRUBER* Casey, Trans. Acad. Sci. St. L., XV, 1905, 107.

Elongate, rather slender, nearly parallel. Black; thorax and elytra dark dull reddish, the elytra clouded with blackish toward the base; antennæ piceous, paler at base; legs dull yellow. Head orbicular, finely and sparsely punctate; antennæ slender, reaching middle of elytra. Thorax oblong, distinctly wider than head, coarsely, rather sparsely and unevenly punctate. Elytra one-fourth wider but very slightly longer than thorax, coarsely, rather closely and roughly punctate. Abdomen as wide as elytra, finely and densely punctate. Males with fourth and fifth ventrals feebly flattened, sixth with a minute median notch, deeper than wide, and narrower than in *punctulatum*, almost concealed by dense hairs. Length 7-7.5 mm.

Putnam County; rare. October 17. Taken by sifting damp vegetable debris. Described from Iowa.

*L. angulare* Lec., 7-7.8 mm., and *L. nigrum* Lec., 5-5.8 mm. in length, both have a range which favors their occurrence in the State. The latter is a boreal species, known from Massachusetts, Michigan and Wisconsin.

#### GROUP E. (PSEUDOLATHRA).

Small, slender, subdepressed species having the head small, broadly rounded and subtruncate at base; maxillary palpi short and stout; gular sutures widely separated and strongly divergent; antennæ reaching middle of elytra, rather stout, the joints obconic; neck half as wide as head; thorax with median smooth area, defined by impressed rows of punctures. The two known species occur in the State.

815 (2540). *LATHROBIUM ANATE* Lec., Trans. Amer. Ent. Soc., VIII, 1880, 177.

Elongate, very slender. Head black; antennæ, thorax and elytra pale reddish-brown, shining; legs yellow; abdomen piceous, paler at apex. Head rather coarsely and very sparsely punctate. Thorax as wide or wider than head, slightly longer than wide; sides straight, feebly converging from apex to base, disk with a row of close set punctures each side of median line, those on sides few and finer. Elytra slightly wider and but little longer than thorax, with rows of very fine, shallow, indistinct punctures, confused near tips. Abdomen a little narrower at base than elytra, minutely and very densely punctate. Sixth ventral of male with a small triangular notch. Length 3.4-3.7 mm.

Lake, Dubois and Posey counties; scarce. April 21-May 19. Sifted from damp vegetable debris.

816 (101). *LATHROBIUM FLAVIPES* Casey, Trans. Acad. Sci. St. L., XV, 1905, 129.

Slender, subparallel. Dark piceous; head black; antennæ and legs dull reddish-brown. Head rather coarsely and sparsely punctate. Thorax ob-

long, wider than head, sides nearly straight, disk rather coarsely and sparsely punctate. Elytra one-third longer and two-fifths wider than thorax, finely, rather closely punctate, the rows uneven. Abdomen finely and densely punctate. Length 3.8 mm.

Described by Casey from Indiana and Mississippi.

GROUP F. (LATHROTAXIS.)

Rather large, parallel and subdepressed species, having the upper surface except the abdomen coarsely and sparsely punctate; head usually narrower than elytra, its sides broadly rounded into base; labrum with a large triangular notch; antennae rather long and slender, filiform; elytral punctures sparse and in distinct rows.

\*817 (2531). *LATHROBIUM LONGISCULUM* Grav., Mon. Col. Micr., 1806, 181.

Elongate, slender. Head and thorax black; elytra dull red, dusky at middle of base; antennae and legs reddish-brown; abdomen piceous. Head coarsely and very sparsely punctate. Thorax oblong, slightly longer than wide, a little wider than head, sides straight; disk with a wide smooth median space bounded each side by an irregular row of close-set punctures, elsewhere coarsely, very sparsely and irregularly punctate. Elytra one-fourth wider and slightly longer than thorax, each with about six rows of rather coarse, feebly impressed punctures. Abdomen slightly narrower than elytra, finely and rather closely punctate. Sixth ventral of male with a shallow, broadly rounded notch at apex. Length 6.5-7.5 mm.

Throughout the State; frequent. February 14-November 28. Hibernates beneath bark and logs in upland woods.

GROUP G. (LENOLATHRA.)

Small, slender, subparallel polished species having the head narrower than elytra; labrum short, broadly emarginate; thorax small, oblong, the angles distinct; elytra wider and never shorter than thorax, their punctures in rows. One of the four species has been taken in the State.

SIS (2543). *LATHROBIUM DIMIDIATUM* Say, Trans. Amer. Phil. Soc., IV, 1834, 455; *ibid.* 11, 570.

Elongate, very slender. Head and abdomen black; thorax and elytra dull red, the latter often blackish at base; antennae reddish-brown, legs paler. Head coarsely and very sparsely punctate. Thorax slightly narrower than head, a little longer than wide, sides straight; disk with a single row of seven to nine rather coarse punctures each side of the median smooth space; punctures on sides very fine and sparse. Elytra a fourth wider and slightly longer than thorax, each with two or three rows of rather coarse, distant, shallow punctures. Abdomen slightly narrower than elytra, finely but not very closely punctate. Sixth ventral of male with a shallow rounded notch at apex and with a deep, triangular impression before the notch; fifth ventral also with a slight notch. Length 3.8-4.5 mm.

Southern half of State, frequent; much less so northward. March 6–October 10. Occurs beneath bark, vegetable debris, etc.

GROUP II. (CLATHROBIUM.)

This group is represented by one species which is the largest of the genus.

S19 (2511). *CLATHROBIUM GRANDE* Lec., N. Sp. N. Amer. Col., 1, 1863, 42.

Robust, parallel. Black, shining, finely pubescent; antennæ and legs dark reddish-brown. Head wider than long, rather finely, not densely punctate, its sides rounded into the subtruncate base. Thorax oblong-oval, slightly narrower than head, a little longer than wide; disk coarsely, deeply, rather closely punctured, with a narrow median smooth line. Elytra slightly wider and distinctly longer than thorax, coarsely and densely punctate. Abdomen as wide as elytra, finely and rather closely punctate. Sixth ventral of male with a small triangular tooth at apex. Length 10–11 mm.

Steuben and Kosciusko counties; rare. June 26–August 13. A member of the boreal fauna.

GROUP I. (CLATHROBELLA.)

Rather small, more or less fusiform species having the head small, its sides rounded into base; neck half as wide as head; thorax rather large, oblong; elytra with the punctures in rows; abdomen minutely and densely punctate.

The following species have been taken or probably occur in the State:

KEY TO INDIANA SPECIES OF GROUP I.

- a.* Form more convex, less slender; head narrower than thorax; elytra piceous or dark reddish-brown.
- b.* Fifth ventral finely and densely punctate like the fourth; elytral punctures finer, more close set; sixth ventral of male with a broad triangular notch. VENTRALE.
- bb.* Fifth and sixth ventrals less densely punctured; elytral punctures coarser, in more regular impressed rows; sixth ventral of male with an acute triangular notch. S20. COLLARE.
- aa.* Form more slender and depressed; head equal in width to thorax; elytra pale, distinctly longer and wider than thorax.
- c.* Eyes of normal size and prominence, situated at distinctly less than twice their own length from base of head; elytra pale reddish-yellow, with a piceous cloud near scutellum. RUBIDA.
- cc.* Eyes notably smaller, situated at twice their own length from base; elytra pale dull yellow. S21. AMBIGUUM.

*L. ventrale* Lec., 4 mm. in length, was described from Pennsylvania, Florida and Kansas, and therefore probably occurs in Indiana.



820 (2537). *LATHROBIUM COLLARE* Erichs., Gen. Spec. Staph., 1810, 599.

Elongate, slender. Head black, antennae and thorax reddish-brown; legs paler; abdomen piceous, the apex paler. Head as long as wide, coarsely and very sparsely punctate. Thorax slightly longer than wide, much wider than head, sides feebly curved; disk with a smooth median line, bounded each side by an irregular row of fine punctures, and with a few scattered ones each side. Elytra distinctly longer and a little wider than thorax; abdomen slightly narrower than elytra, densely and finely punctate. Length 4.5-5.5 mm.

Southern half of State, frequent; less so northward. February 10-November 1.

*L. rubida* Casey was described from Pennsylvania, Indiana and Mississippi. I have not seen a specimen from the State.

821 (2538). *LATHROBIUM AMBIGUUM* Lec., Trans. Amer. Ent. Soc., VIII, 1880, 177.

Elongate, very slender, subdepressed. Head and abdomen piceous or paler; remainder of body dull brownish-yellow. Head very sparsely punctate; antennae rather thick, reaching middle of elytra. Thorax oblong, sides straight; disk with a row of fine punctures each side of a smooth median line, and with a few scattered ones on sides. Elytra slightly wider and one-third longer than thorax, with rows of fine, close-set punctures. Abdomen narrower at base than elytra, thence feebly widening to fourth segment; densely and finely punctate. Sixth ventral of male with a small triangular notch at apex. Length 3.5-4.5 mm.

Lake, Kosciusko, Marshall, Posey and Perry counties; scarce. April 19-July 24. Occurs beneath bark and rubbish in damp places.

#### GROUP J. (MICROLATHRA.)

One small, pale species represents this group in the State.

822 (2541). *LATHROBIUM PALIDULUM* Lec., Trans. Amer. Ent. Soc., VIII, 1880, 177.

Elongate, very slender. Pale reddish-yellow, strongly shining. Head as long as wide, finely and sparsely punctate, the base truncate; antennae reaching base of thorax, joints short, rather stout. Thorax slightly longer than wide, with a row of fine punctures along each side of a smooth median line. Elytra one-fourth shorter and slightly wider than thorax, with indistinct rows of fine, sparse punctures. Abdomen at base as wide as elytra, feebly widened toward apex, finely not densely punctate. Sixth ventral of male with a small, broad triangular notch at apex. Length 3.8-4 mm.

Marshall, Putnam and Clark counties; scarce. March 25-May 20. Occurs beneath stones in open woodland pastures, often in company with ants.

XLVI. *ADEROCHARIS* Sharp, 1886. (Gr., "eating enough to delight in.")

Rather stout, parallel species, having the head broadly sinuate-truncate at base; third joint of maxillary palpi elongate-oval; antennæ slender, reaching beyond middle of thorax; neck two-fifths as wide as head; thorax subquadrate, the apex somewhat produced forward at middle. One species occurs throughout the Eastern United States.

823 (2559). *ADEROCHARIS CORTICINA* Grav., Mon. Col. Micr., 1806, 184.

Rather broad, moderately convex. Dark reddish-brown, the entire upper surface minutely and densely punctate; antennæ and legs paler; head blackish. Head a little wider than long, its sides feebly curved. Thorax slightly wider than long, a little narrower than head, sides straight, feebly converging from the distinct apical to the broadly rounded basal angles. Median smooth line very narrow. Elytra together quadrate, a little longer and wider than thorax. Abdomen slightly narrower than elytra; the sixth ventral of male broadly and shallowly emarginate. Length 6-7 mm.

Marion and Monroe counties; rare. June 9-June 12. Taken by sifting decaying maple logs. Described by Say from Posey County under the name *Lathrobium mille punctatum*.

XLVII. *SCIOCHARIS* Arrib., 1884.

Small, rather stout brown or piceous species having the two basal joints of antennæ much thickened, the second in our species longer than third; gular sutures but slightly separated, closest together at base; neck less than half as wide as head; front tarsi more or less dilated; basal joint of hind tarsi distinctly longer than second, joints two to four decreasing in length. One of the three United States species occurs in Indiana.

821 ( ) . *SCIOCHARIS CAROLINENSIS* Casey, Trans. Acad. Sci. St. L., XV, 1905, 157.

Parallel, moderately convex. Head piceous; antennæ, legs and abdomen pale reddish-brown; thorax and elytra darker. Head as wide as elytra, its sides feebly curved, finely and densely punctate. Thorax subquadrate, wider than long, widest at apex, its sides straight and feebly converging to base; disk finely and rather densely punctate, with a very narrow smooth median line. Elytra one-third longer, slightly wider and a little more coarsely and sparsely punctate than thorax. Abdomen as wide as elytra, minutely and rather closely punctate. Sixth ventral of male with a broad notch at apex. Length 3 mm.

Orange County; rare. June 2. Sifted from decaying beech stump.

## XLVIII. SCIOCHARILLA Casey. 1905.

Closely related to *Sciocharis*, but differing by the smaller size and in the characters mentioned in the generic key. One species belongs to the Austroriparian fauna.

825 (---). *SCIOCHARILLA DELICATULA* Casey, Trans. Acad. Sci. St. Louis, XV, 1905, 159.

Slender, parallel. Pale to dull brownish-yellow, very minutely punctate, alutaceous; legs and antennae paler. Head piceous, as long as wide, widest at the truncate base; eyes situated twice their length from base. Second antennal joint as long as the next two combined and much thicker. Thorax as long as wide, scarcely narrower than head, sides nearly straight, angles scarcely rounded. Elytra quadrate, parallel, much wider than head, a fifth wider and one-fourth longer than thorax. Length 1.8 mm.

Crawford and Posey counties; rare. May 26–June 3. Described from Alabama.

## XLIX. TRACHYSECTES Casey. 1886.

Represented east of the Rocky Mountains by one small piceous species having the gular sutures narrowly separated and nearest together in front of middle; neck half as wide as head; third joint of antennae distinctly longer than second, the outer joints bead-like; prosternum not carinate; upper surface coarsely and densely punctured.

826 (2560). *TRACHYSECTES CONFLUENS* Say, Trans. Amer. Phil. Soc., IV, 1834, 456; *ibid.* II, 571.

Rather stout, parallel, subconvex. Dark reddish-brown to piceous, feebly shining; legs, tips of elytra and base of antennae paler. Head wider than long, as wide as elytra, its hind angles broadly rounded; densely, coarsely and strigosely punctured. Thorax narrower than head, wider than long; disk with fine, lengthwise wrinkles. Elytra slightly wider and one-third longer than thorax, finely, rather closely and roughly punctate. Abdomen at base slightly narrower than elytra, thence feebly widened to near apex, finely and densely punctate. Sixth ventral of male with a small median notch. Length 3.5 mm.

Throughout the State; frequent. March 17–October 17. Occurs beneath loose bark and dead leaves and in fungi. When uncovered they run very rapidly. The elytra are not always paler at tips and the thorax is often reddish on the sides.

## L. PARAMEDON Casey. 1905. (Gr., "over-provider.")

The principal distinguishing characters of this genus are the strongly dilated front tarsi and the sexual characters of the males. Its members hitherto known have all been from the Pacific or South-western States.

## 827 ( ) 1. PARAMEDON FALLI sp. nov.

Elongate, rather slender, parallel. Dark reddish-brown, finely and sparsely pubescent; antennæ, legs and last two segments of abdomen paler. Head subquadrate, sides straight and parallel behind the eyes; surface finely and rather densely punctate above, more sparsely beneath, the gular sutures very close together. Antennæ reaching almost to base of thorax, basal joint as long as the next three; two to five oval, subequal, longer than wide; six to ten transverse, eleventh slightly longer. Thorax nearly square, sides almost straight, angles rounded, disk finely and rather closely punctate. Elytra slightly wider and one-fourth longer than thorax, finely and densely punctate. Abdomen very finely and more densely punctate. Hind margin of fifth ventral of male with a broad and shallow rounded emargination, on each side of which is a tuft of short stiff black bristles. Length 4 mm.

Steuben County; rare. May 25. Sifted from a nest of mouse at border of sphagnum marsh. Named in honor of H. C. Fall of Pasadena, California.

## 11. PSEUDOMEDON Rey. 1879. (Gr., "false + provider.")

Small, slender species, with the entire upper surface very finely and densely punctate, subopaque; head small; gular sutures very fine, widely separated, nearest together in front, thence widely diverging to base; neck two-fifths as wide as head; front tarsi strongly dilated in both sexes. Two species have been taken in the State.

## 828 ( ) 1. PSEUDOMEDON RUFCOLLE Casey, Trans. Acad. Sci. St. L., XV, 1905, 188.

Elongate, slender. Head, elytra and abdomen dark reddish-brown; thorax pale dull red; antennæ and legs paler. Head as long as wide, three-fourths as wide as thorax, its sides behind the eyes parallel and rounded into base. Thorax subquadrate, as long as wide, sides feebly curved, the angles broadly rounded. Elytra one-third longer and slightly wider than thorax. Abdomen at base as wide as elytra, thence distinctly tapering to apex. Sixth ventral of male with a small rounded emargination at apex. Length 4 mm.

Steuben, Starke, Marion, Putnam and Posey counties; scarce. April 23–October 17. Taken by sifting vegetable debris.

## 829 ( ) 1. PSEUDOMEDON THORACICUM Casey, Trans. Acad. Sci. St. L., XV, 1905, 188.

Form of preceding. Uniform black or very dark piceous; antennæ and legs paler. Head almost as wide as thorax, the latter slightly wider than long, as wide almost as elytra; otherwise as *ruficolle*. Length 3.5 mm.

Marshall County; rare. May 20. Taken from beneath rubbish at margin of lake.

## LII. SCOPEUS Erichs. 1840. (Gr., "a dwarf.")

Very small and delicate species having the labrum short, transverse and toothed; last joint of maxillary palpi acute, distinct; ligula tricuspid; antennae filiform, subacuminate toward apex, the first joint moderately elongate, second and third obconic, the remainder oval; thorax oblong, more or less narrowed in front. Casey has subdivided the genus as defined by Erichson into a number of genera, herewith treated as groups or subgenera, three of which are perhaps represented in Indiana, though members of but two have as yet been taken.

## KEY TO INDIANA GROUPS OF SCOPEUS.

- a.* Neck extremely slender.
- b.* Hind tarsi rather short, the basal joint never more than slightly longer than second; body minute in size, more or less alutaceous; gular sutures rather widely separated. Group A. SCOPEUS.
- bb.* Hind tarsi long, slender, the basal joint always distinctly longer than second; body subparallel, strongly convex, very minutely punctulate and pubescent; gular sutures virtually united from a short distance behind the mentum. Group B. SCOPEOPSIS.
- aa.* Neck moderately narrow, varying from a fourth to nearly a third as wide as head; gular sutures more or less widely separated, farthest apart at base; labrum with four teeth; hind tarsi short, the basal joint but little longer than second; color black, polished, more or less sparsely punctate. Group C. PYENORUS.

## GROUP A. (SCOPEUS.)

Of the 20 or more species ascribed to this group by Casey, but one has as yet been taken in the State.

830 (2546). SCOPEUS EXIGUUS Erichs., Gen. Spec. Staph., 1840, 608.

Slender, parallel. Head and elytra blackish piceous; thorax dusky yellow; abdomen blackish, paler at tip; antennae and legs pale yellow. Head slightly longer than wide, minutely and densely punctate above, more sparsely beneath, truncate-sinuate at base. Thorax oblong, slightly longer than wide, but little narrower and less densely punctate than head; sides obliquely truncate on apical third, thus narrowing to apex. Elytra distinctly wider than head and thorax, but slightly longer than the latter, finely and densely punctate. Abdomen at base slightly narrower than elytra, minutely and densely punctate. Length 2.1 mm.

Marion and Putnam counties; scarce. March 6 June 12. Taken by sifting damp vegetable debris.

## GROUP B. (SCOPEOPSIS.)

*S. duryi* Casey, 4 mm. in length, piceous black, head, thorax and antennae dusky yellow, was described from Cincinnati and was

sifted from a patch of withered fungus. Very probably occurs in southern Indiana.

Group C. (PYCNORA S.)

Body rather thick and convex; legs stout, the front tarsi dilated; front angles of thorax obliterated. One of the three species ascribed to the group has been taken in the State.

S31 (2548). SCOPULUS BENTIGER Lec., Trans. Amer. Ent. Soc., VIII, 1880, 179.

Elongate, convex. Black, feebly shining, thinly clothed with very fine gray pubescence; antennæ and tarsi dark reddish-brown; legs and abdomen piceous. Head longer than wide, truncate at base, very minutely and sparsely punctate above, more distinctly beneath. Antennæ reaching base of thorax, the outer joints scarcely thicker. Thorax elongate-oval, one-third longer than wide, sides feebly curved, converging from middle to base and apex; disk, as well as that of elytra, finely and sparsely punctate. Elytra as long and scarcely wider than thorax. Abdomen as wide as elytra, minutely and densely punctate. Length 3-3.2 mm.

Kosciusko County; rare. June 24. Sifted from sphagnum moss at edge of tamarack marsh. The males have the femora thicker, the hind ones bent, concave beneath, the curved edge finely serrate and with a tooth near trochanter.

LIII. STILICUS Latr. 1829. (Gr. "a style.")

Small slender species having the labrum broadly rounded or subtruncate at apex; second joint of maxillary palpi much shorter than third; head rounded or subtruncate at base; surface usually coarsely punctured. The head is narrowed behind and the thorax in front, the two parts being united by a mere point, giving to them the aspect of small ants. The following species have been taken or probably occur in the State:

KEY TO INDIANA SPECIES OF STILICUS.

- a. Under surface of head densely punctured.
  - b. Upper surface finely and densely punctate; head subquadrate, truncate at base; elytra with the outer apical angles broadly pale.
 

OPACULUS.
  - bb. Upper surface of head and thorax coarsely, elytra finely and sparsely punctured; tips of elytra pale; head rounded at base; thorax without a smooth median line.
 

RUDIS.
- aa. Under surface of head sparsely punctured.
  - c. Labrum with two acute teeth at apex; sculpture above not very fine and dense.
    - d. Head not strigosely punctured above; thorax with a broad, smooth dorsal line; elytra distinctly wider than head. S32. ANGULARIS.
  - dd. Head and thorax strigosely punctured above.

*c.* Elytra bronzed brown, the tips narrowly pale, more widely toward sides; wider than head, finely and very sparsely punctate.

S33. DENTATUS.

*cc.* Piceous black; elytra scarcely at all paler at tip, not wider than head, rather closely punctate.

S31. BIARMATUS.

*cc.* Labrum with four teeth, the outer pair very small, the inner pair short, broad and widely separated; surface very finely and densely punctate; head rounded behind; prosternum strongly carinate.

TRISTIS.

*S. opaculus* Lec., 4 mm. in length, has been taken at Cincinnati, and *S. rudis* Lec., 4.5 mm. in length, in Illinois.

S32 (2554). *STELICUS ANGULARIS* Erichs., Gen. Spec. Staph., 1840, 631.

Dark reddish-brown, shining; elytra with tips pale; abdomen piceous; legs pale yellow. Head as wide as long, broadly rounded and subtruncate at base, coarsely and densely punctate, the punctures rounded, shallow, each bearing a minute hair. Thorax but little longer than wide, three-fourths as wide as head, the obtuse angles at apical third distinctly rounded; disk sparsely and coarsely punctured on sides with a broad smooth median line. Elytra one-half wider and one-third longer than thorax, finely and sparsely punctate. Abdomen narrower at base than elytra, minutely and rather closely punctate. Fifth ventral of male feebly flattened, its apex truncate without a tooth. Length 3.8-4 mm. (Fig. 164.)

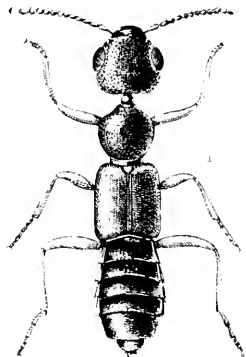


Fig. 164. (Original.)

Marion, Monroe, Lawrence and Spencer counties; scarce. April 12-July 29. Occurs beneath carrion and leaves.

S33 (2556). *STELICUS DENTATUS* Say, Trans. Amer. Phil. Soc., IV, 1834, 457; *ibid.*, II, 573.

Head, thorax and elytra dark reddish-brown, the elytra strongly shining; abdomen black; antennae reddish-brown; legs and tips of elytra pale yellow. Head longer than wide, strongly rounded at base, its punctures elongate and dense. Thorax three-fifths as wide as head; disk with lengthwise wrinkles, the median smooth line very narrow, forming an obtuse carina. Elytra three-fourths wider and a third longer than thorax. Abdomen at base narrower than elytra, thence gradually widening, surface shining, finely and sparsely punctate. Fifth ventral of male with a median tooth. Length 3.7-4 mm.

Putnam, Marion and Posey counties; scarce. March 20-November 28. Taken by sifting damp leaves and in fungi.

S31 (2557). *STELICUS BIARMATUS* Lec., Trans. Amer. Ent. Soc., VIII, 1880, 178.

Piceous black. Elytra scarcely at all paler at tip; antennae and legs dusky yellow. Head as wide as long, its base broadly rounded, surface, as

well as that of thorax, densely and strigosely punctate. Thorax three-fifths as wide as head, median smooth line narrow. Elytra one-third wider but not longer than thorax. Abdomen at base as wide as elytra. Fifth ventral of male with two small tubercles on hind margin. Length 3.7-4 mm.

Kosciusko County; rare. June 25. Sifted from vegetable debris at edge of tamarack swamp. A member of the boreal fauna.

*S. tristis* Melsh., 5.5-7 mm. in length, has been taken near Cincinnati and ranges from Pennsylvania to Arizona. It doubtless occurs in southern Indiana.

#### LIV. MEGASTILICUS Casey, 1889. (Gr., "large + style.")

This genus was erected by Casey upon a very stout form with a small orbicular head, having the body, especially the margins, thickly clothed with short, stiff bristles.

835 (9650). MEGASTILICUS FORMICARIUS Casey, Entom. Amer., V, 1889, 183.

Dark reddish-brown, opaque; head and abdomen piecous. Head nearly circular, not punctured but coarsely alutaceous; neck exceedingly small; antennæ reaching base of thorax, stout, the joints closely united. Thorax slightly longer than wide, widest one-third from apex, the sides thence rapidly converging to apex, nearly straight to base; disk coarsely alutaceous, the median line smoother. Elytra three-fourths wider and one-third longer than thorax, finely, sparsely and roughly punctate. Abdomen short and broad, strongly margined, less than one-half longer than elytra, finely and densely punctate. Length 5 mm.

Putnam and Spencer counties; rare. April 9-June 13. Occurs in the large cone-shaped nests of ants, especially those of *Formica exsectoides*.

#### LV. LEPTOGENTUS Casey, 1905.

Minute reddish-brown species having the eyes very small; labrum with four teeth; antennæ extremely short, not longer than head; neck about one-fifth as wide as head; thorax obliquely narrowed in front. Two species occur in the Eastern United States, one of which has been taken in Indiana.

836 (9657). LEPTOGENTUS BREVICORNIS Casey, Trans. Acad. Sci. St. Louis, XV, 1905, 217.

Slender, subparallel, feebly convex. Pale reddish-brown, closely, coarsely and rugosely punctate; elytra somewhat darker. Head longer than wide, its sides parallel. Thorax three-fourths the width of head, about as long as wide, base twice as wide as apex, median line feebly carinate. Elytra together as long as wide, one-third wider and a fourth longer than thorax. Abdomen as wide as elytra. Length 1.7 mm.



Southern half of State; frequent. March 25–May 11. Taken by sifting and from decaying fruit. One of the smallest of Staphylinids.

LVI. P. *PEDERUS* Gray, 1806. (Gr., "a precious stone.")

Small, slender, convex species, sparsely clothed with erect hairs and having the prosternum shortened between and under the coxae, not reaching mesosternum; neck one-third the width of head, labrum emarginate at apex; last joint of maxillary palpi obtuse; tarsi with the fourth joint bilobed beneath. Three species are known from the State, all colored alike, being reddish-yellow, shining, with the head and last two segments of abdomen black; elytra dark blue.

KEY TO INDIANA SPECIES OF *PEDERUS*.

- a*. Elytra much shorter than wide; distinctly shorter than thorax, sparsely, coarsely and deeply punctate. S37. *PALUSTRIS*.  
*aa*. Elytra subquadrate, at least as long as wide, and as long as or longer than thorax.  
*b*. Thorax ovate; elytral punctures coarse, deep, rather close-set throughout. S38. *LITTORARIUS*.  
*bb*. Thorax elongate-oval; elytral punctures shallow, much less coarse and very sparse, obsolete toward apex. S39. *OBLITERATUS*.

S37 (2572). *PEDERUS PALUSTRIS* Aust., Proc. Bost. Soc. Nat. Hist., XIX, 47.

Elongate, slender. Antennae piceous, the apical and four basal joints pale, the outer joints gradually thickened. Head suborbicular, as wide as long, rather coarsely and sparsely punctate. Thorax elongate-oval, slightly narrower than head, very sparsely punctate. Elytra as mentioned in key, the basal angles very broadly rounded. Abdomen as wide as elytra, minutely punctate. Length 4.5–5 mm.

Starke, Knox and Posey counties; scarce. April 18–June 17. Sifted from debris along the margins of ponds and lakes.

S38 (2573). *PEDERUS LITTORARIUS* Gray., Mon. Col. Micr., 1806, 112.

Elongate, slender, subparallel. Antennae piceous at middle, the base and two or three apical joints pale, the outer joints not enlarged. Head slightly longer than wide, base broadly rounded; surface, as well as that of thorax and abdomen, finely and very sparsely punctate. Thorax convex, slightly longer than wide, a little narrower than head; sides feebly curved. Elytra equal in length to and one-fourth wider than thorax. Abdomen a little narrower than elytra, parallel. Male with the slit of the sixth ventral three times as deep as wide. Length 4.2–5.5 mm.

Throughout the State; common. February 14–November 10. Occurs especially in open woodland. Hibernates beneath and between the leaves of mullein.

839 (2575). PEDERUS OBLITERATUS Lec., Proc. Amer. Phil. Soc., XVII, 1878, 395.

Elongate, very slender. Head as broad as long, slightly wider than thorax and, like the latter, very finely and sparsely punctate. Thorax elongate-oval, sides feebly curved. Elytra distinctly longer than wide, a fourth wider and slightly longer than thorax. Abdomen as wide as elytra, minutely and sparsely punctate. Male with the sixth ventral cleft nearly to base. Length 4.7-5.2 mm.

Kosciusko County; rare. October 26. Occurs along the borders of the larger lakes and the seacoast of the Eastern United States.

LXII. *SINUS* Steph., 1831. (Gr., "to be together.")

Elongate, very slender species having the labrum short truncate, bidentate; prosternum carinate; base of head more or less broadly curved and truncate; basal joint of hind tarsi much elongated, the fourth joint of all the tarsi bilobed beneath. The following species have been taken or probably occur in the State:

KEY TO INDIANA SPECIES OF *SINUS*.

- a. Head black or piceous.
  - b. Elytra in part, sometimes almost wholly, black.
    - c. Abdomen wholly dark; elytra pale at apex.
      - d. Elytra distinctly longer than thorax; head more densely punctured beneath. CINCTUS.
      - dd. Elytra equal to or shorter than thorax; head less densely punctured beneath. S40. LINEARIS.
    - cc. Abdomen reddish-yellow, usually black at tip; elytra subequal in length and width to thorax, with a large dark spot on outer side behind the middle. S41. BINOCTATUS.
  - bb. Elytra wholly pale, small, equal to or shorter than thorax; body wholly pale except the head and last two segments. BREVIPEXIS.
- aa. Head and entire body except the last two segments pale; elytra distinctly longer than thorax. S42. DISCOPECTATUS.

*S. cinclus* Say, 3.5-4.5 mm. in length, occurs from New York to Iowa. It is usually listed as *prolixus* Erichs., but Say's name has priority.

S40 C. 1. *SINUS LINEARIS* Erichs., Gen. Spec. Staph., 1840, 639.

Elongate, parallel. Black or piceous, subopaque; legs, antennæ and apical third of elytra pale yellow. Head as wide as long, slightly wider than thorax, its surface, as well as that of the latter, coarsely and densely punctured, the punctures elongate. Thorax oval, as wide as long, sides feebly curved, base slightly narrower than apex. Elytra a little wider, about as long and more coarsely punctate than thorax. Abdomen at base slightly narrower than elytra, gradually and feebly widening toward apex, finely and densely punctate. Length 4.1 mm.

Throughout the State; frequent. March 20–May 19. Taken by sifting. Probably hibernates as imago. This, as well as the other species, runs with great rapidity when disturbed.

841 (2579). *SUNIXUS BINOVATUS* Say, Proc. Phil. Acad. Nat. Sci., III, 1823, 154; *ibid.* II, 99.

Very slender, parallel. Head, a large spot on elytra and tip of abdomen black; thorax, base and suture of elytra and base of abdomen reddish-yellow; antennae, legs and tip of abdomen pale yellow. Head longer than wide, wider than thorax and elytra. Thorax elongate-oval, the sides feebly converging from apical third to base; surface, as well as that of head and elytra, punctured as in *linearis*. Abdomen slender, gradually broader behind. Length 3.5–4 mm.

Marion and Putnam counties; scarce. April 4–October 10. Taken by sifting damp vegetable debris.

*S. brevipennis* Austin, 3–3.7 mm. in length, occurs from Massachusetts to Iowa and doubtless inhabits Indiana.

\*842 (—). *SUNIXUS DISCOPUNCTATUS* Say, Trans. Amer. Phil. Soc., IV, 1834, 157; *ibid.* II, 572.

Very slender, subparallel. Pale reddish-yellow, last two abdominal segments black. Head rather small, narrower than elytra. Thorax oval, narrower than head, slightly longer than wide, sides rounded at apical fourth, thence feebly converging to base; punctate as in *linearis*. Elytra a third longer and distinctly wider than thorax. Abdomen at base slightly narrower than elytra, its sides almost parallel. Length 3.8–4 mm.

Throughout the State; frequent. February 20–November 28. Occurs especially beneath stones, bark, etc., in high, open woodland. Listed as *longiusculus* Mann., of which it is usually considered a synonym, but Casey says the latter is a Pacific Coast species, with much larger elytra.

#### LVIII. *STILICOPSIS* Sachse, 1852. (Gr., "style face.")

Minute pale species having the thorax almost circular, its median line finely elevated; elytra short with diverging sides; abdomen broad, convex.

843 (2582). *STILICOPSIS PARADOXA* Sachse., Stell. Ent. Zeit., 1852, 144.

Short, parallel. Pale yellow throughout. Head scarcely as long as wide, coarsely and densely punctate, its sides rounded into the slender neck; eyes prominent, coarsely granulate; antennae reaching middle of thorax, the outer joints somewhat thickened. Thorax equal to head in width, nearly circular, rather densely granulate punctate. Elytra distinctly wider and shorter than thorax, coarsely, closely and rugosely punctate. Abdomen at middle wider than elytra, finely, densely and roughly punctate. Length 2.5–2.7 mm.

Putnam County; scarce. March 26-October 10. Sifted from damp vegetable debris.

Tribe II. PINOPHILINI.

Elongate, slender, subcylindrical species having the fourth joint of maxillary palpi as long as the third and obliquely hatchet-shaped. Two genera compose the tribe, both of which occur in Indiana.

KEY TO GENERA OF PINOPHILINI.

- a.* Abdomen distinctly margined; species black or piceous. LIX. PINOPHILUS.  
*aa.* Abdomen not margined; species usually pale yellow. LX. PALAMINUS.

LIX. PINOPHILUS Gray, 1802. (Gr., "filthiness-loving.")

Rather large blackish species having the head short, wider than long, about as wide as thorax, its base truncate; neck one-half the width of head; antennæ very slender, reaching nearly to base of thorax; mandibles long, strongly curved, each with a blunt median tooth which is notched at apex; eyes large, very close to base of head; basal joint of hind tarsi as long as the next three, fourth joint bilobed. Only isolated descriptions of the five North American species are extant. Two are known from Indiana.

811 (2585). PINOPHILUS LUTIPES Gray, Mon. Col. Micr., 1806, 202.

Elongate, parallel. Black, feebly shining, sparsely clothed with grayish hairs. Antennæ, legs and hind margins of abdominal segments pale reddish-yellow. Head very finely and sparsely punctate, with a number of coarse, deep punctures above and behind the eyes. Thorax slightly longer than wide; base and apex truncate; sides nearly straight, feebly converging from apex to base; disk coarsely, rather sparsely and irregularly punctate. Elytra slightly wider and nearly one-half longer than thorax, coarsely, deeply and densely punctate. Abdomen at base a little narrower and more finely and sparsely punctate than elytra. Front tarsi of male short, very strongly dilated, the joints membranous and overlapping. Length 13-15 mm.

Southern half of State; scarce. March 8-December 3. Occurs singly beneath logs and stones in upland woods. One of the longest of our Staphylinids.

815 (2588). PINOPHILUS ORATUS Lec., N. Sp. N. Amer. Col., 1, 1863, 49.

Smaller and more slender than *lutipes*. Black, subopaque, head and thorax feebly shining; antennæ, palpi and legs pale yellow. Elytra much more finely and deeply punctate, but slightly longer than thorax. Abdomen more finely punctate. Length 8-9 mm.

Lake County; rare. May 30. One specimen from the beach of Lake Michigan.

## LX. PALAMINUS Erichs. 1840. (Gr., "hand.")

Small, slender, subcylindrical species, having the head broader than long, its base truncate immediately behind the eyes; antennae slender, longer than head and thorax; last joint of maxillary palpi relatively shorter and broader than in *Pinoophilus*. Abdomen cylindrical, narrower than elytra, its sides not margined.

846 (2592). PALAMINUS TESTACEUS Erichs., Gen. Spec. Staph., 1840, 683.

Elongate, very slender. Pale reddish-yellow, shining, sparsely clothed with long yellowish hairs; abdomen reddish-brown; antennae and legs pale yellow. Head rounded in front, coarsely and sparsely punctate. Thorax subquadrate, slightly wider than long, sides rounded into base, which is but slightly narrower than apex; disk convex, coarsely and rather sparsely punctate. Elytra slightly wider and twice as long as thorax, rather coarsely, not densely punctate. First four segments of abdomen with coarse overlapping, scale-like granules; the fifth and sixth smooth. Last ventral of male with middle lobe curved, bent to one side and obliquely truncate at tip. Length 3.5-4 mm. (Fig. 165.)




Fig. 165. (Original.)

Throughout the State; frequent. April 18-June 21. Taken by sifting; also on fungi and beneath bark. Their motion is wriggling or vermicular, like that of a worm or snake.

847 (2597). PALAMINUS LARVAEIS Lec., N. Sp. N. Amer. Col., 1, 1863, 49.

Elongate, very slender. Color of *testaceus*, the head darker and shorter. Thorax obcordate, much narrower at base than apex, coarsely and very sparsely punctate. Elytra slightly narrower and not longer than thorax, coarsely, deeply and sparsely punctate; abdomen as in *testaceus*, the imbricated scales extending to middle of fifth segment. Length 3.2 mm.

Starke County; rare. May 19. Sifted from sphagnum moss.

## Subfamily V. TACHYPORINAE.

Rather short and broad convex Staphylinids, having the body conical and pointed behind; antennae widely separated at base, inserted at the sides of the front above the base of mandibles, usually beneath the side margin of the front, sometimes free, but never beneath a projecting ridge as in the Paderinae; head narrower than thorax, its base not constricted but covered by the front of thorax; front coxae large, conical and prominent, their trochanters very distinct; spiracles of thorax distinct; hind coxae transverse or triangular; tibiae with numerous spines; abdomen conical, often bordered and terminated with divergent spines.

The one paper treating of the North American species of the subfamily is by

Horn. "Synopsis of the Genera and Species of the Staphylinid Tribe Tachyporini of the United States." *in* Trans. Amer. Ent. Soc., VI, 1877, 81-128.

The subfamily is separated into five tribes, and these in turn into genera.

KEY TO TRIBES OF TACHYPORINÆ.

- a.* Hind coxæ transverse, reaching the side pieces of the metathorax.  
*b.* Antennæ 10-jointed; tarsi 4-jointed. Tribe I. HYPOCYPTINI, p. 442.
- bb.* Antennæ 11-jointed; tarsi 5-jointed.  
*c.* First joint of hind tarsi nearly as long as tibiae; hind coxæ apparently united with the metasternum. Tribe II. TRICHOPTYNI, p. 442.
- cc.* First joint of hind tarsi moderate or short; hind coxæ free.  
*d.* Head not margined on the sides beneath the eyes; elytra distinctly longer than the thorax, minutely and irregularly punctate. Tribe III. TACHYPORINI, p. 443.
- dd.* Head margined on the side beneath the eyes; elytra about as long as thorax, smooth or with three or more rows of punctures. Tribe IV. BOLITOBINI, p. 452.
- aa.* Hind coxæ triangular, prominent; antennæ 11-jointed; tarsi 5-jointed; head not margined. Tribe V. HABROCERINI, p. 457.

Tribe I. HYPOCYPTINI.

Very small, broadly oval pubescent species, which occur for the most part in the nests of ants. When disturbed they bend the head under the body which, together with their convex forms, gives them the appearance of little globes or balls. No representative of the tribe has been taken in the State, though Dury has taken *Microcyp- tus testaceus* Lee, from the nest of a small black ant near Cincinnati. It is reddish-yellow, with the middle coxæ narrowly separated; mesosternum carinate; length .8 mm.

*Hypocypus longicornis* Payk., black, legs and antennæ pale yellow, middle coxæ widely separated, mesosternum flat, length 1 mm., may occur in the southern half of the State.

Tribe II. TRICHOPTYNI.

Two genera represent this tribe in the Eastern United States, both of which occur in the nests of white ants (*Termites*). Both genera have a southern range and both are perhaps represented in southern Indiana, though only the single species of one has as yet been taken.

## KEY TO GENERA OF TRICHOPEYINI.

- a.* Body broad, narrowed behind, clothed with long, sparse, bristly hairs; thorax narrowed in front, not impressed. LXL. *TRICHOPEXENSUS*.  
*aa.* Body narrower; thorax not narrowed in front, with an apical impression, the bottom of which is membranous. XENISTUSA.

LXL. *TRICHOPEXENSUS* Horn, 1877. (Gr., "little hair-like.")

Represented in southern Indiana and southward by one small form having the tibiae distinctly spinulose, middle coxae contiguous; abdomen and elytra not margined.

S48 (2602). *TRICHOPEXENSUS DEPRESSUS* Horn, Trans. Amer. Ent. Soc., VI, 1877, 88.

Oblong, depressed. Brownish-yellow, glabrous, very shining and without punctures. Thorax nearly twice as wide as long, sides slightly curved, base truncate, hind angles acute. Elytra each quadrate, as long as broad, together not wider and a little shorter than thorax, and with three transverse rows of erect yellowish hairs. Abdomen conical and bearing numerous sparse, erect hairs. Length 1.2 mm.

Crawford County. May 15. Four or five specimens were taken in the nests of *Termes flavipes* Koll., beneath flat stones near the mouth of Wyandotte Cave.

## Tribe III. TACHYPORINI.

Rather short, broad species, with a conical abdomen, which is never turned upward when disturbed, as is the habit of most other Staphylinids. They occur in fungi, dung and other decaying matter.

## KEY TO INDIANA GENERA OF TACHYPORINI.

- a.* Abdomen with a narrow margin; tibiae with a fringe of uneven spinules at tip.  
*b.* Mesosternum not carinate.  
*c.* Maxillary palpi filiform; body oblong, somewhat depressed, moderately tapering; length 3-6 mm. LXII. *TACHINUS*.  
*cc.* Maxillary palpi awl-shaped; body short, convex, abruptly tapering; length less than 3 mm. LXIII. *TACHYPORUS*.  
*bb.* Mesosternum carinate; maxillary palpi filiform; front tarsi of male simple.  
*d.* Elytra not extended at sides below the body. CLEA.  
*dd.* Elytra projected at the sides below the body. LXIV. *ERCHOMUS*.  
*aa.* Abdomen not margined; surface finely pubescent; tibiae with a fringe of equal spines at tip. LXV. *CONOSOMA*.

LXII. *TACHINUS* Gray, 1802. (Gr., "swift.")

A large genus, the species of which are very difficult to separate, unless both sexes are present. The males have the front tarsi always dilated and the last or seventh ventral segment deeply divided, form-

ing processes or lacinia: of varying shape, frequently long and slender and decurved, resembling somewhat the forceps of an earwig, often broader in the form of triangular plates. The sixth segment varies also in form and sculpture, the hind margin being notched in most species and the surface concave or impressed, the impression often wholly or partly filled with very short, stout bristles, thus forming a "spongy space." The hind margin of the sixth ventral in part of the species is also pectinate or fringed on each side with stiff, close-set spinules, thus forming a comb-like structure.

In the female the front tarsi are not dilated and the last ventral is (*a*) either entire and fringed behind with short equal spinules (*flavipennis* and *circumcinctus* only) or (*b*) divided into six rather long and slender processes. In the latter case the last dorsal is trilobed, with the middle lobe either entire, emarginate, bifid or trifid at apex. In the key the characters given pertain only to the male, unless the female be mentioned specifically.

KEY TO INDIANA SPECIES OF TACHINUS.

- a*. Sixth ventral pectinate on its hind margin.
- b*. Sixth ventral with a spongy space on the center of the impression; female with middle lobe of last dorsal shorter than the side lobes, slender and feebly notched at tip. S19. MEMOXIUS.
- bb*. Sixth ventral without a spongy space at middle, very deeply emarginate, the angles prolonged.
- c*. Spinules on hind margin of sixth ventral bordering the entire emargination; female with middle lobe of last dorsal as long as the side lobes, deeply divided to form two slender processes; piecous, the sides and base of thorax paler. S50. REPANDUS.
- cc*. Spinules divided into three groups; pale reddish-yellow; length 3.5 mm. SCRUTATOR.
- aa*. Sixth ventral segment not pectinate on hind margin.
- d*. Form parallel; abdomen not narrowed except at tip; female as in *repandus*. PARALLELUS.
- dd*. Abdomen gradually narrowed from base to tip.
- e*. Sixth ventral with a spongy space on its middle.
- f*. Abdomen rather coarsely punctured; elytra clay-yellow; female with last ventral entire, last dorsal with the three lobes united. S51. FLAVIPENNIS.
- ff*. Abdomen very obsolete punctured; female with middle lobe of last dorsal as long as and broader than the side lobes, the tip notched one-third toward base. S52. LURIDUS.
- cc*. Sixth ventral without a spongy space on its middle.
- g*. First two ventrals strongly carinate at middle.
- h*. Processes of last ventral long and curved; last dorsal with four acute teeth; elytra pale brown, their tips piecous; female with middle lobe broad, shorter than side ones, and triangularly notched at tip. S53. FIMBRIATUS.



- hh.* Processes shorter, straight; last dorsal with short teeth; female as in *parallelus*. PICIPES.
- gg.* First two ventrals not or feebly carinate.
- i.* Sixth ventral concave, emarginate behind.
- j.* Hind margin of sixth ventral emarginate at middle and sides; female with middle lobe broad, as long as the side ones, its tip broadly triangularly notched. SCHWARZI.
- ij.* Hind margin emarginate at middle only.
- k.* Thorax entirely dull yellow; female with middle lobe shorter than side ones, broadly oval, rarely with a feeble notch at tip. LIMBATUS.
- kk.* Thorax piceous with narrow pale border; elytra distinctly punctate; female as in *luridus*. S54. PALLIPES.
- ii.* Sixth ventral not concave or emarginate.
- l.* Last dorsal with four teeth; elytra coarsely and irregularly punctured; female as in *flavipennis*. CIRCUMJECTUS.
- il.* Last dorsal with three teeth; elytra coarsely and evenly punctured; female as in *luridus*. NITIDULOIDES.

S49 (2608). *TACHINUS MEMNONIUS* Grav., Mon. Col. Micr., 1806, 192.

Uniform piceous, moderately shining; legs and antennae reddish-brown. Thorax one-half longer than wide, sides broadly curved, hind angles obtuse; disk minutely alutaceous. Elytra together one-third longer than wide, finely alutaceous, very finely and sparsely punctate. Length 5.5-7.5 mm.

Southern half of State, frequent; probably throughout. October 4—November 8. Occurs in decaying fungi.

S50 (2613). *TACHINUS REPANDUS* Horn, Trans. Amer. Ent. Soc., VI, 1877, 97.

Piceous, shining, very finely alutaceous; sides and base of thorax reddish-yellow; antennae long, slender, piceous, the two basal joints paler; legs dull yellow. Head, thorax and elytra very minutely punctulate. Elytra as broad as long. Abdominal segments wrinkled at middle. Last ventral of male deeply divided, the lobes straight. Length 4.5-5 mm.

Putnam County; rare. September 25.

*T. scrutator* Horn, dark reddish yellow, 3.5 mm. in length, was described from Illinois, while *T. parallelus* Horn, 6-6.5 mm. in length, piceous, with thorax, elytra, legs and antennae reddish-brown, is recorded from Illinois and Canada.

S51 (2619). *TACHINUS FLAVIPENNIS* Dej., Cat., 1836.

Head and thorax black, shining; elytra pale clay yellow; antennae dusky, the basal joints and legs reddish-brown; abdomen and under surface piceous. Head and thorax very finely and indistinctly punctate. Elytra together scarcely longer than wide, minutely punctate. Abdomen finely punctured above, more coarsely beneath. Length 6 mm.

Kosciusko County; frequent locally. June 24. Taken from white fleshy fungi.

852 (2620). *TACHINUS TURIDUS* Erichs., Gen. Spec. Staph., 1840, 920.

Head black; legs, sides of thorax, basal two-thirds, sides and tip of elytra dull yellow; antennæ reddish-brown, the four basal joints paler; under surface and abdomen piceous. Head and thorax minutely alutaceous, very finely and indistinctly punctate. Elytra together one-third longer than wide, more distinctly alutaceous, sparsely and finely punctate. Abdomen punctured as elytra, almost smooth beneath. Length 5-5.6 mm.

Laporte County; rare. May 7.

853 (2621). *TACHINUS FIMBRIVATUS* Gray., Mon. Col. Micr., 1806, 191.

Head and thorax black, shining; elytra pale chestnut brown, tip narrowly piceous; antennæ black, four basal joints and the last one pale; abdomen, under surface and legs piceous. Head and thorax finely alutaceous, minutely punctate. Elytra together as wide as long, minutely alutaceous, rather coarsely and irregularly punctate, some of the punctures in evident rows. Abdomen shining, sparsely punctulate above, more coarsely beneath. Length 7-9 mm.

Throughout the State; common. April 11–October 6. Occurs in fleshy fungi. Our largest and broadest species. The first two ventrals of both sexes are carinate between the hind coxæ.

*T. picipes* Erichs., uniform piceous, 7-8 mm. in length, occurs from Canada to Virginia; *T. schwarzi* Horn, also piceous and 8 mm. in length, has been taken at Detroit and near Cincinnati; *T. limbatus* Melsh., 7-7.5 mm. in length, is known from the Middle States and near Cincinnati.

854 (2626). *TACHINUS PALLIUS* Gray., Mon. Col. Micr., 1806, 20.

Piceous black, shining; legs, margin of thorax, base and sides of elytra and four basal joints of antennæ, reddish-yellow. Head and thorax finely alutaceous, minutely and sparsely punctulate. Elytra slightly longer than wide, finely but distinctly punctured, finely alutaceous. Abdomen more finely punctured than elytra. Length 5-6 mm.

Throughout the State; common. February 21–October 4. Occurs beneath bark and on fungi. Also taken in numbers March 16 from beneath a mass of old honeycomb.

*T. circumcinctus* Makl., piceous, elytra chestnut brown, length 1.5 mm., is a boreal species recorded from Michigan and Kansas; *T. nitiduloides* Horn, piceous with sides of thorax and tips of elytra paler, length 3 mm., is said to be found from Canada to Maryland, and is reported from Cincinnati by Dury.

LXIII. *TACHYPORES* Gray., 1806. (Gr., "swift" = to walk.)

Short, broad, convex species having the abdomen abruptly tapering and beset with bristly hairs. The males have the front tarsi distinctly dilated, the sixth ventral triangularly notched and the

last dorsal with entire hind margin. The females have the front tarsi feebly or not at all dilated, last ventral semi-circular and the last dorsal with four equal acute teeth.

## KEY TO INDIANA SPECIES OF TACHYPORUS.

- a.* Form convex and rather robust.  
*b.* Color in great part pale reddish-brown or reddish yellow.  
*c.* Elytra bicolored.  
*d.* Under surface piceous.  
*c.* Elytra with sides and an oblique discal spot on each black; abdominal segments piceous at base. §55. *MACULIPENNIS*.  
*cc.* Elytra with basal half or two-thirds shining black; abdomen above reddish-yellow, the last two segments black.  
§56. *PULCHRUS*.  
*dd.* Under surface, except last two segments, pale; elytra with scutellar blotch only black. §57. *ELIGANS*.  
*cc.* Elytra uniform in color or slightly darker around the scutellum; thorax and elytra paler than abdomen.  
*f.* Thorax not broader than elytra, rapidly narrower to apex.  
§58. *JOCOSUS*.  
*ff.* Thorax broader than elytra, its sides strongly curved.  
§59. *CHRYSOMELINUS*.  
*bb.* Color pitchy black; apex of elytra paler; femora and coxae piceous.  
*NANUS*.  
*aa.* Form more or less depressed, slender.  
*g.* Color dark fuscous brown to pitchy black; elytra in part or wholly paler; third joint of maxillary palpi normal. §60. *SCUTULUS*.  
*gg.* Color reddish-yellow; third joint of maxillary palpi stout.  
§61. *BRUNNEUS*.

§55 (2632). *TACHYPORUS MACULIPENNIS* Lec., Proc. Phil. Acad. Nat. Sci., 1866, 374.

Head black, smooth; thorax and elytra dark reddish-brown, strongly shining; elytra each with an oblique spot near middle and an oblong one on side, black, these sometimes united; basal portion of abdominal segments and under surface piceous; legs and antennae pale. Thorax smooth, nearly twice as wide as long, not wider than elytra, sides curved, hind angles obtuse. Elytra together wider than long, slightly longer than thorax, both they and abdomen very finely and sparsely punctate and pubescent. Length 3.5-4 mm.

Southern two-thirds of State; frequent. February 10 December 7. Hibernates beneath mullein leaves and rubbish. The thorax often has a dusky spot on disk.

§56 (—). *TACHYPORUS PULCHRUS* sp. nov.

Reddish-yellow, strongly shining. Head, basal fourth of thorax, basal half or two-thirds of elytra and last two segments of abdomen, black; under surface piceous. Elytra without visible punctures, very sparsely and finely pubescent. Length 3 mm.

Lake, Marion and Putnam counties; rare. March 13-December 7. A handsome species which may prove to be the European *ob-lusus*.

857 (2633). *TACHYPORUS FLEGANS* HORN, Trans. Amer. Ent. Soc., VI, 1877, 103.

Reddish-yellow, strongly shining; head, last two segments of abdomen and a circumscutellar spot of elytra black. Antennæ slightly longer than head and thorax, the latter as in *maculipennis*. Elytra and abdomen very finely and sparsely punctate and pubescent. Under surface of abdomen more distinctly punctured than above. Length 3.5 mm.

Putnam County; rare. March 20.

858 (2634). *TACHYPORUS JOCOSUS* Say, Trans. Amer. Phil. Soc., IV, 1831, 166; *ibid.* II, 582.

Piceous, shining; head black; thorax, elytra and legs reddish-yellow; antennæ dull yellow, the outer joints dusky. Thorax smooth, twice as wide as long, hind angles rounded. Elytra together as long as wide; surface, as well as that of abdomen, sparsely punctulate and pubescent. Length 3-4 mm.

Lake, Starke and Marion counties; rare. May 5-November 28. Described from Pesey County and taken by Dury at Cincinnati, so that it probably occurs throughout the State.

859 (2635). *TACHYPORUS CHRYSOMELINUS* LINN., Faun. Suec., 1746, 855.

Head black; thorax, elytra and legs reddish-yellow, polished; antennæ dull yellow, outer joints darker; abdomen, under surface and often a space about scutellum piceous. Thorax smooth, not twice as wide as long. Elytra and abdomen as in *jocosus*. Length 4 mm.

Throughout the State; common. February 21-November 17. Occurs beneath logs, bark and other cover, especially in low open woodland. The thorax is often marked with an ill-defined dusky discal spot.

*T. nitens* Erichs., 3-3.5 mm. in length, occurs from Canada to Pennsylvania and has been taken near Cincinnati.

860 (2638). *TACHYPORUS SCUTELLUS* Erichs., Käfer Mark Brand., I, 1839, 395.

Elongate, subdepressed. Dark fuscous or pitchy black, shining; antennæ and legs pale; elytra usually paler at tips, sometimes almost wholly dull yellow. Thorax smooth, slightly broader than elytra, the sides and apical margins narrowly pale. Elytra together slightly broader than long, finely punctulate and pubescent. Length 2.5-3 mm.

Marion and Putnam counties; frequent locally. July 4-November 22. Taken by sifting damp vegetable debris.

861 (2639). *TACHYPORUS BRUNNUS* Fab., Ent. Syst., I, 1795, 535.

Elongate, depressed. Reddish-yellow; head piceous; antennæ and legs dull yellow; abdomen darker than elytra. Thorax twice as wide as long.

not wider than elytra, sides gradually narrowing from base to apex. Elytra as wide as long, both they and abdomen sparsely punctulate and pubescent. Length 2.5-3 mm.

Throughout the State; common. January 7-November 1. Occurs beneath bark, dead leaves, etc., in open woodland.

LXIV. *ERCHOMUS* Mots. 1858. (Gr., "to enter.")

Very small black or piceous species, having the mesosternum carinate, and front tarsi of male simple. Two of the four known species occur in the State.

\*862 (2644). *ERCHOMUS VENTRICULUS* Say, Trans. Amer. Phil. Soc., IV, 1831, 166; *ibid.* II, 582.

Short, broad, convex, narrowed behind. Black, strongly shining; elytra and abdomen with a reddish-piceous tinge; antennae and legs dark reddish-brown. Thorax twice as wide as long, as wide at base as elytra; very finely and sparsely punctate. Elytra together one-third longer than wide, one-half longer than thorax, finely but distinctly punctate. Abdomen, as exposed, shorter than elytra, minutely punctulate. Last ventral of male with a semicircular notch. Length 2-2.5 mm.

Throughout the State; common. April 5-December 25. Occurs in colonies beneath bark, especially that of elm and red oak.

863 (2645). *ERCHOMUS LEVIS* Lec., N. Sp. N. Amer. Col., I, 1863, 31.

Similar to *ventriculus* in form and color. Differs in having the upper surface wholly smooth and last ventral of male triangularly notched. Length 2-2.5 mm.

Posey County; rare. April 18. Occurs beneath dead leaves. A member of the Austroriparian fauna.

LXV. *COXOSOMA* Kraatz. 1858. (Gr., "cone-body.")

The lack of a margin on the sides of the abdomen especially distinguishes this genus from all others of the tribe. The species are of small size, brown, piceous or black in color, and the segments of the abdomen are in death usually telescoped so that the abdomen as exposed extends but little beyond the elytra.

KEY TO INDIANA SPECIES OF *COXOSOMA*.

- a.* Mesosternum not carinate but obtusely elevated; body subdepressed.
  - b.* Thorax piceous, hind angles broadly reddish-yellow. TETORUM M.
  - bb.* Thorax dull yellow, apical half or third piceous. 861. KNOXII.
- aa.* Mesosternum distinctly carinate.
  - c.* Middle tibiae with only one terminal spur.
    - d.* Body robust, convex; hind angles broadly rounded; elytra piceous, usually narrowly paler along the base. 865. CRASSUM.

- fm.* Body more elongate, subdepressed; hind angles of thorax acute; color wholly piceous. 866. ELONGATA.
- cn.* Middle tibiae with two distinct terminal spurs.
- c.* Elytra without a row of bristle-bearing punctures along the margin.
- j.* Abdominal segments without long setae along the sides.
- g.* Elytra densely punctulate, as long as wide; length 4 mm. 867. PUBESCENS.
- gn.* Elytra smooth, each with three or four very fine raised lines; length 2 mm. 868. CARINULA.
- ll.* Abdominal segments with long setae at the sides, arising from rather large deep punctures; elytra more or less reddish at base.
- h.* Thorax with minute transverse strige between the punctures; elytra with entire basal margin red. 869. ORICUM.
- hh.* Thorax very finely punctate, not strigose; elytra with a red spot on base nearer the suture than the margin. 870. BASALE.
- cc.* Elytra with a row of bristle-bearing punctures along the sides; abdomen with setae at the sides; pale reddish-yellow, elytra with tip and discal spot piceous. 871. SCRIPTUM.

*C. tillorcum* Linn., a European species, 3.5-4 mm. in length, is known from Massachusetts and Canada, and has been recorded by Dury from Cincinnati.

864 (2617). *CONOSOMA KNOXH* Lec., Proc. Phil. Acad. Nat. Sci., 1866, 374.

Oval, subdepressed. Head and apical third or more of thorax black, shining; basal portion of thorax, a large oval space on each elytron, legs and base and apex of antennae dull yellow; abdomen reddish-yellow, its last three segments, the sides and apex of elytra, and the under surface piceous. Thorax broader than elytra, hind angles subacute, disk finely alutaceous and, as well as elytra, densely and very finely punctate and pubescent. Elytra one-third longer than wide. Length 3.5-4 mm.

Marion and Putnam counties; scarce. September 25-November 28. Taken by sifting damp vegetable debris.

865 (2618). *CONOSOMA CRASSUM* Gray., Mon. Col. Micr., 1806, 190.

Oval, convex. Piceous, sparsely clothed with fine pale brown pubescence; thorax and elytra usually with a narrow reddish space at base of each; antennae dusky, the apical joint paler; under surface reddish-brown, the legs paler. Thorax slightly wider than elytra, sides regularly curved; hind angles broadly rounded; disk finely and densely punctate. Elytra together as long as wide, densely and more distinctly punctate than thorax. Length 3-5 mm.

Throughout the State; common. January 21-November 17. Occurs beneath bark and on fungi. Our largest species.

866 (2619). *C. CONOSOMA ELONGATA* sp. nov.

Elongate oval, subdepressed. Piceous, shining, sparsely clothed with fine brownish yellow pubescence; antennae and legs reddish-brown. Thorax

slightly wider than elytra, sides very feebly curved; hind angles acute, slightly prolonged; disk finely alutaceous, minutely and densely punctate. Elytra together distinctly longer than wide, finely, densely and somewhat roughly punctate. Abdomen minutely and closely punctulate on basal portion. Length 3.4 mm.

Lake, Starke, Marion and Lawrence counties; scarce. March 26–November 17. Taken by sifting. The depressed form, much less curved sides and acute hind angles of thorax readily distinguish this from *crassum*, with which it has heretofore been confused.

867 (2651). *COXOSOMA PUBESCENS* Payk., Monog. Carab. App., 1790, 138.

Oval, robust, convex. Dark chestnut brown, moderately shining, sparsely clothed with silken pubescence; antennae and legs somewhat paler. Thorax slightly wider than elytra, sides feebly curved, hind angles subacute, slightly prolonged; disk very minutely punctulate. Elytra rather densely and minutely punctulate. Length 4 mm.

Lawrence County; scarce. July 29. Taken from decaying fleshy fungi.

868 (—). *COXOSOMA CARINULA* sp. nov.

Broadly oval. Uniform piceous, highly polished, smooth and glabrous; antennae and legs reddish-brown. Thorax as wide as elytra, sides feebly curved, hind angles rectangular. Elytra together wider than long, wholly without punctures, each with three or four fine, straight rugae or raised lines on disk and a few oblique ones on sides. Length 2 mm.

Vigo County; rare. October 6. Taken from beneath bark of red oak.

869 (2654). *COXOSOMA OPICUM* Say, Trans. Amer. Phil. Soc., IV, 1834, 467; *ibid.*, II, 583.

Oval, convex. Piceous, shining, finely pubescent; elytra each with a broad reddish basal cross-band; abdominal segments paler at apex; antennae and legs reddish-brown. Thorax slightly wider than elytra, sides regularly curved; hind angles rectangular; disk sparsely and finely punctate, minutely strigose or alutaceous between the punctures. Elytra slightly broader than long, rather densely and finely punctulate. Abdominal segments each with a seta from the sides of the upper surface and two at the margin. Length 3.35 mm.

Throughout the State; frequent. May 6–November 17. Occurs beneath the bark of fungus covered logs.

870 (2653). *COXOSOMA BASALE* Erichs., Gen. Spec. Staph., 1840, 225.

Form and color of *opicum*. Thorax not strigose or alutaceous between the punctures. Reddish basal cross-band of elytra not reaching the side margins, the humeri piceous. Length 3.35 mm.

Throughout the State; frequent. April 15–October 31. Probably only a variety of *opicum*.

871 (2655). *COXOSOMA SCRIPTUM* Horn. Trans. Amer. Ent. Soc., VI, 1877, 112.

Broadly oval. Pale reddish-yellow, sparsely pubescent; thorax with a basal spot each side of middle and elytra with sides near apex and discal spot behind the middle, piceous; antennæ, legs and under surface reddish-yellow. Thorax slightly wider than elytra, sides regularly curved, hind angles obtuse; disk almost smooth. Elytra as long as wide, sparsely punctulate and with a row of about six larger punctures bearing stiff black hairs along the sides. Length 2-2.5 mm.

Putnam, Monroe and Lawrence counties; scarce. May 13-July 29. The color is variable, the thorax sometimes wholly piceous or wholly pale, and the spots of elytra may be united and enlarged. Occurs in fungi.

#### Tribe IV. BOLETOBINI.

Elongate, slender, glabrous forms, having the head margined beneath, the color often variegated and the elytral punctures, when present, in rows. Three genera represent the tribe, all of which occur in the State.

#### KEY TO GENERA OF BOLETOBINI.

- a.* Elytra each with three rows of punctures.
  - b.* Maxillary palpi usually filiform; size larger, 4-8 mm. LXVI. BOLETOBIUS.
  - bb.* Maxillary palpi awl-shaped; size smaller, not over 4.5 mm. LXVII. MYCETOPORUS.
- aa.* Elytra each with about seven rows of punctures; maxillary palpi with last joint conical, acute; length 4-4.5 mm. LXVIII. BRYOPORUS.

#### LXVI. BOLETOBIUS Steph. 1832. (Gr., "boleti + living in.")

In this genus the middle and hind tibiae are fringed at tip with unequal and rather coarse spinules. The thorax is punctured on the margins with disk smooth; rows of elytral punctures arranged one near suture, one on disk and one near margin.

#### KEY TO INDIANA SPECIES OF BOLETOBIUS.

- a.* Maxillary palpi elongate, slender, glabrous.
  - b.* Head oval or moderately elongate, never widest at base.
    - c.* Abdomen of one color.
      - d.* Joints 5-10 of antennæ distinctly wider than long.
        - e.* Elytra uniform black or piceous. NIGER.
        - ee.* Elytra black, the apex and broad dorsal stripe dull yellow. AXILLARIS.
      - dd.* Joints 5-10 of antennæ distinctly longer than wide; elytra with black spots.
      - f.* Thorax in part piceous or black; head oval.



- g*. Disk of thorax entirely piceous, the side and basal margins narrowly pale. 872. *CINCTICOLLIS*.
- gg*. Thorax with a large black spot in each front angle, the two rows united at middle. 873. *ANTICUS*.
- ff*. Thorax wholly reddish-brown or reddish-yellow.
- h*. Dorsal row of elytra with few punctures; male with a distinct tubercle on the sixth ventral. 874. *PYGMEUS*.
- hh*. Dorsal row of elytra with numerous punctures. 875. *TRINOTATUS*.
- cc*. Abdomen bicolored, red, the last two segments black; dorsal row with few punctures. 876. *CINCTUS*.
- bb*. Head very elongate, twice or more longer than wide, widest at base; thorax entirely black; legs piceous. *QUESTOR*.
- aa*. Maxillary palpi short, stout, third joint sometimes pubescent.
- i*. Antennæ with joints 5-10 wider than long.
- j*. Elytra bicolored, black, the basal half red. 877. *DIMIDIATUS*.
- jj*. Elytra wholly dull reddish. 878. *INTRUSUS*.
- ii*. Antennæ slender, the joints longer than wide; black, the elytra and often the thorax reddish-brown, legs pale. 879. *CINGULATUS*.
- B. niger* Gray., 7-11 mm., and *B. arillaris* Gray., 5-7 mm. in length, have both been taken by Dury at Cincinnati. The latter is a southern species which will be found, if at all, only in the southern third of the State.

872 (2661). *BOLETOBIUS CINCTICOLLIS* Say, Trans. Amer. Phil. Soc., IV, 1834, 465; *ibid.*, II, 581.

Piceous, shining; legs and base and sides of thorax dull yellow; elytra reddish-yellow with a large black spot near outer apical angle; antennæ with three basal joints pale. Thorax not broader than elytra, hind angles obtuse. Elytra slightly longer than wide; the sutural and marginal rows of punctures fine, distinct, dorsal row very faint. Abdomen sparsely punctate, the hind margins of the segments paler. Length 3.5-5.5 mm.

Throughout the State; frequent. May 11-October 10. Occurs beneath bark, dead leaves and rotten wood.

873 (2662). *BOLETOBIUS ANTICUS* Horn, Trans. Amer. Ent. Soc., VI, 1877, 117.

Piceous or dusky yellow; base of thorax and elytra pale reddish-yellow; apical portion of thorax, a large spot at the outer apical angle of each elytron and often a scutellar spot black; antennæ piceous, the apical and four basal joints of former and the legs paler. Thorax slightly broader at base than elytra, hind angles obtuse. Elytra slightly longer than wide, discal row of punctures distinct, the other two rows faint. Abdomen as in *cincticollis*. Length 4-5 mm.

One in Wolcott collection from Millers, Lake County. July 13. A member of the boreal fauna.

874 (2663). *BOLETOBIUS PYGMEUS* Fab., Spec. Ins., 1781, 339.

Resembles *anticus*. Thorax entirely pale. Elytra with a triangular scutellar spot and a larger one near the outer angle black. Thorax at base slightly narrower than elytra, hind angles obtuse, not broadly rounded. Elytra as wide as long, the sutural and marginal punctures very faint. Length 3.5-4 mm.

Kosciusko and Lawrence counties; rare. June 19-July 29.

875 (2664). *BOLETOBIUS TRINERVATUS* Erichs., Gen. Spec. Staph., 1840, 279.

Color and form of *pygmaeus*. Elytra each with a sutural, discal and submarginal row of numerous punctures. Length 3.5-4 mm.

One species labeled "Ind." in the Webster collection. Ranges from Massachusetts to Michigan and has been recorded from Cincinnati. The dark scutellar spot of elytra is often absent.

876 (2665). *BOLETOBIUS CINCTUS* Grav., Mon. Col. Micr., 1806, 193.

Reddish-yellow, shining; head, under surface, a large spot near outer apical angle of elytra and last two segments of abdomen black, shining; antennæ piceous, the apical and four basal joints and the legs dull yellow. Thorax as broad at base as elytra, hind angles broadly rounded. Elytra as broad as long, discal row with three or four punctures, those of the other rows very faint. Abdomen very sparsely punctate. Length 4.5-7 mm.

Throughout the State; common. March 6-October 6. Occurs on fungi, especially that growing in clumps at base of oak stumps.

*B. quasitor* Horn, 7-10 mm. in length, was described from New York and Illinois and is recorded from Cincinnati.

877 (2658). *BOLETOBIUS DIMIDIATUS* Erichs., Gen. Spec. Staph., 1840, 276.

Piceous, shining; antennæ piceous, the basal joints paler; basal half and very narrow apical border of elytra dull red; legs dull yellow. Thorax slightly broader than elytra at base; sides broadly curved, hind angles rounded. Elytra together as long as wide, the punctures very faint. Abdomen sparsely and coarsely punctate, the hind margins of segments paler. Length 4.5 mm.

Lawrence County; rare. May 11. Taken from fungi. In one specimen the pale portion of elytra is extended along the suture to apex.

878 (2660). *BOLETOBIUS INTRUSUS* Horn, Trans. Amer. Ent. Soc., VI, 1877, 115.

Piceous, shining; elytra dull red; thorax either black or dusky red; antennæ dusky, the basal joints pale; legs dull yellow. Thorax as wide at base as elytra, the hind angles broadly rounded. Elytra together longer than wide; sutural and dorsal rows of punctures distinct, marginal row faint. Abdomen sparsely and coarsely punctate. Length 5-6 mm.

Marion, Lawrence and Posey counties; rare. April 11-December 7. Occurs beneath bark of fungus covered logs.

879 (2659). *BOLETOBIUS CINGULATUS* Mamm., Nouv. Arrang. Brachl., 1830, 61.

Black, shining; elytra and often the thorax dull red; legs reddish-yellow; antennae piceous, the terminal and two basal joints pale; abdomen piceous, the apical half of fifth and sometimes the sixth segment reddish. Thorax slightly broader at base than elytra, hind angles rounded. Elytra slightly longer than wide, sutural and marginal rows of punctures fine, dorsal row obsolete. Abdomen sparsely and coarsely punctured and pubescent. Length 7 mm.

Lake and Steuben counties; rare. May 21 July 6. A northern species ranging from Pennsylvania to Canada and Oregon. Resembles *intrusus* but larger, the elytra more distinctly red and the antennal joints mostly longer than wide.

LXVII. *Mycetoporus* Mann. 1830. (Gr., "mushroom + to walk.")

Small, slender species having the elytra smooth and shining, with three (rarely four) rows of punctures bearing fine setae, those placed one row in the sutural channel, one extending from humerus to tip, the third along the side margin. The thorax always has four punctures along the apical margin, two basal, three on each side margin and two, one behind the other, between the middle of disk and side margin. Two of the species have two additional "discal" punctures.

KEY TO INDIANA SPECIES OF MYCETOPORUS.

- a. Thorax with two discal punctures slightly behind the middle.
  - b. Elytra with one discal row of punctures. 880. AMERICANUS.
  - bb. Elytra with two rows of discal punctures. 881. COXSORS.
- aa. Thorax without discal punctures.
  - c. Middle and hind tibiae with coarse unequal spinules at tip; third joint of maxillary palpi slender, similar to second. 882. HUMIDUS.
  - cc. Middle and hind tibiae with a dense fringe of equal spinules at tip.
    - d. Abdomen reddish-yellow, each segment paler at tip; elytra not distinctly bicolored. 883. SPLENDIDUS.
    - dd. Abdomen reddish-brown, its last two segments black; elytra bicolored, piceous at base, apical third red. FLAVICOLLIS.

880 (2674). *MYCETOPORUS AMERICANUS* Erichs., Gen. Spec. Staph., 1840, 285.

Elongate, slender. Dark reddish-brown to piceous, shining; elytra sometimes piceous with only a small humeral spot and narrow apical space reddish-brown, more often wholly reddish-brown except a dark scutellar space; legs and basal joints of antennae paler. Thorax with two small punctures just behind the middle in addition to the usual marginal ones. Elytra as long as wide, with the usual rows of punctures and one to three additional punctures near apex inside of the humeral row. Abdomen sparsely pubes-

cent and coarsely and sparsely punctured, the hind margins of the segments paler. Middle and hind tibiae with spinules as in *humidus*. Length 2.5-3.2 mm.

Throughout the State; frequent. March 26–November 26. Taken by sifting. This species is usually known as *lucidulus*.

881 (2673). *MYCETOPORUS CONSORIS* Lec., N. Sp. N. Amer. Col., I, 1863, 34.

More robust than *americanus*, which it resembles in color, the elytra piceous with an oblique reddish spot on basal third. Punctures of elytra in four rows; the sutural row faint, the discal and dorsal rows distinct with ten to twelve punctures in each, the submarginal row with five or six. Length 3.5 mm.

Starke County; rare. May 19. A single specimen sifted from sphagnum moss. Known heretofore only from Michigan.

882 (2674). *MYCETOPORUS HUMIDUS* Say, Trans. Amer. Phil. Soc., IV, 1834, 465; *ibid.* II, 581.

Elongate, slender. Color variable; either (*a*) dark reddish- or chestnut brown with elytra darker at sides and along the suture, the abdominal segments reddish-piceous, paler at tips; or (*b*) reddish-yellow with the abdomen reddish-piceous; legs reddish-brown or paler. Thorax smooth, shining, slightly broader than base of elytra, disk with the usual punctures. Elytra as long as wide, shining, the three rows of punctures feebly impressed. Abdomen sparsely pubescent, sparsely and finely punctured above, more coarsely beneath. Length 3-4.5 mm.

Lake, Posey and Jefferson counties; scarce. March 26–June 5. Described from Posey County.

883 (2676). *MYCETOPORUS SPLENDIDUS* Grav., Mon. Col. Micr., 1806, 24.

Elongate, rather robust. Head piceous; thorax and elytra reddish-yellow, strongly shining; abdomen reddish-brown, the segments paler behind; antennae and legs dull yellow, the former with middle portion dusky. Thorax slightly broader than elytra, without discal punctures. Elytra together slightly longer than wide, sutural row of punctures distinctly impressed, the humeral row very faint. Abdomen coarsely and sparsely punctured, sparsely pubescent. Length 3-3.5 mm.

Pulaski, Starke and Marion counties; scarce. April 28–June 19.

*M. flavicollis* Lec., length 4 mm., is known from Michigan, Georgia and Florida.

LXVIII. *BRYOPORUS* Krätz. 1856. (Gr., "moss + to walk.")

Small, slender species having the last joint of maxillary palpi as wide at base as second and distinctly conical; elytral punctures in about seven rows; front and middle tibiae with a dense fringe of spinules at apex; hind tarsi longer than in *Bolitobius*; thorax with the marginal punctures as in *Mycetoporus*, the apical and basal ones more distant from the margin.

881 (2670). *BRYOPORUS RUFESCENS* Lec., N. Sp. N. Amer. Col., I., 1863, 33.

Elongate, rather robust. Head, under surface and abdomen picceous; antennæ, thorax, elytra and legs dark reddish brown, shining. Thorax wider at middle than elytra, hind angles broadly rounded. Elytra together longer than wide, with seven rows of coarse, shallowly impressed punctures. Abdomen sparsely pubescent, sparsely and rather coarsely punctured, the last two segments and the hind margins of the others paler. Length 3.5-4.5 mm.

Throughout the State, frequent; more so in the southern counties. March 20-June 17. Occurs beneath bark and rubbish. Much more robust than the next species, with the elytral punctures much coarser and in regular rows.

885 (—). *BRYOPORUS TESTACEUS* Lec., N. Spec. N. Amer. Col., I., 1863, 33.

Elongate, very slender. Head and thorax picceous; elytra reddish-brown, often with an indefinite sutural blotch darker; under surface and abdomen dark reddish-brown, the segments of latter paler at apex; antennæ dusky, paler at base; legs pale reddish-brown. Thorax as wide at base as elytra, smooth, strongly shining. Elytra distinctly longer than wide, the punctures of sutural row distinct, the others small, faint and in somewhat irregular rows. Abdomen pubescent, rather finely and sparsely punctate. Length 2.7-3 mm.

Marion, Putnam and Posey counties; scarce. March 20-October 14. Taken by sifting. Resembles *Myctoporus americanus* but without the discal punctures of thorax. This species was suppressed by Horn, and afterward redescribed as *pavulus* by Casey.

#### Tribe V. HABROCERINI.

This tribe is represented in the United States by a single genus, *Habrocerus*, having the hind coxæ broadly triangular, concealing a part of the femora in repose; head deflexed, antennæ slender, hair-like; abdomen margined. One small picceous form, *H. schwarzi* Horn, 2 mm, in length, having the elytra pale clay yellow, finely and very sparsely punctate, was described from Detroit and probably occurs in northern Indiana.

#### Subfamily VI. PHLOEOCHARINAE.

Slender, depressed species having the antennæ inserted under the sides of the front, 11-jointed, straight, the outer joints but little thicker; head without ocelli; prosternum behind the front coxæ membranous; abdomen elongate, margined, with but six ventral segments visible, the second with a longitudinal elevation at middle; tarsi 5-jointed. The subfamily is represented in Canada, Michigan and perhaps northern Indiana by two genera.

## KEY TO GENERA OF PHLEGOCHARINÆ.

- a.* Thorax not carinate; maxillary palpi filiform; mandibles simple. OLISTILERUS.  
*aa.* Thorax with four carinae; maxillary palpi, awl-shaped; mandibles toothed. PSEUDOPSIS.  
*Pseudopsis columbica* Fauv., reddish-brown, 2.5-3.5 mm. in length has been taken in numbers near Detroit.

## Subfamily VII. EUAESTHETINÆ.

Small, rather slender species having the antennae inserted before the eyes at the base of the labrum; tarsi four-jointed; eyes moderate in size, convex, coarsely granulated, located very close to the base of head; labrum usually denticulate in front; antennae, mouth parts and thorax much as in the subfamily Steninae. Three genera represent the subfamily in the United States. Specimens of but one of these have been taken in Indiana, though those of the others may occur. The only paper treating of the subfamily is by:

*Casey.*—"Contributions to the Descriptive and Systematic Coleopterology of the United States," Part I, 1884 (published privately). The genera *Euaesthetus* and *Edaphus* are treated on pp. 18-31.

## KEY TO GENERA OF EUESTHETINÆ.

- a.* Abdomen margined.  
*b.* Labrum with a row of comb-like teeth in front; head between the eyes convex; thorax without fovea near base; first dorsal segment of abdomen without a carina. LXIX. EUESTHETUS.  
*bb.* Labrum without teeth; head bi-impressed between the eyes; thorax with several deep foveae along the base; first dorsal with a median carina. EDAPHUS.  
*aa.* Abdomen not margined. STICTOCRANIUS.

LXIX. EUESTHETUS Gray, 1806. (Gr., "easily perceived.")

Ten species of this genus are listed by Casey, *loc. cit.*; nine of which he describes as new. Two of the ten have been taken in the State.

## KEY TO INDIANA SPECIES OF EUESTHETUS.

- a.* Elytral suture distinctly shorter than thorax; color pale reddish-brown; length 1-1.2 mm. SS6. FLORIDÆ.  
*aa.* Elytral suture as long as thorax; color piceous; length 1.2-1.5 mm. SS7. AMERICANUS.

SS6 (2471). EUESTHETUS FLORIDÆ Casey, Contrib. Coleop., I, 1884, 21.

Elongate, slender. Pale reddish-brown; finely and sparsely pubescent. Head slightly wider than long, rather coarsely, not closely punctate. Tho-

rax widest just behind the middle, where it is a little broader than long and slightly broader than head; disk, as well as that of elytra, coarsely and rather sparsely punctate. Elytra at base equal in width to thorax, the sutural striae deep. Abdomen smooth, strongly margined toward the base. Length 1-1.2 mm.

Floyd County; rare. May 24. Two specimens taken by Dury while sifting, and now in his collection.

887 (2480). *ECLESTHEUS AMERICANUS* Erichs., Gen. Spec. Staph., 1840, 717.

Elongate, rather robust. Piceous or very dark reddish-brown; antennae and legs paler. Head slightly wider than long, nearly as wide as thorax, coarsely and rather closely punctate. Thorax one-third broader than long; sides broadly rounded to behind middle, thence rapidly converging to base; disk coarsely and closely punctate. Elytra at base one-half wider than thorax, finely, evenly and rather closely punctate. Abdomen at base as wide as elytra, rather finely punctate. Length 1.2-1.5 mm.

Lake and Kosciusko counties; rare. May 25-June 25. Taken by sifting debris from margins of sphagnum bogs.

One species of *Edaphus* is known from near Washington, D. C., Alabama and Louisiana, and one of *Stictocranius* from the former locality. They resemble members of the family Pselaphidae very closely and occur under old leaves and in nests of ants.

#### Subfamily VIII. OXYPORINAE.

Elongate, robust species having the antennae 11-jointed, inserted under the side margin of the front; head very large, usually wider than thorax; eyes small, not prominent; mandibles long, crossing at an angle; mentum with a bifid tooth at middle; last joint of labial palpi very large, huate; middle coxae at the sides of the breast; tarsi five-jointed; abdomen strongly margined. The subfamily is represented by the single genus:

LXX. *Oxyporus* Fab. 1792. (Gr., "to run.")

This genus, sufficiently characterized above, is represented in the United States by 13 nominal species, eight of which have been taken or probably occur in Indiana. All of the species feed upon fleshy fungi. They are treated by:

*LeConte*.—*In* Trans. Amer. Ent. Soc., VI, 1877, 214-215; VIII, 1880, 180.

#### KEY TO INDIANA SPECIES OF OXYPORUS.

- a.* Elytra with the sides finely rugose; black; elytra pale, suture and sides black; tibiae and tarsi pale. ELMORALIS.  
*aa.* Elytra polished, with the usual striae and punctures.

*b.* Legs black.

*c.* Sides of thorax feebly rounded; elytra pale, with suture, sides and a narrow stripe black. MAJOR.

*cc.* Sides of thorax much rounded; elytra wholly black. SSS. STYGICUS.

*bb.* Legs yellow.

*d.* Color above wholly or in great part black or piceous.

*e.* Elytra in part at least dull yellow.

*f.* Suture and sides of elytra black. SS9. VITTATUS.

*ff.* Suture and outer apical angles black. FASCIATUS.

*cc.* Elytra wholly black; under surface pale yellow. BICOLOR.

*dd.* Color above reddish-yellow.

*g.* Sides of elytra fuscous. S90. LATERALIS.

*gg.* Spot on head, two on thorax and part of dorsal surface of abdomen, black. S91. OCCIPITALIS.

*O. femoralis* Gray., 7-7.5 mm. and *O. major* Gray., 9 mm. in length, have both been recorded by Dury from Cincinnati.

SS8 (2392). *ONYXOPUS STYGICUS* Say, Trans. Amer. Phil. Soc., IV, 1834, 159; *ibid.*, II, 375.

Elongate, rather robust. Black, strongly shining; antennæ piceous, joints 2 to 5 and the tarsi reddish-brown. Thorax widest at middle, thence much narrowed to base, sides strongly rounded; surface, as well as that of head, smooth. Elytra together one-half wider and one-third longer than thorax, each with a subsutural and two discal striae, the former finely, the latter more coarsely punctate, and with a number of coarse, scattered punctures intervening. Abdomen at base slightly narrower than elytra, smooth. Length 6.5-8.5 mm.

Southern half of State; frequent. June 11–November 4.

SS9 (2393). *ONYXOPUS VITTATUS* Gray., Mon. Col. Micr., 1806, 195.

Oblong, robust. Black or piceous, shining; elytra dull clay yellow, the suture and a stripe on sides, gradually widening from humerus to apex, black; legs and base of antennæ reddish-yellow. Head slightly wider than thorax, the base very finely and sparsely punctate. Thorax one-half wider than long, sides strongly curved, the base much narrower than apex, disk smooth. Elytra one-third wider and distinctly longer than thorax, with a sutural and two discal rows of rather fine punctures and a number of coarser scattered ones. Abdomen as wide as elytra, smooth, the tip of the last segment pale. Length 5.5-6 mm.

Lake and Vigo counties; frequent. July 2–October 9. Occurs especially in clumps of overlapping fungi at base of stumps.

*O. fasciatus* Melsb. and *O. bicolor* Fairv., are in all probability only color varieties of *vittatus*. I have included them in the key, that the variation may be noted, though authentic specimens of neither are in the collection at hand.



890 (2696). *OXYPORUS LATERALIS* GRAY., Mon. Col. Micr., 1806, 195.

Elongate-oblong, robust. Reddish-yellow; sides of elytra with a black or fuscous stripe, starting one-third behind humerus and gradually widening to apex; legs pale yellow. Head of male slightly narrower, of female as wide as thorax; surface, with that of latter, very finely alutaceous, not punctate. Thorax slightly wider than long, sides broadly rounded. Elytra one-half longer and distinctly wider than thorax, with a sutural and one discal row of fine punctures with scattered coarser ones intervening. Length 6.5-7.5 mm.

Lake and Putnam counties; scarce. October 7-November 9. Taken on the latter date beneath partly buried logs, and probably hibernates.

891 (2692). *OXYPORUS OCCIDENTALIS* FAUV., Mus. Abeille, I, 1861, 369.

Form of *lateralis*. Color in part given in key. Elytra black, each with a triangular basal spot reddish-yellow; abdomen with a small black spot on middle of second and third, and a much larger one on fourth and fifth dorsal segments. Thorax one-third wider than long, sides strongly curved. Elytra with numerous very coarse punctures between the sutural and discal striae. Length 6 mm.

Lake, Marion and Vigo counties; scarce. October 7-October 20. The elytra are sometimes colored very nearly as in *lateralis*, but are much more coarsely punctured than there. This may also prove to be only a color variety of *vittatus*.

### Subfamily IX. OXYTELINAE.

Small, usually slender species having the antennae 11- (rarely 10-) jointed, inserted under the sides of the front, the latter more or less prolonged before the eyes; front coxae usually large, conical and prominent; middle coxae contiguous (separated in *Oxytelus*). The subfamily as above defined is separated into six tribes, four of which are represented in Indiana.

#### KEY TO INDIANA TRIBES OF OXYTELINAE.

- a.* Front coxae conical, prominent.
  - b.* Head without ocelli or simple eyes.
    - c.* Abdomen margined. Tribe I. OXYTELINI, p. 162.
    - cc.* Abdomen not margined; form cylindrical. Tribe II. OSORINI, p. 173.
  - bb.* Head with two ocelli usually placed on a line joining the hind margin of the eyes; form broad and depressed; elytra usually covering half or more the length of abdomen. Tribe III. OMALINI, p. 171.
- aa.* Front coxae transverse; head without ocelli; pro sternum horn-like behind the coxae. Tribe IV. PROTEINI, p. 182.

## Tribe I. OXYTELINI.

In this tribe the antennæ are more or less elbowed; first joint of maxillary palpi short; second ventral without ridges; tarsi in all of our genera but one, three-jointed. The following genera are known to be or are probably represented in the State:

## KEY TO INDIANA GENERA OF OXYTELINI.

- a.* Antennæ 10-jointed; eyes very large; tarsi 5-jointed. LXXI. MEGALOPS.
- aa.* Antennæ 11-jointed; tarsi 3-jointed.
- b.* Front tibiæ more or less spinous on outer margin.
- c.* Front tibiæ with two rows of spines; body subcylindrical; antennæ strongly elbowed. LXXII. BLEBIUS.
- cc.* Front tibiæ with a single row of spines; body depressed.
- d.* Middle tibiæ also with a single row of spines. PLATYSTETHUS.
- dd.* Middle tibiæ without spines; middle coxæ not contiguous. LXXIII. OXYTELUS.
- bb.* Tibiæ all pubescent and without spines.
- e.* Scutellum not visible. LXXIV. TROGOPHLOEUS.
- cc.* Scutellum visible.
- f.* Head strongly constricted behind; body glabrous. LXXV. APOCELLUS.
- ff.* Head not constricted behind; body pubescent; last joint of maxillary palpi awl-shaped. THINOBUS.

## LXXI. MEGALOPS Dej. 1833. (Gr., "big + eye.")



Fig. 166. *Megalops celatus*.  
Erichs. S. After  
Jenkinson. A South American  
specimen.

Short robust species, resembling those of *Oryporus* in form, having the eyes larger than in *Stenus*; thorax coarsely and irregularly punctured and marked with a few transverse furrows on the sides. (Fig. 166.)

892 (2685). MEGALOPS CELATUS Grav., Mon. Col. Micr., 1806, 197.

Elongate-oblong, robust. Black, shining; elytra with an oblique reddish stripe, extending from humerus to suture at apex; legs and antennæ reddish-brown, the latter shorter than head, the last joint very large, fusous. Head wider than thorax, coarsely, sparsely and rugely punctate. Thorax subcylindrical, as wide as long; disk with a number of large tubercles in addition to the coarse punctures. Elytra one-third wider and slightly shorter than thorax, very coarsely, roughly and irregularly punctate. Abdomen slightly narrower than elytra, almost smooth. Length 4.5 mm.

Posey County; rare. May 7. Occurs beneath bark of fungus covered beech logs.

893 (2686). *MEGALOPS RUFIPES* Lec., N. Spec. N. Amer. Col., 1, 1863, 51.

Resembles *calatus*. Elytra each with a small red spot on humerus and another at the inner apical angle. Head and thorax punctate as in *calatus*, the thorax with two impressions each side. Elytra much smoother, the disk with two abbreviated rows of coarse deep punctures. Length 3 mm.

Knox County; rare. June 9. One specimen from beneath bark at edge of cypress swamp. Described from Georgia.

LXXII. *BLEDIUS* Leach. 1832. (A proper name.)

Elongate, slender, subcylindrical species having the tarsi 3-jointed; head smaller and narrower than thorax, base scarcely constricted; middle coxae contiguous; front tibiae with two rows of fine spines on outer side. The genus is a very large one, and the species exceedingly difficult to separate. The great majority of the North American species of this and the other genera of Oxytelini are treated in the following papers:

*LeConte*.—"On certain Genera of Staphylinidae, as represented in the Fauna of the United States." *in* Trans. Amer. Ent. Soc., VI, 1877, 213-248.

*Casaj*.—"Coleopterological Notices." *in* Ann. N. Y. Acad. Sci., V, 1889, 41-89; VII, 381-398.

LeConte divides the species into five groups, four of which are probably represented in Indiana.

KEY TO INDIANA GROUPS OF *BLEDIUS*.

- a*. Thorax without an edge on sides or prosternal sutures beneath. Group A.
- aa*. Thorax with the edge on sides well defined.
- b*. Prosternal sutures distinct. Group B.
- c*. Fissure at side of front coxal cavities short, closed. Group B.
- cc*. Fissure of front coxal cavities open and large, extending two-thirds the distance from the coxa to the side. Group C.
- bb*. Prosternal sutures obliterated; fissures of front coxal cavities short, closed; hind angles of thorax obtuse. Group D.

GROUP A.

Rather large brownish-yellow species, not shining, finely granulate, not strongly punctured. Thorax broader than long, truncate in front, sides parallel, suddenly and strongly narrowed from middle to base; hind angles wanting, disk with a distinct median line. Two of the seven species recognized by LeConte have been taken in Illinois and doubtless occur in Indiana. They are:

*B. gularis* Lec., 7.5 mm. in length, having the head, suture, diagonal tip of elytra and last two abdominal segments blackish; gula

with a very deep triangular excavation, and *B. pallipennis* Say, 9 mm. in length, with head blackish, suture and tips of elytra fuscous; gula with a shallow excavation.

GROUP B.

Small or medium-sized species having the side margins of thorax acute, the flanks concave; mandibles stout, strongly toothed near the tip; rows of spines on front tibiae widely separated.

KEY TO INDIANA SPECIES OF GROUP B.

- a.* Side pieces of prosternum very distinctly triangular, the sutures directed to the front angles of the thorax.  
*b.* Head coarsely punctured; chestnut brown, shining; elytra and legs paler. SEMIFERRUGINEUS.  
*bb.* Head not or obsolete punctured; thorax not wider than long, coarsely punctured; chestnut brown, elytra and abdomen reddish-brown. S94. FUMATUS.  
*aa.* Side pieces of prosternum not triangular, the sutures parallel with the side margin of the under surface or flank of thorax.  
*c.* Reddish brown; head and thorax darker; tip of abdomen black. S95. ANALIS.  
*cc.* Blackish-brown; elytra, antennae and legs brown; dorsal impressed line of thorax wanting. NITIDICOLLIS.

*B. semiferrugineus* Lec., 4.5 in length, occurs from Michigan to Florida and has been taken near Cincinnati. No authentic specimen has been seen from the State.

S94 (2719). *BLEDIUS FUMATUS* Lec., N. Sp. N. Amer. Col., 1, 1863, 52.

Elongate, robust, subcylindrical. Dark chestnut or reddish-brown, shining; head and thorax piecous, legs and tip of abdomen paler. Head finely granulate, sparsely and indistinctly punctulate. Thorax not wider than long, sides strongly rounded into base; disk coarsely and rather closely punctate, the median line deep. Elytra slightly wider and more finely punctate than thorax. Abdomen at base narrower than elytra, sparsely punctate above, more finely beneath. Length 5.5-6.5 mm.

Lake, Kosciusko and Vigo counties; rare. May 30-July 18.

S95 (2723). *BLEDIUS ANALIS* Lec., N. Sp. N. Amer. Col., 1, 1863, 52.

Elongate, slender, subcylindrical. Pale reddish-brown; head, thorax and tip of abdomen black; elytra fuscous about the scutellum and along the suture to middle. Head finely granulate, sparsely and finely punctate. Thorax as wide as long, sides straight to behind middle, thence strongly rounded into base; disk not granulate, coarsely and rather closely punctate, the median line fine but distinct. Elytra deeply and rather closely punctate. Abdomen nearly smooth above, sparsely punctulate beneath. Length 4 mm.

Lake, Putnam and Dubois counties; scarce. May 12-July 10. Occurs under cover along the banks of streams and lakes.

*B. nitidicollis* Lee, 3 mm. in length, is recorded from New York, Michigan and Missouri.

## GROUP C.

Small or medium sized forms having the side margin of thorax acute; prosternal sutures straight; mandibles with two acute teeth on the inner side; fissure of front coxal cavities open and large.

## KEY TO INDIANA SPECIES OF GROUP C.

- a.* Head and thorax finely granulate, the former flattened.  
*b.* Size larger, 6-6.5 mm.; median fovea of head very large; elytra red dish-brown, fuscous near scutellum. S96. BOREALIS.  
*bb.* Size smaller, not over 4 mm.  
*c.* Head not punctate; elytra piceous; length 3.5 mm. S97. STABILIS.  
*cc.* Head punctate; elytra reddish-brown.  
*d.* Thorax with hind angles distinct, its disk less densely granulate; tip of abdomen darker than base. S98. ANNULARIS.  
*dd.* Thorax with hind angles indistinct, rounded, its disk very densely granulate; abdomen black throughout. S99. CONFUSUS.  
*aa.* Head and thorax polished, the former convex, the latter without hind angles; piceous, elytra dull yellow, the suture fuscous. S99. EMARGINATUS.

S96 (---). BLEDDIUS BOREALIS SP. NOV.

Elongate, robust, subdepressed. Black, shining; legs and elytra chestnut brown, the latter fuscous at middle of base and for a short distance along the suture; antennae dusky toward apex, slender. Head much narrower than thorax, very finely granulate, coarsely and sparsely punctate, the median fovea large and deep, the suture distinct. Thorax at apex slightly wider than long, sides straight and parallel for two-thirds their length, thence rapidly converging to base, the latter one-half as wide as apex; disk convex, finely and densely granulate, coarsely and sparsely punctate, smooth along the middle and on apical third, median line fine; hind angles small but distinct. Elytra scarcely wider and but slightly longer than thorax, finely and rather sparsely punctate. Abdomen above and beneath finely granulate, very sparsely and finely punctate. Length 6-6.5 mm. (Fig. 167.)

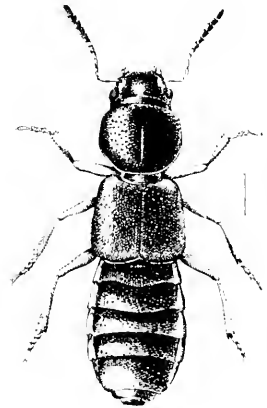


Fig. 167. (Original.)

Lake County; rare. May 19-May 28. Three specimens from near Pine, beneath clumps of cactus.

S97 (9696). BLEDDIUS STABILIS Casey, Ann. N. Y. Acad. Sci., V, 1889, 61.

Elongate, rather robust, depressed. Black; thorax and elytra piceous; legs and antennae toward base, dull yellow. Head distinctly narrower than

thorax, densely granulate, not punctate; vertex with a distinct but not large median fovea. Thorax nearly as broad as base of elytra, one-third wider than long; sides parallel and feebly curved for two-thirds their length, thence converging and feebly sinuate to base; disk convex, finely and sparsely punctate, median line fine but distinct, hind angles obtuse. Elytra one-half longer and at apex one-fourth wider than thorax; finely, deeply and rather closely punctate. Abdomen finely granulate, finely and very sparsely punctate above, more coarsely and somewhat closely beneath. Length 3.5 mm.

Marion County; rare. May 15. Described from Pennsylvania.

898 (2790). *BLEDIUS ANNULARIS* Lec., N. Sp. N. Amer. Col., I, 1863, 53.

Elongate, slender. Head, thorax and tip of abdomen black; elytra, base of abdomen and antennæ reddish-brown; legs dull yellow. Head finely granulate, sparsely and finely punctate, with a small fovea on vertex. Thorax not wider than long, sides rounded to behind middle, thence oblique and slightly sinuate to base; disk finely granulate, sparsely, evenly and shallowly punctate, median line fine. Elytra finely, deeply but not closely punctate. Abdomen at base narrower than elytra, finely and very sparsely punctate. Length 3.8–4.5 mm.

Marion County; rare. April 16. The hind margins of the dorsal segments of abdomen are often darker, thus causing it to appear indistinctly fasciate.

899 (2731). *BLEDIUS CONFUSUS* Lec., Trans. Amer. Ent. Soc., VI, 1877, 228.

Elongate, slender. Head, thorax and abdomen black; elytra and legs reddish-brown, the former fuscous in the region of the scutellum; antennæ picceous, the base paler. Head less finely granulate, sparsely and finely punctate, with a small vertical fovea. Thorax one-fourth wider than long, sides straight to middle, thence rounded to base, the hind angles very obtuse; disk sparsely and rather finely and irregularly punctate, the median line fine. Elytra deeply, rather finely and somewhat densely punctate. Abdomen as in *annularis*. Length 3–3.5 mm.

Marshall and Marion counties; scarce. April 17–August 15.

900 (2711). *BLEDIUS EMARGINATUS* Say, Trans. Amer. Phil. Soc., IV, 1831, 461; *ibid.* 11, 577.

Elongate, very slender. Black; antennæ, legs and elytra pale, the latter with suture dusky. Head convex, coarsely, deeply and sparsely punctate. Thorax a little wider than long, sides rounded into base; disk punctate like the head, the impressed median line evident but fine. Elytra finely and rather sparsely punctured, the sutural angle very widely rounded. Abdomen very sparsely and finely punctate. Length 2–2.3 mm.

Southern third of State; frequent. May 1–August 17. Occurs along the sandy margins of streams.

## GROUP D.

Small, slender species having the side margin of thorax acute, the flanks deeply but narrowly concave; prosternal sutures wanting; coxal fissures short and closed; hind angles of thorax obtuse.

901 (2745). *BLEDIUS CORDATUS* Say, Trans. Amer. Phil. Soc., IV, 1831, 461; *ibid.* II, 576.

Elongate, very slender. Black; elytra dull yellow with a wide fuscous sutural stripe; antennae and legs dull yellow, the former dusky at tip. Head broad, flat, finely granulated. Thorax one-third wider than long, sides subparallel, rounded behind; disk finely granulate, very sparsely and irregularly punctate, the median line distinct. Elytra slightly wider and one third longer than thorax, finely and rather densely punctate. Abdomen at base narrower than elytra, finely granulate, nearly smooth above, distinctly punctate beneath. Length 4 mm.

Lake County; rare. May 21. A sea-coast species which will probably be found all along the shore of Lake Michigan.

*Platylathus americanus* Erichs., 3 mm. in length, black, shining, elytra fusco-piceous, tibiae and tarsi pale, is recorded from Cincinnati, and very probably occurs in southern Indiana.

LXXIII. *OXYTELUS* Gray, 1806. (Gr., "a pointed end.")

Small, depressed black or piceous species having the head usually as wide as thorax, the middle coxae somewhat separated and the front tibiae with a single row of spines.

KEY TO INDIANA SPECIES OF *OXYTELUS*.

- a.* Thorax coarsely sculptured, more or less shining.
- b.* Head rounded immediately behind the eyes, which are large and prominent; thoracic grooves deep; length 3.5-4 mm. 902. *SCULPTUS*.
- bb.* Head prolonged behind the eyes, the latter moderate in size.
- c.* Sides of thorax crenulate; piceous, legs and base of antennae dull yellow; front flat; length 4.2-5 mm. 903. *RUGOSUS*.
- cc.* Sides of thorax entire.
- d.* Front of head concave, its apical margin elevated; outer thoracic groove feeble; length 3.5-4.5 mm. 904. *PENNSYLVANICUS*.
- dd.* Front of head flat, not margined at apex.
- e.* Vertex flat, not channeled; thorax strongly punctured; male with apical margin of front extended forward in a short, sharp process; length 2.5-3 mm. 905. *INSIGNITUS*.
- cc.* Vertex convex, feebly channeled.
- f.* Front polished; dorsal grooves of thorax distinct; length 1.7-2 mm. 906. *SUSPECTUS*.
- ff.* Front opaque; dorsal grooves obsolete; length 2.3 mm. 906. *PLACENSIS*.

aa. Thorax very finely strigose, quite opaque.

g. Dorsal segments of abdomen densely punctate; front tibiae obliquely emarginate on the outer side; length 1.7 mm. TETRACARINATUS.

gg. Dorsal segments smooth; front tibiae slender, truncate at tip; grooves of thorax feeble; length 1.5-1.8 mm. 907. EXIGUUS.

902 (2730). *ONYTILUS SCUTIPUS* Grav., Mon. Col. Micr., 1806, 191.

Elongate, subdepressed. Piceous; legs and base of antennæ dull yellow. Head small, narrower than thorax, finely and densely punctate and with a slight median groove on vertex. Thorax elliptical, angles all rounded; disk rather closely punctured and with three entire grooves, the sides somewhat concave. Elytra slightly wider and one-half longer than thorax, rather coarsely and roughly punctate. Abdomen very finely and densely punctate. Seventh ventral of male with two narrow, deep notches, the median lobe broad, truncate. Length 3.5-4 mm.

Marion County; scarce. April 14.

*O. rugosus* Erichs., occurs in Canada, Massachusetts and Pennsylvania, and probably in northern Indiana.

903 (2752). *ONYTILUS PENNSYLVANICUS* Er., Gen. Spec. Staph., 1840, 792.

Elongate, depressed. Dark reddish-brown to piceous, shining; elytra dull clay yellow; legs and basal joints of antennæ paler. Head slightly narrower than thorax, finely and rather closely punctate, the vertex rugose; frontal margin broadly curved and elevated. Thorax three-fourths wider than long, sides rounded into base; disk finely and rather sparsely punctate, the median groove distinct, the two outer ones faint. Elytra slightly wider and one-third longer than thorax, finely, sparsely and rugosely punctate. Abdomen at base narrower than elytra, almost smooth. Male with two slight tubercles on hind margin of seventh ventral and head wider and more quadrate behind the eyes than in female. Length 3.5-4.5 mm.

Marshall, Putnam and Clark counties; scarce. April 17-June 24.

904 (2755). *ONYTILUS INSIGNITUS* Grav., Mon. Col. Micr., 1806, 188.

Elongate, subdepressed. Black or piceous, shining; thorax dark reddish-brown; elytra and base of antennæ dull yellow; legs paler. Head of male wider than thorax, quadrate, nearly smooth, strigose each side behind the eyes; of female, not as wide as thorax, rounded behind the eyes, sparsely and finely punctate. Thorax truncate at apex, front angles almost rectangular, sides rounded into base; disk rather coarsely and sparsely punctate, with three deep grooves, its sides concave. Elytra slightly wider and distinctly longer than thorax, finely and rather closely punctate, and finely longitudinally rugose. Abdomen minutely granulate, not punctate. Length 2.5-3 mm.

Throughout the State; frequent. January 5-October 4. Occurs in fungi, beneath bark and dead leaves. The mandibles of the male are very long, slender and scythe-shaped.



905 (2715). *ONYTELUS SUSPECTUS* Casey, Ann. N. Y. Acad. Sci., VII, 1893, 395.

Elongate, slender, parallel. Black, shining; elytra piceous; legs fuscous yellow. Head about as wide as thorax, male, distinctly narrower, female, finely and sparsely punctate, the vertex with three slightly impressed grooves. Thorax one-half wider than long, sides rounded into base; disk coarsely, rather closely and roughly punctate, with three grooves, the median one narrow, the others broad and shallow. Elytra slightly wider and one-third longer than thorax, sculptured as in *insignitus*. Abdomen smooth, polished. Length 1.7-2 mm.

Kosciusko, Marion and Putnam counties; scarce. March 17-July 10. Sifted from damp vegetable debris.

906 (2759). *ONYTELUS PLACENSIS* Lec., Trans. Amer. Phil. Soc., VI, 1877, 237.

Elongate, slender, depressed. Head and abdomen fusco-piceous; thorax and elytra pale reddish-brown; legs pale yellow. Head narrower than thorax, as long as wide, finely and densely rugosely punctate behind, front nearly smooth. Thorax one-half wider than long, sides nearly straight; apex truncate, hind angles obtuse; disk densely and rugosely punctate, the median groove faint, the others obsolete. Elytra distinctly wider and longer than thorax, punctured as there. Abdomen smooth above, finely and densely punctate beneath. Length 2-2.3 mm.

Posey County; rare. April 19-April 21. Sifted from ants' nests.

*O. tetracarinatus* Bleek, (*depressus* Grav.), a European species, is said by LeConte to occur in Indiana, but I have seen no specimens.

907 (2762). *ONYTELUS EXIGUUS* Erichs., Gen. Spec. Staph., 1810, 798.

Elongate, parallel. Black, opaque; elytra fuscous; legs pale yellow. Head slightly narrower than thorax, densely and finely strigose. Thorax one-half wider than long, sides and apex feebly curved; disk with very fine, dense lengthwise strige, the usual grooves very faint. Elytra flat, one-third longer and a little wider than thorax, more coarsely strigose with fine punctures between the strige. Abdomen smooth, polished. Length 1.5-1.8 mm.

Putnam and Lawrence counties; scarce. April 17-July 29.

LXXIV. TROGODINÆ'S Mann, 1830. (Gr., "to gnaw bark.")

Elongate slender forms having the front tibiae not spinose; second joint of tarsi with a long, slender spine or stout seta extending beneath as far as the end of the third or last joint; tarsal claws large; scutellum invisible; middle coxæ contiguous. The following paper is the only one treating of the genus as a whole:

Casoli, "A Preliminary Monograph of the North American Species of Trogophilus," in Ann. N. Y. Acad. Sci., IV, 1889, 322-383.

The following species have been taken or perhaps occur in the State.

KEY TO INDIANA SPECIES OF TROGPHILOUS.

- a.* Thorax with a deep transverse curved or lunate groove near the base.  
*b.* Color dark reddish-brown; legs pale. 908. ARCTER.  
*bb.* Color black; legs and antennæ black; thorax widest before the middle. ANTHRACINUS.  
*aa.* Thorax without a curved groove near base, but usually with a lengthwise groove on basal half each side of a slightly raised median line.  
*c.* Eyes large, convex and prominent, the distance from their hind margin to base of head less than one-third their diameter.  
*d.* Thorax subhexagonal, widest one-third behind apex, the sides thence converging and nearly straight to base; its disk broadly impressed on side; length 3-3.2 mm. 909. QUADRIPUNCTATUS.  
*dd.* Thorax rounded in front, widest just in front of middle, sides thence converging to base; disk not flattened on the sides; length 2.5 mm. 910. MEMNONIUS.  
*cc.* Eyes small, much less prominent, the distance from their hind margin to base nearly as long as or longer than the eyes.  
*e.* Elytra chestnut brown or paler.  
*f.* Larger, 2.6 mm.; thorax coarsely and sparsely punctate. PHLEOPORINUS.  
*ff.* Smaller, not over 2 mm.; thorax densely and finely punctate. 911. POSEYENSIS.  
*cc.* Elytra black or piceous.  
*g.* Elytra distinctly longer than thorax; surface not opaque; antennæ shorter than head and thorax; length 1.8-2 mm. 912. AGONUS.  
*gg.* Elytra not longer than thorax; surface strongly granulate and opaque; length .6 mm. BRACHYPTERUS.

908. (2770). TROGPHILOUS ARCTER Lec., Trans. Amer. Phil. Soc., VI, 1877, 245.

Elongate, rather robust, convex. Uniform dark reddish-brown; legs and antennæ slightly paler. Head three-fourths as wide as thorax, coarsely, deeply and rather sparsely punctate. Antennæ longer than head and thorax, the outer joints thickened. Thorax one-half wider than long, widest just in front of middle, the sides thence curving to base; disk coarsely, deeply and rather closely punctate. Elytra one-third wider and one-half longer than thorax, coarsely but not densely punctate. Abdomen almost as wide as elytra, rather finely and sparsely punctured. Length 2.8 mm.

Fountain County; rare. August 17. The specimen at hand has the legs, antennæ and abdomen but slightly paler than elytra; otherwise it agrees with the description of the type.

*T. anthracinus* Casey, 2.8 mm. in length, was described from Kentucky and Virginia.

909 (2773). *TROGOPHILEUS QUADRIPUNCTATUS* Say, Trans. Amer. Phil. Soc., IV, 1834, 459; *ibid.* II, 575.

Elongate, rather robust, convex. Black, strongly shining; antennae and legs piceous; knees and tarsi paler. Head one-third narrower than thorax, finely and rather densely punctate. Antennae longer than head and thorax, second and third joints equal. Thorax two-thirds wider than long; disk finely and densely punctate, flattened on the sides and with four distinct impressions on basal half. Elytra distinctly wider and one-half longer than thorax, coarsely, rather sparsely and deeply punctate. Abdomen slightly narrower than elytra, minutely granulate. Length 3.32 mm.

Kosciusko, Starke, Marshall and Lawrence counties; scarce. June 24–August 22. Taken by sifting damp vegetable debris.

910 (2776). *TROGOPHILEUS MEMNONIUS* Erichs., Gen. Spec. Staph., 1810, 806.

Elongate, slender. Black, shining; antennae piceous, the two basal joints and legs reddish-brown. Head slightly narrower than thorax, minutely and densely punctate. Antennae as long as head and thorax, joints two to four decreasing in length. Thorax one-half wider than long, base much narrower than apex; disk finely and densely punctate, the impressions on basal half shallow. Elytra slightly wider and one-half longer than thorax, deeply, rather coarsely, not closely punctate. Abdomen narrower than elytra, very finely granulate, minutely and sparsely punctate. Length 2.5 mm.

Marshall and Putnam counties; rare. March 20–May 20. Taken from beneath dead leaves at margin of lake. The impressions of thorax are somewhat interrupted at middle so as to appear four in number.

*T. phlaeoporinus* Lee., a very slender, coarsely and sparsely punctate species, is known from Illinois and Iowa.

911 (—). *TROGOPHILEUS POSEYENSIS* SP. NOV.

Elongate-oblong, rather slender. Reddish or fuscous brown, the head and apical half of abdomen darker; elytra dark clay yellow; antennae piceous, the basal joint and legs pale yellow. Head as wide as thorax, convex, very finely and densely punctate. Antennae longer than head and thorax, the outer joints distinctly thickened. Thorax scarcely wider than long, widest one-third from apex, thence feebly curved to base; disk finely and densely punctate, flattened on sides and with four rounded impressions on basal half. Elytra together broader than long, one-third wider and one-half longer than thorax, very finely and rather closely punctate. Abdomen distinctly narrower than elytra, minutely and sparsely punctate. Length 1.8 mm.

Posey County; rare. June 3. Taken by sifting a decaying beech stump.

912 (9711). *TROGOPHYEUS AGONUS* Casey, Ann. N. Y. Acad. Sci., IV, 1889, 356.

Elongate, slender. Piceous, feebly shining; abdomen black; legs and antennæ dark piceous brown. Head scarcely narrower than thorax, wider than long, rather finely, deeply and densely punctate. Thorax one-half wider than long, widest just before the middle, sides feebly curved, apex much wider than base; disk densely and somewhat coarsely punctate and with two distinct parallel impressions on basal half. Elytra together about as long as wide, one-fourth wider and three-fourths longer than thorax, rather coarsely, not closely punctate. Abdomen minutely granulate, very finely and sparsely punctate. Length 1.8-2 mm.

Starke and Putnam counties; scarce. March 20-May 19. Sifted from damp vegetable debris.

*T. brachypterus* Lec., wholly dull black in hue and one of the smallest of the genus, occurs in numbers at Detroit, Michigan, and probably inhabits northern Indiana.

LXXV. *APOCELLUS* Erichs., 1840. (Gr., "to withdraw: wild animal.")

Rather slender glabrous forms having the head equal to or wider than the thorax; antennæ arising from beneath distinct elevated frontal ridges; abdomen very broad.

913 (2782). *APOCELLUS SPHERICOLLIS* Say, Trans. Amer. Phil. Soc., IV, 1831, 455; *ibid.* II, 570.



Fig. 168. (91)  
(After Erichson.)

Elongate, slender, widest across the abdomen. Dark reddish-brown, strongly shining; head and abdomen usually darker; antennæ fuscous, the first three joints and legs paler. Head wider than thorax, its sides oblique and rounded into a distinct neck; surface smooth. Eyes very small; antennæ longer than head and thorax, the outer joints much enlarged, the second one-half the length of third. Thorax subglobular, convex; its surface, as well as that of elytra, with a few scattered minute punctures bearing short black erect hairs. Elytra together wider than long, one-third wider and slightly longer than thorax. Abdomen at base as wide as elytra, thence gradually widening to the fourth and fifth segments; surface smooth, highly polished. Length 2.7-3 mm. (Fig. 168.)

Southern half of State; frequent. April 8-May 13. Occurs beneath stones, logs and damp decaying leaves. The thorax varies much in color and size.

THIXOBUS Kies., 1811. (Gr., "shore-to-live.")

Very small linear depressed, pubescent species having the scutellum visible; the inner apical angles of elytra broadly and obliquely

rounded so as to leave an angle in which the wings are visible; fourth and sixth joints of antennae smaller than the fifth and seventh. No species is at hand from the State. *T. fimbriatus* Lec., .7 mm. in length, dark reddish or chestnut-brown, legs slightly paler, probably occurs in the northern counties.

#### Tribe II. OSORINI.

Rather stout, black or piceous, more or less cylindrical species having the middle coxae contiguous; tarsi 5-jointed; mandibles stout, not toothed; abdomen not margined. Our two genera are treated by:

*LeConte*.—*In* Trans. Amer. Ent. Soc., VI, 1877, 215-216.

#### KEY TO GENERA OF OSORINI.

- a.* Front tibiae armed with spines; body cylindrical, pubescent. LXXVI. OSORUS.  
*aa.* Front tibiae unarmed; body subcylindrical, glabrous. LXXVII. HOLOROCNUS.

#### LXXVI. OSORUS Latr. 1829.

Head almost as wide as thorax, the front more or less flattened and sloping toward mouth; eyes small; antennae short, reaching middle of thorax, first joint long, the others bead-like, gradually larger. This genus is represented in the State by two of the three known North American species.

914 (2701). OSORUS PLANIFRONS Lec., Trans. Amer. Ent. Soc., VI, 1877, 215.

Elongate, cylindrical. Black, shining; antennae, legs and elytra dark reddish-brown. Head as wide as thorax, minutely granulate, finely and sparsely punctate, front distinctly flattened. Thorax widest at apex, sides straight and distinctly converging to base; disk sparsely and coarsely punctate, with a wide, smooth median stripe. Elytra narrower at base than thorax at apex, sparsely, coarsely and shallowly punctate. Abdomen as wide as elytra, finely granulate, sparsely and coarsely punctate. Length 7-8 mm.

Lawrence and Crawford counties; rare. May 17-May 23. Occurs beneath stones and logs in damp places. A member of the Austroriparian fauna.

915 (2702). OSORUS LUTIPES Gray., Mon. Col. Micr., 1806, 198.

Elongate, cylindrical. Blackish-piceous, shining, rather thickly clothed with yellowish hairs; antennae and legs pale reddish-brown; thorax and elytra often chestnut brown. Head as wide as thorax, rather coarsely and more closely punctate; front less flattened. Thorax as in *planifrons* but

more closely punctured, the median smooth space more narrow. Elytra and abdomen rather closely and coarsely punctate. Length 4-5.5 mm.

Throughout the State; frequent in the southern counties, much less so northward. March 23-July 14. Usually found burrowing in the ground beneath stones. The smaller size, paler antennæ and legs and more closely punctate upper surface readily distinguish it from *planifrons*.

LXXVII. *Holotrochus* Erichs., 1840. (Gr., "whole + ring or circle.")



Fig. 169. *Holotrochus volutus* Erichs. A Porto Rican species. - 6. (After Erichson.)

Small subcylindrical glabrous species having the head narrower than thorax, antennæ slender with short basal joint; front tibiae not spined. (Fig. 169.)

916 (2704). *HOLOTROCHUS LEVICAUDA* Lec., Proc. Phil. Acad. Nat. Sci., 1866, 376.

Elongate, slightly depressed. Dark reddish-brown to piccons; antennæ and legs paler. Head and thorax very finely and sparsely punctate, the latter subquadrate; slightly wider than long; sides almost straight; hind angles rectangular. Elytra slightly wider and almost one-half longer than thorax, finely and sparsely punctate, the sutural striae distinct. Abdomen very minutely punctate above, more distinctly so beneath. Length 3.5-4 mm.

Putnam and Marion counties; rare. March 20-November 22. Taken by sifting.

#### Tribe III. OMALIINI.

Small depressed brown or piccons forms having the prosternum membranous behind the coxæ; tarsi 5-jointed; second ventral segment carinate at base and the head with two simple eyes (ocelli). Our species are in part treated in the following papers:

*Fauvel, Albert.* "Les Staphylinides de l'Amérique du Nord - Homalini," in Bull. de la Soc. Linn., 3rd ser., vol. II, 1878, 196-255.

*Casey.* "Coleopterological Notes, V," in Ann. N. Y. Acad. Sci. VII, 1893, 398-433.

The following genera are probably represented in the State:

#### KEY TO INDIANA GENERA OF OMALIINI.

- a. Last joint of maxillary palpi not awl-shaped.
- b. Hind tarsi with joints 1 + 4 unequal.
- c. First joint of hind tarsi much longer than second.
- d. Fourth joint of maxillary palpi not longer than third, pear-shaped.

LXXVIII. *GEOMBROMUS*

*dd.* Fourth joint of maxillary palpi longer than third.

*c.* Maxillary palpi with fourth joint four times longer than third.

*f.* Elytra short, quadrate; antennæ without club.

LXXIX. LESTEVA.

*ff.* Elytra long, extending to the apex of the third ventral; antennæ with last three joints longer and thicker, forming an elongate and slender club. TESALES.

*cc.* Maxillary palpi wide, short, fourth joint stout; tibiæ with spinules.

*g.* Antennæ nearly filiform, the outer joints gradually and slightly thickened.

*b.* Hind tarsi with first joint only elongated.

*i.* Mandibles short, without teeth. LXXX. ACIDOTA.

*ii.* Mandibles short, the right one toothed at middle.

LXXXI. ARPEDIUM.

*hh.* Hind tarsi with fourth joint very long, the second elongated but shorter than first. AMPHICHTROUM.

*gg.* Antennæ with joints 5-11 suddenly thicker; front of head but slightly prolonged. TRIGONODEMUS.

*cc.* First and second joints of hind tarsi equally elongated.

*j.* Front coxæ large, conical and prominent.

*k.* Antennæ thickened towards apex; tibiæ with spinules.

LATHRIMEUM.

*kk.* Antennæ slender; tibiæ pubescent. LXXXII. OLOPIHURUM.

*jj.* Front coxæ small, transverse, not prominent; fifth joint of hind tarsi equal to the others united. PYCNOGLYPHA.

*bb.* Hind tarsi with joints 1 to 4 very short and equal; elytra long.

*l.* Tibiæ with fine spinules; right mandible with a tooth.

LXXXIII. HOMALIUM.

*ll.* Tibiæ pubescent; mandibles not toothed. LXXXIV. ANTIORIUM.

*aa.* Last joint of maxillary palpi very small and narrow, awl-shaped, the third joint long, obconical; antennæ slightly and gradually thickened; first joint of hind tarsi slightly longer than second.

LXXXV. EPHELIS.

LXXVIII. *Geopromecus* Redt. 1858. (Gr., "the earth running over.")

Rather large flattened species having the antennæ long and slender; elytra covering half the abdomen; hind tarsi with joints 1 to 4 rather short, unequal, the first joint distinctly longer than second.

917 (2799). *GEOPROMECUS BRUNNEUS* Say, Journ. Phil. Acad. Nat. Sci., 11, 158; *ibid.*, 11, 102.

Elongate-oval, strongly depressed. Dark reddish-brown; antennæ, abdomen and legs reddish-yellow; elytra and abdomen both clouded with piecous near their tips. Head narrower than thorax, strongly excavate between the eyes, finely and rather sparsely punctate. Thorax oblong-oval.

widest at middle; sides strongly rounded, sinuate near base, hind angles rectangular; disk coarsely and rather closely punctured, with a deep median impressed line and a fovea at middle of base. Elytra at base slightly wider than thorax, reaching to fourth segment of abdomen, coarsely and rather densely punctate. Abdomen rather finely and sparsely punctate. Length 6.5-8 mm.

Southern half of State, scarce; Lake County only in the north. May 11-October 20. Occurs beneath stones, moss and leaves in damp places. Usually listed as *casus* Erichs., but Say's name has priority. The thorax varies much in size and in the depth of the sinuation behind middle.

918 (19789). *GLOPROMICUS STRICTUS* Fauv., Rev. Ent., 1889, 126.

Form of *brunnescus*. Black, shining; antennæ and legs and often the tip of abdomen, reddish-brown. Head narrower than thorax, front triangular, narrowly impressed between the eyes, finely and sparsely punctate. Thorax subcordate, wider than long, sides strongly rounded, deeply sinuate behind, the base much narrower than apex; disk finely and rather closely punctate, the median line shallow. Elytra at base equal in width to thorax; surface, as well as that of abdomen, finely and rather closely punctate. Length 5.5-6 mm.

Fulton County; rare. August 20. A species of northern range.

### LXXIX. *LESTIVA* Latr., 1796. (Gr., "a robber.")

Small, flattened species, having the third joint of maxillary palpi very small, not longer than wide, the fourth joint very long; thorax (in our species) not flattened on the sides; first joint of hind tarsi not quite as long as second.

919 (2803). *LESTIVA PALLIPES* Lec., N. Sp. N. Amer. Col., I, 1863, 55.

Elongate-oval, depressed. Blackish-piceous to dull brownish-yellow, feebly shining, sparsely clothed with yellowish hairs; elytra when piceous each with an oblique pale spot extending from humerus to suture. Head with two deep, oblique impressions, rather densely and finely punctate. Thorax subcordate, slightly longer than wide, widest in front of middle, the sides thence oblique and sinuate to base; disk finely and sparsely punctate and with two distinct, shallow oblong impressions on basal half. Elytra at base one-half wider than thorax, thence feebly widening to apex, covering one-half or more of abdomen, finely and sparsely punctate. Abdomen as wide as elytra, broadly margined, very finely punctate. Length 3-4 mm.

Marion, Putnam and Crawford counties; frequent locally. May 11-October 17. Taken by sifting vegetable debris from about hill-side springs. Probably occurs throughout the State. One specimen was found crawling on the floor of Wyandotte Cave nearly one mile from the mouth.



*Toralus cribatulus* Casey, 2.7 mm. in length and pale uniform brownish-yellow throughout, was described from Pennsylvania.

LXXX. *Acuora* Steph., 1831. (Gr., "sharp.")

Small elongate, subconvex species having the fourth joint of maxillary palpi scarcely longer than third; mandibles without teeth; elytra reaching middle of abdomen, their outer apical angle rounded. One species has been taken in the State, while another may occur.

KEY TO INDIANA SPECIES OF ACUDOTA.

- a.* Elytral punctures coarse, arranged in regular rows; length 6-7 mm. CRENATA.  
*aa.* Elytral punctures finer, more or less irregularly placed; length 4.5-5 mm. 920. SUBCARINATA.

*A. crenata* Fab., piceous or dark chestnut-brown, antennae and legs paler, occurs in Canada and at Detroit, and probably in the northern counties of Indiana.

920 (2806). *ACUDOTA SUBCARINATA* Erichs., Gen. Spec. Staph., 1810, 863.

Elongate, subdepressed. Dark reddish or chestnut brown, shining; head, thorax and dorsal segments of abdomen often more or less fuscous. Thorax subquadrate, a little broader than long; sides feebly curved, depressed near hind angles, which are obtuse; disk rather coarsely, deeply and sparsely punctate. Elytra at base scarcely wider than thorax, the punctures fine, deep and arranged in irregular double rows with fine raised lines between. Abdomen as wide as elytra, finely and sparsely punctate. Length 4.5-5 mm.

Martin and Posey counties; rare. April 21-May 6. Beaten from apple blossoms.

LXXXI. *ARPEDIUM* Erichs., 1838. (Gr., "flat.")

Oblong, subdepressed brownish or piceous species having the antennae filiform, longer than head and thorax; right mandible toothed at middle; elytra reaching usually to or beyond middle of abdomen. Two species have been taken in the State and two others may occur.

KEY TO INDIANA SPECIES OF ARPEDIUM.

- a.* Thorax and elytra distinctly punctate.  
*b.* Winged species; elytra long, not obliquely truncate at tips.  
*c.* Disk of thorax even, densely and rather finely punctate. 921. CRIBATUM.  
*cc.* Disk of thorax uneven, widely and deeply impressed each side. 922. SCHWARZII.

*bb.* Wingless species; elytra very short, obliquely truncate at apex.

ANGULARE.

*aa.* Thorax very sparsely and obsolete punctate; winged species; elytra much longer than thorax.

TENUE.

921 (2808). *ARPIDUM CRIBRATUM* FAUV., Bull. Soc. Linn., II, 1878, 224.

Elongate oval, depressed. Head black; disk of thorax and elytra dark reddish-brown; legs and narrow margins of thorax and elytra paler; abdomen, under surface and antennæ, except the base, piceous. Head about one-half the width of thorax, sparsely and finely punctate. Thorax subquadrate, sides feebly curved, front angles rounded, hind ones obtuse, base almost as wide as apex. Elytra at base but slightly wider than thorax, reaching almost to fourth segment of abdomen, coarsely, somewhat roughly, not densely punctate. Abdomen smooth. Length 4.5-5 mm.

Marion and Vigo counties; frequent locally. March 1-October 5. Occurs beneath bark of logs and dead leaves in damp places.

922 (2809). *ARPIDUM SCHWARZII* FAUV., Bull. Soc. Linn., II, 1878, 225.

Elongate oval, depressed. Dull brownish (or fuscous) yellow, moderately shining; legs, sides of thorax and elytra slightly paler; antennæ dusky, paler at base and apex. Thorax quadrate, scarcely wider than long; sides feebly curved; disk finely and irregularly punctate, uneven, with three or four smooth raised spaces near middle and a deep impression each side. Elytra distinctly wider and more than twice as long as thorax, coarsely, deeply, not closely punctate. Length 3.5-3.7 mm.

Throughout the State; frequent. February 23-October 21. Occurs beneath cover in damp places. The *Acidota subcarinata* of my "Winter Insects."

*A. angulare* Fauv., color and size of *schwarzii* and *A. tenue* Lec., blackish piceous in hue and 4-4.5 in length, are both boreal species, taken in Michigan and probably occur in northern Indiana.

*Amphicroum brvicolle* Lec., blackish to dull reddish-yellow in hue, 3.7-5 mm. in length, occurs in abundance on flowers of *Crotagus* in Pennsylvania.

*Trigonodemus striatus* Lec. is a southern form, also blackish piceous, smooth, shining, length 4.5 mm., which has been recorded from Cincinnati.

*Lathrinatum sordidum* Erichs., dull yellow, with piceous abdomen, 2.7 mm. in length, is also recorded from the same locality.

LXXXII. *Oloporum* Erichs. 1838. (Gr., "bold.")

Oblong oval, convex, black or piceous species having the mandibles and tibiæ without teeth or spines; antennæ slender, as long as head and thorax; elytra covering two-thirds of abdomen. One species has been taken and another perhaps occurs in the State.

## KEY TO INDIANA SPECIES OF OLOPHURUM.

- a.* Thorax twice as wide as long, sides broadly rounded into base and apex; length 5-6 mm. 923. ORTECTUM.
- aa.* Thorax subquadrate, sides subparallel, the front angles obliquely truncate; length 4.5-5 mm. ROTUNDICOLLE.

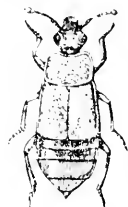
923 (2828). *OLOPHURUM ORTECTUM* Erichs., Gen. Spec. Staph., 1810, 865.

Oblong-oval, convex. Uniform picaceous, shining; antennae, legs and very narrow margin of thorax reddish-brown. Head rather coarsely and closely punctate, with two shallow triangular impressions on vertex. Thorax coarsely, evenly, not densely punctate, often with a faint rounded impression at middle of base. Elytra scarcely wider and nearly three times longer than thorax, densely, rather coarsely and evenly punctate. Abdomen smooth, its apex paler. Length 5-6 mm.

Throughout the State; common. April 7 November 28. Occurs on fungi and beneath bark and leaves.

*O. rotundicolle* Sahlb., is a boreal species reported from Cincinnati.

*Pycnoglypta turida* Gyll., oblong, convex, brownish-picaceous, 2.8 mm. in length, is also recorded from the same locality.



LXXXIII. *HOMALIUM* Grav., 1802. (Gr., "even or smooth.")

Small elongate or oblong, subdepressed species (Fig. 170), having the joints of hind tarsi very short and equal, tibiae with fine spines; maxillary palpi with last joint longer than third; elytra reaching to or beyond the middle of abdomen. The following have been taken or perhaps occur in Indiana.

Fig. 170. *Homalium diffusum* Grav. - 10. A Lake Superior species.

## KEY TO INDIANA SPECIES OF HOMALIUM.

- a.* Thorax even, or sometimes with two more or less obsolete impressions on the disk.
- b.* Sides of thorax not angulate at middle.
- c.* Thorax very even, strongly convex; length 2.3 mm. 924. HAMATUM.
- cc.* Thorax with a faint impression each side of disk.
- d.* Elytra convex.
- c.* Smaller, 3 mm.; black or picaceous; abdomen almost smooth; elytra not striolate. HUMEROSUM.
- cc.* Larger, 4 mm.; reddish-brown; abdomen strongly and densely punctate; elytra striolate. PUNCTIVENTRE.
- dd.* Elytra subdepressed; thorax short, hind angles obtuse. 925. FLORALE.
- bb.* Sides of thorax angulate at middle; head and thorax shining, distinctly punctate. 926. FRACTUM.
- aa.* Thorax uneven, the disk with two distinct foveae.

*f.* Head distinctly narrower than thorax, the latter, as well as the legs and border of elytra, reddish-brown. 927. REPANDUM.

*ff.* Head only slightly narrower than apex of thorax, the latter black.

FORAMINOSUM.

924 (2851). HOMALIDUM HAMATUM FAUV., Bull. Soc. Linne., II, 1878, 209.

Oblong-oval. Dull reddish or dusky yellow, sparsely pubescent; head and tips of elytra fuscous. Antennæ shorter than head and thorax; the latter one-half wider than long, widest at base, sides feebly curved, disk finely and sparsely punctate. Elytra slightly wider and one-half longer than thorax, more coarsely and closely punctured than there. Hind tibiae deeply emarginate on the outer side. Sixth segment of male feebly sinuate at apex. Length 2.3 mm.

Marion and Fountain counties; scarce. June 12–June 17.

*H. humerosum* FAUV. and *H. punctiventre* FAUV., described from Pennsylvania and Missouri, doubtless occur in Indiana.

925 (2854). HOMALIDUM FLOREAE PAYK., Mon. Staph., 1789, 67.

Elongate oblong. Uniform black or picous, feebly shining; antennæ and legs reddish-brown. Thorax one-third wider than long, sides feebly curved, narrowly depressed near hind angles; disk finely, rather densely and evenly punctate. Elytra slightly wider and more than twice longer than thorax, densely and finely punctate and faintly strigose. Abdomen minutely and sparsely punctate. Length 3–3.5 mm.

Lake and Marion counties; scarce. May 22–November 1. This is the species usually known as *rufipes* FAUV.

926 (2855). HOMALIDUM FRACTUM FAUV., Bull. Soc. Linne., II, 1878, 212.

Oblong, convex. Dark reddish-brown, shining; disk of elytra often picous. Head three-fourths as wide as thorax, finely and sparsely punctate. Thorax one-half wider than long, convex, hind angles obtuse; sides curved in front of middle, thence feebly sinuate to base; disk rather coarsely, not densely punctate. Elytra slightly wider, twice longer and more coarsely and sparsely punctate than thorax. Abdomen smooth. Length 2.3 mm.

Fountain and Vigo counties; scarce. February 23–June 17. Occurs beneath bark in moist places.

927 (2842). HOMALIDUM REPANDUM ERICH., Gen. Spec. Staph., 1840, 878.

Elongate, slender, depressed. Head, abdomen and disk of elytra picous, opaque; thorax, antennæ, legs and sides of elytra reddish-brown. Antennæ longer than head and thorax; head coarsely and densely punctured. Thorax slightly broader than long, sides feebly curved, sinuate behind; disk flattened on sides, finely, rather densely punctate, with two oblong impressions on basal two-thirds. Elytra slightly wider and two-thirds longer than thorax, coarsely, densely and roughly punctate. Abdomen minutely granulate punctate. Length 3.5–4.5 mm.

Southern half of State; frequent. April 18–November 22. Occurs beneath dead leaves.

## LXXXIV. ANTHORIUM Leach. 1819. (Gr., "a flower (living on).")

Short and rather broad, subdepressed species having the elytra usually reaching nearly to or beyond the tip of abdomen; last joint of maxillary palpi longer than the third; tibiae pubescent; hind tarsi as in *Homalium*. Two species have been taken and one other perhaps occurs.

## KEY TO INDIANA SPECIES OF ANTHORIUM.

- a.* Body distinctly convex; thorax not grooved; elytra as long as or longer than abdomen, acuminate in female. 928. CONVEXUM.  
*aa.* Body feebly convex or subdepressed.  
*b.* Thorax not grooved, sparsely and finely punctate; elytra of female truncate, not covering tip of abdomen. 929. HORNII.  
*bb.* Thorax distinctly grooved; elytra of female truncate, not reaching much beyond the middle of abdomen. POTHOS.

928 (2868). ANTHORIUM CONVEXUM Fauv., Bull. Soc. Linne., 11, 1878, 201.

Oblong-oval, convex. Dull reddish-yellow; head and thorax alutaceous; elytra shining; base of abdomen black in male. Head as broad as apex of thorax, flattened and minutely and sparsely punctured between the eyes. Antennae not reaching base of thorax, joints 7-11 forming an elongate club. Thorax distinctly wider at base than apex, sides feebly curved; disk convex, flattened near hind angles, sparsely and very finely punctate. Elytra feebly widened from base to apex, their tips rounded in male, acute in female; surface more coarsely and closely punctate than thorax. Length 2-2.5 mm.

Steuben, Fountain, Marion and Martin counties; frequent locally. April 28-June 16. Occurs on flowers of black haw; especially abundant on those of the red-berried elder in the marshes of Steuben County. Our only species of the subfamily with the elytra longer than the abdomen.

929 (2870). ANTHORIUM HORNII Fauv., Bull. Soc. Linne., 11, 1878, 202.

Short, rather broad, subdepressed. Dull reddish-yellow, shining; abdomen of male in great part piceous, of female piceous at apex. Head finely and sparsely punctate; antennae shorter than head and thorax, joints 7-10 broader than long, forming a loose club. Thorax more than twice as wide as long; sides rounded into base and apex; disk finely and sparsely punctate. Elytra more than twice as long as thorax, their tips truncate. Length 2-2.4 mm.

Martin, Posey and Crawford counties; scarce. May 6-May 25.

*A. potthos* Mann, reddish-yellow, abdomen black, 2.5-2.8 mm. in length, is a boreal species which may occur in northern Indiana.

## LXXXV. EPHELIS Fauv. 1878. (Gr., "on (a nail or stud).")

Rather elongate, feebly convex, strongly punctate species having the head not constricted at base, eyes large; third joint of maxil-

lary palpi truncate at apex, fourth very short, slender; antennæ short; thorax subcylindrical; hind tarsi with joints one and two slightly longer than three and four, which are equal.

930 (2876). *EPIHELES NOTATA* Lec., N. Sp. N. Amer. Col., I, 1863, 58.

Elongate-oval. Black, feebly shining; legs and base of antennæ reddish-yellow; elytra each with the apical margin and a small rounded spot at middle reddish-yellow. Thorax subquadrate, widest at apical fourth, the sides thence almost straight and slightly converging to base; disk densely and rather coarsely and roughly punctate. Elytra at base one-third wider than thorax, feebly widening to tips, which are truncate; surface coarsely and densely punctate. Length 2.5-2.7 mm.

Lake County; rare. May 25.

#### Tribe IV. PROTEININI.

Species not exceeding 3 mm. in length, having the antennæ inserted under the sides of the front; head without ocelli; prosternum horn-like behind the front coxæ, which are transverse and somewhat prominent; hind coxæ transverse; tarsi 5-jointed. Two genera represent the tribe in the United States. The species of this tribe are treated by

*Faunal.* - "Les Staphylinides de L'Amérique du Nord," in Bull. Soc. Linne., II, 1878, 190-196.

#### KEY TO GENERA OF PROTEININI.

- a.* Antennæ with only the last joint larger; thorax always with a median impressed line. LXXXVI. MEGARTHUR'S.  
*aa.* Antennæ with the last three joints larger. PROTINUS.

LXXXVI. MEGARTHUR'S Steph. 1831. (Gr., "big + joint.")

Small, broad subdepressed species, having the head much narrower than thorax, constricted at base; maxillary palpi short, the fourth joint slender and acuminate; antennæ short, the last joint very large, subglobose; elytra truncate, covering more than one-half of abdomen; hind tarsi with first four joints short, equal. One species has been taken and another perhaps occurs.

#### KEY TO INDIANA SPECIES OF MEGARTHUR'S.

- a.* Thorax black, the sides slightly angulate. EXCISUS.  
*aa.* Thorax dull yellow, the disk brownish. 931. AMERICANUS.

*M. excisus* Lec., piceous, narrower than *americanus*, 2.5 mm. in length, is recorded by Dury from Cincinnati.

931 (2883). MEGARTHUR'S AMERICANUS Sachse., Steff. Ent. Zeit., 1852, 149.

Oblong-oval, depressed. Dusky or fuscous yellow; head black; legs dull yellow. Head narrower than thorax, finely rugose. Thorax as wide

as elytra, more than twice as wide as long, base and apex truncate; sides rounded, widely depressed; margins with a small blunt tooth in front of middle and another one-fourth from base; disk coarsely and rugosely punctate and with a deep entire median groove. Elytra more than twice as long as thorax, densely, coarsely and rugosely punctate. Abdomen finely and rather closely punctate. Length 2.3-2.7 mm.

Crawford County; rare. May 26. Occurs in fungi.

*Protinus atomarius* Erichs., black or brownish-black, antennae dull yellow, length 1-1.3 mm., has been recorded from near Cincinnati and Detroit.

### Subfamily X. PIESTINAE.

Elongate, slender, parallel species, resembling Cucujids in general appearance and, like them, living beneath bark. They have the antennae inserted under the sides of the front, straight, with the outer joints slightly thickened; thoracic spiracles covered; prosternum wholly of a horn-like texture; front coxae globular. The North American species of this subfamily and the next are treated by

*LeConte.*—*In* Trans. Amer. Ent. Soc., VI, 1877, 249-252.

*Faurel.*—*In* Bull. Soc. Linne., II, 1878, 167-188.

The following genera of the subfamily are probably represented in the State:

#### KEY TO INDIANA GENERA OF PIESTINAE.

- |  |                     |
|--|---------------------|
| <i>a.</i> Abdomen not margined.  |                     |
| <i>b.</i> Tarsi 5-jointed; front coxae separated.  | LXXXVII. LISPINUS.  |
| <i>bb.</i> Tarsi 3-jointed; front coxae contiguous.  | LXXXVIII. GLYPTOMA. |
| <i>aa.</i> Abdomen margined; tarsi 5-jointed; front coxae contiguous.                        |                     |
| <i>c.</i> Front tibiae not spinose.  |                     |
| <i>d.</i> Abdomen widely margined.   | TRIGA.              |
| <i>dd.</i> Abdomen very finely margined.   | ELEUSIS.            |
| <i>cc.</i> Front tibiae with spinules; body much flattened; front impressed, horned in male. | SIAGONIUM.          |

#### LXXXVII. LISPINUS Erichs. 1840. (Gr., "clean.")

Very slender species having the head directed forward; antennae not longer than head and thorax; mandibles small, not toothed; thorax subquadrate; elytra truncate. (Fig. 171.) One species has been taken and another may occur in the State.



Fig. 171. *Lispinus angustatus* Erichs. ♀  
7. A Madagascan species. (After Erichson.)

#### KEY TO INDIANA SPECIES OF LISPINUS.

- |  |               |
|--|---------------|
| <i>a.</i> Black or piceous, shining; legs reddish-brown; front not impressed; length 4.3-4.5 mm. | LINEARIS.     |
| <i>aa.</i> Chestnut brown; front with two shallow impressions; length 2.5 mm.                    | 932. EXIGUUS. |

*L. linearis* Erichs. is a southwestern species which has been recorded from Cincinnati.

932 (2887). *LISPINUS EXIGUUS* Erichs., Gen. Spec. Staph., 1840, 830.

Linear, parallel. Uniform chestnut brown, shining, not punctate. Head almost as wide as thorax. Thorax subquadrate, narrowed at base; disk deeply impressed each side in front of hind angles, which are rectangular. Elytra together as wide as and one-third longer than thorax, each with a distinct dorsal puncture near middle. Abdomen narrower than elytra, minutely aubaceous. Length 2-2.5 mm.

Parke County; rare. May 13.

LXXXVIII. *GLYPTOMA* Erichs. 1840. (Gr., "sculpture + joint.")

Small elongate brownish forms having (in our species) the thorax and elytra carinate; abdomen not margined; tarsi three-jointed. (Fig. 172.)



Fig. 172. *Glyptoma crassicornis* Erichs., p. 10. A South American species. (After Erichson.)

933 (2893). *GLYPTOMA COSTALE* Erichs., Gen. Spec. Staph., 1840, 909.

Elongate, slender, parallel. Dark chestnut brown, opaque. Antennae reaching middle of thorax. Head margined, the vertex with elevated lines. Thorax subquadrate, front angles prominent, disk with six carinae, the outer ones close to margin. Elytra slightly wider, scarcely longer than thorax, each with four carinae; intervals minutely punctate. First five segments of abdomen with elongate granules on their hind margins. Length 2-2.5 mm.

Throughout the State; frequent. March 23-June 16. Taken by sifting decaying wood.

*Triga pipipennis* Lec., blackish-piceous, antennae and legs paler, length 3 mm., is known from near Detroit, Michigan and Kansas.

*Elcusis pallidus* Lec., reddish-brown and shining, length 3.5 mm., lives in ants' nests at various points in the Eastern United States and doubtless occurs in the State.

*Siagonium americanum* Melsh., reddish-yellow, feebly shining, head and thorax very finely punctate, length 4-6.5 mm., and *S. punctatum* Lec., 4-6 mm., black or dark chestnut-brown, head and thorax coarsely punctate, also have a range which includes Indiana.

#### Subfamily XI. MICROPEPLINÆ.

Small subquadrate species having the antennae 9-jointed, inserted under the sides of the front and in repose received in prosternal cavities; front coxæ transverse, not prominent; hind coxæ



rounded, widely separated by the broadly dilated second ventral segment; tarsi three-jointed.

Several species of the genus *Micropeplus* have a range which may include Indiana. They have the abdomen margined and head, thorax and elytra costate, much as in *Glyptoma*. *M. cribatus* Lec., blackish with the next to last segment of abdomen carinate above; the costa of elytra sinuate, intervals coarsely punctured, length 2 mm., has been taken near Cincinnati. *M. tessarula* Curtis, sixth segment not carinate, body black, shining, length 1.5-2 mm., is a boreal species known from Michigan.

## Family XII. TRICHOPTERYGIDÆ.

### THE FEATHER-WINGED BEETLES.

This is a small family of minute beetles, the largest of which scarcely exceeds a pin-head in size. They live in rotten wood and dung, on fungus covered logs and in ants' nests, and comprise the smallest of known beetles. The name is derived from that of the typical genus, *Trichopteryx*, a term meaning "hairy-winged," the inner wings, when present, being long, narrow and fringed with long hairs, or feather-like in appearance.

The members of the family have the maxilla exposed at the base, which is large, with two lobes, the outer one hooked; palpi 4-jointed, the last joint needle-shaped; antennae usually 11-jointed, inserted on the margin of the front, the joints with whorls of long hairs, joints 3 to 7 slender, 8-11 thicker, forming a loose elongate club; thorax with the side pieces distinct; elytra often abbreviated; inner wings as above described; abdomen with six or seven free ventral segments; front coxæ subglobular, prominent, contiguous; middle coxæ oval, separated; hind ones transverse, more or less separated; tarsi 3-jointed, the last joint with two equal simple claws.

About 75 species, distributed among 18 genera, are known from North America. Of these but 8 have been taken in Indiana, though a number of others doubtless occur, and the genera are therefore included in the key which follows: The principal and practically the only reference works are as follows:

*Matthews, Rev. A.* "Trichopterygia Illustrata et Descripta," London, 1872.

*Ibid.* "Synopsis of North American Trichopterygidae," *in* Trans. Amer. Ent. Soc., XI, 1884, 113-156.

## KEY TO INDIANA GENERA OF TRICHOPTERYGIDÆ.

- a.* Elytra entire.  
*b.* Thorax widest at base.  
*c.* Pygidium invisible; form oval, very convex; color dark. I. NOSSIDIUM.  
*cc.* Pygidium visible beyond the elytra; hind angles of thorax not elongate; form elongate; color pale. NANOSELLA.  
*bb.* Thorax widest before the base.  
*d.* Pygidium visible beyond the elytra. PTEILUM.  
*dd.* Pygidium invisible. II. PTENIDUM.  
*aa.* Elytra truncate.  
*c.* Antennæ very short, 9-jointed; eyes wanting; thorax larger than elytra. III. LIMULODES.  
*cc.* Antennæ elongate, 11-jointed.  
*f.* Thorax widest at the base.  
*g.* Abdomen with seven ventral segments. PTERYX.  
*gg.* Abdomen with six ventral segments.  
*h.* Hind coxæ very widely separated; mesosternum scarcely carinate; color pale. PTINELLODES.  
*hh.* Hind coxæ moderately separated; mesosternum distinctly carinate. IV. TRICHOPTERYX.  
*ff.* Thorax widest before the base.  
*i.* Elytra long; mesosternum carinate; color dark. V. SMICRUS.  
*ii.* Elytra short; mesosternum not carinate.  
*j.* Body opaque; abdomen moderate; hind coxæ with plates. NEPHANES.  
*jj.* Body translucent; abdomen very long; color pale. VI. PTINELLA.

## I. NOSSIDIUM Erichs. 1845. (Gr., "nest-formed.")

Small oval, convex species having joints 1 and 2 of antennæ very large, 3-8 slender, 9-11 much thickened; abdomen with seven segments, entirely covered by elytra; metasternum not reaching the sides of the body. One of the two known species occurs in the State.

931 (2914). NOSSIDIUM AMERICANUM Mots., Bull. Mosc., 41, 1868, 191.

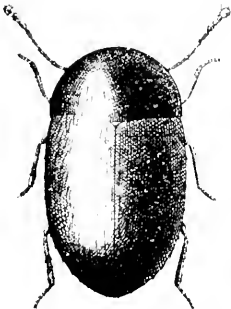


Fig. 173. - 34. (Original.)

Oblong-oval, very convex. Head and thorax piceous, strongly shining; elytra reddish-brown, rather thickly clothed with long yellowish hairs; legs and antennæ yellow. Thorax more than twice as wide as long, hind angles rectangular; sides rounded, distinctly margined, surface very finely and sparsely punctured. Elytra not wider than thorax, surface with rather deep, rugose punctures in sinuate transverse rows; tips broad, much rounded. Length 1 mm. (Fig. 173.)

Monroe County; frequent. May 13-June 9. Taken by sifting debris of beech stump. Probably occurs throughout the State.

*Nanosella fungi* Lec., elongate, reddish-yellow, legs and antennae paler, length .3 of one mm., has been taken near Cincinnati. It is the smallest of North American beetles and occurs in powdery fungi. *Ptilium collani* Makl., oblong, pitchy-black, length .7 of one mm., may also occur.

## II. PTENIDUM Erichs., 1845. (Gr., "provided with little feathers.")

Small elongate or oblong-oval species having the club of antennae formed of three joints; thorax small, narrower at base than middle; elytra entire, concealing all seven segments of the abdomen; metasternum large, quadrate, extending to the sides of the body. Two have been taken in the State, and another may occur.

### KEY TO INDIANA SPECIES OF PTENIDUM.

- a.* Thorax with two distinct foveae on each side near the base; color pale chestnut brown. FOVEICOLLE.  
*aa.* Thorax with but one fovea on each side at base, or none.  
*b.* Color black, shining, the tips of elytra yellowish. 935. PUSILLUM.  
*bb.* Color dull yellow, shining; elytra each with two blackish stripes. 936. LINEATUM.

935 (2929). PTENIDUM PUSILLUM Gyll., Ins. Suec., I. 1808, 189.

Rather broadly ovate, convex. Black or piceous, shining, very sparsely clothed with long whitish hairs; tips of elytra more or less widely reddish-yellow; legs and antennae dull yellow, the club of the latter dusky. Thorax much wider than long, widest just behind the middle, sides rounded, hind angles obtuse; disk deeply and sparsely punctured and with a deep transverse impression each side at base near the angles. Elytra ovate, widest before the middle, with very fine remote punctures in rows. Length 1-1.5 mm.

Putnam County; rare. March 25. Taken by sifting dead leaves.

936 (2934). PTENIDUM LINEATUM Lec., N. Sp. N. Amer. Col., I. 1863, 63.

Elongate-oblong, convex. Color given in key. Thorax slightly wider than long, a little narrower at apex than base, very finely punctate. Elytra oval, sparsely clothed with fine silken hairs. Length 4 mm.

Clark County; rare. May 6. Taken from fungi on beech log. A member of the Austroriparian fauna.

## III. LIMULODES Matthews., 1867.

One small reddish species belongs here. It has the antennae very short and thick, joints 1 and 2 large, 3-6 very small, 7-9 very large and forming an elongate club; head small, deflexed; elytra truncate, short and narrowed toward the apex; abdomen short, with six

segments, three of which are exposed above; prosternum produced behind into a long, broad plate, bifid at apex; mesosternum strongly carinate, produced into a broad, spoon-shaped process which covers the hind coxæ.

937 (2935). *LIMNODOS PARADOXA* Matthews, Ann. Lyc. Nat. Hist., N. Y., VIII, 1867, 109.

Conic, widest in front, very convex. Reddish-yellow, shining, thickly clothed with a silky grayish pubescence. Thorax very large and convex, widest at base, sides circularly rounded in front, hind angles acute and slightly produced; surface alutaceous. Elytra shorter and narrower than head and thorax, surface very finely and prettily granulate. Length 1 mm.

Clark County; scarce. May 5. Three specimens from ants' nests beneath flat stones. Occurs throughout the United States.

*Pteryx brunnea* Lec., chestnut-brown, thorax with sides widest at the base, length .9 mm., and *P. ballcata* Lec., bright yellow, thorax with sides slightly rounded and widest before the base, length .6 mm., may occur in southern Indiana.

*Plinellodes lecontei* Matth., elongate-oblong, yellow, translucent, length 1 mm., may also occur.

#### IV. TRICHOPTERYX Kirby, 1819. (Gr., "feather + wing.")

A large genus of small oblong or ovate species, having the antennæ 11-jointed, the last three joints forming a bead-like club; head large, rather deflexed; elytra truncate, usually short; abdomen with six ventral segments; hind coxæ moderately distinct, the outer edge expanded into a broad plate. Of the 30 or more species known from North America but two have as yet been taken in the State, though several others doubtless occur.

##### KEY TO INDIANA SPECIES OF TRICHOPTERYX.

- a. Thorax distinctly wider than elytra.
  - b. Thorax smooth; elytra not attenuate; color dark chestnut brown, shining; length .9 mm. GLABRICOLLIS.
  - bb. Thorax with small, rather remote tubercles or granules.
    - c. Head and thorax black, the latter dilated; elytra dark chestnut brown; form elongate-oblong. 938. HALDEMANNI.
    - cc. Entirely black but thickly clothed with long reddish hair; thorax widest before the base; length .9 mm. ABRUPTA.
- aa. Thorax scarcely or not at all wider than elytra.
  - d. Hind angles acute, often produced.
    - c. Head, thorax and abdomen black, elytra dark reddish-brown; length .9 mm. PARALLELA.
    - cc. Entirely black or fuscous black.
    - f. Elytra widest at apex; length .8 mm. ASPERA.

*ff.* Elytra with the sides nearly straight; thorax widest before the base; color fuscous black; length .9 mm. SERICANS.

*dd.* Hind angles of thorax not acute or produced. 939. MOERENS.

938 (2966). *TRICHOPTERYX HAUDMANNI* Lec., List of Col. of N. Am., 1863, 29.

Elongate-oblong, convex. Color given in key; surface sparsely clothed with short, pale hairs; antennae and legs reddish yellow. Thorax more than twice as wide as long, widest before the base; sides strongly rounded, hind angles broad, acute and much prolonged; surface covered with small, rather remote granules arranged in transverse rows. Elytra as long as but narrower than head and thorax, rather closely and irregularly asperate or roughened with small granules. Length 1-1.2 mm.

Kosciusko, Marion and Putnam counties; frequent. April 17-October 17. Taken by sifting leaves and sphagnum moss in damp places.

939 (2942). *TRICHOPTERYX MOERENS* Matthews, Cist. Ent., 11, 1874, 298.

Oblong, convex. Black, strongly shining; sparsely clothed with pale hair; antennae and legs yellow. Thorax twice as wide as long, widest near the middle, sides moderately rounded, hind angles rectangular; surface smooth, polished. Elytra about as long and wide as head and thorax, very faintly and transversely granulate or asperate; tips broad, the extreme edge yellowish. Length .6-.7 mm.

Steuben and Putnam counties; scarce. May 25-October 17. Taken by sifting damp debris. Differs from the preceding by its smaller size, smoother surface and form of hind angles of thorax.

The range of the other species of *Trichopteryx* mentioned in the key is given by Matthews as "United States."

#### V. *SMICRUS* Matthews, 1872. (Gr., "small.")

Elongate-oblong species, having the antennae long and slender, reaching nearly to middle of elytra, 11-jointed, the last three joints forming an elongate, bead-like club; head large and broad; hind coxae rather distant and with wide plates. One species is known.

940 (2969). *SMICRUS EUCORNIS* Fairm., Faun. France, 4, 1854, 338.

Oblong, subparallel. Black, sparsely clothed with short yellow hairs; antennae and tips of elytra pale; legs yellow. Thorax short, quadrate, widest in front, feebly narrowed toward the base, hind angles acute; disk closely covered with minute tubercles. Elytra as long and nearly as wide as head and thorax, closely and minutely punctate; tips squarely truncate, leaving one-third of abdomen exposed. Length 1.2 mm.

Marion County; rare. October 31. Taken by sifting.

*Nephans laeviusculus* Matth., short, broad, convex, dark chestnut-brown, legs yellow, length .6 mm., may occur in southern Indiana.

VI. PTINELLA Mots. 1845. (Diminutive of *Plinus*.)

Very small, elongate or oblong forms having the head large and prominent; eyes often wanting in male; antennæ long and slender, each joint ornamented with long hairs; thorax small, usually more or less constricted at base; elytra short, truncate, leaving five or six joints of the long abdomen exposed; hind coxæ widely separated. One of the three species listed has been taken in the State.

941 (2970). *PTINELLA QUERCUS* Lec., New Sp. N. Am. Col. I, 1863, 63.

Moderately elongate, narrow. Male pale yellow, female pale chestnut brown; sparsely clothed with yellowish hairs. Eyes of female rather large, those of male wanting. Thorax more than twice as wide as long, widest before the middle, constricted near base, hind angles acute, surface alutaceous. Elytra shorter and rather narrower than head and thorax together, widest toward the apex; surface remotely asperate or roughly granulate. Length 5.6 mm.

One specimen taken by Dury while sifting dead leaves near New Albany, Floyd County, May 25. A southern form, described from Georgia.

## Family XIII. SCAPHIDIDÆ.

## THE SHINING FUNGUS BEETLES.

Small, oval, convex, very shining beetles which live in fungi, in rotten wood, dead leaves, or beneath the bark of logs. But little is known regarding their life history, although some of them are very common in every piece of woodland. When exposed by removing their cover of bark or other material, they either remain quiescent or move rapidly with an uneven, skipping gait. The name of the family is based upon that of the genus *Scaphidium*, a name meaning "a little skiff or boat," on account of the fancied resemblance in form of the beetles to that of a boat, being thickest and arched in the middle and narrowed toward each end, the head small and the abdomen more or less conical and pointed.

They have the mentum large, quadrate; palpi short, four-jointed, the last joint conical; front of head contracted and prolonged into a short beak; antennæ either hair-like or slightly clavate, inserted at the margin of the front; thorax closely applied to the after body; presternum not prolonged, the coxal cavities widely open behind; elytra broadly truncate, not covering the tip of the conical abdomen, which has six or seven visible ventral segments. The front coxæ are rather large, conical and contiguous; middle

coxae small, rounded and widely separated; hind ones oval or transverse, also widely separated; tarsi 5-jointed, long and slender.

About 200 species of Scaphidiidae are known, 41 of which have been described from the United States. The principal literature treating of the family is as follows:

*LeConte.*—"Synopsis of the Scaphidiidae of the U. S.," *in Proc. Phil. Acad. Nat. Sci.*, 1860, 321-324.

*Casaj.*—"Synopsis of the Scaphidiidae," *in Ann. N. Y. Acad. Sci.*, VII, 1893, 510-533; *Journ. N. Y. Entom. Soc.*, VIII, 1900, 55-60.

Representatives of four of the seven genera comprising the family have been taken in Indiana, while those of two others may occur.

KEY TO INDIANA GENERA OF SCAPHIDIIDÆ.

- a.* Scutellum distinct; antennæ with a broad, abrupt and somewhat flattened 5-jointed club; elytral punctures in rows.
- b.* Hind tibiae not spinous; eyes emarginate; hind angles of thorax acute and somewhat prolonged backward. I. SCAPHIDIUM.
- bb.* Hind tibiae with rows of small spines; eyes entire; hind angles of thorax not prolonged. CYPARIUM.
- aa.* Scutellum minute or wanting; antennæ slender, without distinct club; elytral punctures, when present, scattered.
- c.* Third antennal joint elongate and cylindrical; scutellum usually invisible, when present transverse.
- d.* Body oval; sutural stria of the elytra reaching the base; hind coxae widely separated. II. BLEOCERA.
- dd.* Body narrowed, more or less compressed; sutural stria not reaching the base; hind coxae less separated. III. TOXIDIUM.
- cc.* Third antennal joint very short, wedge-shaped or triangular, narrowed to the base; scutellum present, minute, triangular.
- e.* Length 1.5 or more mm.; hind coxal plates very short and their curve developed only on the inner side. IV. SCAPHISOMA.
- cc.* Length less than 1 mm.; hind coxal plates semi-elliptic; antennæ shorter and stouter. SCAPHIOMICRUS.

I. SCAPHIDIUM Oliv. 1791. (Gr., "tub or boat—small.")

Here belong our most common members of the family, readily distinguished by the larger size, emarginate eyes and produced hind angles of thorax. The male is known by having a large, depressed, punctate and pubescent area on the middle part of the metasternum. One species and two varieties have been taken in the State.

KEY TO INDIANA SPECIES OF SCAPHIDIUM.

- a.* Elytra each with two to four short rows of large punctures.
- b.* Elytra each with two transverse, reddish spots which extend inward two-thirds the width. 912. QUADRIGUTTATUM.

*bb.* Elytra black without spots.

942a. var. *piccum*.

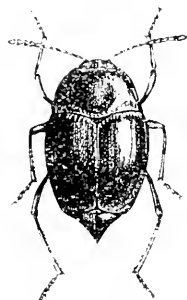
*aa.* Elytra without coarse discal punctures, each usually with two marginal spots of pale yellow.

942b. var. *obliteratum*.

942 (2975). *SCAPHIDIUM QUADRIGUTTATUM* Say, Journ. Phil. Acad. Nat. Sci., III, 1823, 198; *ibid.* II, 126.

Oval, convex, glabrous. Black, strongly shining; elytra with spots as mentioned in key. Thorax with a bisinuate row of coarse punctures near the base. Elytra with a row of similar punctures on inner half of base and two to four short rows before the middle and nearer the suture than the sides. Length 3.8-4.5 mm.

Frequent throughout the State. February 23-November 8.



\*942a (2975c). *SCAPHIDIUM QUADRIGUTTATUM PICCUM* Melsh., Proc. Phil. Acad. Nat. Sci., II, 1844, 103.

A color variety of *quadriguttatum* which is wholly shining black above. It is found associated with that species and in winter is even more frequent, being found especially beneath the bark of old, fungus-covered beech logs. (Fig. 174.)

Throughout the State. January 24-December 25.

Casey's *amplum*, described from Indiana, is evidently based on an immature *piccum*.

Fig. 174. - 6. (Original.)

942b (2975a). *SCAPHIDIUM QUADRIGUTTATUM OBLITERATUM* Lec., Proc. Phil. Acad. Nat. Sci., 1860, 322.

The absence of coarse punctures on the disk of elytra and the small size of the elytral spots are the only characters given by LeConte and Casey to distinguish this form from *quadriguttatum*.

In my collection are several specimens taken in Vigo County, which have the elytra wholly devoid of discal punctures and yet, like *piccum*, are entirely black. I have not seen the spotted form from the State, but the type of LeConte came from near Evansville, Indiana. In all probability Horn was right in regarding both *piccum* and *obliteratum* as varieties, \* Casey to the contrary notwithstanding.\* \*

*Cyparium flavipes* Lec., chestnut-brown, legs and antennæ paler, length 3.5 mm., is a southern form which Dury records from Cincinnati.

## II. BLEOCERA Erichs. 1845. (Gr., "small + horn.")

Small black or piecons species, having the third joint of antenna slender and cylindrical, the outer three joints somewhat

\*Trans. Amer. Ent. Soc., V, 1875, 132.

\*\*Journ. N. Y. Ent. Soc., VIII, 1900, 55.



enlarged, forming a loose, slender club; scutellum usually wanting but when present broadly triangular. Thirteen nominal species from the United States are recognized by Casey. Of these six are known from Indiana.

KEY TO INDIANA SPECIES OF *BEOCERA*.

- a.* Scutellum not visible.
- b.* Larger species, not less than 2 mm. in length.
- c.* Sides of thorax feebly and evenly curved when viewed from the side; basal marginal stria of elytra entire.
- d.* Third antennal joint very long, slender, subequal to fourth; elytra sparsely but distinctly punctate. 943. *CONCOLOR*.
- dd.* Third joint much shorter and thicker; form less broadly oval; elytra smooth. 944. *CONGENER*.
- cc.* Sides of thorax strongly bent downward behind the middle; basal stria of elytra broadly interrupted; third antennal joint long and slender. 945. *DEFLEXA*.
- bb.* Smaller species, never much exceeding 1.5 mm. in length; narrowly oval; third antennal joint not longer than fourth.
- c.* Elytra not punctate.
- f.* Length 1.6 mm.; epimera of mesosternum extending two-thirds to coxae. 947. *PUNCTIPENNIS*.
- ff.* Length not over 1.3 mm.; mesosternal epimera longer and narrower. 946. *APICALIS*.
- cc.* Elytra sparsely, coarsely and shallowly punctate. 948. *PICEA*.
- aa.* Scutellum visible, very minute and transverse; length less than 1.3 mm.
- g.* Hind angles of thorax normally acute; color reddish-brown to piceous. 949. *XANA*.
- gg.* Hind angles of thorax obtusely truncate; color deep black. 948. *PICEA*.

943 (2978). *BEOCERA CONCOLOR* Fab., Syst. Eleut., 11, 1801, 576.

Oblong-oval, broad, strongly convex. Black, highly polished; legs, antennae and tips of elytra and abdomen reddish-piceous. Thorax three-fourths wider than long, apex one-third as wide as base. Scutellum wanting. Elytra barely as long as wide, scarcely twice as long as thorax, broadly truncate at apex; sparsely and coarsely punctate. Length 2.7 mm. (Fig. 175.)

Throughout the State; frequent. March 25-September 25. Occurs on fungi.

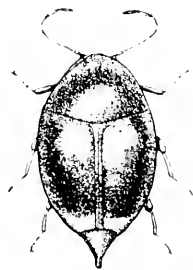


Fig. 175 10. (Original.)

944 (9854). *BEOCERA CONGENER* Casey, Ann. N. Y. Acad. Sci., VII, 1893, 517.

Rather stout, oval. Black; legs and antennae pale reddish-brown. Antennae shorter than head and thorax, third joint much shorter than second, three-fourths the length of fourth. Thorax and elytra much as in *concolor*, from which it differs chiefly by its smaller size and antennal structure. Length 2 mm.

Southern half of State; frequent. April 17–July 29. Taken by sifting rotten wood and vegetable debris; also on fungi.

915 (9855). *BEOCERA DEFLIXA* Casey, *loc. cit.*, p. 517.

Stout, broadly oval. Black; antennæ and under surface paler, rufopiceous. Antennæ very slender, not quite as long as head and thorax, third joint distinctly longer than second, scarcely as long as fourth. Elytra fully as long as wide, twice as long as thorax; sutural and marginal striae deep, the basal broadly interrupted. Length 2.5 mm.

Lake, Vigo and Putnam counties; frequent. February 16–September 25. One of Casey's types came from Indiana.

*Baocera specularifer*, Casey, black, shining, legs, tips of elytra and abdomen paler, was described from Iowa.

946 (2979). *BEOCERA APICALIS* Lec., Proc. Phil. Acad. Nat. Sci., 1860, 323.

Narrowly oval. Piceous-black or dark reddish-brown, polished, without punctures or hairs. Antennæ short, not as long as head and thorax; third and fourth joints subequal, the former not quite three times as long as wide, slightly shorter than sixth. Thorax short, more than one-half wider than long. Scutellum wholly obsolete. Elytra longer than wide, rather more than twice as long as thorax, widest at basal third, their tips obliquely truncate. Length 1.3 mm.

Kosciusko County; scarce. June 24. Taken in sifting damp leaves in low moist ground.

947 (—). *BEOCERA PUNCTIPENNIS* sp. nov.

Form and color of *apicalis*. Elytra pale at tips and distinctly but sparsely and coarsely punctate; legs pale reddish-brown. Antennæ piceous, the basal joints paler, as long as head and thorax, the second, third and fourth joints subequal. Thorax as in *apicalis*. Basal marginal line of elytra wholly wanting. Length 1.2 mm.

Wells, Marion, Lawrence and Crawford counties; scarce. May 12–November 28. Occurs on the large yellow fungus *Glytocybe illudens* Schw.

948 (9859). *BEOCERA PICEA* Casey, Ann. N. Y. Acad. Sci., VII, 1893, 520.

Rather broadly oval. Dark reddish-brown to piceous; highly polished, not punctate; legs, antennæ and tip of abdomen rufous. Antennæ shorter than head and thorax; third joint two-thirds the length of fourth, four to six slender, subequal; seventh and eighth longer and thicker. Thorax three-fourths wider than long, apex less than one-half as wide as base. Elytra as long as wide, twice as long as thorax, the basal marginal striae broadly interrupted. Length 1.2 mm.

Kosciusko, Putnam, Lawrence and Posey counties; scarce. April 17–July 10. Taken by sifting leaves in low moist places.

*B. nana* Casey, length 1 mm., is known from Rhode Island, Michigan and Texas.

## III. TOXIDIUM Lee, 1860. (Gr., "a bow small.")

Small black or brownish beetles having the body compressed and narrowed behind the middle; scutellum absent; hind coxae narrowly separated. One of the two species occurs in the State.

949 (2988). *TOXIDIUM COMPRESSUM* Zimm., Trans. Amer. Ent. Soc., 11, 1869, 251.

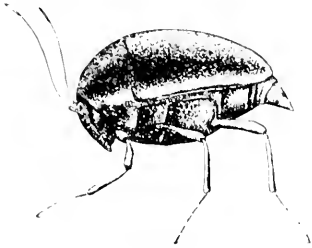


Fig. 176. - 15. (Original.)

Dark reddish brown, highly polished; antennae, legs and tip of abdomen paler. Antennae slender, about as long as head and thorax. Side margin of thorax prominent and carinate in front, but rapidly deflexed and pressed against the sides just behind the middle; hind angles obtusely rounded. Metasternum coarsely and deeply punctured throughout. Length 1.1-1.7 mm. (Fig. 176.)

Throughout the State; frequent. March 17 November 14. Probably hibernates. Taken by sifting in late autumn and early spring.

## IV. SCAPHISOMA Leach, 1812. (Gr., a bowl + body.")

Species resembling those of *Baocera*, but having the third antennal joint short and narrowed on basal half, and the scutellum always present but minute. (Fig. 177.) They are of small size and occur beneath bark, in fungi, and can also be taken by sifting in late autumn or early spring. The following species have been taken or probably occur in Indiana:

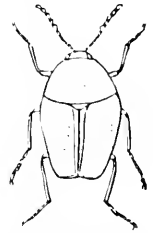


Fig. 177. *Scaphisoma aquaticum*.  $\times \frac{7}{1}$ . A European species. (After Sharp.)

## KEY TO INDIANA SPECIES OF SCAPHISOMA.

- a.* Metasternum strongly but sparsely punctate over most of its surface; length 1.7 mm. REPANDA.
- aa.* Metasternum almost smooth or only punctured over part of its area.
- b.* Larger species, never much under 2.3 mm. in length.
  - c.* Form elongate oval; elytra finely, rather closely and uniformly punctate; the punctures twice as numerous as in *concreta*. 950. PUNCTULATA.
  - cc.* Form broadly oval; elytra distinctly but less densely punctate; metasternum between the middle and hind coxae coarsely and strongly punctate. 954. CONVEXA.
- bb.* Smaller species, seldom more than 1.7 mm. in length.
  - d.* Elytra not paler at apex, except feebly and gradually from semi-transparency.
  - c.* Elytra sparsely but strongly punctate; length 1.8 mm. 952. SUTURALIS.

cc. Elytra wholly smooth; length 1.2 mm. 953. *DISTINCTA*.

dd. Elytra with a broad and rather distinctly defined pale apical margin; metasternum strongly punctured at base. 954. *TERMINATA*.

*S. repanda* Casey, black, shining, legs and antenna pale, is known from Massachusetts and Iowa.

950 (2982). *SCAPHISOMA PUNCTULATA* Lec., Proc. Phil. Acad. Nat. Sci., 1860, 323.

Elongate oval, convex. Black, shining; antennæ, legs and tip of abdomen reddish brown. Antennæ long and slender, reaching base of thorax. Thorax two-thirds wider than long, very finely and indistinctly punctured. Sutural stria of elytra deep. Basal joint of hind tarsi as long as the next three. Length 2.2-2.2 mm.

Vigo County; rare. May 2. A species of southern range.

951 (2981). *SCAPHISOMA CONVEXA* Say, Journ. Phil. Acad. Nat. Sci., V, 1825, 183; *ibid.* II, 289.

Black or dark chestnut-brown, shining; antennæ, under surface and tips of elytra paler. Thorax three-fifths wider than long, very finely punctate. Elytra three-fourths longer than thorax, the punctures fewer and coarser than in *punctulata*. Length 2.2-2.7 mm.

Throughout the State; frequent. May 26–November 30. Occurs on fungi on oak and other logs.

952 (2983). *SCAPHISOMA SUTURALIS* Lec., Proc. Phil. Acad. Nat. Sci., 1860, 323.

Rather narrowly oval. Dark chestnut brown to black, highly polished. Thorax three-fourths wider than long, one-half as long as elytra, very finely punctate. Elytra a little longer than wide, strongly but remotely punctate, the sutural stria deep. Length 1.7 mm.

Marion, Putnam and Monroe counties; frequent. March 20–September 21. Sifted from dead leaves and debris of beech stumps.

953 ( ). *SCAPHISOMA DISTINCTA* sp. nov.

Elongate oval, subparallel, convex. Uniform dark chestnut-brown, strongly shining; antennæ, legs and abdomen paler; surface both above and beneath wholly smooth. Antennæ reaching base of thorax, seventh and eighth joints but slightly wider than sixth; ninth and tenth distinctly longer, obovate; eleventh oblong. Thorax two-thirds wider than long. Sutural stria very fine. Length 1.2 mm.

Putnam, Posey and Dubois counties; scarce. April 21–May 11. Taken by sifting.

954 (2984). *SCAPHISOMA TERMINATA* Melsh., Proc. Phil. Acad. Nat. Sci., II, 1844, 102.

Oval, strongly convex. Black, highly polished, the tips of the elytra margined with yellowish; legs and antennæ pale. Sixth antennal joint very long, more than equal to the three preceding. Thorax one-half the length

of elytra, scarcely punctate. Elytra distinctly but sparsely punctate, the punctures finest toward the base; sutural stria deep, a little curved. Length 1.8 mm.

Southern half of State; frequent. May 1–September 20.

*Scaphiomicrus flavescens* Casey, pale brownish-yellow, length .9 mm., was described from Michigan.

#### Family XIV. PHALACRIDÆ.

##### THE SHINING FLOWER BEETLES.

To this family belong a small number of oval or rounded-oval, convex, shining beetles, having the body very compact; antennæ inserted under or at the sides of a slight frontal margin, 11-jointed, the last three joints forming an oval club; thorax with the side pieces not distinct; presternum prolonged, entering the emarginate mesosternum behind, the coxal cavities open; metasternum large, produced in front; scutellum large, triangular; elytra rounded at tip and entirely covering the abdomen, which has five free ventral segments. (Fig. 178.) The front coxæ are rather small and globular; middle coxæ transverse, separated by the sternum; hind coxæ contiguous, transverse and flat; tarsi 5-jointed, the fourth joint usually small and obscure.

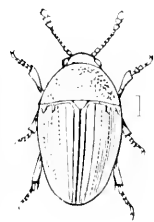


Fig. 178. *Olthrus bicolor*. A European species. (After Sharp.)

From the Scaphidiidæ the members of this family may be known by their broadly rounded instead of truncate elytra and by the smaller and less prominent front coxæ. They are less than 3 mm. in length and live principally on flowers, the larvæ living in the heads of flowers, especially those of Compositæ. The adults may be taken in summer by beating or in autumn and spring by sifting. Some species, however, occur only beneath bark. The name of the family is based upon that of the oldest genus, *Phalacrus*, a word meaning bald-headed and suggested probably by the rounded shining aspect of these beetles.

The principal literature relating to the family is as follows:

*LeConte*.—"Synopsis of the Phalacridæ of the United States," in *Proc. Phil. Acad. Nat. Sci.*, VIII, 1856, 15–17.

*Casey*.—"Synopsis of Phalacridæ," in *Ann. N. Y. Acad. Sci.*, V, 1890, 89–144.

About 300 species of the family are known, 47 of which, distributed among ten genera, being listed from the United States.

Of these nine species, belonging to five genera, have been taken in Indiana, while one additional genus and two species may occur.

KEY TO INDIAN GENERA OF PHALACRIDÆ.

1. Antennae inserted under the sides of the front, their base entirely concealed from above; scutellum larger; front and hind tarsi of the same length; spurs of hind tibiae very short. I. PHALACRUS.
2. Antennae inserted at the sides of the front, their base visible from above; scutellum small or moderate; hind tarsi elongated.
  - a. Basal joint of hind tarsi shorter than the second joint.
    - i. Apex of pre-sternal spine inflexed, without an acute and free edge; elytra with one or two discal striae, the suture beaded; second joint of hind tarsi of moderate length. II. OUBRUS.
    - ii. Apex of the pre-sternal spine with an acute free edge, and bearing a transverse row of spinules; elytra with a single discal stria, the suture not beaded.
      1. Second joint of hind tarsi elongated, very much longer than first joint, scraggy pubescent beneath in male; hind tibial spurs long, very unequal. III. ACYLOMUS.
      2. Second joint of hind tarsi moderate, not more than twice as long as first, finely pubescent beneath in both sexes; hind tibial spurs small and inconsiderable. IV. EUSPIRUS.
  - b. Basal joint of hind tarsi longer than second; elytra with two discal striae.
    - i. Pre-sternal spine inflexed at apex and without terminal spinules; basal joint of hind tarsi much longer than all the other joints together. LITOCURUS.
    - ii. Pre-sternal spine not inflexed, the edge free and acute; basal joint of hind tarsi subequal in length to the next two together. V. OCHROCRUS.

I. Phalacrus Payk., 1798. (Gr., "bald head.")

Besides the characters above mentioned, the members of this genus have a single discal stria on each elytron and the head is marked with four or five minute foveae each side near the eye.

1855-1866. Phalacrus pictus Melsh., Proc. Phil. Acad. Nat. Sci., II, 1866, p. 102.

Broadly oval. Black, moderately shining; legs and antennae paler. Antennae slender, the third joint equal in length to the two following united. Thorax twice as wide at base as at apex, feebly reticulate in wavy lines, very finely and scarcely punctate. Elytra not narrowed toward tips, which are very broadly and evenly rounded; scutal stria complete, very fine; discal stria fine, distinct and six with rows of fine, feeble punctures. Metasternal process wide, rounded at apex and projecting far in advance of middle coxae; pre-sternal process nearly equal in length to the metasternal. Length 1.8-2.2 mm.

Common throughout the State; hibernates. January 7–October 6. Frequent on leaves of skunk cabbage, sedges, *Peltandra*, etc., in moist places in early spring.

956 (2994). *PHALACRUS FUMELLO* Lec., Proc. Phil. Acad. Nat. Sci., VIII, 1856, 16.

Resembles *politus* but smaller and more narrowly oval. Third joint of antennæ notably shorter than fourth and fifth together. Prosternal process much narrower, not over one third as wide as the metasternal. Elytral punctures more distant and less distinct. Length 1.1 mm.

Lake, Fountain and Lawrence counties; scarce. May 17–July 1.

#### II. *OLBRUS* Erichs. 1845. (Gr., "slippery.")

The mode of antennal insertion and the size of scutellum distinguish this genus from *Phalacrus*. In our two species the elytra are of one color and have two discal striae on each, one near the suture extending to basal third and joining the suture at apex, the second closely parallel and a little shorter.

957 (3000). *OLBRUS SEMISTRIATUS* Lec., Proc. Phil. Acad. Nat. Sci., VIII, 1856, 16.

Oblong-ovate, strongly convex. Above dark chestnut-brown, highly polished; beneath pale reddish-yellow, antennæ and legs of the same hue. Thorax very sparsely and feebly punctate. Elytra with two discal striae near the suture and with feebly impressed lines along the very fine rows of punctures. Length 1.8–2.2 mm.

Southern half of State, frequent; less so in the northern counties. March 27–October 1. Occurs on flowers of *Eupatorium* and *Solidago* (thoroughwort and goldenrod). Taken in spring by sifting.

958 (3002). *OLBRUS PALUPES* Say, Journ. Phil. Acad. Nat. Sci., IV, 1825, 90; *ibid.*, II, 230.

Elliptical, very convex, highly polished. Above dark piceous-brown, the head and thorax a little darker than elytra; antennæ and under parts pale brownish-yellow. Thorax with minute obsolete punctures on each side. Elytra with discal striae and rows of fine punctures as in *semistriatus* but without the accompanying impressed lines along the row of punctures. Length 2.5–2.8 mm.

Lake and Knox counties; scarce. July 30–August 31. Longer and more narrowly oval than the preceding.

#### III. *ACYLUM*'S Sharp. 1888. (Gr., "an acorn.")

Small oval, more or less convex beetles, having the second joint of hind tarsi very much elongate and in the male spongy pubescent, as in the males of the genus *Anisodactylus* of the family Carabidae.

959 (1881). *ACYTOMUS ERGOTI* Casey, Ann. N. Y. Acad. Sci., V, 1890, 119.

Strongly convex, almost evenly elliptical, not at all narrowed behind the middle. Above black or dark chestnut-brown, strongly shining; beneath pale brownish-yellow. Elytra with one discal stria, this obsolete on basal third, and with rows of punctures which, near the suture, are very minute and feeble, slightly larger on the sides. Hind tarsi three-fourths as long as tibiae, the second joint between three and four times as long as the basal one. Length 1.8-2.2 mm.

Frequent throughout the State. April 26–October 1. Occurs on leaves of skunk cabbage in early spring.

960 (1882). *ACYTOMUS PICEUS* Casey, *loc. cit.*, p. 120.

Broadly oval, distinctly narrowed behind the base of elytra. Piceous-brown, shining. Otherwise as in *ergoti*. Length 1.8 mm.

Posey and Martin counties; rare. May 16–June 6.

#### IV. *EUSTILBUS* Sharp, 1888. (Gr., 'good + shine.')

Small oval, convex species differing from those of allied genera by the characters given in generic key. Two species have been taken in the State, while a third may occur.

##### KEY TO INDIANA SPECIES OF *EUSTILBUS*.

- a.* Spinules at apex of prosternal spine long and conspicuous; elytra either entirely pale or distinctly paler at apex.
- b.* Elytra highly polished, not reticulate, abruptly and distinctly paler at apex. 961. *APICALIS*.
- bb.* Elytra finely reticulate and pale throughout. 962. *NITIDUS*.
- aa.* Spinules at apex of prosternal process short; body narrowed behind from base of elytra; color dark reddish-yellow throughout.

##### *ATTENUATUS*.

961 (2005). *EUSTILBUS APICALIS* Melsh., Proc. Phil. Acad. Nat. Sci., 11, 1811, 102.



Fig. 179. (Original.)

Oval, strongly convex, very feebly narrowed behind the middle. Above piceous or dark chestnut brown, highly polished; apical fourth of elytra rather abruptly pale brownish yellow; beneath reddish-brown; legs and antennae paler. Elytra distinctly longer than wide, the discal stria very deep, strongly impressed, uniting with the suture near apex; the rows of punctures very fine, scarcely visible. Length

2-2.3 mm. (Fig. 179.)

Throughout the State; frequent. Hibernates. March 9–December 7. Taken by sifting in early spring and by sweeping goldenrod and other herbage in summer. Listed by Henshaw as *Olibrus consimilis*, a European species, but since shown to be distinct.



962 (3007). *EUSTHIBUS NUDUS* Melsh., Proc. Phil. Acad. Nat. Sci., II, 1844, 102.

Oval, strongly convex, distinctly narrowed behind the middle. Pale reddish-yellow throughout, very shining. Elytra narrowly rounded at apex, the discal stria less impressed and not uniting with suture at apex; wholly without rows of punctures. Length 1.3-1.5 mm.

Throughout the State; frequent. Taken by sifting in early spring, so that it probably hibernates. March 5-July 6.

*E. attenuatus* Casey, 1.6 mm. in length, was described from New York, Michigan and Texas.

*Litochrus immaculatus* Casey, piccosus, the suture paler, length 1.5 mm., is a southern form which may occur in the Ohio River counties.

#### V. OCHROLITUS Sharp. 1889. (Gr., "pale yellow - shine.")

A single species represents this genus in the State.

963 (3001). *OCHROLITUS RUBENS* Lec., Proc. Phil. Acad. Nat. Sci., VIII, 1856, 16.

Rather broadly oval, strongly convex. Pale reddish-yellow throughout, highly polished. Thorax a little more than twice as wide as long, very smooth. Discal striae of elytra well impressed, obsolete on basal fifth, the second uniting with the first near the apex. Length 1.8 mm.

Kosciusko, Marion and Posey counties; scarce. June 21-December 7.

### Family XV. CORYLOPHIDÆ.

#### THE FRINGE-WINGED FUNGUS BEETLES.

Here belong a number of minute oval or rounded beetles, which occur under damp bark or in decaying fungi and other vegetable matter. At times they fly about in large numbers by twilight. They have the antennæ 9- to 11-jointed, ending in a loose club and inserted on the front; palpi short and four-jointed; mandibles small, with comb-like teeth on the inner margin; front coxæ globose, prominent, contiguous or nearly so; middle coxæ also globose and separated by the mesosternum; hind coxæ transverse, widely distant; tarsi 4-jointed, the third joint small, concealed in a notch of the second joint; ventral segments six; scutellum distinct, though small; wings wide, fringed with long hairs which, however, are shorter than in the family Trichopterygidae. In many species the body is clothed with a grayish pubescence.

The members of this family have been by most authors considered as belonging to a subdivision of the Coccinellidae, but the form of the mandibles and the structure of the tarsi are sufficient to separate them. Moreover, they differ widely in food-habits. However, they are related closely in structure not only to the Coccinellidae but also to the Silphidae, so that they are assigned a place between those two families.

The principal literature treating of the family is as follows:

*LeConte*.—"Synopsis of the Corylophi," in *Proc. Phil. Acad. Nat. Sci.*, VI, 1852, 141-145.

*Casey*.—"Synopsis of the Corylophidae," in *Journ. N. Y. Ent. Soc.*, VIII, 1900, 60-75.

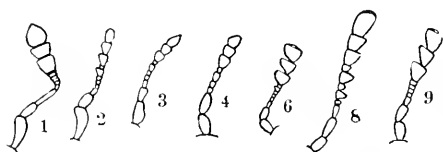


FIG. 180. Antennae of *Corylophidae*. (After Casey.)

About 200 species of the family are known. Casey in his *Synopsis* lists 54 species, divided among ten genera, from the United States. Of these eight species, belonging to five genera, have been taken in Indiana, while a number of others may occur.

#### KEY TO INDIANA GENERA OF CORYLOPHIDE.

- a. Antennae 10- or 11-jointed; thorax hood-like, completely concealing the head.
- b. Body rounded, convex, glabrous; front coxae long and narrow, enclosed within deep cavities; antennae 11-jointed, the third joint elongate but shorter than the second.
- c. Head very deeply inserted within the thorax, the front margin of which is evenly rounded and strongly descending; post coxal plates large with rounded outline; labrum rounded and subquadrate. I. *CORYLOPHIDES*.
- cc. Head less concealed by the overhanging margin of the thorax, but not visible from above; post coxal plates very short; labrum small, triangular, its apex acuminate; tarsi short, dilated; hind angles of thorax acute, feebly prolonged. II. *GROENEVUS*.
- bb. Body oblong or oval and pubescent; front coxae oblong or globular.
- d. Hind angles of thorax distinctly prolonged backwards and acute; antennae 10-jointed (Fig. 180, No. 3); front coxae short, oblong. III. *SERICODERUS*.
- dd. Hind angles of thorax not prolonged backwards, rectangular; front coxae larger, less deeply imbedded; globular.
- c. Antennae 11-jointed; prosternum well developed in front of coxae.
- f. Body elongate, subdepressed, the sides subparallel; basal joint of hind tarsi short, scarcely as long as the next two combined. SACTUM.

*ff.* Body oval with the sides more curved; basal joint of hind tarsi much longer than the next two combined.

## IV. MOLAMBIA.

*cc.* Antennae 10-jointed, the elongate third joint followed by four small subequal ones (Fig. 180, No. 9); prosternum very short in front of coxae; body oval or oblong-oval, more convex.

## ARTHIROLIPS.

*aa.* Antennae 9-jointed (Fig. 180, No. 1); thorax emarginate in front, the head in great part exposed; body very minute.

## V. ORTHOPIERIS.

I. *CORYLOPHODES* Matthews, 1885. (Gr., "helmet-crest.")

Small rounded species having the hind angles of thorax slightly prolonged; front tarsi feebly dilated in males; antennae as in Fig. 180, No. 1, except that the third joint is shorter than second.

961 (3023). *CORYLOPHODES MARGINICOLLIS* Lec., Proc. Phil. Acad. Nat. Sci., VI, 1852, 113.

Rounded, strongly convex. Blackish piceous, shining; legs and antennae paler. Thorax semicircular, the margin broadly transparent, and therefore appearing yellowish; base obtusely angulated at middle. Elytra with sparse, deeply impressed punctures. Length .9 mm.

Throughout the State; frequent. April 17—October 17. On leaves or fungi in summer. Taken by sifting in spring and fall.

II. *GRONEVUS* Casey, 1900.

To this genus, as defined in key, Casey ascribed five species. The antennae are shown in Fig. 180, No. 2. One has been taken in the State, while two others may occur.

KEY TO INDIANA SPECIES OF *GRONEVUS*.

*a.* Elytral punctures strong, especially on the sides; blackish, thorax paler, its margins transparent; length .8 mm. STICTICUS.

*aa.* Elytral punctures minute and indistinct.

*b.* Antennal club blackish; body black, thorax piceous, with narrow transparent margins; length .9 mm. FUSCICORNIS.

*bb.* Antennal club pale; body dark reddish-yellow, thorax still paler; length 1 mm. 965. HESPERUS.

*G. sticticus* Casey was described from Iowa and *G. fuscicornis* Casey, from Ottawa, Canada.

965 (—). *GRONEVUS HESPERUS* Casey, Journ. N. Y. Ent. Soc., VIII, 1900, 61.

Elongate-oval, convex. Reddish-yellow tinged with piceous, shining. Elytra more than twice as long as thorax, its punctures very fine, almost effaced behind the middle. Length 1 mm.

Monroe County; rare. June 9. Sifted from debris of beech stump. Known heretofore from Iowa and Nebraska.

## III. SERICODERUS Steph. 1829. (Gr., "silken + skin.")

Small oblong or ovate pubescent species having the antennal club 3-jointed (Fig. 180, No. 3); elytra narrowed behind, their tips truncate; tarsi slender in both sexes. One species has been taken in the State, while two others may occur.

## KEY TO INDIANA SPECIES OF SERICODERUS.

- a.* Elytra more strongly narrowed from base to apex.  
*b.* Color pale dull yellow; thorax with a fuscous spot at apex; length .9-1 mm. FLAVIDUS.  
*bb.* Elytra piceous, yellow at tips; thorax dull yellow, the subapical spot darker; length .8 mm. 965. OBSCURUS.  
*aa.* Elytra feebly narrowed, the form more quadrate; color pale dull yellow; length .8 mm. SUTILLUS.

*S. flavidus* Lec., was described from New York and Lake Superior and probably occurs in the northern counties. *S. subtilis* Lec. is known from southern Illinois and Florida.

966 (3026). SERICODERUS OBSCURUS Lec., Proc. Phil. Acad. Nat. Sci., VI, 1852, 143.

Oblong, quadrate. Thorax broadly rounded in front, dull yellow with a piceous spot at apex. Elytra finely and rather densely punctate, dark reddish-brown or piceous, the truncated apex yellowish. Length .8 mm.

Marion, Putnam and Vigo counties; scarce. March 5-May 2.

*Sacium lugubre* Lec., thorax as long as wide, elytral punctures and pubescence sparse, color piceous, length 1.7 mm., and *S. obscurum* Lec., thorax wider than long, elytral punctures and pubescence dense, color piceous-brown, length 1.6 mm., both have a range which may include Indiana. The antenna of *Sacium* is shown in Fig. 180, No. 8.

## IV. MOLAMBRA Casey. 1960.

Small oval species having the antennæ rather short with a stout, compact club, the seventh joint enlarged, the fifth normal. (Fig. 180, No. 6.) They were mostly formerly classed under *Sacium*. Three have been taken in Indiana.

## KEY TO INDIANA SPECIES OF MOLAMBRA.

- a.* Elytra each with a transverse yellow spot or band just behind the middle.  
*b.* Yellow markings of elytra an entire crossbar located behind the middle; pubescence coarse, distinct. 967. LASCIVATA.  
*bb.* Yellow markings of elytra a subquadrate spot located very little behind the middle. 968. ORNATA.

aa. Elytra each with a small yellow spot, much behind the middle; pubescence fine, less distinct. 969. LUNATA.

967 (3015). *MOLAMBIA FASCIATA* Say, Journ. Phil. Acad. Nat. Sci., V, 1826, 259; *ibid.*, 11, 329.

Broadly oval, subdepressed. Piceous; antennae and legs yellowish; thorax reddish-yellow with a dark spot in front of middle; elytra with a crossbar behind the middle, the tips edged with dull yellow. Thorax hood-like, sides regularly curved, apex rounded; disk, as well as that of elytra, densely and finely punctate. Length 1.1-1.5 mm.

Kosciusko and Perry counties; rare. May 20-June 20. Taken from beneath bark of locust, also by sifting the debris of beech stumps.

968 (—) L. *MOLAMBIA ORNATA* Casey, Journ. N. Y. Ent. Soc., VIII, 1900, 71.

Resembles *fasciata* but having the pale crossbar of elytra reduced to a quadrate spot and located a little nearer the middle. Males narrower than females and with the elytra shortened, exposing two segments of the abdomen. Length 1.3-1.5 mm. (Fig. 181.)

Kosciusko, Putnam, Orange and Posey counties; scarce. April 24-June 22. Probably only a variety of *fasciata*. Taken by sifting.

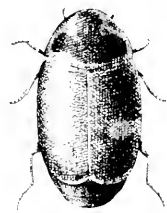


FIG. 181.—(17).  
(Original.)

969 (3017). *MOLAMBIA LUNATA* Lec., Proc. Phil. Acad. Nat. Sci., VI, 1852, 144.

Resembles *fasciata* but smaller and broader. Thorax mostly black with narrow dull yellow margins and apex. Elytra with a small lunate yellow spot on apical third; their tips broadly rounded and margined with yellow, which extends a short distance along the sides; surface finely and densely punctate. Length 1-1.3 mm.

Marion and Perry counties; rare. April 7-May 20.

*Arthrolips decolor* Lec., pale dull yellow, elytra minutely reticulate, length .8 mm., and *A. miscellus* Lec., blackish, thorax paler, elytra highly polished and distinctly punctate, length 1 mm., both have a range which may include Indiana. For shape of antenna of *Arthrolips* see Fig. 180, No. 9.

#### V. ORTHOPERUS Steph., 1829. (Gr., "straight pouch.")

The members of this genus are among the smallest of Coleoptera, and may be recognized by their oval, moderately convex form, exposed head and 9-jointed antenna. (Fig. 180, No. 4.) Two species have been taken in Indiana, while a third may occur.

## KEY TO INDIANA SPECIES OF ORTHOPERUS.

- a.* Elytra not punctate, but marked with small V-shaped scratches; length .7 mm. SCUTELLARIS.
- aa.* Elytra distinctly but finely and sparsely punctate; length not over .6 mm.
- b.* Form oblong-oval; length .6 mm. 970. GLABER.
- bb.* Form evenly oval, the sides more curved; length .5 mm. 971. MICROS.

*O. scutellaris* Lec., black, legs and antennæ paler, is known from Ohio and northern Illinois.

970 (3029). ORTHOPERUS GLABER Lec., Proc. Phil. Acad. Nat. Sci., VI, 1852, 142.

Oblong-oval. Piceous-black, glabrous, shining. Thorax twice as wide as long, narrowed in front, emarginate at apex, hind angles rectangular. Elytra very sparsely and obsoletely punctured. Length .6 mm.

Southern two-thirds of State; frequent. March 20–November 8. Taken by sifting.

971 (—). ORTHOPERUS MICROS Casey, Journ. N. Y. Ent. Soc., VIII, 1900, 66.

Rounded-oval. Piceous-black, glabrous, shining. Reticulations of surface distinct beneath the lens. Eyes separated on the front by but little more than twice their own width. Length .5 mm.

Throughout the State; scarce. May 19–July 4.

## Family XVI. COCCINELLIDÆ.

## THE LADY BUGS. THE PLANT-LOUSE BEETLES.

This family comprises a moderate number of rounded or hemispherical, rarely oblong, convex beetles, the larger members of which are well known under the common name first mentioned. In color they are generally red or yellow, with black spots, or black with white, red or yellow spots. The name *Coccinella* is derived from the Coccus, which produces the cochineal dyes so extensively used before the aniline dyes were discovered, and was suggested by the prevalence of red in the coloration of many of these insects. In most cases the surface is glabrous, but in some of the smaller forms it is plainly pubescent.

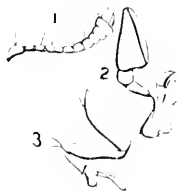


Fig. 182. *Coccinella*. 1, Antenna; 2, maxillary palpus; 3, tarsus. (After Westwood.)

The most distinctive characters of the family are the three-jointed tarsi and the broad, hatchet-shaped terminal joint of the maxillary palpi. (Fig. 182.) In addition they have the antennæ 11-jointed, terminating in a more or less distinct 3-jointed club and inserted at the inner front margin of the eyes; head deeply immersed in the thorax, which is transverse, rather

small, and strongly emarginate in front; elytra convex, not truncate at tip; front coxæ transverse, separate, the coxal cavities closed behind, except in *Coccidula*; middle coxæ rounded; hind coxæ transverse, widely separated; abdomen with five free ventral segments, the dorsal portions of which are partially membranous; tarsi 3-jointed, the second joint dilated and spongy beneath.

Taking into consideration the foregoing characters, LeBaron has well said that: "In a systematic point of view the Coccinellida occupy a remarkably anomalous and isolated position. Whilst having the rounded form of the plant beetles, the clavate antennæ of the scavengers, and the dilated palpi of the fungus beetles, they agree in food and habits with none of these, but resemble, in their predaceous habits, the ground beetles and the soft winged carnivora, all of which have their bodies more or less elongated, their tarsi 5-jointed, their antennæ filiform, and their palpi slender or but moderately dilated."

The Coccinellida are among the most beneficial of insects, being, with very few exceptions, predaceous in both the larval and adult stages. They seem to be especially adapted to keeping in check the extensive families of plant lice, both the leaf-lice (aphids) and the bark-lice (coccids) upon which they feed voraciously. It is not uncommon to find in an orchard branches of trees thickly covered with the scales of bark-lice, almost every one of which has been torn open and its occupant devoured by these lady-beetles. They are also known to feed upon the eggs of many forms of larger insects, upon chinch bugs and upon spores of the lower cryptogams and pollen grains. After examining the stomach content of 39 specimens, Dr. S. A. Forbes states that "the function of the beetles of this family of limiting the multiplication of plant-lice is expressed by the fact that these insects compose a fourth of the food of this entire collection. The pollen of grasses and Compositæ make 14 per cent., the spores of lichens four per cent., and those of fungi 45 per cent., or nearly half the whole." Chinch bugs made up 10 per cent. of the entire food eaten by members of the genus *Hippodamia*, taken in a cornfield where such bugs were abundant.\*

The larvæ of the Coccinellida are oblong, blackish grubs, and are usually beset with spines, which are in turn armed with smaller spines or prickles, giving them, when magnified, a formidable appearance. (Fig. 183.) In many cases the larvæ are spotted or banded in reds, black and yellows. They bear some-



Fig. 183.  
(After Forbes.)

\*"The Food Relations of the Carabidæ and Coccinellidæ" in Bull. No. 6, Ill. Lab. Nat. Hist., 1883.

what a resemblance to a minute alligator in shape, and are known under that name by children in some parts of the country. As is the case with other grubs, they are much more voracious than the perfect beetles. When full grown the larva suspends itself by the hinder end to some convenient leaf or branch and either pushes the larval skin upwards, where it remains in a little wad about the tail, or remains within it until ready to emerge, when it bursts the skin open along the back and emerges a perfect beetle.

The principal literature treating of the North American members of the family is as follows:

*LeConte.*—"Remarks upon the Coccinellidæ of the United States." *in Proc. Phil. Acad. Nat. Sci.*, VI, 1852, 129-141.

*Crotch.*—"Revision of the Coccinellidæ of the United States." *in Trans. Amer. Ent. Soc.*, IV, 1873, 363-382.

*LeConte.*—"Short Studies of North American Coleoptera (*Hyporaspis*)." *in Trans. Amer. Ent. Soc.*, VIII, 1880, 186-188.

*Horn.*—"Studies in Coccinellidæ." *in Trans. Amer. Ent. Soc.*, XXII, 1895, 81-114.

*Casey.*—"A Revision of the American Coccinellidæ." *in Journ. N. Y. Entom. Soc.*, VII, 1899, 71-163.

*Long.*—"Notes on Coccinellidæ." *in Journ. N. Y. Ent. Soc.*, XI, 1903, 35-45, 193-213; XVI, 1908, 33-44.

About 150 members of the family are listed by Henshaw as belonging to the North American fauna. To these Casey added in his Synopsis 179 new names, a number of which are evidently based on geographic races or varieties, while many of them will doubtless prove good species. Altogether it is probable that about 250 known species occur in this country.

For convenience the family, as represented in the State, is first divided into eight tribes by the following table, modified from that used by Maj. Casey:

KEY TO INDIANA TRIBES OF COCCINELLIDÆ.

- a.* Middle coxæ narrowly separated; body elongate-oval, glabrous; legs long, free, the femora extending beyond the sides of the body; abdomen with sixth segment visible in both sexes; head not deeply inserted, the thorax strongly sinuate but not covering the eyes.
- Tribe I. HIPPODAMIINI, p. 509.
- aa.* Middle coxæ widely separated; legs shorter, the femora generally not extending beyond the sides of the body; head deeply inserted, the thorax covering a large portion of the eyes.
- b.* Front coxal cavities closed behind; eyes finely faceted.



- c.* Body loosely jointed, generally rounded in form; epipleura wide, concave, strongly descending externally.  
*d.* Frontal plate narrowed from the base, not covering the base of antennae.  
*e.* Upper surface of body glabrous.

Tribe II. COCCINELLINI, p. 512.

- cc.* Upper surface of body pubescent; antennae long, with loosely articulate club; thorax deeply emarginate at apex; mandibles bifid at tip and denticulate within.

Tribe VII. EPILEACHINI, p. 532.

- dd.* Frontal plate broadly dilated, concealing the base of antennae and subdividing the eyes; upper surface glabrous; body rounded, very convex; legs free or feebly retractile.

Tribe III. CHTOCORINI, p. 517.

- cc.* Body compact, generally oval in form; epipleura narrow, generally horizontal, flat or feebly concave.

- f.* Abdomen composed of only five segments, the fifth triangular and longer than the three preceding combined; eyes entire; base of antennae exposed; size minute. Tribe IV. GENEINI, p. 519.

- ff.* Abdomen with the sixth segment well developed, the fifth shorter.

- g.* Body glabrous. Tribe V. HYPERASPINI, p. 519.

- gg.* Body pubescent. Tribe VI. SCYMNINI, p. 521.

- bb.* Front coxal cavities open behind; eyes coarsely faceted; body oblong-oval, pubescent; abdomen with six segments; antennae long, the club loose; length less than 3.5 mm.

Tribe VIII. COCCIDULINI, p. 533.

#### Tribe I. HIPPODAMIINI.

The members of this tribe are easily recognized from those which follow by having the antennae very short; body more elongate and loosely formed; upper surface glabrous; legs longer and less retractile. The tribe is represented in the State by three genera.



Fig. 184. Tarsal claws of Coccinellidae. (After Leng.)

#### KEY TO INDIANA GENERA OF HIPPODAMIINI.

- a.* Tarsal claws simple (Fig. 184, *f*); body oval; hind angles of thorax obtuse but not rounded; length less than 3.5 mm. I. *AXISOSTICTA*.  
*aa.* Tarsal claws either with a large tooth at base or bifid; length 1.5 mm. or more.  
*b.* Claws with a large quadrate basal tooth (Fig. 184, *c*); thorax with a narrow but distinct margin along the base. II. *MUCHUA*.  
*bb.* Claws bifid, the two lobes unequal in length and acutely pointed (Fig. 184, *d*); thorax not margined at base. III. *HIPPODAMIA*.

## I. ANISOSTICTA Duponchel, 1842. (Gr., "unequal spot.")

One of the three recognized North American species occurs in the State.

\*972 (3033). ANISOSTICTA STRIGATA Thunb., Ins. Succ., IX, 1791, 113.




Fig. 185. *a*, *Anisosticta strigata*; *b*, var. of same; *c*, *Anisosticta puberula* glaucalis; *d*, *Anisosticta puberula*; *e*, same var. *molli*. (After Lang.)

Ovate, somewhat elongate. Head yellow, black at base; thorax and elytra yellow, finely punctate, the former with two obtriangular black spots, the outer front corner of each of these often isolated as a dot; elytra with a common bilobed spot on the scutellar region and usually eight others on each, black; some of these often more or less united to form fewer and larger spots. Beneath black; legs, antennæ, sides of abdomen and last ventral segment yellow. Length 3.3 mm. (Fig. 185, *a* and *b*.)

Beneath rubbish on beach of Lake Michigan near Pine and Millers, Lake County; scarce. March 26–June 29. A species of northern range.

## II. MEGILLA Muls. 1851. (A mythological name.)

In this genus the thorax is subquadrate with the base sinuate, rounded and finely but distinctly margined. One species occurs in the State.

\*973 (3036). MEGILLA MACULATA DeGeer, Mem. V, 1775, 392.

Oval, subconvex. Head black with a triangular red spot on front; thorax and elytra reddish, the former with an obtriangular black spot on each side of median line; elytra with two black spots on suture and four (the second the largest) arranged longitudinally near the outer edge of each. Beneath black, the prosternum and a row of triangular spots on each side of abdomen, reddish. Length 5.7 mm. (Fig. 186.)

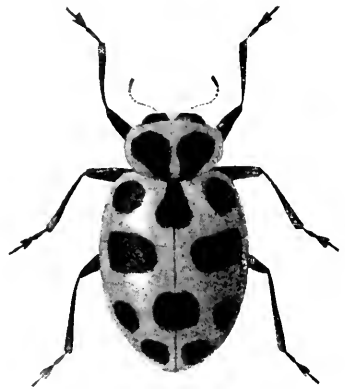


Fig. 186. *M. 6*. (After Forbes.)

Throughout the State; common. January 12–November 5. Gregarious in winter. During October it congregates beneath rubbish and logs, mullein leaves, etc. On several occasions I have found them in midwinter by thousands, huddled together beneath piles of the

stems of the larger ragweed (*Ambrosia trifida* L.) in the low bottom lands of the Wabash River.

### III. HIPPODAMIA Muls. 1846. (A mythological name.)

Thorax subtransverse, not margined at base; claws bifid; hind tibial spurs distinct. Casey (*loc. cit.*) lists 27 species of the genus from the United States, while Leng, in a later paper (*loc. cit.*), reduced these to ten, the others being regarded as either geographical races or synonyms. Of these four and one variety are known from Indiana.

#### KEY TO INDIANA SPECIES OF HIPPODAMIA.

- a.* Thorax black with broad pale lateral margins within each of which is a black dot; tibiae and tarsi pale. 974. 13-PUNCTATA.
- aa.* Thorax with a narrower white lateral margin, without distinct dot, but usually intruded upon by a more or less pronounced angulation of the central black area; legs black throughout.
- b.* Black disk of thorax nearly divided by a white quadrate spot at the middle of base, and an elongate triangular spot at apex. 975. PARENTHESIS.
- bb.* Black disk of thorax without white spot at base and apex, but with two discal divergent white dashes.
- c.* Front half of elytra without markings or with only a humeral black dot. 976. GLACIALIS.
- cc.* Elytra each with six small spots, three of which are on the front half.
- d.* Spots of elytra all small and widely separated. 977. CONVERGENS.
- dd.* Spots much larger, the front one near suture apparently double. 977a. VAR. 15-MACULATA.

\*974 (3050). HIPPODAMIA 13-PUNCTATA Lindl., Syst. Nat., X, 1765, 336.

Oblong-oval. Head black at base; thorax described in key and without discal divergent bars; elytra each with six rounded black spots and a small common scutellar spot. Readily known by the pale tibiae and tarsi and the markings of the thorax. Length 4.5-5.2 mm. (Fig. 187.)



Fig. 187.  
(After Riley.)

Frequent throughout the northern half of State; less so southward. February 23-December 25. In one specimen from Laporte County the black area embraces nearly the entire upper surface of thorax and the spots of elytra are nearly double the usual size.

\*975 (3051). HIPPODAMIA PARENTHESIS Say, Journ. Phil. Acad. Nat. Sci., IV, 1824, 93; *ibid.* II, 232.

Oblong-oval. Head black at base and apex; thorax described in key; elytra reddish-yellow, with a large triangular common scutellar spot, a round spot on humerus, and a strongly curved subapical lunule on each, black. Length 1.5 mm.

Throughout the State; frequent. April 1–December 18. The black subapical humle varies much in size and form, being sometimes a large irregular blotch.

976 (3041). HIPPODAMIA GLACIALIS Fabr., Syst. Ent., 1775, 80.

Oblong-oval. Head black with a triangular yellow spot on center; thorax with the pale side margins wider in front and behind, the angular extension of the black area well marked, the discal dashes distinct; elytra reddish with an oblique band behind the middle, and a large subapical spot, black; rarely also a small black dot on the humerus. Beneath black, the ventral segments with a triangular reddish spot on each side. Length 6–7.5 mm. (Fig. 185, c.)

Throughout the State; scarce. March 28–November 9. Probably hibernates. Several specimens were taken beneath rubbish on the beach of Lake Michigan in May.

977 (3046). HIPPODAMIA CONVERGENS Guér., Icon. du Reg., Atl., 1846, 321.




Fig. 188. (After Chittenden.)

Oblong-oval. Head black, the pale spot on center transverse, reaching the eyes; thorax with a narrow, nearly uniform pale border and two distinct discal bars; elytra reddish with a common scutellar spot, and six small spots (sometimes partly or wholly obsolete), on each, black. Beneath uniform black. Length 4.8–6 mm. (Fig. 188.)

Throughout the State; common. April 14–December 20. Hibernates in company with *H. punctata* and *parvithesis*, beneath chunks and mullein leaves along the borders of cultivated fields.

977a (3045). HIPPODAMIA CONVERGENS 15-MACULATA Muls., Spec., 1851, 20.

A variety of the preceding, distinguished by having all the spots of elytra enlarged and partly coalescent, and the black disk of thorax with a distinct angulation on the side as in *glacialis*. Length 6.5 mm.

Laporte County; rare. August 26. Known heretofore only from Missouri, Kansas and Arkansas.

#### Tribe II. COCCINELLINI.

The members of this tribe have the front coxal cavities closed; middle coxæ widely separated; base of antennæ exposed; body loosely articulated, not very contractile; form usually rounded, sometimes oblong, and the surface never pubescent. It includes those lady bugs most commonly met with, as the two-spotted lady-bug, *Adalia bipunctata*, often found in houses, and the nine-spotted

lady-bug, *Coccinella 9-notata*, common in gardens. Most of the species resemble these common forms in size and shape, being rounded and convex. The tribe, as divided by Casey, comprises ten North American genera. In order to avoid the division into so many groups I have followed Leng by including the single genus *Psyllobora* of the tribe Psylloborini and combining certain genera with *Coccinella*. This gives in our fauna representatives of five genera.

## KEY TO INDIANA GENERA OF COCCINELLINI.

- a.* Body larger, 4-7.5 mm.; antennae shorter with last joint truncate.  
*b.* Antennae only slightly longer than head; epipleura not extending to the sutural tip.  
*c.* Body usually rounded, strongly convex; elytra reddish, without spots or with more than two black spots on each; tarsal claws with a large subquadrate tooth at base. (Fig. 184, c.)  
 IV. COCCINELLA.  
*cc.* Body oval, less convex; elytra reddish with one or two black spots on each; tarsal claws as in Fig. 184, b. V. ADALIA.  
*bb.* Antennae longer, extending at least to middle of thorax; epipleura entire.  
*d.* Tarsal claws bifid (Fig. 184, a); prosternal process compressed in front; elytra without spots. VI. NEOMYSIA.  
*dd.* Tarsal claws as in *Coccinella*; prosternal process broad, strongly convex in a transverse direction and prominent at apex; elytra with numerous spots. VII. ANATIS.  
*aa.* Body small, 2-2.5 mm.; antennae slender with last joint elongate.  
 VIII. PSYLLOBORA.

## IV. COCCINELLA Linn. 1758. (Gr., "scarlet-insect.")

Rounded, very convex forms having the front margin of the thorax more or less emarginate. They vary considerably in the black markings of thorax and elytra, and among them are some of the most common and best known of the "lady-bugs." The genus, as usually defined, was divided by Casey into four, viz., *Coccinella*, *Neoharmonia*, *Cycloneda* and *Olla*, and to them he ascribed 27 species. Leng reunited the four and reduced the number of species to 12. Of these the following are known from the State:

## KEY TO INDIANA SPECIES OF COCCINELLA.

- a.* Thorax black with narrow apical margin and a large subquadrate spot at each apical angle, pale.  
*b.* Elytra together normally with nine spots, without trace of sub-basal crossbar. 978. 9-NOTATA.  
*bb.* Elytra with three black crossbars, the one near base common, the others interrupted at suture. 979. TRIFASCIATA.

- aa.* Thorax black, variegated with pale markings, or red or yellow with black spots.
- c.* Body somewhat depressed; thorax red with four distinct black spots, the two hind ones oblique, elongate. 980. VEXUSTA.
- cc.* Body strongly convex.
- d.* Elytra reddish without spots; mesosternum truncate in front. 981. SANGUINEA.
- dd.* Elytra pale brownish-yellow, each with eight small black dots; mesosternum broadly and rather feebly sinuate in front. 982. ABDOMINALIS.

978 (3058). *COCCINELLA 9-NOTATA* Herbst., *Kafer*, V. 1793, 269.



Fig. 189.  
(After Riley.)

Hemispherical. Head pale, black at base; thorax described in key; elytra with one common scutellar spot, and each with four others black, the two front ones the smaller; the spots sometimes united into two oblique curved bars. Under surface and legs black, the meso- and meta-epimera white. Length 5.5-7 mm. (Fig. 189.)

Throughout the State, frequent; especially so in cultivated grounds. January 7-November 30. Hibernates beneath logs and mullein leaves.

979 (3056). *COCCINELLA TRIFASCIATA* Linn., *Syst. Nat.*, Ed. X, 1758, 365.

Smaller and more narrowly oval than *9-notata*. Head of male white, of female with two white spots; thorax black at base, the apical margin and a broad space at each apical angle, whitish; elytra orange, the sub-basal black band not reaching side margins, the others interrupted at suture and each encircled with a narrow pale ring; legs and under surface black, the side pieces of meso- and metasterna white. Thorax finely and sparsely, elytra more coarsely, deeply and closely punctate. Length 4.5-5 mm. (Fig. 191, *c.*)

A boreal form of which a single specimen was taken by sweeping near Clear Lake, Steuben County, May 25. Probably occurs sparingly throughout the northern third of the State.

980 (3055a). *COCCINELLA VEXUSTA* Melsh., *Proc. Phil. Acad. Nat. Sci.*, III, 1846, 175.

Broadly rounded, feebly convex. Head black, yellow near the eyes; thorax described in key; elytra red or reddish-yellow, each with five black spots, viz., two sub-basal, two median and one large subapical, the latter prolonged forward to form a common sutural stripe extending nearly to middle. Length 5.5-6 mm. (Fig. 191, *d.*)

A southern species taken in Jennings, Floyd and Crawford counties; scarce. June 23-July 12. The name *affinis* Rand., of the Henshaw list was cited in error, and *vexusta* is therefore a distinct species, not a variety. *C. notulata* Muls., black above and beneath, thorax with an oblique pale border, elytra each with a transverse

reddish cross-bar, is a color variety of *conusta* which has been recorded from near Cincinnati.

\*981 (30644). *COCCINELLA SANGUINEA* Linn., Cent. Ins., 1763, 41.

Rounded-oval, somewhat convex. Head black, white in front (male), or with two white spots (female); thorax black with the front, sides and hind angles bordered with white, the front margin sending back three white spurs, the lateral ones sometimes reaching the base; elytra dull reddish-yellow, without spots, the reflexed margins paler. Beneath black, the tibiae and tarsi usually paler. Length 4.5 mm. (Fig. 190.)



Fig. 190.  
(After Forbes.)

Throughout the State; frequent. February 23 October 16. Hibernates in small numbers. Common on flowers of goldenrod in autumn. Our form described above is the var. *munda* Say.

\*982 (30654). *COCCINELLA ABDOMINALIS* Say, Journ. Phil. Acad. Nat. Sci., IV, 1824, 95; *ibid.*, 11, 233.

Pale reddish-yellow; thorax with seven black dots, five of which form an M-like mark on the disk; elytra described in key. Length 4.2-5 mm. (Fig. 191, c.)

A southwestern species listed by both Casey and Leng from "Indiana," without definite locality. I have not seen a specimen from the State, and it occurs probably only in the lower Wabash Valley.

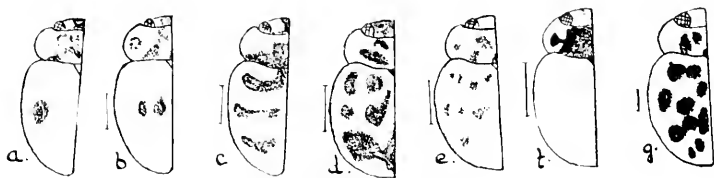


Fig. 191. Figures of *Coccinellini*. (After Leng.)

#### V. *ADALIA* Muls. 1851. (Nl., an invented name.)

Two species, both introduced by commerce, occur in the State.

\*983 (3067). *ADALIA BIPUNCTATA* Linn., Syst. Nat., 1758, 364.

Oval. Head with two yellow frontal marks; thorax with an M-shaped black mark on disk, the broad pale margins without a spot; elytra reddish with a round black spot near center of each. Beneath black, the tarsi and sides of abdomen reddish-brown. Thorax finely and indistinctly punctate; elytra more coarsely punctate. Length 4.5 mm. (Fig. 191, a.)

Frequent throughout the State. January 1 December 7. Often passes the winter in houses, being found on the walls and windows in late autumn and early spring. Very beneficial and should be protected and allowed to escape in spring.

984 (3066). *ADALIA FRIGIDA* Schneid. Nou. Mag. Ent., 1792, 172.

Differs from *bipunctata* in having a black point at center of broad yellow margin of thorax, or thorax black, with front, sides and basal bilobed spot yellowish; elytra reddish, usually with two small spots near middle (var. *ophthalmica* Muls.), sometimes with two black bands (var. *disjuncta* Rand.), rarely wholly without black markings. Elytra rather coarsely and densely punctured. Length 3.5-4.5 mm. (Fig. 191, b.)

One specimen (var. *ophthalmica*) in Webster collection labeled "Ind." Ranges across the northern part of North America, as far south as Ohio and Missouri.

#### VI. NEOMYSIA Casey, 1899. (Gr., "new + *Mysia*.")

This genus replaces *Mysia* of the Henshaw list. It is represented in the State by the single species:

985 (3073). *NEOMYSIA PULLATA* Say, Journ. Phil. Acad. Nat. Sci., V, 1825, 301; *ibid.* II, 346.

Oval, strongly convex. Head black with two spots on sides of front yellow; thorax of male with disk black, the front margin narrowly, the sides broadly yellow, the latter enclosing a black spot; a small yellow spot in front of scutellum, which is sometimes extended into a median pale space; in female the disk brown; elytra uniform dull reddish-brown. Under surface black, paler along the middle. Length 6-7 mm. (Fig. 191, f.)

Lake and Posey counties; scarce. May 20-July 8. Closely resembles *Coccinella sanguinea* but larger and with different markings on thorax.

#### VII. ANATIS Muls., 1846. (Gr., "harmless.")

Broadly oval or rounded convex species, above the medium in size and having the thorax less transverse than usual and the punctation rather coarse and unequal. One species and a variety occur in the State.

986 (3075). *ANATIS 15-PUNCTATA* Oliv., Ent., VI, 1808, 1027.

Oval, very broad, rather convex. Head black with two triangular yellow spots on front; thorax with disk black, enclosing two pale spots at base; side margins broadly pale, with a marginal black spot near base; elytra yellow or reddish-brown, each with eight black spots, one scutellar, one on the humerus, three forming a median band and three subapical. Beneath black, the tibiae, tarsi and sides of abdomen pale reddish-brown. Length 6.5-8.5 mm. (Fig. 185, d.)

Throughout the State; frequent. April 18-October 22. Mates about mid-April and is then found in numbers on the flowers of the red haw (*Crataegus*). In very dark specimens the spots of elytra are indistinct.



986a (—). *ANATIS 15-PUNCTATA* MALL. Say, Journ. Phil. Acad. Nat. Sci., IV, 1821, 93; *ibid.* I, 192.

A variety of *15-punctata* having the ground tint reddish brown and each elytral spot surrounded by a broad pale border; the marginal spot of the median row divided or geminate. Length 8-9 mm. (Fig. 185, c.)

A single specimen was taken from beneath a chunk on the beach of Lake Michigan, near Millers, Lake County, on May 13; *15-punctata* being common along the beach on the same date.

#### VIII. *PSYLLOBORA* Chevz. 1806. (Gr., "a flea; to eat.")

Small oval or rounded convex species, having the upper surface pale, spotted with a darker tint; scutellum minute; mesosternum truncate; tarsal claws with a large quadrate tooth on inner side near apex. One species occurs in Indiana.

987 (3078). *PSYLLOBORA 20-MACULATA* Say, Journ. Phil. Acad. Nat. Sci., IV, 1821, 96; *ibid.* II, 231.

Rounded or broadly oval, convex. Yellowish-white; thorax with five black or brownish spots, the one in front of scutellum the smaller; elytra each with nine spots, the two discal usually merged and sometimes joining the others partly together. Beneath pale brownish-yellow, the sternum and middle of ventral segments black. Thorax finely, elytra more strongly and closely, punctate. Length 2-2.5 mm. (Fig. 191, g.)

Frequent throughout the State. April 5–October 20. Probably hibernates. Occurs in early spring in numbers about the base of skunk cabbage and on leaves of various shrubs.

#### Tribe III. CHILOCORINI.

Antennae very short, compact, narrowly clavate and inserted under a broadly dilated frontal plate, thus concealing their base; thorax very small, deeply emarginate in front and rounded behind; epipleura very broad, concave, strongly descending on the outer side; legs short, femora not extending beyond sides of body; tarsi beneath densely, spongy pubescent. Three genera compose the tribe, all of which are represented in Indiana.

#### KEY TO INDIANA GENERA OF CHILOCORINI.

- a.* Front tibia with a small tooth on outer margin near base; thorax pubescent toward sides; length less than 6 mm. IX. *CHILOCORUS*.
- aa.* Front tibia without a tooth; thorax not pubescent toward the side margins.
  - b.* Body convex, not compressed nor excavated beneath; size small, not over 3.5 mm. X. *EXOCHOMUS*.
  - bb.* Body very convex, subcompressed above, excavated beneath for the femora; size large, 6 or more mm. XI. *AXIUS*.

IX. *Chilocorus* Leach, 1817. (Gr., "lip or labrum + shield.")

Abdomen and epipleurae concave for the femora; tarsal claws toothed.

988 (3080). *CHILICORUS BIVLEXERUS* Muls., Spec. des Col. Trim., 1851, 460.



Fig. 192. Larva and adult.  
(After Forbes.)

Broadly oval, very convex. Black, shining; elytra each with a rounded red spot near the center; beneath black, the ventral segments red. Elytra finely but distinctly punctured. Length 4-5 mm. (Fig. 192.)

Frequent throughout the State, January 8 - November 20. Hibernates beneath rubbish, and on the wing on the first warm days of spring, when it is often to be seen resting on the sunny sides of rails, fence posts, trunks of trees, etc. A little later often found on the flowers of the red haw (*Crataegus*).

X. *Exochomus* Redt., 1843. (Gr., "prominent + shoulder.")

Small rounded convex species having the tarsal claws toothed, hind legs not retractile and color of elytra variable. One species is known from the State.

989 (3081). *EXOCHOMUS MARGINIPENNIS* Lec., Ann. Lyc. Nat. Hist., 1, 1824, 170.

Broadly oval, convex, glabrous, shining. Head and thorax black in female, the latter with sides reddish-yellow in male; elytra reddish-yellow with black markings, which, in the male at hand, consist of two large black spots on each. Elytra sparsely and finely punctulate. Male with fifth ventral segment truncate, disclosing a small sixth segment. Length 3 mm.

Orange County; rare, June 2. Beaten from foliage of oak. The specimen belongs to Casey's variety *latiusculus*, in which the black spots of elytra are sometimes distinct, sometimes united at suture to form transverse bands. A member of the Austroriparian fauna.

XI. *Axiom* Muls., 1850. (Gr., a classical name.)

The species of this genus are the largest of the tribe and are strongly convex and subcompressed. They are colored nearly as in *Chilocorus*, having the upper surface deep black with one or two red spots on each elytron; very nearly without punctures, the thorax being very feebly punctate near the side margins and having the apical margin near the angles always more or less pale.

990 (—). *AXION PLAGIATUM* Oliv., Edl. VI, 1808, 1011.

Broadly oval, very convex. Black, strongly shining; head and narrow space near apical margins of thorax reddish; elytra each with a large round, brick-red spot on sides in front of middle. Beneath reddish-yellow, the middle of abdomen black. Length 6.5 mm.

Known from the State by a single male taken by Wolcott near Pine, Lake County, May 20. Resembles *Chilocorus virulencus*, but much larger, more convex and with smooth upper surface. The head is usually wholly black and the red spot of elytron is said to be much larger in female than in male.

#### Tribe IV. GENEINI.

The principal characters of this group are set forth in the tribal key. The species are glabrous or nearly so and are among the most minute members of the Coccinellida. The tribe is represented in North America by the single genus:

### XII. DELPHASTUS Casey, 1899.

Antennae well developed, with a compressed elliptical club; thorax as wide as elytra, short and transverse; scutellum well developed, a little longer than wide; coxæ all remotely separated; front femora greatly dilated, when in repose completely concealing the tibiæ and tarsi.

991 (BOSS). *DELPHASTUS PUSILLUS* Lec., Proc. Phil. Acad. Nat. Sci., VI, 1852, 135.

Oblong-oval, when in repose almost globose. Black, very shining; head, legs and sides of thorax pale in the male. Head and thorax finely, sparsely punctate; the latter distinctly margined. Length 1.3-1.5 mm.

Throughout the State; frequent. April 28-August 11. Beaten from vegetation or taken from beneath stones.

#### Tribe V. HYPERASPINI.

Species below the medium in size, and having the body oval or hemispherical, compact and usually contractile; antennae short and 11-jointed; epipleurae, in our genera, hollowed out for the reception of the knees of middle and hind legs; scutellum well developed and triangular; legs short, stout and strongly retractile; front coxæ narrowly separated; prosternum flat. Two genera are represented in Indiana.

#### KEY TO INDIANA GENERA OF HYPERASPINI.

- a.* Front tibiæ with a strong spine on outer edge near middle; eyes with a small emargination in front. XIII. BRACHYACANTHA.  
*aa.* Front tibiæ without spines; eyes entire; elytral spots well defined and usually fewer in number. XIV. HYPERASPIS.

## XIII. BRACHYACANTHA Chev. 1834. (Gr., "short spine.")

Oval, strongly convex, black beetles in our species having each elytron marked with either two or five distinct, rounded yellow or orange spots. Four species occur in the State.

## KEY TO INDIANA SPECIES OF BRACHYACANTHA.

- a.* Elytra each with five clearly defined yellow spots, one humeral, one larger basal, two near the middle and one subapical.  
*b.* Elytral spots, except the humeral, well developed and subequal in size.  
*c.* Larger, 2.5-3 mm.; basal spot never much more than semicircular, broadly truncated by the basal margin. 992. URSINA.  
*cc.* Smaller, 2-2.2 mm.; basal spot almost fully circular. 993. STELLATA.  
*bb.* Elytral spots smaller and unequal, the two median much smaller than the others. 994. 10-PUSTULATA.  
*aa.* Elytra each with two spots, one basal, one subapical. 995. QUADRIPUNCTATA.

992 (3095). BRACHYACANTHA URSINA Fab., Mant., 1798, 61.

Elongate-oval, convex. Black, shining; head yellow; thorax with apical margin yellow in male, the region of apical angles only, yellow in female; elytra with spots as described in key. Beneath black; legs pale, the base of femora darker. Thorax and elytra both finely but distinctly and evenly punctate. Length 2.7-3.5 mm.

Throughout the State; frequent. May 21-July 20. Occurs especially on the leaves and flowers of the common milkweed (*Asclepias syriaca* L.)

993 (—). BRACHYACANTHA STELLATA Casey, Journ. N. Y. Ent. Soc., VII, 1899, 117.

Close to *ursina* and perhaps only a variety. Color nearly the same, the spots proportionally larger. Punctures of elytra coarser and sparser; surface more shining. Length 2-2.2 mm.

Putnam, Lawrence, Orange, Posey, Perry and Crawford counties; frequent. May 11-June 1. The legs are not always "pale throughout" as mentioned by Casey, the basal half of femora being sometimes dark.

994 (3095a). BRACHYACANTHA 10-PUSTULATA Mels., Proc. Phil. Acad. Nat. Sci., III, 1817, 179.

Resembles *ursina* but smaller. Pale front border of thorax wider in male; head of female sometimes black with an orange spot on vertex. Punctures coarser and much less numerous. Length 1.8-2.3 mm.

Throughout the State; scarce. May 31-June 24. Usually given as a variety of *ursina*, but the differences are sufficient to justify its holding specific rank.

995 (3096). *BRACHYCAANTHA QUADRIPUNCTATA* Melsh., Proc. Phil. Acad. Nat. Sci., III, 1847, 178.

Broadly rounded. Black, shining, coarsely and rather sparsely punctate; head yellow in male, black with a yellow V-like mark in female; thorax with front margin narrowly yellow in male, the region of apical angles broadly yellow in that sex, narrowly yellow in female; elytral spots large, rounded. Beneath black, the tibiae and tarsi paler. Length 3-3.5 mm.

Vigo, Posey and Jackson counties; scarce. Occurs especially on maple trees infested with plant lice. May 20-July 8. Casey calls it *basalis* Melsh. The two names were proposed by Melsheimer at the same time, *t-punctata* on page 178, and *basalis* on page 179, the former therefore having priority.

#### XIV. HYPERASPIS Redt. 1843. (Gr., "above a shield.")

Small, oval or rounded, black beetles having the elytra margined or spotted with paler, often both. Distinguished from *Brachycaantha* by having the outer margin of front tibiae unarmed. Eight species and one variety are known from Indiana.

##### KEY TO INDIANA SPECIES OF HYPERASPIS.

- a.* Side margins of elytra with a reddish or yellow stripe, this rarely broken so as to form a subapical spot.
- b.* Elytra without a second stripe, but often with a red or yellow spot on side of disk.
- c.* Discal spot of elytra, if present, connected with marginal band.
  - d.* Stripe on side of elytra expanding into a large rounded discal spot a little behind the middle. 996. BOLTERI.
  - dd.* Stripe only feebly undulating on the inner margin, its hind portion often separated as a distinct oval subapical spot. 997. FIMBRIOLATA.
- cc.* Discal spot of elytra distinct from marginal band, the latter sometimes broken into separate spots; side margins of thorax yellow in both sexes. 998. UNDELATA.
- bb.* Elytra with a second yellow stripe on side of disk. 999. 4-VITTATA.
- aa.* Side margins of elytra without a reddish or yellowish stripe.
  - c.* Elytra black with one or two rounded red or yellowish subapical spots and usually with a large discal spot.
  - f.* Side margins of elytra without a spot; legs in part or wholly black.
    - g.* Subapical spot single.
      - h.* Larger discal spot present, subapical small; sides and apical margin of thorax yellow in male. 1000. SIGNATA.
      - hh.* Discal spot absent, subapical larger; sides of thorax with a large rounded orange spot. 1001. BIGEMINATA.
    - gg.* Subapical spots two, discal spot present; sides of thorax yellow in both sexes. 1000b. var. PROVA.
  - ff.* Side margins of elytra with a spot opposite the discal spot; legs yellow. 1002. PRÆFENSIS.
- cc.* Elytra black without subapical spots but with a large round spot near the center of disk; thorax as in *signata*. 1000a. var. BINGEATA.

996 (3100). *HYPERASPIS BOLTERI* Lec., Trans. Amer. Ent. Soc., VIII, 1880, 186.

Broadly rounded, strongly convex. Black, shining; head and sides of thorax of male pale; elytra with a pale red margin, reaching nearly to apex, this expanded into or confluent with a large discal spot a little behind the middle; front and middle legs pale. Upper surface strongly and rather closely punctured. Length 3 mm.

Taken in small numbers by Wolcott near Pine, Lake County, April 29–June 4. Described from Illinois.

\*997 (3101). *HYPERASPIS FIMBRIOLATA* Mels., Proc. Phil. Acad. Nat. Sci., III, 1847, 180.

Rounded, subconvex. Black, shining; elytra with a narrow yellow marginal stripe; this often broken on apical third, leaving a free, oval subapical spot (var. *dissoluta* Cr.). Male with head and thorax in front and on sides, yellow. Upper surface coarsely and rather sparsely punctate. Length 2.5 mm.

Lake, Vigo, Dubois and Perry counties; rare. May 14–December 10. Hibernates beneath mullein leaves and other rubbish; taken in spring by sweeping.

\*998 (3105). *HYPERASPIS UNULATA* Say, Journ. Phil. Acad. Nat. Sci., IV, 1824, 92; *ibid.* II, 231.

Elongate-oval; subdepressed. Black, shining; male with head, narrow apical margin and sides of thorax yellow; female with only the sides of thorax yellow; elytra with an oval spot near center and a narrow three-lobed band on sides, yellow. Length 2.3–2.5 mm.

Throughout the State; frequent. March 20–December 7. Occurs on herbage in low, moist ground.

999 (3122). *HYPERASPIS 4-VITTATA* Lec., Proc. Phil. Acad. Nat. Sci., VI, 1852, 133.

Broadly ovate, subdepressed. Black, shining, finely punctate; side margins of thorax narrowly yellow; elytra with a narrow marginal and a wider dorsal stripe pale yellow, the latter not reaching base or apex. Head and thorax of male reddish-yellow. Length 2.5 mm.

Taken by Wolcott near Pine, Lake County; scarce. May 21–June 4.

1000 (3110). *HYPERASPIS SIGNATA* Oliv., Ent., VI, 1801, 92.

Rounded, strongly convex. Black, shining, thickly and rather strongly punctate. Male with head and narrow apical and side margins of thorax, yellow; female with head and thorax wholly black. Subapical spot of elytra about one-fourth the size of one on disk. Length 2.5–2.7 mm.

Marion County; scarce. April 25. In two specimens at hand one has the subapical spot red and situated about as far from the

hind margin as from the suture; the other has the spot yellow and located much farther from the suture, in usual situation of second spot in *proba*.

1000a (3111). *HYPERASPIS SIGNATA BINOTATA* Say, Journ. Phil. Acad. Nat. Sci., V, 1826, 302; *ibid.*, II, 316.

A variety of *signata* having the subapical spot lacking. Color and structure otherwise exactly as in that species; the females a little larger. Length 2.3-3.5 mm. (Fig. 192a.)

Throughout the State; frequent. Hibernates beneath chunks and rubbish in waste places. January 6-October 17. Usually regarded as a mere form of *signata*. Casey, however, gives it specific rank.

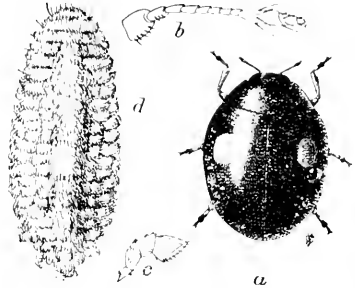


Fig. 192a. *a*, beetle; *b*, antenna; *c*, maxillary palpi; *d*, pupa. (After Forbes.)

1000b (3112). *HYPERASPIS SIGNATA PROBA* Say, Journ. Phil. Acad. Nat. Sci., V, 1826, 303; *ibid.*, II, 317.

Resembles *signata* but smaller and less convex. Head and thorax of male as in that species; elytra with two small subapical reddish-yellow dots and a much larger and deeper red discal spot. Surface more finely punctured. Length 2.3-2.7 mm.

Lake, Steuben, Knox and Crawford counties; scarce. May 16-July 10. A large series of specimens will doubtless show *signata*, *binotata* and *proba* to be color forms of one species.

1001 (3114). *HYPERASPIS BIGEMINATA* Ramb., Bost. Journ. Nat. Hist., II, 32.

Rounded, convex. Black, shining; head with a large yellow frontal spot in male, wholly black in female; thorax with a large internally rounded orange spot each side; elytra with a similar circular spot just before the apex. Elytra strongly, thorax more finely punctured. Length 2.5-2.8 mm.

Lake, Marshall, Kosciusko, Putnam and Marion counties; scarce. May 25-July 4.

1002 (3115). *HYPERASPIS PRATENSIS* Lec., Proc. Phil. Acad. Nat. Sci., VI, 1852, 431.

Broadly oval, subconvex. Black, shining; male with head and broad side margin of thorax yellow; elytra each with three yellow spots, the largest on middle of disk, a marginal one opposite this and one subapical. Thorax finely and closely, elytra more coarsely and sparsely punctate. Length 3-3.5 mm.

One in Webster collection labelled "Ind." Recorded heretofore only from Kansas.

## Tribe VI. SCYMNINI.

This tribe embraces a large number of small species readily recognized by the distinct pubescence of the upper surface. The genus *Smilia*, though composed of apparently glabrous forms, is combined with the other genera on account of a similarity in structure. In all our forms the antennæ are scarcely as long as the head, thorax deeply emarginate in front and rounded behind; front and middle legs more or less contractile, with the thighs sulcate beneath for the reception of the tibiæ. Casey separates the tribe into six genera, four of which are represented in Indiana.

## KEY TO INDIANA GENERA OF SCYMNINI.

- a.* Thorax not deeply emarginate; antennæ apparently 11-jointed, free; front coxæ moderately separated.
- b.* Thorax with a fine, obliquely impressed line behind the front angles; body apparently glabrous, yet finely pubescent under high power; tarsal claws simple. XV. SMILIA.
- bb.* Thorax without an oblique line near the front angles; body always distinctly pubescent; tarsal claws bifid.
- c.* Clypeus prolonged for a considerable distance before the eyes, the sides converging; antennæ inserted in small shallow emarginations just before the eyes; prosternum flat, not at all deflexed toward the tip, generally bicarinate. XVI. SCYMNUS.
- cc.* Clypeus extremely short before the eyes, truncate with rounded angles, the antennæ inserted under its sides adjoining the eyes; prosternum transversely convex, not carinate, broadly and gradually deflexed, forming a protection to the mouth in repose. XVII. STETHORUS.
- aa.* Thorax very short and broad and deeply emarginate in front; antennæ apparently 9-jointed; front coxæ very widely separated. XVIII. CEPHALOSCYMNUS.

## XV. SMILIA Weise, 1891.

Here belong very small rounded species formerly classed under the genus *Pentilia*. Of the six listed from the United States, one is known from Indiana.

1003: (2090). SMILIA MISCELLA Lec., Proc. Amer. Phil. Soc., XVII, 1878, 400.

Oval, convex. Uniform black, shining. Thorax nearly smooth, the impressed line near the front angles fine and indistinct. Elytra rather coarsely, sparsely and somewhat unevenly punctate. Length .8-1 mm. (Fig. 193.)

Throughout the State; frequent. April 13-May 29. Occurs especially on fruit trees infested with San José scale and one of the most beneficial beetles preying upon that injurious insect.



## XVI. SEYMOUR'S Kug. 1791. (Gr., "a nub or whelp.")

This genus comprises a very large number of minute, pubescent forms which occur on foliage in spring and summer and are readily taken by beating. Horn, in his "Studies" in 1895, listed and described 45 species from the United States. Casey, in his Revision in 1899, increased this number to 118 and left the genus, as Bowditch has well put it, "a wilderness." Thirteen species have been recognized among those collected in Indiana, while several others doubtless occur.



Fig. 193. *Smilia misilla*: a, adult; b, larva; c, pupa; d, all stages, larvae and adults feeding on San Jose scale in calyx cup of pear. All much enlarged. (After Howard and Marlatt.)

As the term "metacoaxal line" is used extensively in the key, I quote from Dr. Horn's Revision of the genus as follows: "The first ventral segment exhibits the character of greatest value in the division of species. Behind the coxal cavity is a slightly elevated line beginning at the inner edge of the cavity passing more or less obliquely and curved toward the first suture, sometimes joining the suture and continuous with it (Fig. 194, No. 1), or running parallel with the suture (Fig. 194, No. 2), or recurring to the front and when entire ending near the front angle of the segment. (Fig. 194, No. 4). In the present essay this line is called the 'metacoaxal line.'" Casey calls the lines "abdominal lines." To see them plainly the hind femora must be lifted up or pushed to one side and

the specimens should be so mounted that this can be readily done. For convenience the Indiana species are first separated into two groups.

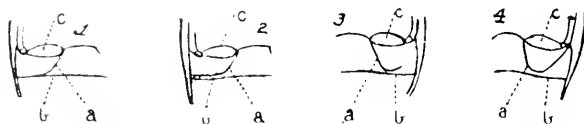


Fig. 194. *a*, metacoxal line; *b*, first ventral suture; *c*, hind coxal cavity. (After Horn.)

KEY TO GROUPS OF SPECIES OF INDIANA SCYMNUS.

- a*. Metacoxal line incomplete, gradually curving into the first ventral suture and forming a part thereof, or not joining said suture. (Fig. 194, Nos. 1, 2 and 3.) Group A.
- aa*. Metacoxal line forming an entire arc beginning at the inner border of the coxal cavity and ending at or near the outer front angle of the first segment. (Fig. 194, No. 4.) Group B.

GROUP A.

This group includes the Indiana species belonging to Groups A, B and C of Horn's "Studies in Coccinellidæ," and in addition a few that have since been described.

KEY TO SPECIES OF GROUP A.

- a*. Metacoxal line passing in an oblique curve from the hind coxal cavity to the first ventral suture and joining the latter. (Fig. 194, No. 1.)
- b*. Elytra piceous, each with two pale spots.
- c*. Head and thorax yellow, the latter sometimes with piceous basal spot. 1004. LIEBECKI.
- cc*. Head and thorax black; form oval; elytral spots small and oval. MYRMIDON.
- bb*. Elytra piceous with a large yellow spot at apex, but without spots on disk.
- d*. Thorax black with the apex narrowly, the front angles more broadly yellow. 1005. TERMINATUS.
- dd*. Thorax yellow with a black basal spot. 1006. PARTITUS.
- aa*. Metacoxal line not joining the first ventral suture.
- c*. Metacoxal line extending outward, parallel with the suture and at a slight distance therefrom. (Fig. 194, No. 2.)
- f*. Elytra wholly reddish-brown or dull brownish-yellow. 1007. INTRUSUS.
- ff*. Elytra black or piceous, marked with yellow spots.
- g*. Each elytron with one rounded yellow spot behind the middle; thorax black. 1008. FLAVIFRONS.
- gg*. Each elytron with two oval spots. ORNATUS.
- cc*. Metacoxal line recurved at the outer end (Fig. 194, No. 3); elytra black, narrowly tipped with red; thorax with black disk and red margins. 1009. AMERICANUS.

1001 (---) 1. *SCYMNUS LIEBECKI* Horn, Trans. Amer. Ent. Soc., XXII, 1895, 89.

Oval, convex. Head and thorax yellow, the latter darker in front of scutellum; elytra piceous with a narrow apical border, a small round spot in front of middle, nearer the suture than the side, and a slightly sinuous crossbar one-third from apex, yellow. Abdomen reddish yellow, punctate. Legs yellow. Length 1.2-1.5 mm. (Fig. 195, *a*.)

I have not seen this species from the State. Part of Horn's types came from near Elkhart, Indiana, and were probably collected by R. J. Weith; others were from southern New Jersey.

*S. myrmidon* Muls., length 1.5-2 mm., is known from Pennsylvania and Maryland.

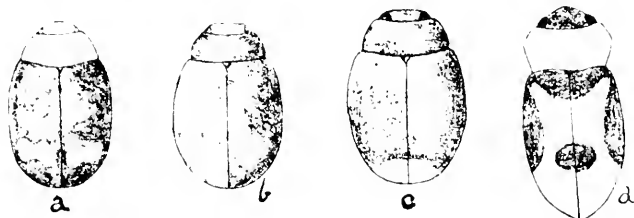


Fig. 195. *a*, *Scymnus liebecki*; *b*, *S. flavifrons*; *c*, *S. terminatus*; *d*, *Coccidula lepida*. All greatly enlarged. (After Horn)

1005 (3135). *SCYMNUS TERMINATUS* Say, Bost. Journ. Nat. Hist., 1, 1835, 203; *ibid.* 11, 671.

Oval, very little longer than wide. Piceous; head, narrow side margins of thorax, legs and apex of elytra reddish-yellow. Thorax distinctly narrower in front, the disk rather closely punctate. Elytra one-third longer than wide, a little more coarsely but less closely punctate; abdomen yellow, piceous at base or wholly piceous; legs reddish-yellow. Length 1.5-1.8 mm. (Fig. 195, *c*.)

Lawrence, Clark, Perry and Posey counties; scarce. April 22-October 16.

1006 (---) 1. *SCYMNUS PARTITUS* Casey, Journ. N. Y. Ent. Soc., VI, 1890, 158.

Resembles *terminatus* but differs in color of thorax. Elytra broadly oval, together scarcely longer than wide, the punctures closer than in *terminatus* and the pubescence less conspicuous. Length 1.5-1.7 mm.

Knox and Posey counties; rare. April 21-September 2. Described from Texas.

1007 (---) 1. *SCYMNUS INTRUSUS* Horn, Trans. Amer. Ent. Soc., XXII, 1895, 93.

Oval, very little longer than wide, moderately convex. Dull brownish-yellow throughout, or slightly darker along the suture. Thoracic disk

sparsely and indistinctly punctate. Elytra longer than wide, rather closely, not coarsely punctate; pubescence coarse and conspicuous. Length 1.5-2 mm.

Starke, Putnam and Posey counties; a single specimen from each. March 20-December 6. One was taken from beneath clunk in a fence row on the latter date.

*S. ornatus* Lec., length 2-2.5 mm., is a boreal species which may occur in northern Indiana.

1008 (3133). *SCYMNUS FLAVIFRONS* Melsh., Proc. Phil. Acad. Nat. Sci., 111, 1847, 181.

Oval. Black; an oval yellow spot on each elytron one-third from apex and equally distant from side and suture; head often, tibiae and tarsi always, yellow. Thorax narrower in front, the surface sparsely punctate. Elytra rather coarsely punctate. Length 1.5-2 mm. (Fig. 195, *b*.)

Steuben, Vermillion, Marion and Martin counties; scarce. Probably hibernates. March 14-June 15. Those on the former date were taken from a freshly cut maple stump where they were feeding on sap. Our form is the one commonly called *biculatus* Muls., which both Horn and Casey place as a small variety of *flavifrons*.

1009 (3134). *SCYMNUS AMERICANUS* Muls., Spec. Sec., 1850, 965.

Broadly oval, rather strongly convex. Piceous black; thorax usually orange red with a central piceous space, sometimes black throughout; elytra narrowly margined with red at apex; legs yellow or piceous. Thorax narrowed in front, sides feebly curved, disk sparsely punctate. Elytra coarsely and sparsely punctate, the pubescence coarse, rather long, ashy and conspicuous. Length 2-2.5 mm.

Throughout the State; common. May 5-December 25. Hibernates beneath logs and rubbish. Taken while sweeping grass or beating foliage.

#### GROUP B.

This group corresponds to Group D, of Horn's paper, the metacoxal line forming a complete arc beginning at the inner edge of the hind coxal cavity, sometimes touching, at the apex of the curve, the first suture and ending nearly at the outer front angle of the segment. (Fig. 194, No. 4.)

#### KEY TO SPECIES OF GROUP B.

- a.* Form broadly oval, the margins of thorax and elytra continuous; elytra uniform in coloration on the disk, not considering the apex.
- b.* Elytra pale at apex, either merely bordered with yellow or with an apical area of that color.
- c.* Elytra with a wide, pale, common area at apex.

*d.* Form broadly oval; apical spot not extending over one-fifth the length of suture.

*c.* Apex of elytra dull yellow; thorax sparsely and obsolete punctate throughout. (Fig. 196, *c.*) 1010. FRATERNUS.

*cc.* Apex of elytra reddish; thorax distinctly and coarsely punctate at middle, more finely and sparsely at sides.

1011. CAUDALIS.

*dd.* Form oblong-oval; apical spot comprising nearly a third of the upper area; last three segments of abdomen yellow.

1012. RUBRICAUDA.

*ee.* Elytra narrowly pale at apex.

*f.* Thorax partly black.

*g.* Legs entirely reddish-yellow; first ventral segment of male without pubescence. (Fig. 196, *a.*) 1013. COLLARIS.

*gg.* Legs pale, the femora piceous; first ventral segment of male with a median smooth area surrounded by short pubescence.

1014. PUNCTICOLLIS.

*ff.* Thorax entirely yellow.

1015. CERVICALIS.

*bb.* Elytra entirely black.

*h.* Species larger, 2-2.5 mm.; thorax entirely black.

1016. TENEBROSUS.

*hh.* Smaller, not over 1.5 mm.; front angles of thorax usually pale.

NANUS.

*aa.* Form oblong; thorax narrower at base than base of elytra; elytra black, each with a small oval red spot at center of disk. (Fig. 196, *b.*)

PUNCTATUS.

1010 (3145). SCYMNUS FRATERNUS Lec., Proc. Phil. Acad. Nat. Sci., VI, 1852, 138.

Broadly oval. Piceous black; head black or yellowish; thorax reddish-yellow at sides, with a central piceous spot which is variable in size; elytra with a yellowish area at apex which never extends along the suture more than a fifth of its length. Abdomen piceous, paler at sides and apex; legs reddish-yellow. Thorax and elytra punctate but not closely nor densely. Length 2-2.5 mm. (Fig. 196, *c.*)

Our most common species; found throughout the State. Hibernates. January 6-November 1. This species includes the form generally listed as *betimonthous* Lec., the types showing, as stated by Horn, "that they were established on nuiques, the differences being merely individual, *fraternus* having the greater extent of yellow on the thorax."\*

1011 (3149). SCYMNUS CAUDALIS Lec., Agass. Lake Sup., 1850, 238.

Broadly oval. Black; head, side margins of thorax, tibiae and tarsi and large, often somewhat indistinct spot on apex of elytra, dull reddish; femora piceous. Thorax but little more than twice as wide as long, sides moderately convergent, evenly curved. Elytra quite coarsely and closely but not densely punctate. First ventral segment of male with a large median area at apex glabrous and impunctate. Length 2-2.3 mm.

\*Trans. Amer. Entom. Soc., XXII, 101

Taken by Wolcott near Pine, Lake County; rare. May 20. Described from Lake Superior and Georgia. Resembles the preceding but more robust, with larger spot on apex of elytra and with piceous spot on thorax reaching nearly to apex.

1012 (—). *SCYMNUS RUBRICAUDA* Casey, Journ. N. Y. Ent. Soc., VII, 1899, 111.

Oblong-oval, subconvex. Black; sides of thorax and a large apical elytral space reddish-yellow; head piceous or yellow; antennae, legs and last three segments of abdomen reddish-yellow. Elytra rather closely and distinctly, thorax sparsely and indistinctly, punctate. Length 1.8-2 mm.

Throughout the State; frequent. Hibernates. January 7-July 12. Known from *fraternus* by its smaller size, more narrow and less convex form and the larger relative area of yellow spot at apex of elytra.

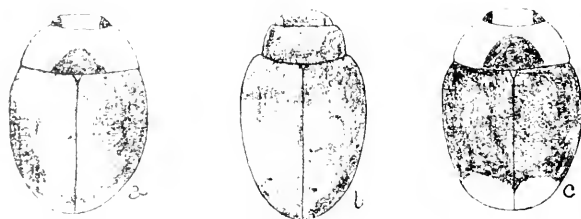


FIG. 196. a, *Scymnus collaris*; b, *S. punctatus*; c, *S. fraternus*. (After Horn.)

1013 (3148). *SCYMNUS COLLARIS* Melsh., Proc. Phil. Acad. Nat. Sci., III, 1847, 180.

Regularly oval, convex. Piceous, rather shining; head and thorax reddish-yellow, the latter with a median piceous spot of variable size; apex of elytra narrowly pale red; abdomen piceous, the last three segments usually yellowish; legs entirely reddish-yellow. Thorax more distinctly punctate at middle than at sides. Length 2-2.2 mm. (Fig. 196, a.)

Martin County; scarce. July 13.

1014 (3152). *SCYMNUS PUNCTICOLLIS* Lec., Proc. Phil. Acad. Nat. Sci., VI, 1852, 139.

Broadly oval, convex. Black, rather dull; head piceous; thorax black with the sides indefinitely yellow, usually with the apical angles alone pale; apex of elytra narrowly reddish; tibiae and tarsi pale, femora piceous. Thorax more closely punctate toward the sides. Elytra rather closely and more coarsely punctured than thorax. Length 2-2.5 mm.

Southern half of State, frequent; Steuben County, rare. April 21-December 23.

1015 (3153). *SCYMNUS CERVICALIS* Muls., Spec. Soc., 1850, 984.

Oval, convex. Head, thorax and legs reddish-yellow; elytra piceous, at apex very narrowly margined with reddish-yellow; abdomen black, the

terminal segments pale. Thorax very sparsely punctate, the basal marginal line distinct. Elytra rather coarsely but not closely punctate. Length 1.8-2.2 mm.

Throughout the State; frequent. May 11–November 28.

1016 (3156). *SCYMNUS TEXEBROSUS* Muls., Spec. Sec., 1850, 989.

Broadly oval, strongly convex. Uniform black, shining; sparsely pubescent; legs red or reddish-brown. Thorax narrowed in front, sides feebly curved, surface finely, equally and sparsely punctate. Elytra much more coarsely and closely punctured than thorax. Length 1.8-2.3 mm.

Three specimens from near Pine and Hessville, Lake County, and one from Warren County. May 11–July 14. Should occur throughout the State.

*S. nanus* Lec., legs reddish, length 1.3-1.5 mm., is known from Michigan and Florida. *S. punctatus* Melsh., length 1.5 mm., is recorded from Canada, Pennsylvania and Texas.

#### XVII. *STETHORUS* Weise, 1891. (Gr., "breast + margin.")

The members of this genus are nearly as small as those of *Smilia*. They differ from *Scymnus*, as shown in the generic key, mainly in the structure of the front of head and prosternum.

1017 (3160). *STETHORUS PUNCTUM* Lec., Proc. Phil. Acad. Nat. Sci., VI, 1852, 141.

Broadly oval, convex. Black, shining; antennae and legs yellow, the femora black, with the apex pale. Thorax narrowed in front, the surface sparsely punctate at middle, more densely and coarsely at sides. Elytra sparsely but distinctly punctate; covered with a sparse and fine pubescence. Length 1.2-1.5 mm.

Throughout the State; frequent. April 17–October 17. Taken by sifting rubbish from damp hillsides and borders of marshes.

#### XVIII. *CEPHALOSCYMNUS* Crotch, 1873. (Gr., "head + emb.")

Small, oblong-oval, rather depressed pubescent species, having the front coxal cavities open behind; head large, front vertical; last joint of maxillary palpi long, slender, pointed; thorax at base narrower than elytra; prosternum short and broad.

1018 (3169). *CEPHALOSCYMNUS ZIMMERMANNI* Crotch, Trans. Amer. Ent. Soc., IV, 1873, 382.

Broadly oval, feebly convex. Black, slightly bronzed, sparsely clothed with gray pubescence; legs piccons, tibiae and tarsi paler. Thorax three times as wide at base as long at middle, coarsely and closely punctured; front angles prominent on account of the deeply emarginate apex. Elytra more sparsely and coarsely punctate than thorax. Length 1.5-2.2 mm.

Knox County; rare. July 2. A southern form known heretofore from Maryland, South Carolina and Ohio.

Tribe VII. EPILACHININI.

This tribe is represented in the United States by two or three large pubescent species, belonging to the single genus *Epilachna*. They have the margin of the elytra rather strongly reflexed; epipleurae horizontal, broadly concave; legs moderately retractile; tarsal claws cleft, the lower cusp being nearly as long as the upper one. One species occurs sparingly in southern Indiana.

XIX. EPILACHNA Chev. 1844. (Gr., "above + woolly hair.")

1019 (3171). EPILACHNA BOREALIS Fab., Syst. Ent., 1775, 82.

Very broadly oval. Pale orange yellow, shining, the pubescence short, rather abundant. Thorax with an apical and basal black spot on the me-

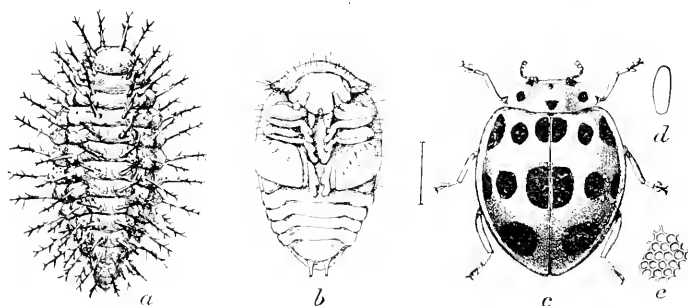


Fig. 197. *Epilachna borealis*: a, larva; b, pupa; c, adult beetle; d, egg; e, surface of same. All highly magnified. (After Chittenden, Bull. XIX, Div. Ent., U. S. Dep. Agr.)

dian line, the basal the larger, and one at each side near the margin. Elytra each with seven black spots, three sub-basal, three median and one sub-apical, the last named the largest; the inner sub-basal and median on each side uniting to form two common sutural spots. Metasternum blackish, legs pale. Length 7-8 mm. (Fig. 197.)

Orange, Perry, Crawford and Posey counties; frequent. April 9 November 9. Taken beneath bark in early spring and late fall, and at other times on foliage. Hibernates in large colonies beneath leaves in low ground. This insect, known as the "squash ladybird," presents a remarkable exception in food habits to other members of the Coccinellidae, the larvae being herbivorous and feeding upon the leaves of pumpkin, squash and allied plants. It is yellow, armed with forked spines, and feeds upon the lower side of the leaf, while the adult usually feeds upon the upper surface. They first mark out a circle or semicircle on the leaf and then feed within



this and nowhere else, consuming the epidermis and parenchyma and leaving the veins and nervures almost intact. Hand picking of the adults and large egg-clusters is the best remedy, if done when they first appear; arsenites, either dry or in solution, can also be applied with success.

#### Tribe VIII. COCCIDULINI.

Small pubescent species having the antennæ long and slender, with loose, serrate, 3-jointed club; thorax narrowed at base, feebly sinuate at apex; prosternum bicarinate, rather widely separating the coxæ; legs free, rather stout; claws feebly bifid. One genus is known.

#### XX. COCCIDULA Kug. 1798. (Gr. "scarlet berry.")

1020 (3170). *COCCIDULA LEPIDA* Lec., Proc. Phil. Acad. Nat. Sci., VI, 1852, 132.

Elongate-oval. Head and part of under surface black; thorax dull yellow with a transverse black spot near apex; elytra dull yellow, black at base and along sides to behind the middle and with a common transverse sutural black spot at apical third. Punctures of elytra rather coarse, deep and uneven, the larger ones in somewhat irregular rows. Length 3 mm. (Fig. 195, *d.*)

One specimen in Field Museum collection labelled "Ind." Probably from St. Joseph County. A species of northern range which is said by LeConte to occur on plants near water.

### Family XVII. ENDOMYCHIDÆ.

#### THE HANDSOME FUNGUS BEETLES.

To this family belong a limited number of small-sized, oval or oblong beetles, which occur on woody fungi, in decaying wood or beneath logs and bark. Some of them are very prettily marked with black or red, and most of them feign death or "play possum" when first uncovered. The name of the typical genus, *Endomychus*, is derived from two Greek words, meaning "within" and "a concealed place," and probably refers to the concealed habitations of the beetles and their larvæ in the substance of tree fungi, rotten wood, etc. They differ from the Coccinellidæ, to which they are the most closely allied, by having the form usually less convex and more elongate, in having much longer antennæ, and by the terminal joint of the maxillary palpi being oval or triangular instead of securiform or hatchet-shaped.

In addition to the characters mentioned they have the antennæ situated upon the front, usually about half the length of the body, 9-, 10- or 11-jointed, the last three joints forming a distinct club; head moderate in size, prolonged in front into a short muzzle; thorax usually nearly square, trisulcate at base, often with distinct wide thin margin turned up at the sides; elytra rounded at tip and covering the dorsal segments; front and middle coxæ globose, hind ones transverse; front coxal cavities open behind; abdomen with five free ventral segments; legs of moderate length, not retractile; tarsi either 4-jointed or apparently 3-jointed, but then with a small concealed joint at the base of the terminal one; tarsal claws simple.



Fig. 198. Maxillary palpus, *Endomychus*. (After LeBaron.)

The larvæ are usually moderately elongate, only slightly convex, scaly above and with the sides of the body bearing a number of appendages. While not injurious, the larvæ cannot be said to be especially beneficial, their food consisting principally of fungi and perhaps the juices of decaying wood. Fully 500 species of the family are known, less than 30 of which have been described from the United States. Of these ten are known from Indiana, while a few others doubtless occur.

The principal literature treating of the North American species of the family is as follows:

*LeConte*.—"Synopsis of the Endomychidæ of the United States." *in Proc. Phil. Acad. Nat. Sci.*, VI, 1853, 357-360.

*Crotch*.—"Synopsis of the Endomychidæ of the United States." *in Trans. Amer. Ent. Soc.*, IV, 1873, 359-363.

*Wickham*.—"The Endomychidæ and Erotylidæ of Ontario and Quebec." *in Can. Ent.*, XXVI, 1894, 337-339.

Our representatives of the family may be divided among two subfamilies, separated as follows:

#### KEY TO SUBFAMILIES OF ENDOMYCHIDÆ.

*a*. Tarsi distinctly 4-jointed; size smaller, less than 4 mm.

Subfamily I. MYCETAEINÆ, p. 534.

*aa*. Tarsi dilated, apparently 3-jointed, the third joint minute and hidden between the lobes of the second; larger, usually more than 4 mm.

Subfamily II. ENDOMYCHINÆ, p. 537.

#### Subfamily I. MYCETAEINÆ.

Very small species having the tarsi narrow, the third joint distinct, though shorter than second. The following genera are perhaps represented in the State:

## KEY TO INDIANA GENERA OF MYCELEENIDÆ.

- a.* Body rounded or oval, pubescent.
- b.* Antennæ 10-jointed; thorax with well marked basal lines, extending half the length. I. RHYMBUS.
- bb.* Antennæ 9-jointed; thorax with a large, finely margined basal lobe and a basal line each side running forward and then curving inwards. ANAMORPHUS.
- aa.* Body oblong or elongate.
- c.* Pubescent; base of thorax not, or very feebly, narrower than middle, but slightly narrower than base of elytra. II. SYMBIOTES.
- cc.* Glabrous; base of thorax distinctly narrowed, that of elytra very evidently the wider.
- d.* Thorax unspotted, with deep basal impressions and lines extending from base half the length. III. RHANIS.
- dd.* Thorax with black spot on center and with deep impressions, without lines; antennal club of male very large. (Fig. 1, No. 8.) IV. PHYMAPHORA.

## I. RHYMBUS Gerst. 1858.

Very small, convex, pubescent species, having the thorax deeply impressed on each side; labrum prominent and truncate; antennal club abruptly 3-jointed and sides of thorax strongly margined. They resemble the members of the genus *Scymnus* of the Coccinellida, but are readily distinguished by the narrow, 4-jointed tarsi. Two species and one variety occur in the State on old fungus-covered logs.

1021 (3175). RHYMBUS ULKEI Crotch, Trans. Amer. Ent. Soc., IV, 1873, 362.

Subhemispherical, globose; strongly pubescent. Disk of thorax and elytra dark reddish-brown, the margins and suture narrowly paler; antennal club black. Thorax obsolete punctulate; elytra finely and rather sparsely punctate. Length 1.7 mm.

Vigo, Posey, Crawford and Dubois counties; frequent. April 18–August 10.

1021a (—). RHYMBUS ULKEI GRANULATUS VAR. NOV.

Differs from *ulkei* in having the elytra densely granulate-punctate and the pubescence a little more sparse. Length 1.6 mm.

Lake County; rare. April 15.

1022 (3176). RHYMBUS MINOR Crotch loc. cit.

Smaller and less globose than *ulkei*. Uniform light reddish-brown throughout. Length 1.3 mm.

Monroe, Dubois, Posey, Clark and Perry counties; scarce. April 20–October 10.

*Anamorphus pusillus* Zimm., pale reddish-brown, length 1–1.2 mm., has been taken by Dury near Cincinnati.

## II. SYMBIOTES Redt. 1849. (Gr., "living together.")

Small, elongate-oval species, having the body pubescent with recumbent hairs; antennæ 11-jointed, first two joints thick, 3 to 8 subequal, 9-11 forming a prominent club; thorax with a prominent transverse basal impression, from which a narrow impression or sulcus extends forward on each side nearly one-half the length of thorax; elytra with punctures arranged irregularly or in rows; sutural stria distinct. One species has been taken in Indiana.

1023 (6-9). SYMBIOTES DURYI Walton MS.

Oblong-oval, subconvex. Uniform dull brownish-yellow, sparsely pubescent with bright yellow hairs. Thorax twice as broad as long, sides evenly curved on apical two-thirds, parallel on basal third, apex truncate; disk with an oblique carina on each side extending from middle to near hind angle, this the outer boundary of the lateral sulcus extending forward from the basal impression; margins reflexed but not flattened; surface finely and evenly punctate. Elytra with sides nearly parallel to beyond middle, thence narrowing to a rounded apex, margins distinctly reflexed; surface with rows of very fine punctures. Length 2.2 mm.

One specimen in Wolcott collection from near Battle Ground, Tippecanoe County, July 4.

## III. RHANIS Lec. 1853. (Gr., "a spot.")

Here belongs one narrow, elongate, nearly glabrous species, having the last joint of the maxillary palpi cylindrical; prosternum obsolete between the front coxæ.

1024 (3178). RHANIS UNICOLOR Ziegl., Proc. Phil. Acad. Nat. Sci., II, 1844, 272.

Elongate, subparallel. Reddish-brown, shining; elytra usually black with the shoulders often indistinctly and the apex very broadly, reddish; sometimes uniform reddish-brown throughout. Upper surface rather finely and sparsely punctate. Length 3.5 mm.

Throughout the State; frequent. April 4–September 21. Sometimes found in autumn on the flowers of thoroughwort (*Eupatorium*); more often sifted from the debris of beech stumps.

## IV. PHYMAPHORA Newm. 1838. (Gr., "tumor-bearing.")

Small elongate species having the prosternum narrow but distinct between the front coxæ; mesosternum bicarinate; antennal club of male very large, perfoliate, its basal joint as large or larger than the head. (Fig. 4, No. 8.) One species occurs in the State.

1025 (3179) *PHYMAPHORA PUCHELLA* Newell, Entom. Mag.,  
V, 1837, 389.

Elongate-oblong. Thorax red with black spot on disk; elytra reddish with two black crossbars, the front and broader one near the middle, the other, less distinct, subapical. Length 3.8 mm. (Fig. 199.)

Posey County; scarce. May 11. Occurs usually on old beech logs.



Fig. 199. E.  
(After Wickham.)

### Subfamily II. ENDOMYCHINAE.

The species of this subfamily are larger and broader than those of the preceding group, though none of them exceed 6.5 mm. in length. The following genera are known from the State:

#### KEY TO INDIANA GENERA OF ENDOMYCHINAE.

- a.* Ligula oblong, rounded at tip; thorax black, elytra red, each with two black spots. V. *ENDOMYCHUS*.
- aa.* Ligula transverse, emarginate or truncate; color not as above.
  - b.* Prosternum not prolonged behind; front coxae contiguous or nearly so; thorax and elytra nearly uniform piceous black above. VI. *LYCOPERDINA*.
  - bb.* Prosternum prolonged behind, partly covering the mesosternum; front coxae separated.
    - c.* Prosternum narrow between the coxae; elytra in our species with lengthwise stripes. VII. *APHORISTA*.
    - cc.* Prosternum wide, margined; elytra without stripes, either unicolorous or with spots.
      - d.* Thorax without an impressed submarginal line; body glabrous. VIII. *MYCETINA*.
      - dd.* Thorax with an impressed submarginal line; body pubescent. IX. *STENOTARSUS*.

V. *ENDOMYCHUS* Panz., 1795. (Gr., "within hook or corner.")

Antennae elongate, with a loose, not large club; sides of thorax feebly sinuate, strongly but narrowly margined; longitudinal basal impressions deep, the usual transverse line represented only by a very fine basal margin; prosternum flat, spoon-shaped, not margined. One species represents the genus in North America.



Fig. 200.

\*1026 (3198). *ENDOMYCHUS BIGUTTATUS* Say, Journ.  
Phil. Acad. Nat. Sci., IV, 1821, 96;  
ibid., II, 231.

Oblong-oval. Head, antennae, thorax, legs and scutellum black, shining; elytra red with two black spots on each, the larger subapical, the smaller before the middle. Length 3.5-4.2 mm. (Fig. 200.)

Throughout the State; frequent. January 8–November 14. This and the next species hibernate, passing the winter months beneath logs, rails and chunks, especially those deeply covered with dead leaves in fence corners or along the margins of upland woods.

VI. *LYCOPERDINA* Lat. 1807. (Gr., “a wolf + to break wind.”)

Here belongs a single oblong species having the front coxæ contiguous; thorax subquadrate, feebly narrowed behind, its base with a deep transverse line and a short longitudinal one each side, the sides sinuate and margined; elytra convex, the suture very finely margined; scutellum broad and semicircular.

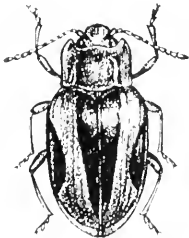
\*1027 (3181). *LYCOPERDINA FERRUGINEA* Lec., Ann. Lye. Nat. Hist., I, 1824, 172.

Oblong-oval. Piceous-black, shining; antennæ, head, legs and narrow margins of thorax and elytra brownish-red. Length 4.5–5.2 mm.

Throughout the State; frequent. April 22–December 28. Occurs most abundantly inside the little round fungus *Lycoperdon pyriforme* Schaff., which grows on old logs, where it feeds upon the spores. By squeezing the ball, the beetle, if present, can be readily felt.

VII. *APHORISTA* Gorb. 1873. (Gr., “to mark off by boundaries.”)

Differs from *Lycoperdina* mainly by having the front coxæ narrowly separated, the prosternum being distinctly prolonged between them. One species occurs in the State.



\*1028 (3186). *APHORISTA VITTATA* Fab., Mant., I, 44.

Oblong-elongate. Brownish-red, shining; antennæ piceous, the terminal joint paler; thorax with an indistinct dusky spot each side of disk; elytra with a common sutural stripe, and each with a shorter one on side, black. Length 5.5–6.2 mm. (Fig. 201.)

A handsome and rather common species; found throughout the State. January 31–November 20.

VIII. *MYCETINA* Muls. 1846. (Gr., “fungus.”)

In this genus the prosternum extends behind the coxæ, but is wider than in *Aphorista* and distinctly margined; thorax with deep transverse impression near base from each end of which a lengthwise one extends forward to middle. One of the three North American species occurs in Indiana.

\*1029 (3187). *MYCETINA PERPLICURA* Newm., Ent. Mag., V, 1838, 390.

Oblong. Picaceous-black, shining; thorax reddish-yellow, sometimes with a blackish discoidal stripe; elytra each with two reddish-yellow spots, the larger subhumeral, the other subapical. Male with front and hind tibia angulate within. Length 4 mm.

Stenben, Hancock, Vigo and Crawford counties; scarce. May 17–December 3.

#### IX. STENOTARSUS Perty, 1831. (Gr., "narrow tarsus.")

One species, listed as *Mycetina testacea* Zieg., but evidently belonging to this genus, has been taken in the State, while another may occur.

##### KEY TO INDIANA SPECIES OF STENOTARSUS.

- a.* Prosternum spoon-shaped and prolonged over the mesosternum; elytra wholly dull yellow. 1030. *TESTACEUS*.  
*aa.* Prosternum dilated, not spoon-shaped, not prolonged over the mesosternum; disk of elytra usually black. *HISPIDUS*.

\*1030 (3189). *STENOTARSUS TESTACEUS* Ziegl., Proc. Phil. Acad. Nat. Sci., 11, 1845, 272.

Elongate-oblong. Reddish-yellow, shining, sparsely pubescent with prostrate yellow hairs; head and sides of thorax often paler; club of antennae picaceous. Thorax subquadrate, widest before the middle; hind angles prominent, somewhat prolonged and excurved; disk, as well as that of elytra, finely and sparsely punctate. Length 3.5–4 mm.

Starke, Vigo, Posey and Crawford counties; scarce, except locally. March 9–December 11. Occurs beneath logs in upland sandy woods. In such a locality I found it on a number of occasions in Vigo County, always beneath the same log and nowhere else. When I first took it the log was so large that I had to use great exertion to turn it part way over. Returning after ten years' absence I found the same log, reduced to a chunk, easily overturned by one hand, and beneath it I took twenty or more of the beetles.

*S. hispidus* Herbst., length 4–4.5 mm., is recorded from the middle and southern States and has been taken near Cincinnati.

#### Family XVIII. EROTYLIDÆ.

##### THE PLEASING FUNGUS BEETLES.

A family of moderate extent, comprising, for the most part, beetles elongate or oval in form, and of medium or small size. Many of them are very prettily bicolored, possessing a red thorax, with black or black and red elytra, or the reverse. A number, however,

are of one hue. The name is based upon the typical genus *Erotylus*, a Greek word meaning "friendly" or "pleasing," probably in allusion to the contrasted colors of many of the species. They occur for the most part upon fleshy fungi growing upon logs or trees, though the members of the genus *Languria* are found upon plants and are more or less injurious in habit.

The Erotylidæ are most closely allied to the Endomychidæ and differ mainly in having the tarsi 5-jointed, but with the fourth joint usually very small, the first three more or less broad and pubescent beneath. The thorax has not the deeply impressed sub-basal and longitudinal lines so often seen in the Endomychidæ, and the form is usually more elongate and more convex. They have the mentum of variable form, its front margin bisinuate; maxillary palpi 4-jointed, the fourth joint usually broadly triangular; antennæ 11-jointed, inserted at the sides of the front, on the inner front margin of the eyes, the last three or four joints forming a distinct club; head small, immersed in the thorax to the hind margin of the eyes; thorax with side margins distinct; front coxal cavities usually closed (open in *Languria*), always separated by the prosternum; elytra entire, covering the abdomen, the latter with five nearly equal segments; tarsi claws simple.

The larvæ of but few species of the family are well known. That of *Languria mozaridi*, which bores into and feeds upon the stems of clover, is elongate and subcylindrical, about 8 mm. in length, the anal segment slightly narrower than the preceding. In color it is light yellow, the mandibles and anal appendages brown. The larva of a common fungus feeding form, *Tritoma humeralis*, is moderately elongate, nearly cylindrical but tapering to each end, the ninth segment bearing two short, erect, slightly recurved hooks. In color it is nearly white, the head yellowish. When full fed it pupates beneath the ground, the pupal stage lasting eight days.

The principal literature treating of the North American species of *Erotylidæ* is embodied in the following papers:

*LeConte*. "Synopsis of the Erotylidæ of the United States," in Proc. Phil. Acad. Nat. Sci., VII, 1854, 158-163.

*Crotch*. "Synopsis of the Erotylidæ of Boreal America," in Trans. Amer. Ent. Soc., IV, 1873, 349-358.

*Wickham*. "The Endomychidæ and Erotylidæ of Ontario and Quebec," in Can. Ent., XXVI, 1894, 337-339.

*Schaffner*. "Synoptic Table of *Languria*," in Journ. N. Y. Ent. Soc., XII, 1904, 198-200.



Nearly 1,800 species of Erotylidae are known, most of which are exotic and tropical. Only about 50 species, distributed among two tribes, are listed from North America. Of these 22, belonging to seven genera, have been taken in Indiana.

## KEY TO TRIBES OF NORTH AMERICAN EROTYLIDÆ.

- a.* Front coxal cavities open behind; epimera of metathorax not distinct; form very elongate, subcylindrical, the sides parallel; antennal club gradually formed, 5- or 6-jointed. Tribe I. LANGURINI, p. 511.
- aa.* Front coxal cavities entire; epimera of metathorax separated from the episterna by a distinct suture; form more robust, usually oval; antennal club 3- or 4-jointed, more abruptly formed. Tribe II. EROTYLINI, p. 513.

## Tribe I. LANGURINI.

This tribe is represented in North America by the single genus:

## I. LANGURIA Latr. 1802. (L., "a kind of lizard.")

Long, narrow insects, somewhat resembling certain click beetles (Elaterridæ) in form, and of shining black and red colors. They occur upon the leaves and stems of plants, especially *Mesadenia*, *Lactuca* and other genera of Compositæ, and upon the flowers of Umbelliferae. Several of the species hibernates as imagoes and in early spring are to be found beneath logs and stones. Fifteen are known from the United States; of these six have been taken in Indiana, while two others may occur.

## KEY TO INDIANA SPECIES OF LANGURIA.

- a.* Abdomen in great part red.
- b.* Head red.
- c.* Antennal club distinctly 6-jointed; under side red, the last ventral segment black; thorax red, usually with a black discoidal spot. 1031. BICOLOR.
- cc.* Antennal club 5-jointed; last three ventral segments black.
- d.* Thorax red, shining, without spot. 1032. MOZARDI.
- dd.* Thorax alutaceous, or with a greasy aspect, its disk with a large elongate black blotch. DISCOBEA.
- bb.* Head either entirely or in great part black.
- c.* Antennæ wholly black.
- f.* Metasternum blue; epipleura and sides of elytra at middle red. 1033. ANGUSTATA.
- ff.* Metasternum red; knees, tarsi and tips of tibiæ black. VAR. UMBRIL.
- cc.* Antennæ in part reddish-yellow; elytra with a broad median reddish crossbar. 1034. TRIFASCIATA.
- aa.* Abdomen entirely black.

*g.* Head black; thorax oblong, its sides nearly parallel, disk with a large greenish-black spot. 1035. LECONTEI.

*gg.* Head more or less red; thorax elongate, distinctly narrowed behind the middle, its disk with a greenish-black stripe. 1036. GRACILIS.

1031 (3199). *LANGURIA BICOLOR* Fab., Edl. Syst., Suppl., 1798, 50.

Elongate. Head and thorax reddish, the latter with a black spot on disk; scutellum and elytra bluish-black, shining; beneath reddish-yellow, legs, last abdominal segment and antennæ, black. Thorax quadrate, obsolete punctate, rather narrowed in front, the sides rounded. Elytral striae not impressed but marked by rows of punctures. Length 8.5-12 mm.

Throughout the State; more frequent southward. May 1-June 25. Occurs especially on the leaves of the pale Indian Plantain (*Mesadenia atriplicifolia* L.) in the stems of which the larvæ live.

1032 (3200). *LANGURIA MOZARDI* Laf., Gen. Crust., III, 1807, 66.

Elongate, parallel. Head and thorax red; elytra bluish-black, shining; beneath red, the last two or three abdominal segments, tarsi, antennæ and apical half of femora, black. Head and thorax sparingly punctate. Elytra punctate as in *bicolor*. Length 5.5-8 mm. (Fig. 202.)

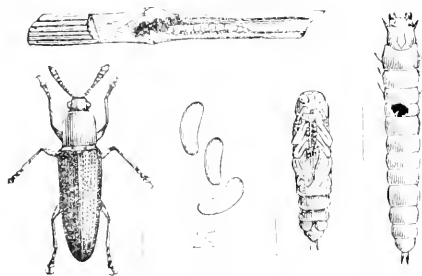


Fig. 202. *Languria mozardi*. a, egg; b, larva in clover stem; c, larva; d, pupa; e, adult. (After Comstock.)

Throughout the State; common. January 1-November 8. Mates in June

and may then be found especially on wild lettuce (*Lactuca*.) The larvæ, known as the "clover-stem borer," live in the stems of clover and often do much injury to that crop.

*L. discoidea* Lec., length 7-8 mm., is known from the southern States and may occur in southern Indiana.

1033 (3201). *LANGURIA ANGUSTATA* Beauv., Ins. d'Afr., 1805, 125.

Elongate, rather narrowed behind. Head, antennæ and elytra bluish-black, the latter narrowly reddish, near middle of sides; scutellum black; thorax reddish-yellow; beneath reddish-yellow, the last two abdominal segments, tarsi and tips of femora, black. Thorax sparingly and indistinctly punctate, the base strongly margined. Elytra punctate as in *bicolor*. Length 6-7.5 mm.

Marion, Orange and Posey counties; scarce. April 26-October 6. Taken from flowers of *Ranunculus* and goldenrod. The specimens at hand belong to the color variety *uhleri* Horn.

1031 (3204d). *LANGURIA TRIFASCIATA* Say, Journ. Phil. Acad. Nat. Sci., III, 1823, 462; *ibid.* I, 86.

Elongate; the elytra tapering to an obtuse point. Head, basal and apical thirds of elytra bluish-black; thorax, a broad median band of elytra and joints two to six inclusive of antennae, reddish-yellow; beneath as in *angustata*. Length 6-7.5 mm.

Throughout the State; frequent. March 16-May 29. Usually regarded as a variety of *angustata*, but in my opinion specifically distinct. Occurs especially on the foliage of the wild lettuce, *Lactuca canadensis* L., but often found on flowers of buttercup (*Ranunculus*).

1035 (3207). *LANGURIA LECONTEI* Crotch, Trans. Amer. Ent. Soc., IV, 1873, 351.

Elongate, parallel. Nearly uniform greenish-black; thorax reddish-yellow with a large greenish-black spot on center of disk. Head and thorax sparsely but distinctly punctate. Elytral punctures in rows, with a few finer ones on intervals. Length 10.5 mm.

Vigo County; rare. March 12. Described from Illinois.

1036 (3209). *LANGURIA GRACILIS* Newm., Ent. Mag., V, 1838, 390.

Resembles *lecontei*, but more narrow. Head, at least in part, red; greenish-black mark on thorax extended into a stripe reaching from base to apex. Varies with the thorax entirely greenish-black. Length 8.7-10 mm. (Fig. 203.)

Southern half of State; frequent. May 21-October 28. Occurs on ragweed (*Ambrosia*), fleabane (*Eriogonon*) and other low herbs from which it is taken by sweeping.



Fig. 203. 24.  
(After Wickham.)

#### Tribe II. EROTYLINI.

To this tribe, as defined in the key, belong the following genera from Indiana:

##### KEY TO INDIANA GENERA OF EROTYLINI.

- a. Tarsi distinctly 5-jointed. (Group *Dacnus*.)
  - b. Tarsi narrow, not dilated; size small, not over 3.5 mm.
    - c. Form oval, the sides curved; elytra unicolorous; antennae with 10th and 11th joints united. II. PNEOSOMA.
    - cc. Form oblong, the sides nearly parallel; elytra bicolorous; antennae distinctly 11-jointed. III. DACNI.
  - bb. Tarsi dilated, spongy beneath; size larger, 5-20 mm. IV. MEGALODACNI.
- aa. Tarsi apparently 4-jointed, the fourth joint very small, united with the fifth.

- d.* Last joint of palpi widely hatchet-shaped; thorax yellow with four black spots; length 7-8 mm. V. ISCHYRUS.  
*dd.* Last joint of palpi oval or slightly triangular; thorax yellow or black, rarely with two spots; length less than 6 mm.  
*e.* Middle area of mentum large, transverse. VI. MYCOTRETUS.  
*ee.* Middle area of mentum small, triangular. VII. TRITOMA.

## II. PLEOSOMA Woll. 1854.

This genus is represented in the eastern United States and Indiana by a single very small brown species.

1037 (3212). PLEOSOMA PUNCTATA Lec., Trans. Amer. Ent. Soc., V, 1875, 171.

Oval, rather strongly convex. Uniform dark chestnut-brown; antennæ and legs paler. Thorax twice as wide as long, finely and sparsely punctate. Elytra distinctly but rather sparsely and irregularly punctate, and narrowed to a rounded apex. Length 2-2.5 mm.

Southern two-thirds of State; common. Hibernates. April 9-December 3. Gregarious in winter and early spring beneath bark, especially that of elm and willow.

## III. DACNE Latr. 1796. (Gr., "bite or sting.")

This genus is represented in the United States by three small species, one of which occurs in Indiana.

1038 (3213). DACNE EMACULATA Say, Bost. Jour. Nat. Hist., I, 1835, 169; *ibid.* II, 615.

Oblong, parallel. Black; elytra each with a round reddish-yellow spot on humerus and another at apex; beneath piecous or dark reddish-brown, the antennæ, legs and clypeus paler. Head and thorax closely but sparsely punctate; elytra with numerous rows of fine punctures. Length 2.5-3.2 mm.

Throughout the State, frequent in the southern counties; less so northward. April 15-September 21. Occurs in fungi.

## IV. MEGALODACNE Crotch. 1873. (Gr., "large + bite.")

Here belong the largest species of the family, handsome black and yellow forms, having the fourth joint of tarsi smaller but distinct; last joint of palpi subcylindrical and the mentum triangular. Three species are known from the United States, all of which occur in Indiana.

### KEY TO INDIANA SPECIES OF MEGALODACNE.

- a.* Elytra without rows of punctures; length 18-21 mm. 1010. HEROS.  
*aa.* Elytra with rows of fine punctures.

*b.* Head and thorax nearly smooth; elytra with black crossbars; length 12-15 mm. 1039. *FASCIATA*.

*bb.* Head and thorax very coarsely and distinctly punctured; elytra each with four black spots; length less than 6 mm. 1041. *ULKEI*.

\*1039 (3216). *MEGALODACNE FASCIATA* Fab., Ent. Syst., 11, 1798, 511.

Oblong-ovate. Black, shining; elytra with two reddish crossbars, the basal one irregular in form and enclosing three black spots, one small round, near each humerus, the other large, quadrate behind the scutellum; the subapical bar narrower and interrupted at suture. Thorax short, transverse, very finely and obsoletely punctulate; sides straight, broadly margined; base with a punctured impression each side. Length 9-15 mm.

Throughout the State; common in fungi. February 14-September 21. Hibernates with the next in dry rotten wood beneath loose bark. Gregarious at all seasons but especially so in winter.

\*1040 (3217). *MEGALODACNE HEROS* Say, Journ. Phil. Acad. Nat. Sci., 11, 1823, 196; *ibid.*, 11, 125.

Resembles *fasciata* very closely in form and color but much larger. Thorax longer with narrower side margins and elytra without rows of punctures. Black spot at scutellum smaller and more nearly enclosed by the red basal crossbar. Length 18-21. (Fig. 204.)

Frequent throughout the State. February 3-December 10. Much less common than *fasciata* and seldom more than two or three found together.

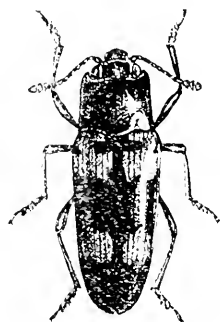


Fig. 204. ♀ 2. (Original.)

1041 (3218). *MEGALODACNE ULKEI* Crotch, Trans. Amer. Ent. Soc., IV, 1873, 353.

Elongate-oval, rather narrowed behind. Head and thorax black, shining; elytra brownish-red, each with four black spots, one near the humerus, two before the middle, and one, the largest, subapical; beneath black, the sides of abdomen reddish. Thorax coarsely and sparsely punctate, with a smooth space before the scutellum; elytra with rows of fine but distinct punctures. Front coxae widely separated, the prosternum forming a broad triangle with distinct margins. Length 5-5.5 mm.

A prettily marked species of southern range, taken only in Jackson, Crawford and Posey counties; scarce. April 12-June 7. Occurs in dense woods, especially on the fungus *Polyporus cuticularis*, which is usually found on beech or hickory logs.

#### V. *ESCHYRI* S. Lac., 1842. (Gr., "robust.")

One medium sized species, having the antennal club 3-jointed and the eyes coarsely granulate, represents this genus in Indiana.

1012 (3219). *ISCHYRUS QUADRIPUNCTATUS* Oliv., Enc. Meth. Ins., VI, 1808, 437.



Fig. 265. - 3  
(After Wickham.)

Ovate, subelongate, convex. Head black; thorax yellow, with four black dots in a row across the middle; elytra yellow, with a large common scutellar spot, a smaller one on humerus, a deeply dentate median band and an oblong spot on each at apex, black; beneath black, the sides of abdomen yellow. Head and thorax sparsely and coarsely punctate; elytra with rows of distinct punctures. Length 7.8 mm. (Fig. 205.)

Frequent throughout the State. January 21–December 8. Gregarious in winter, hibernating beneath bark and logs. In early spring often found at sap; in summer on fungi.

VI. *MYCOTRETUS* Lac. 1842. (Gr., "fungus + to perforate.")

Small oval, red or black insects, having the last joint of palpi oval, antennæ abruptly 3-jointed and eyes finely granulated. Two species are known from Indiana, while a third may occur.

KEY TO INDIANA SPECIES OF *MYCOTRETUS*.

- a.* Thorax black; elytra wholly or in great part dull red.
- b.* Elytra and scutellum wholly dull red. 1043. *SANGUINIPENNIS*.
- bb.* Elytra partly black; scutellum black. 1044. *PULCHRA*.
- aa.* Thorax reddish-yellow with two black spots; elytra wholly black. *DISSIMULATOR*.

1043 (3222). *MYCOTRETUS SANGUINIPENNIS* Say, Journ. Phil. Acad. Nat. Sci., IV, 1825, 89; *ibid.* II, 229.

Broadly ovate. Head and thorax black, shining; scutellum and elytra pale red; beneath black, abdomen red. Head and thorax finely and sparsely punctured, the latter more coarsely near base, which is sinuate each side. Elytral striae with deep, rather close punctures; intervals finely but distinctly punctate. Length 4–4.5 mm.

Frequent in southern half of State; less so in the northern counties. April 25–October 20. Occurs most commonly on fleshy fungi.

1044 (3223). *MYCOTRETUS PULCHRA* Say, Journ. Phil. Acad. Nat. Sci., V, 1826, 301; *ibid.* II, 345.

Ovate. Head, thorax and scutellum black; elytra red with the apical third obliquely black, the black space extending on side nearly to humerus. Surface punctate as in the preceding, but the punctures of elytral striae finer. Length 3.5 mm.

Marion, Vigo, Knox and Posey counties; frequent. April 9–June 19.

*M. dissimulator* Crotch, length 4.5 mm., was described from Illinois.

## VII. TRITOMA Fab. 1775. (Gr., "three + joint.")

Small oval or oblong species, black or red and black in color, having the antennal club 3- or 4-jointed, the last joint of maxillary palpi broadly dilated and the middle area of mentum small and triangular. Some of the species are to be found by hundreds in fungi during the summer and autumn, having resorted thereto to deposit their eggs, which hatch into maggot-like larvæ which feed upon the juices of the fungi. About 15 species are known from the United States, eight of which have been taken in Indiana, while two others may occur.

## KEY TO INDIANA SPECIES OF TRITOMA.

- a.* Elytra more or less red.  
*b.* Red of elytra limited to spots on humerus.  
*c.* Under side piceous-black, the apex of last segment alone pale. 1045. HUMERALIS.  
*cc.* Under side entirely pale. 1046. BIGUTTATA.  
*bb.* Elytra nearly entirely red or with broad central reddish-yellow band.  
*d.* Form oval; elytra red with outer margin black. 1047. MIMETICA.  
*dd.* Form oblong; elytra with broad central band of reddish-yellow. 1048. FESTIVA.  
*aa.* Elytra wholly black.  
*c.* Head and thorax of same color as elytra.  
*f.* Beneath piceous, the legs and palpi brownish-yellow. 1049. ANGULATA.  
*ff.* Beneath black, the tarsi and palpi piceous. 1050. UNICOLOR.  
*cc.* Head or thorax or both, paler than elytra.  
*g.* Head reddish-yellow, thorax and elytra concolorous. ERYTHROCEPHALA.  
*gg.* Head and thorax both yellow.  
*h.* Body beneath reddish-yellow.  
*i.* Antennæ entirely black; elytral intervals obsolete punctulate. MACRA.  
*ii.* Antennæ black, red at base; elytral intervals sparsely but distinctly punctate. 1051. THORACICA.  
*hh.* Body black beneath. 1052. FLAVICOLLIS.

1045 (3225). TRITOMA HUMERALIS Fab., Syst. Eleut., II, 1801, 571.

Broadly oval. Black; antennæ, legs and a subquadrate spot near the humerus of each elytron, reddish-yellow. Head and thorax distinctly and rather closely punctate. Elytra with rows of fine punctures, the intervals very obsolete punctulate. Length 3.4 mm. (Fig. 206.)

Southern half of State; frequent. Not yet taken in the northern counties. April 22 September 29.



Fig. 206. s. 41.  
After Wickham.

1016 (3226). *TRITOMA BIGUTATA* Say, Journ. Phil. Acad. Nat. Sci., IV, 1825, 89; *ibid.*, II, 229.

Resembles *humeralis*, but more narrowly oval. Entirely pale beneath and with the reddish-yellow spot of elytra larger, triangular, reaching nearly from scutellum to humerus. Elytra more deeply striate, the punctures of intervals more distinct, especially at base. Length 3.4 mm.

Lake, Vigo, Lawrence and Crawford counties; common locally on decaying *Agaricus*. Hibernates. March 9–December 25.

1017 (3227). *TRITOMA MEMBRICA* Crotch, Trans. Amer. Ent. Soc., IV, 1873, 355.

Rather broadly ovate. Head, thorax and club of antennæ black; elytra pale red, with the outer margins nearly to humeral angle and apex, black; beneath black, legs, sides of abdomen and sternum, reddish. Head and thorax finely but distinctly punctate. Elytra striate with rows of fine punctures; intervals rather thickly and finely punctulate. Length 4.43 mm.

Vigo, Marion and Posey counties; scarce. April 18–October 11. Resembles *Mycotractus pulchra* but readily distinguished by the larger size and red scutellum.

1018 (3231). *TRITOMA FESTIVA* Lac., Monog. des Erol., 1842, 208.

Elongate-oblong, subconvex. Black; thorax, scutellum and a broad median band on elytra reddish-yellow; antennæ black; beneath reddish-yellow. Head and thorax sparsely but distinctly punctured. Elytra with rows of rather deep punctures which do not extend onto the humeral region. Length 5.6 mm.

A handsome and well marked species of southern range, taken only in Marion, Vigo and Knox counties; scarce. April 18–December 10. Hibernates.

1019 (3230). *TRITOMA ANGULATA* Say, Journ. Phil. Acad. Nat. Sci., V, 1826, 300; *ibid.*, II, 345.

Rather narrowly ovate, convex. Head dark piceous-red; thorax and elytra uniform black; beneath piceous, the legs, antennæ and palpi brownish-yellow. Head and thorax finely and rather closely punctate. Elytra with rows of fine, close punctures; intervals finely and sparingly punctulate. Length 3.1 mm.

Vigo and Lawrence counties; scarce. Taken on decaying fleshy fungi (*Boletii*). July 2–July 29.

1050 (3231). *TRITOMA UNICOLOR* Say, *loc. cit.*

Broadly ovate. Entirely black, somewhat shining. Head closely, thorax more coarsely and deeply, punctate. Elytra with rows of distinct punctures which become finer toward the tips; intervals smooth. Length 4.5 mm.

Frequent throughout the State. March 7–October 9. Probably hibernates. Occurs beneath logs in early spring; in fleshy fungi in summer.



*T. erythrocephala* Lac., length 3.5-4 mm., is known from near Washington, D. C., Georgia and Missouri, while *T. macra* Lec., length 5.5 mm., has been recorded from Illinois and near Cincinnati, Ohio.

1051 (3236). *Tritoma thoracica* Say, Journ. Phil. Acad. Nat. Sci., IV, 1825, 89; *ibid.*, II, 229.

Oblong-oval. Head and thorax yellow; elytra and apical half of antennae black; beneath reddish-yellow. Head and thorax distinctly and closely punctate, the latter with the sides rounded and somewhat narrowed in front. Elytral striae scarcely impressed, finely punctured; intervals sparsely but distinctly punctate. Length 3.5-5 mm. (Fig. 207.)

Common on fleshy fungi and beneath bark, in southern half of State; less so in the northern counties. March 12-September 21.

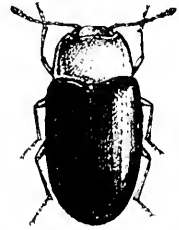


Fig. 207. 54  
(Original.)

1052 (3239). *Tritoma flavicollis* Lac., Monog. des Erytyl., 1842, 218.

Oblong-ovate. Head, thorax, antennae and legs yellow; antennal club, elytra and body beneath black. Head and thorax distinctly and rather closely punctate. Elytral striae finely, the intervals sparsely and obsolete, punctate. Length 3-4 mm.

Southern half of State, common; not noted in the northern counties. April 12-October 9.

## Family XIX. COLYDIDÆ.

### THE CYLINDRICAL BARK BEETLES.

This family includes a limited number of small beetles of an elongate or cylindrical form, which live beneath the bark of trees, in fungi or in the ground. They are closely allied to the Ctenicidae and by Casey have been included as one of nine subfamilies of that family.\*

From their near allies they may be known by the following combination of characters: antennae 10- or 11-jointed, rarely 8-jointed, inserted under the margin of the front, sometimes gradually thickened, but usually terminated by a small one- or two-jointed club; elytra entire, always covering the abdomen; front coxal cavities either open or closed behind, the coxæ small, globular; hind coxæ transverse, not prominent; abdomen with five ventral segments, the first three or four grown together; legs short, tibiae not dilated; tarsi four-jointed, claws simple. The small globular front and middle coxæ, the four-jointed tarsi and the entire elytra, form a trio of characters which readily distinguish the group.

\*Ann. N. Y. Acad. Sci., V, 1890, 196.

In habits the Colydiida are in part carnivorous, as the larvæ of certain genera are known to feed upon those of other small, wood-boring forms. About 600 species are known, 70 of which are from North America. These are divided among numerous tribes and genera, many of the latter containing but a single species. The only paper which treats of the family as a whole is by

*Horn*,—"Synopsis of the Colydiida of the U. S.," in *Proc. Amer. Phil. Soc.*, XVII, 1878, 555-592.

Other short papers by Casey on isolated species have appeared in the *Annals of the N. Y. Academy of Science*. Fourteen species of the family, distributed among 11 genera, have been taken in Indiana. Several other genera are doubtless represented in the State, and are included in the generic keys which follow:

KEY TO INDIANA TRIBES OF COLYDIIDÆ.

- a*. Antennæ inserted under a distinct frontal ridge; front coxæ distant from the mesosternum.
- b*. Last joint of palpi not needle-shaped.
- c*. Front coxæ slightly separated.
- d*. First joint of tarsi short; form elongate or oval.
- Tribe I. SYNCHITINI, p. 550.
- dd*. First joint of tarsi longer than the second; form cylindrical.
- Tribe II. COLYDINI, p. 553.
- cc*. Front coxæ widely separated; form elongate, subdepressed.
- c*. Antennæ arising under a frontal margin; first ventral segment not elongate; trochanters free.
- Tribe III. PYCNOMERINI, p. 555.
- cc*. Antennæ free at base; first ventral segment elongate; trochanters closely united to the femora.
- Tribe IV. BOLLETRIDERINI, p. 556.
- bb*. Last joint of palpi needle-shaped; antennæ free at base; form short, oval, depressed.
- Tribe V. CERYLONINI, p. 557.
- aa*. Antennæ inserted on the front; front coxæ inclosed behind by the mesosternum.
- Tribe VI. MURMIDINI, p. 557.

Tribe I. SYNCHITINI.

Elongate or oval species having the surface often ribbed and more or less bristly; tarsi short, the first three joints subequal and together not longer than fourth. The following genera are known to be or should be represented in Indiana.

KEY TO INDIANA GENERA OF SYNCHITINI.

- a*. Front coxal cavities open behind.
- b*. Antennæ 10-jointed, club solid.
- c*. Head beneath without antennal grooves.
- I. SYNCHITA

- cc.* Head with distinct grooves. II. EUCICONES.  
*bb.* Antennae 11-jointed, club 2-jointed.  
*d.* Head without antennal grooves. III. DYTOMA.  
*dd.* Head with distinct antennal grooves; tibiae with terminal spurs. EUCESMA.  
*aa.* Front coxal cavities closed behind.  
*d.* Antennae with a two-jointed club; tibiae without spurs. IV. COXIFUS.  
*cc.* Antennae with a 3-jointed club; tibiae with small spurs. LASCOXOFUS.

I. *SYNCHITA* Hellw., 1792. (Gr., "together—skin or cover.")

Antennae 10-jointed, terminating in an abruptly larger club joint, which is smooth at base and pubescent at tip; first three joints of tarsi very short, together but little longer than half the fourth. Of the seven known species, two have been taken in Indiana, while two others should occur.

KEY TO INDIANA SPECIES OF *SYNCHITA*.

- a.* Elytra with fine costae; thorax with an elevated line each side. LATICOLLIS.  
*aa.* Elytra not costate.  
*b.* Elytra variegated with paler markings. 1053. PARVULA.  
*bb.* Elytra unicolorous.  
*c.* Thorax with a line subapical impressed line, its disk finely granulate; length 2.5 mm. FULIGINOSA.  
*cc.* Thorax without impressed line, its disk coarsely granulate; length 4 mm. 1054. GRANULATA.

*S. laticollis* Lec., piceous, elytra with humeri and a spot near apex reddish, length 2 mm., is a southern form which has been recorded from Cincinnati.

1053 (3247). *SYNCHITA PARVULA* Guer., Leon. Regn. Ins., 1830, 189.

Oblong, subdepressed. Piceous brown; elytra variegated with paler crossbars. Thorax wider than long, sides feebly curved, margin finely serrulate, base slightly wider than apex, surface granulate. Elytra with rows of rather small, close-set punctures; intervals granulate. Length 2-2.5 mm.

Marion County; rare. December 8. Taken from dry fungi on a dead beech tree.

*S. fuliginosa* Melsh., rusty red-brown, antennae, under surface and legs paler, is also known from near Cincinnati.

1054 (3249). *SYNCHITA GRANULATA* Say, Journ. Phil. Acad. Nat. Sci., V, 1826, 266; *ibid.*, II, 326.

Oblong, parallel, moderately convex. Uniform dull reddish-brown, subopaque. Third joint of antennae as long as the three following together. Thorax wider than long, sides feebly curved, margin distinctly serrate, base

slightly narrower than apex. Elytra coarsely granulate with traces of striae between the rows of granules; sparsely pubescent on the sides. Length 4 mm.

Posey County; rare. April 12. Taken beneath bark of honey locust. Occurs from Missouri to Pennsylvania and Georgia.

#### II. *EUCICONES* Sharp. 1894. (Gr., "beautiful" [Cicones].)

Differs from *Synchila* only in possessing distinct, deep antennal grooves along the lower margins of the eyes. One species is known from the State.

1055 (3251). *EUCICONES MARGINALIS* Melsh., Proc. Phil. Acad. Nat. Sci., 11, 1844, 112.

Oblong-oval, depressed. Piceous, opaque; antennae, legs and margin of thorax reddish-brown; elytra each with three or four small spots and a narrow undulate crossbar at apical third, also reddish-brown. Thorax more than twice as wide as long, sides curved; margins wide and flat, edges finely serrate; disk granulate and finely pubescent. Elytra with indistinct rows of punctures; intervals flat, with two irregular rows of punctures, each puncture bearing a short, semi-erect bristly hair. Length 2.5-3.5 mm.

Marion and Monroe counties; scarce. March 23-June 9. Taken from beneath the bark of old maple and beech stumps.

#### III. *DITOMA* Ill. 1807. (Gr., "two-joint.")

Oblong flattened beetles having the antennae 11-jointed, inserted under the margin of the front, the last two joints forming an abrupt club. Eyes rather large and convex, coarsely granulated. One of the six known North American species has been taken in Indiana, while another is herewith described for the first time.

1056 (3251). *DITOMA QUADRIGUTTATA* Say, Journ. Phil. Acad. Nat. Sci., V, 1826, 266; *ibid.*, 11, 326.

Oblong elongate, depressed. Blackish-brown, subopaque; elytra each with three dull reddish spots; one oblique, elongate, extending from humerus to suture, a round one behind middle and a smaller subsutural one near apex; antennae and legs reddish-brown. Thorax broader than long, sides nearly straight, disk finely granulate and with four elevated lines, each curved inwards in front, the two median ones united, forming an arch. Elytra slightly wider than thorax, each with four discal ridges, the broader intervals with two rows of coarse punctures. Length 2.5-3 mm.

Throughout the State; frequent. April 9-June 5. Occurs beneath bark and logs.

1057 (3251). *DITOMA GRANULATA* sp. nov.

Elongate oblong, subdepressed. Uniform piceous brown; antennae and margins of thorax reddish-brown. Ninth joint of antennae not wider than

eighth. Thorax one third broader than long, sides feebly curved, front angles prominent, hind ones rounded; margins flattened, finely crenate; disk coarsely and roughly granulate and with four raised lines, the outer one on each side curving around the apex, the inner ones joined to the curve but not to each other, the interval between them wider than in *quadriguttata*. Elytra not wider than thorax, each with four discal ridges, intervals not punctate but each with two or three rows of small oblong granules. Length 3.1 mm.

Marion County; rare. May 29. Described from a single specimen taken by H. Morrison from beneath bark. Broader than *quadriguttata*, elytra not marked with red as there, and with the intervals granulate instead of coarsely punctured.

*D. quadri-ollis* Horn, narrower than *quadriguttata*, dark brown, length 2.5 mm., is listed by Dury from Cincinnati.

*Eudoesma undulata* Melsh., elongate, subcylindrical, picaceous, length 5 mm., has also been taken by Dury, who found them running up and down and burrowing in the bark of a buckeye log.

#### IV. COXELUS Latr. 1829. (L. "coxa.")

Antennae as in *Ditoma* but received in grooves beneath the eyes; front coxal cavities closed behind. One species occurs in Indiana.

\*1058 (3261). COXELUS GUTTULATUS Lec., New Spec. N. Amer. Col., 1863, 65.

Elongate-oblong, subconvex. Picaceous-black; antennae, legs and margins of thorax and elytra dull reddish-brown. Thorax twice as wide as long, apex deeply emarginate, front angles prominent; sides broadly curved; margins wide and flat, edges finely serrulate; surface coarsely granulate. Elytra with rows of coarse granules, and each also with spots of coarse gray pubescence forming an interrupted sinuous band near middle and another subapical. Length 4.5 mm.

Southern half of State; frequent. February 10–November 19. Occurs on dry fungi and beneath close fitting bark of beech, maple and other trees.

*Lasconotus borealis* Horn, thorax wider than long, elytra equally costate, picaceous, length 2.5–3 mm., is known from Michigan, while *L. pusillus* Lec., thorax longer than wide, elytra broadly channeled, fifth interval strongly elevated, color and size the same, has been recorded from Cincinnati.

#### Tribe II. COLYDIINI.

Elongate, cylindrical beetles having the head horizontal; antennae capitate, retractile; front coxal cavities narrowly closed behind; first joint of tarsi as long or longer than the next two together, the three longer than the fourth. They occur beneath bark. Two genera are represented in the State.

## KEY TO INDIANA GENERA OF COLYDINI.

- a.* Front tibiæ finely denticulate at outer apical angle; form rather robust.  
V. AULONIUM.
- aa.* Front tibiæ with outer apical angle prolonged; form very slender.  
VI. COLYDIUM.

## V. AULONIUM Erichs. 1832. (Gr., "pipe or channel.")

Antennæ 11-jointed, the last three joints forming a rather loose club; inserted in front of the eyes, which are emarginate in front by the sides of the clypeus; hind coxæ separated by a triangular, acute abdominal process. Two of the four known species occur in Indiana.

1059 (3272). AULONIUM PARALLELOPIPEDUM Say, Journ. Phil. Acad. Nat. Sci., V, 1826, 263; *ibid.* 11, 324.

Elongate, subcylindrical. Piceous-black, rather shining; legs and antennæ reddish-brown. Head with two, often indistinct, tubercles on vertex. Thorax quadrate, the disk with a raised line on each side which curves and unites on front margin, and two obtuse tubercles in front of middle; sides feebly curved, surface finely punctate; hind angles rectangular. Elytra slightly wider than thorax, with rows of rather fine, close set punctures. Length 4.5-6 mm.

Southern half of State; frequent. Not yet noted in northern counties. Probably hibernates. March 17–November 22. Occurs beneath bark.

1060 (3274). AULONIUM TUBERCULATUM Lec., New Spec. N. Am. Col., 1863, 67.

Elongate, subcylindrical. Reddish-brown, rather shining, the apical half of elytra piceous. Thorax longer than wide, sides nearly straight, hind angles obtuse; disk with two raised lines on each side, one of which is near the margin, surface finely and sparsely punctate, the male with two tubercles near front margin. Elytra not wider than thorax, the rows of punctures very fine. Length 5.5 mm.

Lake County; rare. June 6–October 13. Known from the State by two specimens taken from beneath the bark of the northern scrub pine, *Pinus divaricata* Ait.

## VI. COLYDIUM Fab. 1792. (Gr., "sheath.")

This genus is represented in the United States and Indiana by the single species:

1061 (3276). *COLYBIUM LINDOLA* Say, Journ. Phil. Acad. Nat. Sci., V, 1826, 261; *ibid.*, II, 321.

Elongate, cylindrical, slender. Piceous black, moderately shining, legs and antennae paler. Thorax much longer than wide, the disk with a deep impressed line at center and another abbreviated one on each side, surface rather coarsely punctured. Elytra not wider than thorax, each alternate interval finely ribbed, the interspaces with two rows of punctures. Length 4.65 mm. (Fig. 298.)



Fig. 298. - 63.  
(Original.)

Throughout the State; frequent. April 9 October 23. Occurs especially beneath bark of linden and locust logs.

### Tribe III PYCNOMERINI.

Elongate, somewhat flattened species, covered with coarse punctures and having the elytra marked with rows of very large punctures; hind coxae small, oval, widely separated; first joint of tarsi longer than either of the next two, the third longer than fourth. Two genera are known.

#### KEY TO GENERA OF PYCNOMERINI.

- a.* Antennae 11-jointed, the club 2-jointed. VII. PENTHELISPA.  
*aa.* Antennae 10-jointed, the club composed of a single joint. VIII. PYCNOMERUS.

### VII. PENTHELISPA Pasc. 1861. (Gr., "sorrow smooth.")

Two species belong here, both of which may occur in the State.

#### KEY TO SPECIES OF PENTHELISPA.

- a.* Thorax slightly wider than long, not narrowed behind; hind angles prominent. HEMATODES.  
*aa.* Thorax longer than wide, slightly narrowed behind; hind angles not prominent. 1062. REFLEXA.

*P. hematodes* Fab., brownish, shining, length 3.5 mm., is said to occur rarely from Pennsylvania to Texas.

1062 (3285). *PENTHELISPA REFLEXA* Say, Journ. Phil. Acad. Nat. Sci., V, 1826, 262; *ibid.*, II, 322.

Elongate, subdepressed. Dark reddish-brown, shining. Antennae stout, shorter than thorax, the latter with disk deeply and coarsely punctured. Elytra slightly wider than thorax, disk flattened, deeply and broadly striate, the striae coarsely and closely punctured; intervals very narrow. Length 4.5 mm.

Marion, Perry and Posey counties; scarce. May 13 November 28. Occurs on trunks of dead locust.

## VIII. PYCNOMERUS Erichs. 1832. (Gr., "close joint.")

In this genus the eleventh joint of the antennæ is closely united to the tenth, so that the club is solid and apparently one-jointed. It is represented in the United States by the single species:

1063 (3286). PYCNOMERUS SULCICOLLIS Lec., N. Spec. N. Amer. Col., 1863, 69.

Elongate, subconvex. Dark reddish or chestnut-brown, shining. Thorax slightly longer than wide, base very little narrower than apex, disk with two broad grooves at middle which do not reach the apex or base, margin slightly reflexed, surface sparsely punctate. Elytra slightly wider than thorax, the striae with coarse, deep, elongate punctures. Length 5-5.5 mm.

Putnam County; scarce. June 29.

## Tribe IV. BOTHRIDERINI.

Somewhat flattened, oblong or elongate beetles, having the antennæ short, 11-jointed, received in oblique antennal grooves, club 2-jointed; all the coxæ widely separated; first ventral segment elongate; first joint of tarsi longer than either the second or third. Both genera are probably represented in the State.

## KEY TO GENERA OF BOTHRIDERINI.

- a.* Head horizontal or nearly so; front coxæ very narrowly enclosed behind; outer apical angle of tibiæ not prolonged. IX. BOTHRIDERES.  
*aa.* Head deflexed; front coxæ very distinctly closed; outer apical angle of tibiæ prolonged. EROTYLATHRIS.

## IX. BOTHRIDERES Erichs. 1832. (Gr., "a small trench + neck.")

One of the two known species occurs in Indiana.

\*1061 (3287). BOTHRIDERES GEMINATUS Say, Journ. Phil. Acad. Nat. Sci., V, 1826, 262; *ibid.* 11, 323.

Oblong, subdepressed. Dark reddish or chestnut-brown, moderately shining, sparsely pubescent. Thorax longer than wide, narrowed behind, apex feebly emarginate; sides slightly curved with a small tubercle on middle of margin; disk vaguely concave, coarsely and rather densely punctured. Elytra slightly broader than thorax, striate, the striae finely punctured; intervals alternately wider with a single row of punctures, the narrower ones smooth. Length 3-1.5 mm.

Southern half of State; frequent. February 25–November 24. Occurs beneath bark, usually that of living hickory, maple and other trees.

*Erotylathris caratus* Melsh., oblong, black, opaque, length 4-6.5 mm., is a southern form which has been taken at Cincinnati. Dury finds it beneath the bark of dead elm.



## Tribe V. CERYLONINI.

Small oblong or oval flattened beetles having the last joint of palpi small and pointed, next to last thick, oval; middle and hind coxæ widely separated; first ventral segment as long as the three following; first three joints of tarsi short, together shorter than fourth. Two genera are represented in Indiana, each by a single species.

## KEY TO GENERA OF CERYLONINI.

- a.* Antennæ 10-jointed, club composed of a single joint; front coxal cavities closed behind; tibiæ with small terminal spurs. X. CERYLON.  
*aa.* Antennæ 11-jointed, club 2-jointed; front coxal cavities open behind; tibiæ without terminal spurs. XI. PHILOTHERMUS.

## X. CERYLON Latr. 1802. (Gr., the name of a bird.)

Head small, deeply inserted; front coxæ widely separated, prosternum broad.

- \*1065 (3290). CERYLON CASTANEUM Say, Journ. Phil. Acad. Nat. Sci., V, 1826, 259; *ibid.* II, 321.

Oblong-elongate, depressed. Dark reddish or chestnut-brown, shining. Thorax nearly square, hind angles rectangular, disk with a slight impression on each side at base, rather coarsely but not densely punctured. Elytra scarcely wider than thorax, surface striate, the striae punctured. Length 2-3 mm.

Frequent in the southern half of State; less so in the northern counties. March 25-December 28. Occurs in winter on the under side of deeply buried logs, and also then and at other seasons beneath bark of elm and other trees.

## XI. PHILOTHERMUS Aubé, 1838. (Gr., "love heat.")

- \*1066 (3291). PHILOTHERMUS GLABRICOLLIS Lec., N. Spec. N. Amer. Col., 1863, 69.

Elongate-oval, subdepressed. Dark reddish or chestnut-brown, shining. Thorax broader than long, broadest at base; sides regularly curved from apex to base, margin distinctly reflexed; disk sparsely and finely punctate. Elytra not wider than thorax, with rows of rather coarse punctures which are less distinct toward apex. Length 2-3 mm.

Throughout the State; common. March 12-December 25. Occurs beneath bark and rarely beneath stones.

## Tribe VI. MERMIDINI.

The principal distinctive characters of this tribe, in addition to those given in the key, are the very small oval body, the 10-jointed

antennæ, usually received in a cavity at the apical angle of the thorax, and the widely separated coxæ. Five genera are recognized by Casey.\* While no member of the tribe has as yet been noted from Indiana, two of the genera, each of which contains a single species, may be represented in the State.

KEY TO INDIANA GENERA OF MURMIDIINI.

*a.* Antennal cavities visible from above; prosternal lobe large, completely concealing the labrum and mouth parts in repose; legs strongly retractile. MURMIDIUS.

*aa.* Antennal cavities visible in front, but not from above; prosternal lobe truncate, not concealing the mouth parts; legs free. MYCHOCERUS.

*Murmidius ovalis* Beck., brownish, shining, elytra with rows of distant punctures, length 1.3 mm., is widely dispersed by commerce.

*Mychocerus depressus* Lec., reddish-brown, depressed, length 1 mm., is a rare southern species which has been taken near Cincinnati.

Family XX. RHYSSODIDÆ.

THE WRINKLED BARK BEETLES.

This family comprises only four North American species, two from each side of the continent. The name of the family is founded upon that of the typical genus *Rhyssodes*, meaning "wrinkled-form," and doubtless refers to the deep grooves of head and thorax. They are narrow, elongate, somewhat flattened brown beetles having the head strongly constricted behind into a neck, and furrowed by two deep grooves; antennæ composed of 11 nearly equal rounded joints (Fig. 4, No. 12), inserted under the frontal margin; thorax long, deeply grooved; scutellum wanting; elytra rounded at tip, covering the abdomen; front coxal cavities widely separated, closed behind; abdomen with six ventral segments, the first broadly triangular, widely separating the coxæ; legs short, the front tibiæ terminated by two hooks; tarsi 5-jointed, very slightly pubescent beneath.

The principal paper treating of the family is the following:

*LeConte*, "Notes on the Rhyssodidæ of the U. S.," in *Trans. Amer. Ent. Soc.*, V, 1875, 162-168.

The two species of the Atlantic slope both occur in Indiana, living under bark of decaying logs. They belong to different genera, separated as follows:

\*Ann. N. Y. Acad. Sci., VIII, 1895, 451.

## KEY TO GENERA OF RHYSOSIDÆ.

- a.* Elytra not grooved, but with distinct rows of punctures. I. RHYSOSIDÆ.  
*aa.* Elytra deeply grooved, without punctures. II. CLINDIUM.

## I. RHYSOSIDÆ Dalman, 1825. (Gr., "wrinkled form.")

In this genus the thorax has three deep, entire grooves and one finer line on each side. The eyes are rounded, distinctly granulated and situated on the sides of the head; the middle and hind tibiae have one terminal spur.

\*1067 (3295). RHYSOSIDÆ AMERICANUS Lap., Silberm. Rev., IV, 1836, 58.

Elongate, narrow. Uniform dark reddish brown, shining. Thorax one-half longer than wide, broadly rounded on the sides; furrows very deep, the two outer ones dilated behind. Elytral striae composed of large punctures, the inner ones rather deeply impressed. Front femora of male armed with a distinct tooth. Length 6-7.5 mm. (Fig. 209.)



Fig. 209.  $\times 41$ .  
(Original.)

Frequent throughout the southern half of the State; less so in the northern counties. April 14–December 18. Both this species and the next hibernate singly or in small colonies beneath the close fitting bark of beech, oak and elm logs, rarely beneath mullein leaves. One of these colonies containing 18 specimens was noted on November 28, beneath the bark of an elm log. This is the species usually called *caruleus* Serv., which name was preoccupied.

## II. CLINDIUM Kirby, 1829. (Gr., "a slope little.")

In addition to the deeply grooved elytra devoid of punctures, this genus may be known by the thorax having one entire dorsal line, two short, deep basal impressions and a double line on each side; eyes narrow, scarcely granulated, confined to the upper side of the head; middle and hind tibiae, with two terminal spurs.

\*1068 (3297). CLINDIUM SCULPTILE Newm., Nat. Hist., 1838, 666.

Form and color as in *R. americanus*. Thorax oblong, nearly twice as long as wide, sides broadly rounded. Elytra with the intervals narrower than the deep intervening grooves. Front thighs of male distinctly toothed. Length 5.5-7.5 mm.

Throughout the State; frequent. February 21–November 8. Mating on April 9.

## Family XXI. CUCUJIDÆ.

## THE FLAT BARK BEETLES.

The Cucujidæ constitute a small family of very depressed elongate beetles. As Mr. Dury has well said: "The members of the family are striking examples of forms modified for an existence under the loose, close-lying bark of trees, enabling them to squeeze into crevices, where they find food for their larvæ, and which the eternally vigilant ant cannot penetrate." The name "Cuenjus" is of South American origin, and its meaning is not certain. It is said to be applied by the natives to a luminous snapping beetle (*Elatér noctilucus* L.) of Brazil and adjoining countries.

From allied families the Cucujidæ may be distinguished by having the antennæ 11-jointed, inserted at the margin of the front, sometimes long and slender, sometimes with the outer joints slightly enlarged; scutellum distinct; elytra rounded at tip and covering the abdomen, usually flat and strongly margined; front coxal cavities widely separated, usually closed behind, though open in some subfamilies, the coxæ rounded or subglobular, not prominent; middle coxæ small, subtriangular, not prominent; hind coxæ nearly contiguous, transverse; abdomen with five free ventral segments, equal in length; legs rather short, femora large; tibiae slender, terminated by two spurs.

The larvæ of the Cucujidæ, as far as known, are flattened grubs with distinct antennæ and several simple eyes, the terminal segment ending in hooks or tubercles. Like the mature beetles they live under bark, and some of them are carnivorous, feeding upon mites, podurids and small larvæ of wood-boring beetles, so that in general they may be regarded as beneficial. However, two of the beetles, *Silvanus surinamensis*, and *Cathartus advena*, infest stored grain, dried fruits and other stores, and are therefore often quite injurious.

The principal literature treating of the North American forms is as follows:

*LeConte*. "Revision of the Cucujidæ of the United States,"  
*in Proc. Phil. Acad. Nat. Sci.*, VII, 1854, 73-79.

*Casey*. "Revision of the Cucujidæ of America North of  
Mexico," *in Trans. Amer. Ent. Soc.*, XI, 1884, 69-112.

*Wickham*. "The Cucujidæ of Ontario and Quebec," *in Can.  
Ent.*, XXVII, 1895, 25-29.

Almost 400 species of the family are known, about 60 of which, distributed among 17 genera, are from the United States. These are divided among five subfamilies, four of which are represented in Indiana.

## KEY TO INDIANA SUBFAMILIES OF CUCULIDÆ.

- a.* Front coxal cavities closed behind.  
*b.* Tarsi not lobed beneath, the fourth joint small; antennæ with distinct club, their third joint never longer, usually shorter than the second. Subfamily I. SILVANINÆ, p. 561.  
*bb.* Tarsi with the third joint lobed beneath; fourth tarsal joint very small; antennæ long and slender, filiform; last joint of maxillary palpi in our species large, hatchet-shaped. Subfamily IV. TELEPHANINÆ, p. 563.  
*aa.* Front coxal cavities open behind; antennæ usually without club; the third joint longer than second (except in some *Lamophthorus*).  
*c.* Maxillæ concealed by horny plates which extend out from the sides of the mouth; thorax as long or longer than broad. Subfamily II. PASSANDRINÆ, p. 564.  
*cc.* Maxillæ not concealed. Subfamily III. CUCULINÆ, p. 565.

## Subfamily I. SILVANINÆ.

Elongate, depressed brownish forms, less than 5 mm. in length, having the tarsi 5-jointed in both sexes; the maxillæ exposed. Three genera occur in the State.

## KEY TO INDIANA GENERA OF SILVANINÆ.

- a.* Club of antennæ formed by abrupt enlargement of last three joints; form very slender; length less than 3 mm.  
*b.* The three joints of the club subequal. I. SILVANUS.  
*bb.* The middle joint of the club slightly larger than either of the other two. II. CATHARTUS.  
*aa.* Club formed by gradual enlargement of the joints; form broader; length 3.5-5 mm. III. NAUSICUS.

I. SILVANUS Lat., 1807. (L., "pertaining to a wood or forest.")

Small oblong or elongated species having the head subquadrate, last joint of palpi obconical; antennæ with joints one and two larger, three to seven smaller, subequal; eighth smallest; nine to eleven forming an abrupt loose club. Elytra with large round punctures arranged in rows. They occur beneath bark, more especially that of oak, elm or poplar, or in grain. Four species are known from the State.

## KEY TO INDIANA SPECIES OF SILVANUS.

- a.* Thorax suboval, its sides each with six teeth. 1069. SURINAMENSIS.  
*aa.* Thorax elongate, the sides not toothed.  
*b.* Thorax strongly narrowed behind, the sides more or less sinuate;  
 head with a small tooth behind each eye.  
*c.* Thorax with a sharp divergent tooth at each front angle; elytra  
 very opaque, strongly punctured. 1070. BIDENTATUS.  
*cc.* Thorax with teeth less developed; elytra somewhat shining, less  
 densely punctured. 1071. PLANATUS.  
*bb.* Thorax very feebly narrowed behind, the sides nearly straight; head  
 without a tooth behind the eye. 1072. IMBELLIS.

\*1069 (3299). SILVANUS SURINAMENSIS L., Syst. Nat., II, 1767, 565.



Fig. 210. (After Chât-tenden. Far. Bull. 45, U. S. Dep. Agr.)

Elongate, depressed. Dark chestnut brown clothed with lighter pubescence. Antennae slightly longer than thorax. Thorax longer than wide, the disk with three raised lines; sides evenly curved and provided with six distinct teeth. Elytra each with four costae, the intervals granulate-punctate. Length 2.5 mm. (Fig. 210.)

Marion and Vigo counties; common. Probably throughout the State, as it has been carried by commerce all over the globe. On account of damage done to stored grain, corn in particular, it is known as the "corn silvanus." It also feeds on dried fruits. By closing the bin or fruit receptacle airtight, or as nearly so as possible, and pouring in bisulphide of carbon, a gill for each bushel capacity, and allowing it to evaporate for twenty-four hours, both beetles and larvæ will be killed without leaving any odor or flavor behind. Hibernates as imago. April 25–December 28.

1070 (3300). SILVANUS BIDENTATUS Fab., Syst. El., I, 1801, 317.

Elongate, subdepressed. Dark reddish-brown, very opaque, densely punctured. Front angles of thorax sharply toothed the disk somewhat convex and with traces of the raised lines seen in *surinamensis*. Length 2.7 mm.

Marion, Putnam, Jackson, Lawrence and Crawford counties; frequent. March 20–June 12. Taken beneath bark and by sifting.

1071 (3301). SILVANUS PLANATUS Germ., Ins. Spec. Nov., 1824, 466.

Elongate, depressed. Dark chestnut brown, less densely punctured. Thorax broader than in *bidentatus*; sides parallel from apex to middle, thence distinctly converging. Length 2.2–2.7 mm.

Throughout the State; common. April 16–November 30. It is possible that this is the female of *bidentatus*. They often occur in company and Linell stated (Entom. Amer., III, 171), that he had taken the two *in coitu*.

1072 (3302). *SILVANUS IMBELLIS* Lec., Proc. Phil. Acad. Nat. Sci., VII, 1851, 77.

Elongate, rather narrow, depressed. Dark reddish-brown, subopaque, very deeply and densely punctured. Thorax slightly longer than wide, the teeth of front angles but slightly developed; disk finely and densely punctate; hind angles obtuse. Length 2.5 mm.

Throughout the State; frequent. February 4–November 8. Occurs in damp localities, often beneath the bark of sycamore.

## II. CATHARTUS Reiche, 1854. (Gr., "to cleanse.")

Small brown forms very close to *Silvanus* but having the middle club joint larger than either of the others; thorax broader than long except in *quadricollis*. Two species have been taken in the State, while two others may occur.

### KEY TO INDIANA SPECIES OF CATHARTUS.

- a.* Thorax either subquadrate or longer than wide, its sides nearly straight; body very feebly punctate. (Fig. 211.) QUADRICOLLIS.
- aa.* Thorax broader than long.
- b.* Front angles of thorax each with a distinct tooth.
- c.* Second and third joints of antennae subequal; head and thorax minutely and densely punctate; form broader and more convex. 1073. ADVENA.
- cc.* Second joint of antennae distinctly longer and stouter than third; head and thorax densely granulate-punctate; form more slender. 1074. LONGULUS.
- bb.* Front angles of thorax not toothed. RECTUS.

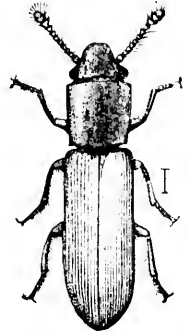


Fig. 211. (After Chittenden, Far. Bull. No. 45.)

*C. quadricollis* Guer., elongate, slender, pale reddish-brown, shining, length 2.4–3 mm., is known from Pennsylvania and Georgia.

1073 (3305). *CATHARTUS ADVENA* Wähl., Sibb. Rev. Ent., II, 256.

Oblong, subconvex. Rather pale chestnut brown, shining, finely pubescent. Thorax quadrate, one-third broader than long, sides feebly curved, front angles with minute blunt teeth, hind ones rectangular. Elytra with rows of rather coarse punctures. Length 1.7–2 mm. (Fig. 212.)




Fig. 212. — 20. (After Forbes.)

Southern half of State; frequent. January 24–November 12. Probably occurs throughout the State, as it feeds on various articles of commerce, especially damp flour, meal, rice, figs, beans, apples, etc. If these articles be stored in a clean, dry, well-ventilated place the damage will not be serious.

1071 (3304). *CATHARTUS LONGULUS* sp. nov.

Elongate, slender, subdepressed. Head and thorax dark reddish-brown, subopaque; elytra, antennæ and legs paler brown, more shining. Antennæ slender, longer than head and thorax, joints 3-8 subequal, ninth two-thirds the width of tenth. Thorax slightly wider than long; sides almost straight, the margins flattened; front angles with an obtuse tooth, hind ones acute; disk with dense elongate granules. Elytra scarcely wider at base than thorax, with rows of rather fine, close-set punctures. Length 2 mm.

Starke County; rare. June 16. Sifted from borders of sphagnum marsh.

*C. rectus* Lec., pale chestnut-brown, length 2 mm., is known from Pennsylvania, Illinois and southward.

III. *NAUSIBIUS* Redt., 1858. (L., "disgust-life.")

Broader and more depressed than in *Silvanus*, the elytra costate and covering the entire abdomen. One species is known from the State.

1075 (3308). *NAUSIBIUS CLAVICORNIS* Kug., Schneider's Magaz., 1, 1794, 511.

Elongate, depressed. Dark chestnut brown, deeply and densely punctured. Antennæ robust, rather short, placed on the front angles of the head in front of eyes. Thorax quadrate, disk with two indentations behind the middle; sides with six obtuse teeth. Elytra each with four slightly elevated lines. Length 3.5-4.5 mm.

Vigo County; rare. September 17. Two specimens were taken with a dozen other species at sap beneath the bark of a soft maple tree. LeConte states that it occurs usually in rice, sugar and other articles of commerce throughout the United States. Listed as *N. dentatus* Marsh.

Subfamily II. *PASSANDRINÆ*.

Elongate, slender, depressed or subcylindrical species, having the tarsi 5-jointed in both sexes; elytra covering the entire abdomen; head quadrate; eyes coarsely granulated. One of the three genera is represented in the State.

IV. *CATOGEXUS* Westw., 1835. (Gr., "inferior + chin.")

This genus is represented by a single species of wide distribution which is very variable in size. It has robust, bead-like antennæ, joints one to ten subglobular, first largest, second smallest; the last joint compressed and carinate.

\*1076 (3310). *CATOGEXUS RUFUS* Fab., Ent. Syst. Emend., 1798, 123.

Elongate, depressed. Dark reddish or chestnut brown. Head with a transverse groove behind the eyes. Thorax narrowed behind, distinctly



punctured but with a faint smooth median line on basal half. Elytra deeply striate, not punctate. Eyes almost invisible from above. Length 5-11.5 mm.

Throughout the State; common. February 2-October 13. Hibernates in numbers beneath bark, especially that of sugar maple.

### Subfamily III. CUCUJINAE.

The absence of the horn-like plates concealing the maxillae is the chief distinction between this and the preceding subfamily. The following genera are known to be represented or may occur in the State.

#### KEY TO INDIANA GENERA OF CUCUJINÆ.

- a.* Head widest behind the eyes; color bright red. V. CUCUJUS.  
*aa.* Head widest across the eyes.  
*b.* Body elongate, cylindrical; thorax margined. NARTHECIUS.  
*bb.* Body depressed.  
*c.* Antennae shorter than head and thorax, the latter not margined. PEDIACUS.  
*cc.* Antennae longer than head and thorax.  
*d.* Thorax not serrate at sides, sometimes with a single tooth at front angles.  
*e.* Elytra very short; thorax not margined. IEO.  
*ee.* Elytra long; thorax margined.  
*f.* First antennal joint about as long as head. DENDROPHAGUS.  
*ff.* First joint much shorter than head; thorax with an impressed line each side of disk.  
*g.* Spurs of front tibiae unequal in length. VI. LEMOPHILEUS.  
*gg.* Spurs of front tibiae equal. LATHROPUS.  
*dd.* Thorax distinctly serrate at sides; first joint of antennae nearly as long as the head. VII. BRONTES.

V. CUCUJUS Fab. 1775. (NL, a word of South American origin.)

To this genus belongs our largest and most brilliantly colored member of the family.

\*1077 (3316). CUCUJUS CLAVIPES Fab., Spec. Ins., 1, 1781, 257.

Elongate, very depressed, sides parallel. Above bright scarlet red; beneath duller red; tibiae and tarsi darker. Antennae black, equal to head and thorax in length. Head broadest behind the eyes, the hind angles being produced outward and backward. Thorax coarsely punctate; disk with three broad, slightly elevated ridges. Elytra finely punctate. Length 10-13.5 mm. (Fig. 213.)

Southern half of State, frequent; less

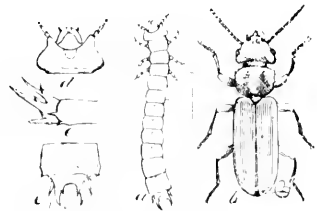


Fig 213. *a.*, larva; *c* and *e*, enlarged back and side views of its anal joint; *d*, view of its head; *b*, imago. (After Riley.)

so in the northern counties. March 17–December 20. Occurs beneath bark, especially that of freshly felled ash and poplar logs. Sometimes gregarious in colonies of twenty or more.

*Narthecius grandiceps* Lec., dark chestnut-brown, thorax narrowed behind, length 3 mm., is known from Pennsylvania and Nebraska, but is very rare.

*Pediacus depressus* Herbst., reddish-brown, strongly punctured, length 3.3 mm., is a cosmopolitan species which has been taken by Dury near Cincinnati. He also records an undescribed species of *Iva* from the same locality.

*Dendrophagus glaber* Lec., black, shining, elytra sometimes brown, length 6–7 mm., is a boreal species which may occur in the northern counties.

#### VI. LEMOPHILEUS Lap. 1837. (Gr., "to eat + bark.")

Small, flattened or subconvex species, usually much broader proportionately than in *Silvanus*, the antennæ frequently elongate, especially in the males; eyes rather small, near the front edge of thorax; labrum large, transverse, rounded in front; middle and hind tarsi 4-jointed in the males. The following have been taken or perhaps occur in the State.

##### KEY TO INDIANA SPECIES OF LEMOPHILEUS.

- a. Second joint of antennæ shorter than third.
  - b. Labrum emarginate; elytra with a pale spot before the middle of each; length 2.8–4 mm.
    - c. Elytral spot nearly circular, well defined; surface densely punctate. 1078. *BIGUTTATUS*.
    - cc. Elytral spot ill-defined, irregular in form; surface finely and sparsely punctured. 1079. *FASCIATUS*.
  - bb. Labrum entire; elytra without spots; length 1.5–2 mm.
    - d. Body convex.
      - c. Front angles of thorax toothed. CONVEXULUS.
      - cc. Front angles of thorax rounded. 1080. *ADUSTUS*.
    - dd. Body depressed; elytra shorter than abdomen. MODESTUS.
- aa. Second joint of antennæ equal to third; pale reddish-brown, elytra without spots; length 1.5–2 mm.
  - f. Head with transverse groove behind the eyes; male without deep notch in front of base of antennæ. 1081. *TESTACEUS*.
  - ff. Head without transverse groove; male with head deeply notched near base of antennæ and first joint of the latter as long as the three following. 1082. *PUNCTATUS*.

\*1078 (3320). *LEMOPHILEUS BIGUTTATUS* Say, Journ. Phil. Acad. Nat. Sci., V, 1826, 267; *ibid.* II, 326.

Oblong, depressed. Dark chestnut brown; legs and antennae slightly paler. Thorax narrowed behind; sides much curved, the margins obsoletely crenate. Elytra striate, twice as long as head and thorax together, strongly margined. Length 3-4 mm.

Southern half of State; frequent. May 1-December 18.

1079 (3321). *LEMOPHILEUS FASCIATUS* Melsh., Proc. Phil. Acad. Nat. Sci., II, 1844, 113.

Oblong, depressed. Pale reddish-brown; elytra somewhat darker. Antennae slightly longer than head and thorax, the last three joints broadest and flattened. Thorax slightly narrowed behind, sides curved and feebly sinuate. Elytra as in *biguttatus*, but only lightly punctured. Length 3-3.5 mm.

Kosciusko, Marion, Lawrence and Posey counties; scarce. March 24-November 23. Taken in spring at sap on maple and beech stumps.

*L. convexulus* Lec., dark brownish-yellow, length 2-2.4 mm., is known to occur from Michigan and near Cincinnati.

1080 (3327). *LEMOPHILEUS ADUSTUS* Lec., Proc. Phil. Acad. Nat. Sci., VII, 1854, 74.

Oblong, subconvex. Head and thorax reddish-brown, thickly and coarsely punctured; elytra darker, shining, glabrous. Head as wide as thorax; antennae two-thirds the length of body. Thorax twice as wide as long, narrowed at base, sides strongly rounded, sinuate near hind angles, which are sharp and prominent. Elytral striae fine, punctured. Length 2 mm.

Lake, Kosciusko, Marion and Posey counties; scarce. March 27-June 20. Occurs on beech logs.

*L. modestus* Say, dark brownish-yellow, sparsely and rather deeply punctate, length 1.8-2.3 mm., is known from Canada and Georgia.

1081 (3328). *LEMOPHILEUS TESTACEUS* Fab., Ent. Syst. Emend., I, 1798, 96.

Elongate-oblong, depressed. Uniform light reddish-brown. Antennae of male nearly as long as body; of female equal to elytra. Head and thorax sparsely and rather finely punctured; the latter quadrate, sides almost parallel, front angles plainly toothed, hind ones rectangular, lateral grooves distinct. Length 1.5-2 mm.

Throughout the State; frequent. January 5-June 20. Found mating in April. Hibernates; gregarious in winter.

1082 (3330). *LEMOPHILEUS PUNCTATUS* Lec., Proc. Phil. Acad. Nat. Sci., VII, 1854, 75.

Form and color of *testaceus*. Head and thorax more coarsely punctured, the latter not as wide and feebly narrowed toward base. Elytra shorter, more distinctly striate, the outer stria deeper; intervals each with two rows of fine punctures. Length 1.6 mm.

Crawford County; rare. August 10. Hitherto recorded only from the southern states.

*Lathropus vernalis* Lec., dark chestnut-brown, legs, antennae and front of head paler, head and thorax covered with small elongate granules, length 1.3-1.7 mm., occurs in the "Atlantic and Mississippi regions."

#### VII. BRONTES Fab., 1801. (Gr., "thunder.")

Rather broad and very flat species having the sides of thorax finely and acutely serrate, the front angles strongly toothed and the mesosternum emarginate in front. Two species occur in Indiana.

\*1083 (3349). *BRONTES DUBIUS* Fab., Syst. Eleut., II, 1801, 97.

Moderately elongate, very depressed. Nearly uniform brownish-black; legs and margins of elytra paler; head and thorax often paler than elytra, their surface coarsely and densely punctured. Antennae as long as body, densely pubescent. Thorax one-half broader than long; front angles very prominent and toothed, hind ones broadly rounded. Elytra broader at base than thorax, with a distinct costa from humerus to apex; sides strongly margined. Length 4.5-5.5 mm.

Throughout the State; common beneath bark. February 21-November 17. The mandibles of male are armed with a slender curved horn which is turned upward to meet the one of the opposite side.

1084 (3350). *BRONTES DUBIUS* Lec., Proc. Phil. Acad. Nat. Sci., VII, 1854, 76.

Elongate, slender, depressed. Uniform piceous-black, clothed with short, sparse yellowish hairs; antennae and legs reddish-brown, the former as long as thorax and elytra together. Thorax about as long as wide, distinctly narrowed behind the middle, sides finely and evenly serrate; front angles acute, hind ones obtusely rounded; surface densely and coarsely punctured. Elytra costate as in *dubius* and as there with a row of minute granules along each interval, the sides between the costa and margin almost perpendicular. Length 4.5 mm.

Marion County; rare. November 4. Taken by sifting. The narrower and less serrate thorax, more slender form and darker color easily distinguish this from *dubius*.

## Subfamily IV. TELEPHANINAE.

Two genera comprise this subfamily, one of which is represented in the State by a single species:

## VIII. TELEPHANUS Erichs. 1832. (Gr., "distant; glitter.")

Elongate, slender, subdepressed species, having the first joint of antennae long, spindle-shaped; elytra broader than thorax, their tips rounded; hind femora swollen; tarsi 5-jointed, the last joint bilobed.

\*1085 (3353). TELEPHANUS VELOX Hald., Proc. Phil. Acad. Nat. Sci., III, 1846, 127.

Pale brownish-yellow, closely and coarsely punctured; rather coarsely pubescent; head and often the apical third of elytra fuscous. Antennae as long as elytra; apical half, except the last one or two joints, darker. Thorax one-half longer than wide, narrowed behind the middle. Length 4 mm.

Throughout the State; common. February 27–November 27. Occurs more often beneath stones, chunks and dead leaves than beneath bark. When exposed it usually remains quiescent with antennae folded against sides, but if touched it runs with great swiftness, whence its specific name.

## Family XXII. CRYPTOPHAGIDÆ.

## THE SILKEN FUNGUS BEETLES.

Belonging here are a number of beetles of small size, oblong or oval in form and never very depressed. They are usually less than 2.5 mm. in length and often of a light yellowish-brown color, with a silken lustre produced by a very fine pubescence. Their habits are exceedingly variable, some living in fungi, others about wood and chip piles or in cellars, beneath dead leaves, in rotten logs or on flowers. They are to be taken in early spring by sifting and in summer by beating vegetation or examining fleshy fungi. The name Cryptophagidæ implies that the insects comprising the family feed upon cryptogamous plants, which include the mushrooms and fungi; however, they are much less fungivorous in habit than the members of the next family.

The principal distinguishing characters of the family, briefly stated, are the 11-jointed antennae, with joints 9 to 11 larger, forming a loose club; thorax nearly or quite as wide as elytra, often with distinct basal impressions and usually with the lateral edges modified by serrations or nodular

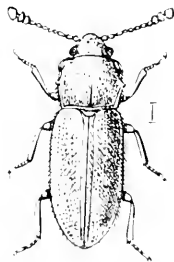


Fig. 214. *Cryptophagus dentatus*. A European species. (After Sharp.)

thickenings; elytra rounded behind, entirely covering the abdomen, the latter with five free ventral segments, the first usually somewhat longer than the others; front coxæ oval, moderate in size, separated by the prosternum, the coxal cavities usually widely open behind; legs short, tarsi 5-jointed, the hind ones 4-jointed in the males of certain genera, the joints clothed beneath with long hair. (Fig. 214.)

The family is closely allied to the *Cucujida*, but the broader and shorter convex body, the oval front coxæ and the usually greater length of the first ventral segment are sufficient to distinguish the two. The principal, and practically the only, paper treating of the North American representatives of the family is that of:

Casey. "Review of the American Cryptophagida," in Journ. N. Y. Ent. Soc., VIII, 1900, 75-128.

In it he has placed the genus *Diplocelus*, assigned by LeConte and Horn to the Mycetophagida, and has listed and described from North America 127 species, distributed among 16 genera. For convenience the family is first divided into two subfamilies as follows:

#### KEY TO SUBFAMILIES OF CRYPTOPHAGIDÆ.

*a.* Antennæ remotely separated at base, inserted under the sides of the front; palpi dissimilar, the maxillary elongate and slender, with the fourth joint elongate and more or less acuminate at tip, the labial short with the last joint oval or hatchet-shaped.

Subfamily I. CRYPTOPHAGINÆ, p. 570.

*aa.* Antennæ close together at base, inserted on the front; palpi similar, short, stout and acuminate, the last joint of both small, narrow and awl-shaped.

Subfamily II. ATOMARIINÆ, p. 578.

#### Subfamily I. CRYPTOPHAGINÆ.

The species of this subfamily are generally larger, more oblong, less convex and more pubescent than in the Atomariina. Of the 127 species accredited the family by Casey, 59 belong here.

#### KEY TO INDIANA GENERA OF CRYPTOPHAGINÆ.

*a.* Thorax with two fine raised lines on each side of the disk; antennal grooves before the eyes narrow and deep; trochanters moderate in size, very obliquely attached at the side of the base of the femora.

I. DIPLOCELUS.

*aa.* Thorax without raised lines on the disk (except in *Crosimnus*); antennal grooves obsolete; trochanters elongate, bearing the femora obliquely attached to their outer ends; antennal club always loosely 3-jointed.

*b.* Front coxal cavities completely closed behind; first ventral segment but little longer than second and with two straight raised lines

diverging from the inner margin of the hind coxal cavities; first joint of hind tarsi as long as the next two combined; eyes with coarse facets. II. CRYPTOPHILUS.

*bb.* Front coxal cavities broadly and completely open behind; basal segments of abdomen variable in length.

*c.* Tarsi with third joint strongly and second joint less strongly lobed beneath, the fourth joint very small; 5-jointed in both sexes.

*d.* Body distinctly, rather densely pubescent, closely and irregularly punctured; ninth joint of antennae very little wider than eighth; sides of elytra not margined at base; prosternal process acute at tip. III. TELMATOPHILUS.

*dd.* Body sparsely and feebly pubescent; ninth antennal joint as wide as the tenth; sides of elytra margined at base; prosternal process truncate at tip.

*e.* Punctures of elytra in rows; thorax transversely impressed at base. IV. LOBERUS.

*cc.* Punctures of elytra few and irregularly distributed; thorax not impressed at base. V. TOMARUS.

*cc.* Tarsi filiform, simple, and never lobed beneath, 5-jointed in the females, the hind ones 4-jointed in the males; sides of elytra never margined at base and elytral punctures never in rows.

*f.* Mesosternum deeply emarginate, receiving the prosternum; eyes situated in front of base of head, small, not prominent; body large, for the family, oblong, densely clothed with yellow hair. VI. ANTIHEROPHAGUS.

*ff.* Mesosternum not emarginate; eyes situated at base of head, convex, prominent.

*g.* Sides of thorax with three undulations—at the apex and near apical and basal thirds—the apical angles not more thickened; body short, broadly oval and convex, with long hairy covering. VII. CROSIMUS.

*gg.* Sides of thorax not undulated.

*h.* Thorax with apical angles thickened and obliquely truncate, the lateral edges even except a minute tooth near the middle; basal fovee very small and feeble. VIII. CRYPTOPHAGUS.

*hh.* Thorax with apical angles not thickened, the lateral edges serrulate with very fine teeth.

*i.* Body oval, convex; thorax with a distinct transverse basal groove. IX. HEXOTICUS.

*ii.* Body oblong, parallel, rather strongly depressed; thorax without a basal groove, but with two small distinct basal fovee. X. PTERYNGIUM.

#### I. DIPLOCÆLUS Guer. 1846. (Gr., "double cavity.")

This genus, formerly placed in the next family, comprises small elongate or oblong subdepressed beetles, most easily distinguished by the fine raised lines on the sides of the disk of thorax. The anten-

nal club is 3-jointed, the ninth joint slightly smaller than tenth, the eighth small and similar to seventh. Three species are known from the United States, two of which are known from Indiana, while the other may occur.

## KEY TO SPECIES OF DIPLOCELIUS.

- a.* Raised lines on sides of thorax well marked.  
*b.* Thorax narrowed in front, its sides nearly straight, hind angles prominent, externally covering the base of elytra. *ANGUSTICOLLIS.*  
*bb.* Thorax not narrowed in front, its sides regularly curved. 1086. *BRUNNEUS.*  
*aa.* Raised lines of thorax almost obsolete. 1087. *RUDIS.*

*D. angusticollis* Horn, piceous, length 4.5 mm., was described from Marquette, Michigan.

1086 (3414). *DIPLOCELIUS BRUNNEUS* Lec., New Spec. N. Amer. Col., 1, 1863, 73.

Elongate-oval, slightly convex. Dull blackish-brown or piceous, feebly shining, rather sparsely pubescent. Thorax closely punctured, sides nearly parallel, disk with three elevated lines on each side, of which the inner is feeble and incomplete. Elytra with feebly impressed rows of close-set punctures, intervals each with a row of short, very fine, suberect hairs. Length 3-3.5 mm.

Marion, Putnam, Lawrence, Jennings and Posey counties; frequent. April 22–November 20. Probably hibernates. Taken in summer from fungi on beech and maple logs and in spring by sifting from about the roots of such trees.

1087 (3415). *DIPLOCELIUS RUDIS* Lec., *loc. cit.*

Elongate-oval, slightly convex. Dark reddish-brown to fuscous, shining. Thorax coarsely punctured, with only traces of raised lines on the disk; hind angles rectangular, acute. Elytra with rows of very coarse punctures; intervals polished, each with a single row of very long suberect hairs. Length 2-2.5 mm.

A southern species taken in Perry County; rare. May 1.

II. *CRYPTOPHAGUS* Reitt. 1874. (Gr., “a concealed place + loving.”)

A single, small oblong, piceous-brown species, introduced from Europe, represents this genus in the State. It resembles several of our species of *Cryptophagus* but does not have the apical angles of thorax thickened.

1088 (3416). *CRYPTOPHAGUS INTEGR* Heer, Fam. Helvet., 1, 1840, 126.

Elongate-oblong, subparallel, feebly convex. Piceous or dark reddish-brown, sparsely clothed with suberect yellowish hairs. Antennæ nearly



half the length of body, the club loosely three-jointed. Head coarsely and rather closely punctured. Thorax one-half wider than long, sides feebly curved, margins rather wide and distinctly reflexed; front angles rather prominent, hind ones obtuse; disk convex, rather closely and coarsely punctate. Elytra a little wider at base than thorax, feebly narrowed from middle to the rounded tips; each with numerous closely placed rows of rather coarse slightly impressed punctures. Length 3 mm.

Marion and Hancock counties; frequent. April 6 October 15. Taken by Harold Morrison from a cellar in which wood had been stored. Resembles *Typha fumata* L., but more coarsely punctate and less pubescent.

### III. TELMATOPHILUS Heer, 1841. (Gr., "swamp-loving.")

In this genus and the next two the thorax has two small, deep and widely separated foveae or pits near the basal margin. The genus is represented by the single species:

1089 (3355). TELMATOPHILUS AMERICANUS Lec., N. Sp. N. Amer. Col., 1, 1863, 70.

Elongate-oval, convex. Dark reddish-brown to piceous, rather shining, the pubescence yellowish to ashy gray; antennae and legs reddish-brown, the former scarcely as long as head and thorax. Thorax a third wider than long, finely and densely punctate, sides evenly curved, the edges very finely serrulate; apical angles obtusely rounded, hind angles acute. Elytra slightly wider than thorax, the punctures much less dense. Length 2.5-3 mm.

Northern half of State; locally common on the flowers and leaves of the semi-aquatic plant, arrow-arum, *Peltandra virginica* L., May 20-June 25.

### IV. LOBERUS Lec, 1861.

Small oblong species resembling, at first sight, certain "flea-beetles" of the family Chrysomelidae. From the members of allied genera they may be most readily known by the elytral punctures being arranged in rows, and bearing very short, fine, recurved hairs. One of the five known species occurs in Indiana.

1090 (3356). LOBERUS IMPRESSUS Lec., N. Sp. N. Amer. Col., 1, 1863, 70.

Elongate-oval, convex. Dark reddish-brown to blackish, shining; sparsely pubescent. Antennae slightly longer than head and thorax, paler than body. Thorax narrower than elytra, nearly twice as wide as long; sides feebly curved, disk sparsely and rather coarsely punctate, basal depression broadly impressed. Elytra three and a half times as long as thorax, the apex rather narrowly rounded; intervals smooth and without punctures. Length 2-2.3 mm.

Throughout the State; frequent. May 6—July 15. Occurs beneath bark and on foliage of plants usually near water. Common at Hudson Lake July 15, on the louse-wort, *Pedicularis lanceolata* Michx.

V. TOMARUS Lec. 1861. (Gr., "to cut.")

Smaller and shorter than in *Lobocrus*. Elytra irregularly punctured; thorax not impressed at base; basal joint of antennal club about as large as second. One species occurs in Indiana.

1091 (3357). TOMARUS PUCHIHELLUS Lec., N. Sp. N. Amer. Col., I, 1863, 71.

Elongate-oval, convex, nearly smooth. Brownish-yellow to piceous; legs and basal half of antennæ paler; elytra each with a large humeral space and a wide subapical cross-bar yellow. Antennæ slightly longer than head and thorax. Thorax finely but distinctly punctured, narrower than elytra; sides parallel and curved; apex as wide as base. Elytra widest just before the middle, then gradually narrowed to the rather acute apex, finely and sparsely punctured. Length 1.3–1.6 mm. (Fig. 215.)



Fig. 215. — 12.  
(Original.)

Throughout the State; frequent, especially in spring, when it occurs in dead leaves and beneath mullein, stones and chunks. Hibernates. March 19—December 7.

VI. ANTHEROPHAGUS Lat. 1806. (Gr., "blossom + eating.")

This genus comprises the largest members of the family, distinguished by having the eyes placed on the side of head; male with clypeus deeply emarginate, and antennæ thick and closely jointed; the body in both sexes densely clothed with short, appressed pubescence.

1092 (3359). ANTHEROPHAGUS OCHRACEUS Melsh., Proc. Phil. Acad. Nat. Sci., II, 1844, 115.

Oblong, subconvex. Pale brownish-yellow throughout; antennæ and base of tibiæ blackish in male. Thorax transverse, sides parallel and almost straight, the punctures fine and dense. Elytra as wide as thorax, very densely and finely punctate. Length 1–1.5 mm.

Southern half of State, frequent; less so in the northern counties. Occurs on flowers, especially those of the wild hydrangea, *Hydrangea arborescens* L. June 24—September 21.

VII. CROSTACUS Casey, 1900.

In addition to the characters mentioned in generic key, the members of this genus have a fine raised line on each side of the thorax, extending from base to apex; and also have the basal foveæ of thorax

connected by a deep channel along the basal margin. Two species are listed by Casey, one of which occurs in Indiana.

1093 (—). *CROSMUS HIEBUS* Casey, Journ. N. Y. Ent. Soc., VIII, 1900, 90.

Broadly oval. Piceous or black; legs and antennae somewhat paler; elytra dark red, black at apex, on middle of side margins and transversely behind the base near the suture. Thorax nearly twice as wide as long, the sides feebly converging from base to apex, not continuing those of the elytra; surface finely, deeply and densely punctate, the submarginal line parallel to the edge. Elytra with long, rather dense pubescence and with long, erect hairs in addition; surface irregularly, sparsely and rather coarsely punctate. Length 1.5-1.8 mm.

Putnam and Posey counties; scarce. April 6-April 25. Taken from a large yellow well-decayed fleshy fungus, and by sifting. Known from Ohio and Iowa.

#### VIII. *CRYPTOPHAGUS* Hbst., 1792. (Gr., "cryptogam" eating.)

This genus comprises numerous oblong or oblong-oval species, distinctly though not densely pubescent, having the thorax transverse and bearing a short tooth on each edge near the middle, the apical angles thickened and base with two small foveae or pits connected by a fine groove; front not margined. Casey lists 32 species of the genus, 25 of which he describes as new. Of these five have been taken in Indiana, while one or two others doubtless occur.

##### KEY TO INDIANA SPECIES OF *CRYPTOPHAGUS*.

- a.* Sides of the thorax distinctly angulate at about the middle, the spine or little point at apex of the angle therefore more prominent and separated from the thickened node of front angle by a rounded notch.
  - 1091. *ACUTANGULUS*.
- aa.* Sides of thorax broadly and evenly curved from base to apex, the spine near middle very small and indistinct.
- b.* Disk of thorax with four more or less evident smooth elevations and a short elevated ridge at middle of base.
- c.* Thickened portion of front angles of thorax with a broadly oval, sharply defined flat or feebly concave disk, having a large central puncture.
- d.* Dark reddish-brown; disks of front angles of thorax large, as long as the distance thence to the median spine.
  - 1095. *CROCEUS*.
- dd.* Pale brownish-yellow; disks of front angles smaller, distinctly shorter than distance thence to the spicules.
  - 1096. *LATICLAVUS*.
- cc.* Thickened portion of front angles of thorax small, irregular, narrow and without a puncture-bearing disk.
  - c.* Antennae long, rather stout, about half as long as body; length 1.8 mm.
    - 1097. *ANTENNAEUS*.

*cc.* Antennæ much less than half as long as body; length 2.2 mm.

1097. FUNGICOLA.

*bb.* Disk of thorax evenly convex without elevations or ridges; thickened node of front angles not flattened but protuberant.

1098. NODANGULUS.

1091 (39234). CRYPTOPHAGUS ACULANGULUS Gyll., Insect. Suec., 1827.



Fig. 243. — 11  
(Original.)

Oblong-elongate, subdepressed. Pale brownish-yellow; head and thorax slightly darker; eyes large, more than one-half the length of head. Thorax wider in front than at middle, finely and densely punctate; nodes of the front angles prominent, slightly hooked behind; sides distinctly angulate at about the middle. Elytra three and a half times as long as thorax, more finely and less densely punctate than the latter. Length 2.3 mm. (Fig. 246.)

Throughout the State; frequent. January 24–June 15. A boreal species, common to northern Europe and America.

1095 (33721). CRYPTOPHAGUS CROCLUS Zimm., Trans. Amer. Ent. Soc., 11, 1869, 257.

Oblong, the sides parallel. Dark reddish-brown, rather strongly pubescent. Thorax scarcely narrower than elytra (male) or distinctly narrower (female), strongly and closely punctured, the thickened nodes of apical angles conspicuous. Elytra about three times as long as thorax, less closely but equally coarsely punctured. Length 2–2.3 mm.

Throughout the State; scarce. January 24–November 12. Taken on the wing and by sifting rubbish; also feeding on apples in cellar.

1096 (—). CRYPTOPHAGUS FURCILLATUS Casey, Journ. N. Y. Ent. Soc., VIII, 1900, 96.

More oval and rather more convex than *croclus*. Pale brownish-yellow throughout. Thorax smaller and more rounded at the sides; punctures rather coarse and close set. Elytra three-fifths longer than wide, rather strongly rounded at tip, punctures moderately coarse, deep and close set; pubescence shorter and less conspicuous than in *croclus*. Length 2 mm.

Posey and Dubois counties; scarce. May 11–June 4. Taken by sifting damp leaves and rubbish.

*C. antennatus* Casey, oblong-oval, pale reddish-brown, was described from Michigan.

1097 (33714). CRYPTOPHAGUS FUNGICOLA Zimm., Trans. Amer. Ent. Soc., 11, 1869, 257.

Oblong, moderately convex. Dark brownish-yellow or reddish-brown, shining. Thorax but little narrower than elytra, the nodes of front angles small, feeble, oblique; submedian spicule minute, slightly behind the middle and separated from the nodes by two to three times the length of the latter; punctures small, deep, rather close set. Elytra oval, obtusely rounded at tip, finely, deeply and not very closely punctate. Length 2.2–2.4 mm.

Throughout the State; frequent. January 21—October 21. Occurs in fungi.

1098 (3375). *CRYPTOPHAGUS NOBANGULUS* Zimm., Trans. Amer. Ent. Soc., 11, 1869, 257.

Elongate-oblong. Dark reddish-brown, strongly shining. Antennae reaching base of thorax, the club less stout than in *fungicola*. Thorax finely, equally and rather closely punctured. Elytra more coarsely punctate. Length 2 mm.

Marion County; rare. April 7.

#### IX. *HEXOTICUS* Thom., 1870. (Gr., "in unity.")

Resembles *Cryptophagus* very closely, but is distinguished by the thorax having the edges finely toothed and without thickened apical space at front angles, and by the front above the base of antennae being finely margined. One of the two known species occurs in Indiana.

1099 (3383). *HEXOTICUS SERRATUS* Gyll., Insect. Suec., 1827.

Oblong, subconvex. Dark reddish-brown to blackish, sparsely pubescent with yellowish hairs, the legs and antennae paler. Thorax transverse, deeply and rather closely punctured, the sides nearly parallel, the edges with eight to ten fine teeth. Elytra distinctly wider than thorax, obtusely rounded behind, sparsely and coarsely punctured. Length 1.7-2 mm.

Marion and Posey counties; scarce. April 23—May 11. Occurs in dry fungi about the stumps of oak.

#### X. *PTERYNGIUM* Reib., 1887. (Gr., "wing little.")

The species of this genus are readily recognized by the rather narrow, strongly depressed, finely pubescent body. The basal segment of the abdomen is as long as the next three combined. Of the two species known, one occurs in Indiana.

1100 (—). *PTERYNGIUM MALACUM* Casey, Journ. N. Y. Ent. Soc., VIII, 1900, 102.

Oblong, parallel, depressed. Pale reddish-yellow, shining. Antennae as long as head and thorax, rather slender. Thorax one-third wider than long, finely and closely punctured; sides distinctly curved, hind angles rounded. Elytra scarcely wider than thorax and about three times as long, finely and sparsely punctured; pubescence scarcely evident. Length 1.7 mm.

Vigor County; rare. February 10. One specimen taken from beneath a log in upland sandy woods.

## Subfamily ATOMARIINÆ.

The members of this subfamily are most readily distinguished by the position of the antennæ, these organs being inserted upon the front and having their bases close together. The body is smaller, as a rule, than in the Cryptophaginae. The following genera are known to be represented or probably occur in the State:

## KEY TO INDIANA GENERA OF ATOMARIINÆ.

- a.* Prosternal spine free, the tip passing over the edge of the flat or feebly concave surface of the mesosternum; antennæ free, the grooves before the eyes wholly obsolete, club loosely three-jointed; scutellum of moderate size.
- b.* Spine of prosternum prolonged and acute at tip; side margin of thorax double; hind tarsi of male 4-jointed; form elongate, pubescent. XI. CENOSCELES.
- bb.* Spine of prosternum shorter and truncate at tip; thorax with a single lateral edge; hind tarsi 5-jointed in both sexes; form variable.
- c.* Elytra not margined at base; body always distinctly pubescent.
- d.* Body elongate and parallel; thorax angulate and foveate close to the edge far behind the middle; antennæ very close at base, the basal joint obconical. AGATHENGIS.
- dd.* Body oval, more convex; thorax rounded or angulate at or before the middle; antennæ less close at base, the basal joint shorter and oblong. XII. ATOMARIA.
- cc.* Elytra with a beaded margin at base; body minute and nearly glabrous. XIII. TISACTIA.
- aa.* Prosternal spine broader and flatter, the tip broadly curved and received closely within a depression at the apex of mesosternum; scutellum cordate, very minute; body broadly oval, convex and almost glabrous. XIV. EPISTEMUS.

## XI. CENOSCELES Thom. 1870. (Gr., "common + tibia.")

Rather elongate, strongly punctured and pubescent beetles, possessing the characters mentioned in key and having the thorax broadly impressed at base; antennæ stout, with the basal joint unusually large and obconic. Three species have been taken in Indiana, while one other may occur.

## KEY TO INDIANA SPECIES OF CENOSCELES.

- a.* Color pale reddish-brown.
- b.* Thorax one-third wider than long, strongly curved at sides, basal impression median and feeble; body narrow and rather elongate. HOI. FERRUGINEA.
- bb.* Thorax two-thirds wider than long; body stouter and more oval in form. TESTACEA.
- aa.* Color piceous-brown to black; thorax broadly impressed at base.

*c.* Antennae distinctly longer than head and thorax, with joints four, six and eight longer than wide. 1102. ELONGATA.

*cc.* Antennae scarcely longer than head and thorax, the fourth, sixth and eighth joints not longer than wide. 1103. SUBFUSCATA.

1101 (3380). *CENOSCELES FERRUGINEA* Sahlb., *Ins. Fennica*, 1, 1817, 58.

Elongate oval. Pale reddish-brown, the pubescence distinct, fine and sparse on elytra. Antennae stout, reaching base of thorax, the first joint of club much smaller than the other two. Thorax convex, finely and closely punctured, the apex narrower than base. Elytra oval, two-thirds longer than wide. Length 1.8 mm.

Marion County; scarce. June 4–October 31. Taken beneath bark of oak logs in low moist woods.

*C. testacea* Zimm., length 1.5–1.8 mm., is known from Kentucky.

1102 (—). *CENOSCELES ELONGATA* Casey, *Journ. N. Y. Ent. Soc.*, VIII, 1900, 107.

Oblong-oval. Dark reddish-brown. Antennae stout, not quite half the length of body. Thorax more than one-half wider than long, strongly and rather densely punctured. Elytra distinctly wider than, and three times as long as thorax, finely, rather sparsely and irregularly punctured. Length 1.8–2 mm.

Marion and Putnam counties; frequent. March 6–April 28. Taken by sifting.

1103 (—). *CENOSCELES SUBFUSCATA* Casey, *Journ. N. Y. Ent. Soc.*, VIII, 1900, 107.

Elongate, slender, parallel. Reddish-piceous or fuscous. Antennae reaching base of thorax, the first joint equal in length to next two. Thorax one-half wider than long, finely and densely punctate. Elytra slightly wider and more coarsely punctate than thorax. Length 1.8 mm.

Marion County; rare. April 28.

*Agathengis subnitens* Casey, piceous, elytra paler, length 1.2–1.4 mm., was described from Michigan; while *A. pusillio* Casey, thorax more distinctly impressed at base, piceous, elytra brownish yellow, length 1.3–1.5 mm., is known from Massachusetts to Iowa.

## XII. ATOMARIA Steph. 1830. (Gr., "an atom.")

Very small, shining, oblong-oval, sparsely pubescent beetles, having the first two joints of antennal club about as long as wide; thorax narrowed in front and concave at base. Five species have been taken in Indiana.

### KEY TO INDIANA SPECIES OF ATOMARIA.

*a.* Elytra unicolorous or only slightly darker towards the base.

*b.* Second and third antennal joints elongate, subequal; base of thorax straight or feebly curved.

- c.* Thorax rather rounded than angulate at the sides at or before the middle. 1101. OCHRACEA.
- ce.* Thorax conspicuously though broadly angulate at the sides at or slightly before the middle, where it is distinctly wider than at base. 1105. GONODERA.
- bb.* Second antennal joint distinctly longer and thicker than third.
- d.* Thorax dilated at or a little before the middle, narrowed toward base and still more strongly toward apex; color dull yellow, elytra gradually blackish toward base. 1106. PUSILLA.
- dd.* Thorax parallel at the sides from the base to or beyond the middle, then strongly narrowed to apex; color black or piceous. 1107. OVALIS.
- aa.* Elytra pale with a dark crossbar (often broken) just before the middle. 1108. EPIHIPPIATA.

1104 (3388). *ATOMARIA OCHRACEA* Zimm., Trans. Amer. Ent. Soc., II, 1869, 258.

Elongate-oval, convex. Dark reddish-brown to piceous, moderately shining; antennæ and legs paler. Antennæ slightly longer than head and thorax, the joints of club equal in size. Thorax three-fourths as wide as elytra, strongly narrowed at apex, deeply and closely punctate, the sides rounded. Elytra widest before the middle, acutely rounded at tip, finely and sparsely but distinctly punctured. Length 1.5-1.8 mm.

Throughout the State; common in spring beneath mullein, in decaying leaves, etc. April 18-November 8.

1105 (—). *ATOMARIA GONODERA* Casey, Journ. N. Y. Ent. Soc., VIII, 1900, 122.

Rather broadly oval, moderately convex. Reddish or chestnut-brown, polished. Thorax small, at its widest part not equalling the base of elytra, nearly two thirds wider than long, angulate at middle, the sides thence to base distinctly converging, disk finely and rather closely punctate. Elytra, near the middle, about one third wider than thorax, finely but sparsely punctate. Length 1.5 mm.

Lake and Marion counties; scarce. March 26-April 16.

1106 (—). *ATOMARIA PUSILLA* Payk., Faun. Suec., I, 1798, 295.

Elongate-oblong, parallel. Dull reddish-yellow, shining; basal third of elytra blackish. Antennæ slender, nearly half the length of body. Thorax short, convex, about as wide as elytra, disk finely and densely punctate and with a distinct basal impression. Elytra three times as long as thorax, obtusely rounded at tips, very finely and closely punctate. Length .8-1 mm.

Stenben, Kosciusko, Marion, Hancock and Putnam counties; scarce. May 25-November 8. Sifted from borders of sphagnum marsh and other damp vegetable debris. A European species hitherto recorded only from the Pacific slope in the United States.



1107 (—). *ATOMARIA OVALIS* Casey, Journ. N. Y. Ent. Soc., VIII, 1900, 124.

Oval, rapidly attenuate at each end, strongly convex. Black or piceous, shining; legs and antennae dull brownish-yellow. Antennae stout, one-half length of body in male. Thorax one-half wider than long, sides strongly converging on apical half, apex two-thirds as wide as base; disk rather coarsely and densely punctate. Elytra widest a little in front of middle where, together, they are one-third wider than thorax, thence narrowing to a rounded apex; surface rather sparsely and finely but distinctly punctured. Length 1.3-1.5 mm.

Steuben, Kosciusko and Marion counties; frequent. April 11-July 11. Taken by sifting and on the wing in early spring.

1108 (3389). *ATOMARIA EPIPIPLATA* Zimm., Trans. Amer. Ent. Soc., 11, 1869, 258.

Oblong-oval, strongly convex. Head and thorax piceous; antennae, legs and elytra reddish-yellow, the latter with a piceous crossbar before the middle, this sometimes reaching from side to side, sometimes broken into spots. Thorax strongly convex, sides rounded, minutely and sparsely punctured. Elytra distinctly wider, and two and a half times as long as thorax, finely but distinctly punctate. Length 1.5 mm. (Fig. 217.)

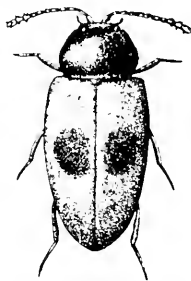


Fig. 217. - 20.  
(Original.)

Throughout the State; frequent. March 17-June 22.

#### XIII. *TISACTIA* Casey, 1900.

Small, oval, convex species, having the thorax even and unmimpressed at base; antennae more widely separated than in *Atomaria*, the club parallel and loosely 3-jointed; prosternal spine broad, sharply margined each side.

1109 (—). *TISACTIA SURGLABRA* Casey, Journ. N. Y. Ent. Soc., VIII, 1900, 126.

Oblong-oval, strongly convex. Blackish-piceous, glabrous, shining; elytra (in specimen at hand) indistinctly reddish near humeri and on apical third; legs and antennae paler. Thorax one-half wider than long, very convex, wider at base than apex, sides feebly curved, strongly margined; disk, as well as that of elytra, finely and rather sparsely punctate. Elytra widest before the middle, as wide at base as thorax. Length 1-1.2 mm.

Steuben County; rare. June 16. Sifted from sphagnum moss. Described from Indiana.

#### XIV. *EPHISTEMUS* Steph., 1829. (Gr., "upon to place.")

Very small species, having the body evenly oval and rather pointed behind; sides of thorax and elytra continuous, their margins not interrupted at the contiguous bases.

1110. 633901. EPIHISTIMUS APICALIS Lec., N. Sp. N. A. Col., 1. 1863, 72.

Oval, convex. Black or piecons-black, shining, without punctures; elytra gradually feebly paler on apical half; legs and antennæ paler. Thorax transverse, the sides evenly curved. Elytra one-third wider than thorax and about three times as long, the tips narrowly rounded. Length 1 mm.

Lake, Parke and Marion counties; scarce. April 23–July 1.

## Family XXIII. MYCETOPHAGIDÆ.

### THE HAIRY FUNGUS BEETLES.

To this family belong a limited number of small, oval, slightly convex beetles, which live on fungi and beneath bark. They have the upper surface hairy and densely punctured and the elytra are brown or blackish, usually prettily marked with yellow spots or bands, or yellow with black spots. The name, *Mycetophagidæ*, is from two Greek words meaning "fungus" and "to eat," and is indicative of the habits of the insects.

The principal distinguishing characters of the Mycetophagids are the 11-jointed antennæ, inserted immediately in front of the eyes, the outer joints gradually or suddenly enlarged; eyes rather large, with coarse facets; thorax as wide as elytra at base; elytra covering the abdomen and rounded at tip; front coxæ oval, rounded, narrowly separated, the cavities either widely open or closed; middle coxæ rounded, narrowly separated; hind coxæ transverse; abdomen with five free and equal ventral segments; legs slender, tibiæ nearly linear, with small terminal spurs; tarsi filiform, 4-jointed, the front ones of the males 3-jointed, more or less dilated and pubescent beneath. (Fig.



Fig. 218. *Leptopus bifasciatus*. A European species. After Sharp.

218.)

As already noted under the family Cryptophagidæ, the genus *Diplocalus* has been transferred from this family to that; while the species listed by Henshaw under the genus *Triphyllus* have been shown by Casey to belong to the family Melandryidæ, and the one under *Berytus* to the Ptinidæ. This leaves but five genera, and, according to Casey's list, about 25 species of Mycetophagidæ from North America. Only about 100 species are known from the entire world.

The principal literature treating of the North American species is as follows:

*LeConte*. "Synopsis of the Mycetophagida of the United States," in *Proc. Phil. Acad. Nat. Sci.*, VIII, 1856, 12-15.

*Horn*.—"Tables of the Species of Mycetophagus and Litargus," in *Proc. Amer. Phil. Soc.*, XVII, 1878, 603-608.

*Casey*. "Review of the American Tritomida (Mycetophagidae)," in *Journ. N. Y. Ent. Soc.*, VIII, 1900, 128-138.

Of the five North American genera, four are represented in Indiana.

KEY TO INDIANA GENERA OF MYCETOPHAGIDÆ.

*a*. Basal angles of thorax well defined; length 4.5 or more mm.

*b*. Eyes transverse, sinuate in front; antennæ gradually enlarged, usually without distinct club; epipleura horizontal and flat.

I. MYCETOPHAGUS.

*bb*. Eyes more rounded, not sinuate; antennæ with joints 9-11 suddenly larger.

*c*. Clypeal suture not deeply impressed; body much smaller and more oval; epipleura concave, rapidly descending.

II. LITARGUS.

*cc*. Clypeal suture deep; epipleura horizontal and flat.

III. TYPILEA.

*aa*. Hind angles broadly rounded; length less than 4 mm.

IV. THIRIMOLUS.

I. MYCETOPHAGUS Hellw., 1792. (Gr., "mushroom-eating.")

Oblong-oval, moderately convex insects, clothed rather sparsely with short, stiff, reclined hairs. Six species have been taken in Indiana.

KEY TO INDIANA SPECIES OF MYCETOPHAGUS.

*a*. Antennæ gradually larger toward tips; body broadly oblong-oval; sub-basal foveæ of thorax deep and distinct.

*b*. Thorax widest at base.

*c*. Last joint of antennæ elongate, distinctly longer than the two preceding combined; size larger, 4.5 or more mm.

1111. PUNCTATUS.

*cc*. Last joint of antennæ shorter, never longer than the two preceding combined; size smaller, not over 4 mm.

*d*. Prosternum nearly smooth at middle.

1112. FLEXUOSUS.

*dd*. Prosternum densely and coarsely punctured; antennæ with a feeble, parallel 4-jointed club.

1113. BIPUSTULATUS.

*bb*. Thorax narrower at base than at middle; antennal club 5-jointed.

*c*. Margin of thorax entire, the disk coarsely and deeply punctured.

1114. MELSEHEIMERI.

*cc*. Margin of thorax serrulate; elytra with numerous small yellow spots.

1115. PLURIPUNCTATUS.

*aa*. Antennæ with last three joints rather suddenly larger; thorax without sub-basal foveæ; elytra piceous spotted with yellow.

1116. OBSOLETUS.

1111 (3331). MYCETOPHAGUS PUNCTATUS Say, Journ. Phil. Acad. Nat. Sci., V, 1826, 260; *ibid.* 11, 321.

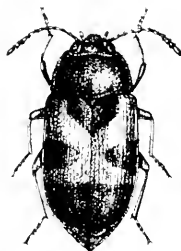


Fig 219. — 5½.  
(Original.)

Oblong-oval, subdepressed. Head and thorax blackish; elytra reddish-yellow with black spots; one large, common, surrounding the scutellum; another smaller on each at middle, usually confluent with the lateral margin and extending narrowly along it, and a third forming a common subapical crossband; antennæ reddish, the apical half more or less fuscous. Thorax coarsely and evenly punctured. Length 4.5-5.5 mm. (Fig. 219.)

Southern half of State, frequent; less so in the northern counties. April 6-September 29. Probably hibernates. Occurs beneath loose bark and in fungi, especially in low moist woodlands.

1112 (3333). MYCETOPHAGUS FLEXUOSUS Say, *loc. cit.*

Resembles *punctatus* but much smaller. Elytral markings very variable, usually nearly as in *punctatus*, but the middle and subapical black spots are larger, with their edges very uneven, and there is usually a small round spot on humerus. Length 3-4 mm.

Throughout the State; frequent. April 11-October 6. Occurs in fungi and in spring sometimes at sap.

Casey's *subdepressus* is only a color variety of *flexuosus* in which the black spots have become enlarged so as to cover the greater part of the elytra, leaving only a narrow oblique reddish line composed of two or three spots on basal third, another similar line behind the middle and a spot near the apex. It occurs commonly with typical *flexuosus*, and individuals showing the gradual merging of one color variety into the other are frequent, several of them being in the collection at hand.

1113 (3334). MYCETOPHAGUS BIPUSTULATUS Melsh., Proc. Phil. Acad. Nat. Sci., II, 1844, 114.

Oblong-oval, moderately convex. Dark reddish-brown; elytra each with an irregular subhumeral yellowish spot which sometimes extends nearly to suture, and also a transverse oblong one on apical third; antennæ and palpi dull brownish-yellow. Thorax three-fourths wider than long; sides slightly curved, surface coarsely, densely and unequally punctured. Elytral striae feebly impressed, finely punctate; intervals densely punctulate, each with a single row of suberect yellowish hairs. Length 3-3.5 mm.

Marion County; scarce. April 16. Four specimens collected by H. Morrison from the window of a cellar in which wood had been stored.

1114 (3336). MYCETOPHAGUS MELSHLEIMERI Lec., Proc. Phil. Acad. Nat. Sci., VIII, 1856, 13.

Elongate, parallel. Picceous brown; legs and basal half of antennæ dull yellow; elytra each with a large oblique spot reaching from humerus

nearly to suture; another broader, behind the middle, and usually a smaller one on each side, dull yellow; these sometimes confluent so as to make the larger portion of the surface yellow. Thorax one half wider than long, sides strongly curved, disk sparsely, coarsely and equally punctured. Elytral striae with deep, coarse punctures. Length 4-4.5 mm.

Posey County; rare. April 9. Readily known by its elongate form, parallel sides and evenly punctured thorax.

1115 (3397). *MYCETOPHAGUS PLURIPUNCTATUS* Lec., Proc. Phil. Acad. Nat. Sci., VIII, 1856, 43.

Elongate, narrow, parallel. Piceous-black; elytra with numerous small reddish-yellow spots, often more or less confluent into oblique bands and sometimes covering the greater part of the surface; under surface, legs and basal half of antennae pale, the last five joints of the latter dusky and slightly larger. Thorax distinctly narrowed at base, the margin finely serrate. Elytral striae finely punctured, indistinctly so at tip. Length 3.5-4 mm.

Vigo County; scarce. October 21. Occurs in fungi, especially that growing on hickory logs and stumps.

1116 (3400). *MYCETOPHAGUS OBSOLETUS* Melsh., Proc. Phil. Acad. Nat. Sci., II, 1844, 113.

Oval, rather strongly convex. Piceous black; legs and antennae paler; elytra each with two irregular oblique reddish-yellow stripes, one extending from humerus nearly to suture, the other behind the middle; an oval submarginal spot between the two and another at apex. Thorax less than twice as wide as long, widest at base, hind angles obtuse, disk coarsely and evenly punctate. Elytra with impressed, entire rows, of coarse deep punctures. Length 4.5 mm.

K; seiusko, Vigo, Dubois and Posey counties; rare. April 13-October 21. Taken from fungi on hickory stumps and by sifting debris.

## II. *LITARGUS* Erichs., 1832. (Gr., "swift of foot.")

The species belonging here are much smaller and more narrowly oval than in *Mycetophagus*. The antennae end in a 3-jointed club and the epipleurae are concave. Four species have been taken in the State, while a fifth probably occurs.

### KEY TO INDIANA SPECIES OF *LITARGUS*.

- a. Thorax without basal impressions.
  - b. Elytra with the pubescence short and stiff, arranged in distinct rows; last antennal joint short, rounded. 1117. *TETRASPILIFUS*.
  - bb. Elytra with pubescence irregularly arranged.
  - c. Last antennal joint short, not as wide as preceding, broadly rounded at tip; thorax convex, coarsely punctured.

1118. *DIELSMUS*.

*cc.* Last antennal joint longer and broader than the preceding, obliquely truncate at tip. NEBULOSUS.

*aa.* Thorax with distinct basal impressions.

*d.* Last joint of antennæ nearly as long as the two preceding together, its tip truncate; form depressed. 1119. BALTEATUS.

*dd.* Last antennal joint short, narrowly rounded at tip; thorax depressed and finely punctured. 1120. SEXPUNCTATUS.

1117 (3406). *LITARGUS TETRASPILOTUS* Lec., Proc. Phil. Acad. Nat. Sci., VIII, 1856, 14.

Oval, subconvex. Piceous-black, shining; elytra each with two reddish-yellow spots, one slightly in front of middle, the other one-third from apex. Thorax less coarsely punctured than elytra, the basal margin sinuate each side of middle. Length 1.8-2 mm.

Throughout the State; scarce. May 16-July 9.

1118 (3407). *LITARGUS DIDESMUS* Say, Journ. Phil. Acad. Nat. Sci., V, 1826, 261; *ibid.*, II, 322.

Narrowly oblong-oval, rather convex. Piceous, shining; elytra with a narrow crossband behind the middle and each with an oblique humeral spot, yellow. Thorax rather coarsely punctate, the base squarely truncate. Elytra coarsely punctate, the punctures not in rows. Length 2-2.2 mm.

Frequent in southern half of State; much less so in northern counties. April 10-June 15. Taken in spring by sifting; later beneath bark.

*L. nebulosus* Lec., dull yellow with a piceous dentate band behind the middle and another near apex, length 1.5-2 mm., ranges from New York to Mexico, and doubtless occurs in the State.

1119 (3405). *LITARGUS BALTEATUS* Lec., Proc. Phil. Acad. Nat. Sci., VIII, 1856, 14.

Oblong-oval, moderately convex. Piceous, feebly shining; thorax with patches of yellowish pubescence; elytra each with an irregular basal spot, widest along the suture, and a narrow oblique crossbar behind the middle, dull yellow. Thorax nearly twice as wide as long; narrower at apex than base, sides rounded; disk densely and finely punctured and with a feeble basal impression each side. Elytra as wide as thorax and less distinctly punctate. Length 1.8-2 mm.

Putnam County; rare. April 22. Taken by sifting.

1120 (3404). *LITARGUS SEXPUNCTATUS* Say, Journ. Phil. Acad. Nat. Sci., V, 1826, 261; *ibid.*, II, 322.

Elongate oval, depressed. Piceous, moderately shining; elytra each with three yellow spots, one sub-basal and two close to suture; one of these before the middle, the other one-third from apex. Thorax finely but not densely punctate. Elytra closely punctate, the pubescence fine and dark, and with widely separated rows of longer, semi-erect hairs. Length 2.3-2.7 mm.

Throughout the State; frequent. May 11-December 7. Occurs

beneath bark of beech in late autumn and winter; sometimes on foliage in spring. Hibernates.

### III. *TYPILEX* Steph. 1830. (Gr., "smoky or fuscous.")

To this genus belongs a single small brownish beetle which has been distributed by commerce to all parts of the world.

1121 (3109). *TYPILEX FUMATA* Linn., Syst. Nat., II, 1766, 651.

Narrowly oblong-oval, slightly convex. Dull reddish yellow, elytra rarely piceous. Antennae distinctly shorter than head and thorax, the club 3-jointed. Thorax about twice as wide as long, the apex but slightly narrower than base, finely and rather closely punctured. Elytra with rows of fine punctures which become obsolete toward the tip; pubescence short, moderately dense. Length 2.3-2.7 mm. (Fig. 220.)



Fig. 220.  
(After Forbes.)

Throughout the State, but scarce. January 11—August 7. Beaten from vegetation; said to often occur in houses and where flour and grain are stored.

### IV. *THRIMOLUS* Casey. 1900.

Here belongs a single minute species having the head large, transverse; eyes basal; antennal club cylindrical, stout, 3-jointed; thorax broadly curved and finely beaded at base; scutellum well developed; front coxae large, obliquely suboval, rather widely separated by the prosternum.

1122 (—). *THRIMOLUS MINUTUS* Casey, Journ. N. Y. Ent. Soc., VIII, 1900, 137.

Oblong-oval, moderately convex. Dark brownish- or clay-yellow; legs and antennae paler. Head and thorax without punctures, the latter more than twice as wide as long, the disk without basal impressions. Elytra one-third longer than wide, much wider than thorax; finely, sparsely and somewhat roughly punctate. Length .7-.9 mm.

Marion County; rare. October 31. Two specimens sifted from woody fungi on side of maple log. Described from Texas; known also from near Cincinnati.

## Family XXIV. DERMESTIDÆ.

### THE SKIN BEETLES.

Among the small beetles which prey upon dead or decaying animal matter those belonging to the family Dermestidæ are the most important; many of the species being exceedingly destructive to skins, furs and other dried animal substances. In form they are usually oval and plump, and in color dark, often having the surface

partly covered with pale gray or brown spots composed of minute scales or hairs which are easily rubbed off. When disturbed they usually "play possum," folding back their legs and rolling over on their backs, where they remain quiescent for some time. The name of the typical genus, *Dermestes*, is derived from two Greek words meaning "a skin" and "to devour," whence the common name of skin-eaters or skin beetles.

The principal distinguishing characters of the family are the small deflexed head; eyes rounded, with small facets, the front usually with a third simple eye or ocellus; antennæ short, inserted in front of eyes, usually 11-, sometimes 9- or 10-jointed, the last two or three joints forming a large club; thorax short, in the majority of species excavated beneath for the reception of the antennæ; elytra covering the abdomen, not striate; abdomen with five free ventral segments; front coxæ rather long, conical or oblique, the cavities open behind except in *Byturus*; middle coxæ oval, oblique; hind coxæ slightly separated, usually dilated into a plate partly protecting the femora and formed to receive the latter in repose; legs short, tibiae with distinct spurs; tarsi 5-jointed, claws usually simple.

The larvæ of the majority of Dermestids are brown, active grubs clothed with long hairs and usually with a brush of similar hairs at the end of the body. Many of them have a peculiar gait, running for a short distance, then stopping and vibrating the hairs with great rapidity. They are much more destructive than the adult beetles, but at times appear to be able to live for long periods with little or no food.

Between 300 and 400 species of Dermestidæ are known, about 85 of which, with numerous varieties, are from North America. The principal literature treating of these is as follows:

*LeConte*.—"Synopsis of the Dermestidæ of the United States,"  
in *Proc. Phil. Acad. Nat. Sci.*, VIII, 1854, 106-113.

*Jayne*.—"Revision of the Dermestidæ of the United States," in  
*Proc. Amer. Phil. Soc.*, XX, 1882, 343-377.

*Casaj*.—"Review of the American Dermestidæ," in *Journ. N. Y. Ent. Soc.*, VIII, 1900, 138-165.

The members of the family which have a range including Indiana are distributed among eight genera.

KEY TO INDIANA GENERA OF DERMESTIDÆ.

*a*. Tarsi with second and third joints lobed beneath; front coxal cavities closed behind; claws armed with a large basal tooth. (Fig. 221.)

I. BYTURUS.



- aa.* Tarsi simple; front coxal cavities open behind; tarsal claws simple.
- b.* Head without a simple eye or ocellus on the front; length 6 or more mm. II. DERMISTES.
- bb.* Head with a distinct ocellus; length not over 5 mm., usually less.
- c.* Body either pubescent or covered with small scales; prosternum visible between the front coxae.
- d.* Antennal grooves wanting; basal joint of hind tarsi much shorter than second; middle coxae narrowly separated.
- e.* Antennae 11-jointed; hind coxal plates narrow; mesosternum deeply emarginate in front. III. ATRAGNUS.
- cc.* Antennae 9-jointed; hind coxal plates short and wide; mesosternum subulate its full length. IV. DEARTHUS.
- dd.* Antennal grooves or pits distinct; basal joint of hind tarsi but little shorter than the next two combined; middle coxae widely separated.
- f.* Body pubescent.
- g.* Antennae stout, subserrate, the club 6- to 8-jointed in male, 4-jointed in female; mandibles and labrum not covered by prosternum in repose. V. TROGODERMA.
- gg.* Antennae with a large compact 2-jointed club, received in a deep pit beneath side margin of thorax; mandibles covered, labrum not covered by prosternum. VI. CRYPTORHOPALUM.
- ff.* Body covered with small scales; antennal club received within a deep pit at the apical thoracic angles. VII. ANTHRENUS.
- cc.* Body glabrous; the mouth in repose covered by front legs; prosternum not visible between the front coxae. VIII. ORPHILUS.

#### I. BYTURUS Latr. 1796.



Fig. 221. Tarsus of *Bytus* showing lobes of tarsal joints and basal tooth of claw. (After Jayne.)

Head very large, front as wide as long without ocellus; eyes prominent, coarsely granulated; antennae 11-jointed, club 3-jointed, not received in pits or grooves; scutellum large, quadrate. One species occurs in the State.

1123 (3116). *BYTURUS UNICOLOR* Say, Journ. Phil. Acad. Nat. Sci., III, 1823, 197; *ibid.* II, 126.

Oblong-oval, convex. Uniform reddish-yellow or pale brown, rarely piceous, thickly clothed with fine, paler silky pubescence. Thorax one-third wider than long, coarsely and densely punctate; sides regularly curved, margins broadly depressed, base slightly broader than apex. Elytra three times as long as wide, rather coarsely and densely punctured. Length 3.7-4.5 mm. (Fig. 222.)



Fig. 222. (After Forbes.)

Throughout the State; frequent. May 16-July 6. Occurs on the flowers of blackberry and raspberry, on which it feeds. The fruit is also often infested with the larva, a small white worm known as the "raspberry fruit worm," which clings to the inside of the berry.

## II. DERMESTES Linn., 1767. (Gr., "skin devour.")

Oblong or elongate black or piceous species having the front coxæ contiguous; head capable of retraction within the thorax; antennæ 11-jointed with a 3-jointed club; body clothed with short hairs. On the carcasses of dead animals, after the soft parts have been devoured by other scavengers and only the bones and skin remain, they can usually be found in numbers; while one or two are common household pests, found about refuse lard, bacon, feathers and cheese. Five species have been taken in Indiana, while another doubtless occurs.

## KEY TO INDIANA SPECIES OF DERMESTES.

- a.* Abdomen thickly covered with long whitish pubescence and with a row of black spots on each side; front portions of side margins of thorax not visible from above.
- b.* Pubescence of thorax densely covering the entire surface, variegated with small spots of black, gray and reddish-brown.
- c.* Thorax with three small, widely separated spots of pale pubescence, arranged transversely at about the middle of its length; form more robust; pubescence of scutellum not conspicuously pale. 1124. CANINUS.
- cc.* Thorax without the three pale pubescent spots; form more slender and parallel; pubescence of scutellum dull yellow. 1125. TALPINUS.
- bb.* Pubescence of thorax gray and limited to the margins, the disk with a large triangular, nearly smooth spot, black. 1126. VULPINUS.
- aa.* Abdomen without whitish pubescence or rows of black spots; side margins of thorax entirely visible from above.
- d.* Thorax and basal fifth of elytra covered with uniform reddish-brown pubescence; abdomen reddish-brown. 1127. PULCHER.
- dd.* Thorax without trace of reddish pubescence; abdomen black.
- c.* Basal two-fifths of each elytron grayish-yellow, enclosing three black spots. 1128. LARDARIUS.
- cc.* Elytra black, sparsely and uniformly clothed with paler pubescence, and with feeble but visible striae; body subcylindrical. ELONGATUS.

\*1124 (3420). DERMESTES CANINUS Germ., Ins. Spec. Nov., 1824, 84.

Elongate-oblong. Thorax with dense, variegated pubescence; elytra black, mottled, especially on basal half, with fine black and coarse gray pubescence, the latter often covering the greater part of the surface; middle and hind femora with rings of white pubescence. Male with a median pit on the third and fourth ventral segments, from which arises a bunch of erect brown hairs. Length 7.8-2 mm.

Throughout the State; frequent. January 6–October 20. Hibernates. Gregarious in winter beneath mullein leaves, bark and logs.

1125 (3424). *DERMESTES TALPINUS* Muhl., Bull. Mosc., 11, 1843, 257.

Elongate, subcylindrical. Thorax densely clothed with variegated hairs; elytra black, clothed with dark bluish gray, clay-yellow and black hairs; antennae fuscous; femora with white rings at middle. Length 5.5-6.5 mm.

Lawrence County; scarce, May 9. Known heretofore from Idaho and Nevada, westward. Verified by H. C. Fall.

\*1126 (3428). *DERMESTES ALPINUS* Fab., Spec. Ins., 1, 1781, 61.

Elongate, subconvex. Elytra piceous, uniformly and rather sparsely clothed with a mixture of black and grayish-yellow hairs; last ventral segment brown with two white spots at base. Fourth ventral segment of male with a median pit bearing a bunch of brown hairs. Length 6-9 mm.

Lake, Vigo, Putnam and Monroe counties; frequent, January 13-December 12. Hibernates.

1127 (3424). *DERMESTES PULCHER* Lec., Proc. Phil. Acad. Nat. Sci., VII, 1854, 108.

Oblong-oval, subdepressed. Head, thorax and basal fifth of elytra uniform pale reddish-brown; remainder of elytra black. Length 6-6.5 mm.

Marion County; scarce. Hibernates, March 20-December 11. Taken from beneath bark of ash logs.

\*1128 (3425). *DERMESTES LARDARIUS* Linn., Faun. Suec., 140.

Elongate, moderately convex. Black or piceous; elytra with base marked as shown in Fig. 223; under surface and legs black with fine, sparse yellowish pubescence. Thorax black with a few small isolated tufts of yellowish pubescence, finely and densely punctate. Length 6-7.5 mm. (Fig. 223.)

Throughout the State; frequent, February 7-July 21. This species, known as the "ham beetle," the "larder beetle," etc., has been widely distributed by commerce and is often a household pest, especially where bacon and hams are stored. It is said that they can be attracted by baits of old cheese and then gathered and destroyed. Where a smoke-house or storeroom is overrun with the beetle, its contents should be cleared out and the room either sprayed with benzine or subjected to strong fumes of bisulphide of carbon. Where a ham or other object is already infested, the affected portion should be cut away and the surface of the remainder washed with a very weak solution of carbolic acid. If thereafter the windows are screened with fine wire gauze and the doors kept tightly closed, the contents will probably be




Fig. 223. (After Howar<sup>1</sup>  
Bull. 4 N. Ser. Div. Ent. U.  
S. Dep. Agr.)

safe. It is said that an entire generation of the beetle may be developed in six weeks, so under proper conditions of warmth and food supply the increase of the insect will be very rapid.

*D. elongatus* Lec., length 9 mm., is a southern and western species which has been recorded from near Cincinnati.

### III. ATTAGENUS Latr. 1802. (Gr., "a woodcock.")

Small oblong species clothed with rather sparse, dark pubescence, having the antennæ 11-jointed; hind coxal plate long, narrow and prominent; mesosternum narrow and emarginate.

1129 (3431). ATTAGENUS PICEUS Oliv., Ent. Hist. Nat., 11, 1789, 9.

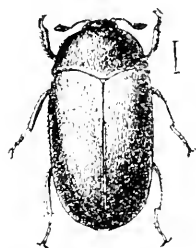


Fig. 224. (After Howard, Bull. 4, N. Ser. Div. Ent., U. S. Dep. Agr.)

Oblong, subconvex. Head and thorax black; elytra dark reddish-brown to piceous or black, clothed with short, sparse pubescence. Thorax coarsely punctate, base bisinuate with a slight impression before the scutellum. Elytra more finely and densely punctate. Last joint of male antennal club as long as the entire remainder of antennæ, pointed at the end. Length 3.5-5 mm. (Fig. 224.)

Throughout the State; frequent in the southern counties, less so northward. March 16-August 26. A common museum and household pest often found on windows while trying to escape. It is known as the "black carpet beetle," and the larvæ often do much damage to carpets, silk and woolen goods, feathers, etc. The same remedies may be used as are given for the Buffalo carpet beetle on a succeeding page. Taken also on flowers of wild parsnip in July.

### IV. DEARTHUS Lec. 1861.

One small oblong black species represents this genus in the State.

1130 (3438). DEARTHUS LONGULUS Lec., New Spec. N. Amer. Col., 1, 1863, 73.

Narrowly oblong-oval, moderately convex. Black or piceous, clothed with short dark pubescence; under surface and legs dark reddish-brown to piceous, clothed with sparse gray hairs. Thorax nearly twice as wide as long, distinctly narrowed from base to apex, sides evenly and feebly curved, base broadly and feebly lobed and bisinuate; disk rather coarsely but not densely punctate and with a short, fine median line. Elytra coarsely but not closely punctate. Last joint of male antennæ almost three times as long as the two preceding united, obtuse at end. Length 2.5 mm.

Marion and Posey counties; scarce. May 3-May 8. Beaten from flowers of the red haw, *Crataegus punctata* Jacq.

## V. TROGODERMA Lat. 1829. (Gr., "to gnaw" + "skin.")

Small, oblong-oval species, having the antennal club 4- to 7-jointed and the antennal grooves occupying the entire space between the prosternum and the lateral margin of thorax; elytra with narrow, oblique crossbars formed by variegated pubescence. Three species are known from Indiana.

## KEY TO INDIANA SPECIES OF TROGODERMA.

- a.* Eyes entire, the inner frontal margin not emarginate; antennae of male serrate, the third and fourth joints equal. (Fig. 225.)
- b.* Thorax strongly and rather closely punctate, especially toward the sides; pubescence persistent. 1131. ORNATUM.
- bb.* Thorax very minutely and sparsely punctate throughout; pubescence easily denuded. TARSALE.
- aa.* Eyes feebly notched or emarginate at about the middle of their inner frontal edge; male antennae compact, not serrate. (Fig. 226.)
- c.* Elytra black with reddish bands. 1132. EXCLUSUM.
- cc.* Elytra brown or piceous with dull faint yellow bands. 1133. OBSOLESCENS.

1131 (3112). TROGODERMA ORNATUM Say, Journ. Phil. Acad. Nat. Sci., V, 1825, 186; *ibid.* 11, 290.



Fig. 225. Head and antennae of *Trogoderma ornatum*. (After Jayne.)

Oblong-oval. Black, rather shining, thorax variegated with reddish and gray hairs; elytra with three irregular confluent reddish bands bearing gray pubescence; beneath piceous brown. Apex of elytra obtuse and as broad as base. Prosternum long and rather broad at tip, subcarinate. Club of male antennae formed of joints 6 to 11, which are strongly pectinate. Length 3-4.5 mm.

Vigo, Marion and Posey counties; scarce, March 23-October 19. Found about houses and cellars; the larva occurring, though rather rarely, as a museum pest in insect collections.

*O. tarsale* Melsh., length 1.8-2.5 mm., has been recorded from near Cincinnati.

1132 (1131). TROGODERMA EXCLUSUM Lec., Proc. Phil. Acad. Nat. Sci., 1851, 110.

Oval, somewhat oblong. Black; thorax with lines of gray hairs; elytra with four narrow, sinuous, more or less confluent reddish bands bearing gray pubescence, the subapical band enclosing a transverse rhombus on the suture. Thorax of the female twice as wide as long, finely and sparsely punctate. Elytra more coarsely punctate; scarcely narrowed from base to apex. Joints of male antennal club not pectinate. Length 2-3.5 mm.



Fig. 226. Head and antennae of *Trogoderma exclusum*, showing notched eyes. (After Jayne.)

Throughout the State; scarce. May 11–July 30. Resembles the preceding but usually smaller. Readily distinguished by the emarginate eyes.

1133 (—). *TROGODERMA OBSOLESCENS* Casey, Journ. N. Y. Ent. Soc., VIII, 1900, 151.

Narrower and more elongate than *inclusum*. Head, thorax and under surface dull black or piceous; elytra brownish with a faint dull yellow band bearing gray pubescence near base and another near apex; also a spot of similar pubescence on each at middle near suture and a second on side slightly behind the middle. Thorax twice as broad as long, its surface, as well as that of elytra, very finely and rugosely punctate. Length 2.3 mm.

Lawrence County; scarce. May 11. Beaten from flowers of red haw, *Cralagus*.

#### VI. *CRYPTORHOPALUM* Guer. 1838. (Gr., "hidden + club.")

Small black or piceous, sparsely pubescent species having the antennal club 2-jointed, the deep grooves beneath the margin of the thorax; prosternum covering all the mouth parts except the labrum, its process with broad tip widely dividing the mesosternum.

1134 (3449). *CRYPTORHOPALUM HEMORRHOIDALE* Lec., Ann. Lyc. Nat. Hist., I, 1824, 170.

Elongate-oval, moderately convex. Head black; thorax and elytra dark reddish-brown or piceous, the latter with apical third dull yellow and with two transverse bands of short, rather sparse yellow hairs. Head coarsely and densely, thorax more finely, punctate; the latter with pale hairs on the sides and basal lobe. Beneath, black with long, sparse yellow pubescence. Joints of antennal club of male subequal, oval, together twice as long as the preceding joints united. Length 2.25 mm.

Tippecanoe, Marion, Owen, Vigo and Posey counties; frequent. May 3–June 23. Taken on flowers of the panicled cornel or dogwood, *Cornus candidissima* Marsh.

1135 (3452). *CRYPTORHOPALUM TRISTE* Lec., Proc. Phil. Acad. Nat. Sci., VII, 1854, 111.

Rather narrowly oval, subconvex. Uniform black or piceous, clothed with sparse yellowish, semi-erect pubescence; antennae reddish-brown to piceous. Thorax finely and very densely punctured, the lobe at middle of base narrow, truncate; hind angles acute. Elytra more coarsely and less densely punctured. Antennal club of male of two unequal joints, the terminal one being only half as long as the preceding. Length 2.3 mm.

Throughout the State; common. April 27–September 19. Occurs in spring on the flowers of red haw, yellow puceon and other plants, and on those of goldenrod in autumn. Whenever the plant

is touched or jarred they feign death and fall off. The proper name of this species is somewhat in doubt. *C. triste* was described from California and *picicornis* from "Pennsylvania to Georgia" by LeConte on the same page. Jayne says the two are synonyms. Casey says *triste* is a west coast species and that he has not seen *picicornis*, but that it is probably a valid species. If the two are distinct, our species should bear the latter name.

VII. ANTHREXUS Geoff. 1864. (Gr., "a buzzing insect.")

Short, compact species, readily known by having the thorax broad at base and narrow in front, its lateral margins bent under the body and divided by a deep groove or pit for the reception of the antennal club; the mouth parts except labrum covered by the projecting prosternum, and surface covered by small, variegated scales instead of the usual hairy pubescence. They are the worst of museum pests, being especially destructive to dried insects. Five or six species are known from the United States, four of which occur in Indiana.

KEY TO INDIANA SPECIES OF ANTHREXUS.

- a.* Antennae 11-jointed, the club 3-jointed.  
*b.* Eyes emarginate; scales of surface coarse, large, triangular, as wide as long; antennal club oval.  
*c.* White scales on elytra in two or three narrow, sinuous bands or spots; these usually connected with projections from a stripe of orange scales along the suture. 1136. SCROPHULARIE.  
*cc.* White scales of elytra confluent into a broad median or sub-basal band. 1137. THORACICUS.  
*bb.* Eyes entire; scales fine, elongate, three times as long as wide; antennal club oblong. 1138. VERBASCI.  
*aa.* Antennae 8-jointed, club 2-jointed; eyes entire; scales small, triangular. 1139. CASTANEÆ.

1136 (3444). ANTHREXUS SCROPHULARIE Linn., System Nat., II, 1766, 568.

Ovate, rather convex. Elytra marked with a longitudinal sutural stripe and an apical spot of brick red or dull yellow scales, the stripe with three equidistant lateral projections of the same color, the first two of which join narrow, sinuous white bands. Body beneath black, covered with white and orange scales. Length 2.2-3.5 mm. (Fig. 227.)

Lake, Cass, Wabash and Marion counties; scarce. April 27-December 26. This is the carpet

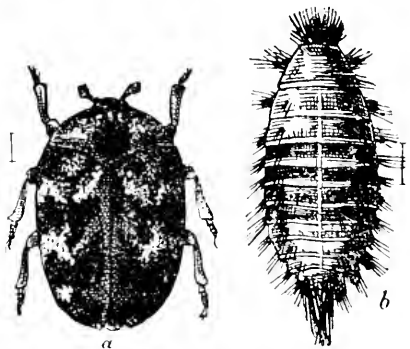


Fig. 227. (After Riley.)

beetle, the larva of which is known as the Buffalo moth. It is a European species, which made its appearance in the eastern United States about 1874, and has since been widely distributed, becoming one of the worst of household pests. In the larval stage it feeds upon carpets and woolen goods, furs and feathers. The larva is a short fat grub about one-fifth of an inch in length, clothed with stiff brown hairs, with short tufts of similar hairs on the sides of each segment and a longer tuft at the extremity, forming a tail-like projection. (Fig. 227, b.) It occurs all the year round in well-heated houses, but more frequently in summer and fall, in the cracks of floors near the edges of rooms and beneath furniture. It feeds upon the woolen fibres of the carpet, often following the line of a floor crack and cutting long slits. When full grown it contracts, sheds its skin and becomes a quiescent pupa. In this stage it remains for several weeks, or even months, the length of time depending upon the temperature and surroundings. The mature beetles begin to appear in October and are found about the house in winter, being most abundant in spring when they are mating, and may be often taken at the windows while trying to escape.

Where it has once become installed nothing but the most thorough and long-continued measures will eradicate this beetle. Dr. L. O. Howard, in writing of the known remedies says: "In Europe it is not especially noted as a household pest, and this is doubtless owing to the fact that carpets are little used. In this country carpets once put down are seldom taken up for a year, and in the meantime the insect develops uninterruptedly. Where polished floors and rugs are used, the rugs should be taken up and beaten, and in the same way woolens and furs should never be allowed to remain undisturbed for an entire year. It is a well-known fact that the carpet habit is a bad one from other points of view, and there is little doubt that if carpets were more generally discarded in our more northern States, the Buffalo bug would cease to be the household pest that it is today."

"Where convenience or conservatism demands an adherence to the old custom, however, we have simply to insist upon extreme thoroughness and a slight variation in the customary methods. The rooms should be attended to one or two at a time. The carpets should be taken up, thoroughly beaten, and sprayed out of doors with benzine, and allowed to air for several hours. The rooms themselves should be thoroughly swept and dusted, the floors washed down with hot water, the cracks carefully cleaned out and kerosene or benzine poured into the cracks and sprayed under the baseboards.



The extreme inflammability of benzine, and even its vapor, when confined, should be remembered and fire carefully guarded against. Where the floors are poorly constructed and the cracks are wide it will be a good idea to fill the cracks with plaster of paris in a liquid state; this will afterwards set and lessen the number of harboring places for the insects. Before relaying the carpet tarred roofing paper should be laid upon the floor, at least around the edges, but preferably over the entire surface, and when the carpet is relaid it will be well to tack it down rather lightly, so that it can be occasionally lifted at the edges and examined for the presence of the insect.\*

1137 (3441a). *ANTHRENUS THORACICUS* Melsh., Proc. Phil. Acad. Nat. Sci., II, 1811, 117.

Resembles the preceding in form but smaller. The reddish sutural stripe is rarely present; the first and second crossbars of white are wide, merging on the sides only, or throughout their entire extent, when they form a wide sub-basal or median crossband. Under surface covered with white scales. Length 2.5-3 mm.

Posey County; rare. Beaten from flowers of *Crataegus*. This species is placed as a synonym of *serophularia* by Jayne and Henshaw, but is very distinct. It was described from the "middle and southern States" 30 years before the European species was known from the eastern United States.

\*1138 (3445). *ANTHRENUS VERBASCI* Oliv., Entom., IV, 1795, 7.

Oblong-oval, moderately convex. Thorax black, the disk sparsely clothed with yellow scales, the sides more densely with white ones; elytra black, with a large basal ring and two transverse zigzag bands of white scales, bordered by yellow ones. Under surface clothed with fine, long grayish-yellow scales. Length 2-3 mm. (Fig. 228.)

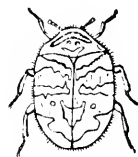


Fig. 228. - 7.  
(After Glover.)

Marion, Vigo and Knox counties, common; probably throughout the State. February 12-June 16. Occurs especially on the flowers of the wheat-or-corn-cockle, *Lycnis gilbago* Linn. It is also the most common and destructive of museum pests, being especially injurious to skins of birds, mammals and dried insects. If once infested, the only remedy is a teaspoonful or two of bisulphide of carbon poured into the boxes or drawers containing the specimens. They should then be closed as tightly as possible. Naphthaline flakes, kept in liberal quantities in or about the cabinet, will disguise the odor of the dried insects and repel the pests, but they serve only as a preventative and not as a remedy

\*"Principal Household Insects of the U. S." in Bull. No. 1, New Ser., U. S. Div. Entomology, 1896, 59-60.

for boxes already infested. In heated buildings it begins to emerge from the pupal stage about February 15th; in open air probably not until spring.

1139 (3446). *ANTHRENUS CASTANEE* Melsh., Proc. Phil. Acad. Nat. Sci., 11, 1844, 116.

Oblong-oval, moderately convex. Head and thorax black; the latter with the disk sparsely, the base and sides narrowly and densely, covered with small triangular yellow scales; elytra chestnut-brown, sparsely clothed with similar scales arranged in three narrow zigzag crossbands, with a few scattered ones between. Under surface picceous-brown, the sternum densely, the abdomen sparsely, covered with yellowish scales. Length 2-2.5 mm.

Throughout the State; frequent. May 3-July 13. Occurs on the flowers of *Hydrangea*, *Cratagus* and *Ceanothus*. I have followed Casey in giving the name *castanea* to the species commonly listed as *muscorum*. He states that the latter is much larger and differs especially in the structure of the antennal joints. I have never seen *castanea* about houses or museum collections.

#### VIII. *ORPHILUS* Erichs. 1846. (Gr., "a sea fish.")

Small, compact, oblong-oval black beetles having the surface nearly smooth; spine of prosternum short, reaching, but not passing between the front coxæ; front legs large, protecting the mouth parts; thorax as wide at base as the elytra, its base with a broad lobe at middle, the side margins beneath with a pit behind the antennal grooves for the reception of the front knees in repose. One species occurs in Indiana.

1140 (3455). *ORPHILUS ATER* Erichs., Nat. Ins., III, 1846, 463.

Oblong-oval, moderately convex. Black, shining, without pubescence. Antennæ reddish-brown, 11-jointed, the club 3-jointed. Entire upper surface coarsely punctate. Elytra somewhat rugose, the punctures of the basal region coarser and densely crowded. Scutellum large, oval, with a few punctures. Length 2.3-2.8 mm.

Southern half of State, frequent; not taken north of Fountain County. May 3-July 11. Occurs on the flowers of the Jersey tea, *Ceanothus americanus*, L., on those of the red haw, *Cratagus*, and other plants. Listed by Jayne and Henshaw as *O. glabratus*, a European species, but Erichson, LeConte and Casey claim it is distinct.

#### Family XXV. HISTERIDÆ.

##### THE HISTER BEETLES.

A family of medium size, comprising small, usually black, shining beetles having the elytra truncate behind, leaving two segments

of the abdomen uncovered. In form they are variable, either oblong and flat or, more usually, round, oval, globose or cylindrical. All are very compact, have a very hard surface and the elytra are usually marked with a number of striae. According to species, these vary much in number, length and connection and are therefore much used in classification. The beetles live for the most part under the bark of logs, in decaying fungi, carrion, animal excrement or ants' nests. They were formerly thought to be scavengers, but it is now believed they are predaceous in all stages, and devour the larvæ of Diptera and other forms which are feeding upon the decaying matter.

The name *Hister* is usually supposed to have been derived from the Latin *histrion*, meaning a clown or mimic, and to have been applied to these insects by Linnaeus on account of their habit of retracting the antennæ and legs and feigning death when disturbed. However, LeConte states\* that as a vast number of other insects feign death in the same manner, this derivation appears inappropriate. He therefore suggests that as the Roman poet Juvenal, in one of his satires, mentions a filthy fellow of the name of Hister, Linnaeus, who was fond of alluding to the classic writers of Rome, on finding these beetles living in the most filthy conditions, in the midst of excrements and putrefaction, probably, and very properly, gave this name to them.

In addition to the characters mentioned, the members of the family have the antennæ elbowed or abruptly bent and retractile (Fig. 229), the first joint long, the eighth and following joints forming a compact, rounded or rarely triangular club; thorax closely applied to the elytra, usually with cavities beneath the side margins to receive the clubs of the antennæ; prosternum frequently lobed in front and prolonged between the front coxæ, the latter transverse or globose, the cavities open behind; middle and hind coxæ rounded or subquadrate, widely expanded; abdomen with five free ventral segments, the first very large, the fifth very short; legs short, retractile; tibiæ compressed, front ones toothed and more or less fitted for digging; tarsi slender, short, 5-jointed (except in *Acrilus* and *Elctes*, where the hind ones are 4-jointed), the front ones usually received in grooves on the front face of the tibiæ.

The principal literature treating of the North American members of the family is as follows:

\*Proc. Phil. Acad. Nat. Sci., XI, 1859, 310.



Fig. 229.  
(After LeBaron.)

*LeConte, John E.*—"A Monograph of the North American Histeroides." in *Bost. Journ. Nat. Hist.*, V, 1845, 32-86, pls. I-VI.

*Horn.*—"Synopsis of the Histerida of the United States." in *Proc. Amer. Phil. Soc.*, XIII, 1873, 270-363.

*Casey.*—"Descriptions of isolated Genera and Species of Histerida." in *Ann. N. Y. Acad. Sci.*, VII, 1893, 533-578.

Nearly 2,000 species of the family are known, about 260 of which are from North America. Of these 68, distributed among 13 genera, have been taken in Indiana. The family is first divided into three tribes, and these in turn into genera.

#### KEY TO TRIBES OF HISTERIDÆ.

- a.* Head stretched out forward or horizontal; mandibles very prominent; form very much depressed. Tribe I. HOLOLEPTINI, p. 600.  
*aa.* Head retracted, bent downward; mandibles not very prominent; form convex, usually rounded, oval or cylindrical.  
*b.* Prosternum distinctly lobed in front (the lobe very short in *Tribalus*.) Tribe II. HISTRINI, p. 601.  
*bb.* Prosternum not lobed in front. Tribe III. SAPRINI, p. 617.

#### Tribe I. HOLOLEPTINI.

This tribe contains in our fauna the single genus:

#### I. HOLOLEPTA Payk. 1811. (Gr., "all + thin.")

Medium-sized, oblong or nearly square, very flat and thin beetles which live usually beneath the close bark of freshly felled poplar, tulip and elm trees. They have the labrum deeply and broadly grooved, its apex triangular and strongly bent downward; front tibiae dentate on the inner edge; antennal club without distinct cavity for its lodgment, being merely received in a slight depression on the under side of thorax. Two species are known from the State.

1141 (3460). HOLOLEPTA LUCIDA Lec. *Bost. Journ. Nat. Hist.*, V, 1845, 37, pl. 1, fig. 2.

Subquadrate, depressed. Thorax transverse, apex widely emarginate, base truncate, hind angles obtuse; disk punctured at the sides, the marginal stria entire; apical angles of male with a deep pit. Elytra with first dorsal stria entire; the second very short, basal; third a mere puncture at base; subhumeral deep, abbreviated at both ends. Length 8 mm.

Marion and Posey counties; scarce. March 10-April 21. Taken from beneath cottonwood bark in low damp woods.

1112 (3161). *Holocleptia fossularis* Say, Journ. Phil. Acad. Nat. Sci., V, 1825, 17; *ibid.* II, 271.

Resembles closely the preceding, differing only in the striation of the elytra. The first stria is short, extending not over a fourth of the elytra, the second still shorter and the third merely a trace. Males with a deep pit near the front angles of thorax, this lacking in females. Length 7-9.5 mm. (Fig. 230.)



Fig. 230.  $\times 3$ .  
(Original.)

Southern half of State; frequent. April 6-June 27. Appears to be much more common in spring. This and the preceding are very close and time will doubtless prove that they are the same, Say's name having priority.

#### Tribe II. HISTRINI.

To this tribe belong a number of genera, which live mainly in excrements or beneath bark. They vary much in form and have the mandibles capable of being applied to the front edge of the prosternum so as to conceal the mouth. Between the prosternal lobe and the prosternum proper is a suture, so that the former appears to be a distinct piece. In a number of genera the lobe is very wide, extending to the under edge of the thorax and forming the floor of a cavity which holds the antennae when the beetle is in repose. When so extended, the widened portion is called the "pectoral plate." Six of the twelve known genera of the tribe are represented in Indiana, while a seventh probably occurs.

#### KEY TO INDIANA GENERA OF HISTRINI.

- a.* Antennal cavities beneath the front angles of the thorax, open in front, but closed more or less completely beneath by the pectoral plate.
- b.* Club of antennae more or less oval, pubescent, and distinctly ringed or annulate; thorax without a lobe on the side.
- c.* Mandibles rather prominent, upper edge rounded; labrum trapezoidal; antennal club broadly oval; elytra distinctly striate.

#### II. HISTER.

- cc.* Mandibles retracted, upper edge acute; labrum short, very transverse.

- d.* Form ovate; elytra scarcely striate; prosternum broad, the lobe short; antennal club truncate.

#### III. TRIBALUS.

- dd.* Form more oblong; elytra distinctly striate; prosternum of moderate width, the lobe distinct; antennal club rounded.

#### IV. EPIERUS.

- bb.* Club of antennae obconical, solid, glabrous; thorax with a distinct lobe on each side; clypeus truncate.

#### V. HETERUS.

- aa.* Antennal cavities beneath the middle of the inflexed sides of the thorax, in front of the outer portion of the coxae, not closed beneath by a pectoral plate.

c. Tibiæ all dilated, the front ones with large terminal spurs.

VI. DENDROPHILUS.

cc. Middle and hind tibiæ slender.

f. Front tibiæ dilated, with large terminal spur. VII. PAROMALUS.

ff. Front tibiæ feebly dilated, with small spur. ANAPLEUS.

## II. HISTER Linn. 1765. (L., "a clown or mimic.")

A very large genus, comprising about 84 of the known North American species. Many of them are nominal only, being separated by characters which are variable or unstable, such as the length of the outer thoracic stria and the length and connection of certain of the elytral striae. Since these striae are so much used in the separation of species in almost all of the genera, the following brief description of them is given:

Near each side margin of the thorax there are usually two striae, known as the "outer and inner thoracic striae." The first of these is often very short or wholly wanting and in the same species is often variable in length. The striae of each elytron are normally nine in number, but several of them are more or less abbreviated, so that the number apparent is much less. Six of these, when present, are found on the disk, and, beginning near the margin, are called "first dorsal," "second dorsal," etc.; the sixth one, nearest the suture, being known as the "sutural." The fourth, fifth and sixth are often very much abbreviated. On the margin of the elytron, outside of the first dorsal, there may be three other striae known as the "inner, outer and oblique subhumeral," or if only one be present, as the "subhumeral." The two dorsal segments left exposed by the truncate elytra are known as the "propygidium" and the "pygidium," and the character of their punctation is also often used in the separation of species. To obviate the necessity of a very long key, the species of the genus *Hister* have been divided into six or seven groups or subgenera, four of which are represented in Indiana.

### KEY TO INDIANA SUBGENERA OF HISTER.

- a. Front tibiæ with the tarsal groove badly defined, straight; middle and hind tibiæ with small spines.
- b. Mesosternum truncate or emarginate at apex; inner thoracic stria always present, usually entire. Subgenus I. HISTER.
- bb. Mesosternum more or less produced in front; inner thoracic stria entirely absent. Subgenus II. PHELISTER.
- aa. Front tibiæ with the tarsal groove well defined; middle and hind tibiæ subdentate; inner thoracic stria absent.
- c. Front tibiæ without a tooth on the inner side near the base; spine of prosternum flattened at apex. Subgenus III. PLATYSOMA.

- cc.* Front tibiae with a small tooth on the inner side near the base; spine of prosternum convex. Subgenus IV. CYLISTRIX.

## SUBGENUS I. (HISTER.)

Rounded or oval, convex species, having the elytra always striate; thorax nearly always with two marginal striae, the outer often short; hind tibiae narrower at base than at apex, and with two rows of spines. Since the number of species and varieties of the subgenus taken in the State is 22, while five others may occur, they are for convenience arranged in four groups, separated as follows:

## KEY TO GROUPS OF INDIANA SPECIES OF THE SUBGENUS HISTER.

- a.* Margin of thorax fringed with short hairs; antennal cavities shallow. Group A.  
*aa.* Margin of thorax not fringed; antennal cavities deep.  
*b.* Prosternum convex without striae on the sides.  
*c.* Mesosternum emarginate in front. Group B.  
*cc.* Mesosternum truncate in front. Group C.  
*bb.* Prosternum more or less flattened with a stria on each side; mesosternum very feebly emarginate; outer thoracic stria usually entire. Group D.

## GROUP A.

To this group belong two rather robust species having the entire margin of the thorax fringed with short yellowish hairs. One of the two has been taken in the State, while the other probably occurs.

## KEY TO SPECIES OF GROUP A.

- a.* Front tibiae bidentate; outer marginal stria of thorax entire; color black and red. 1143. *EPLAGIATUS*.  
*aa.* Front tibiae not dentate; outer marginal stria abbreviated; color wholly black. *LEVIPES*.

1143 (3472). *HISTER EPLAGIATUS* Lec., Bost. Journ. Nat. Hist., V. 1845, 55, pl. 3, fig. 4.

Broadly oval. Black; elytra each with a large curved red space on the center. Thorax with two entire striae, its surface smooth or nearly so. Elytra without trace of subhumeral stria; each with three entire dorsal striae and a trace of fourth at base and apex, the sutural extending from apex one-third to one-half towards base. Pygidium sparsely and rather finely punctured. Length 5 mm.

Cass County; rare. One specimen dug from a burrow in a sand bank by Dr. Robert Hessler, April 17. Probably occurs sparingly throughout the southern two-thirds of the State.

*H. levipes* Germ., length 3.5-4.5 mm., is said to occur from Pennsylvania to Georgia.

## GROUP B.

All the members of this group have the mesosternum distinctly emarginate in front and the thorax without cilia on the front and side margins. The following species have been taken or may occur in the State.

## KEY TO SPECIES OF GROUP B.

- a.* Subhumeral stria entire; elytra with four dorsal striae, the fourth sometimes abbreviated at base.
- b.* Outer thoracic stria entire.
- c.* Surface above sparsely but distinctly punctured. 1144. HARRISII.
- cc.* Surface smooth.
- d.* Apical tooth of front tibiae more prominent than the second; length 5-5.5 mm. 1145. MERDARIUS.
- dd.* Apical tooth much less prominent than the second.
- c.* Sutural stria long, extending in front of middle.
- f.* Size larger, 5-7 mm. 1146. INTERRUPTUS.
- ff.* Size smaller, not over 3 mm. 1147. STYGICUS.
- cc.* Sutural stria very short, apical; length 5 mm. 1146a. VAR. IMMUNIS.
- bb.* Outer thoracic stria much abbreviated or entirely absent.
- g.* Outer stria entirely obliterated; prosternal lobe margined.
- b.* Thoracic margin thickened; inner stria entire; length 4.5 mm. 1148. MARGINICOLLIS.
- bb.* Thoracic margin not thickened; inner stria abbreviated behind; length 2.5-3.5 mm. COGNATUS.
- gg.* Outer thoracic stria visible, usually forming a short arc near the front angle; inner stria slightly abbreviated at tip; length 3.5-5.5 mm. 1149. FEDATUS.
- aa.* Subhumeral stria interrupted at middle, or often entirely obsolete.
- i.* Front tibiae serrulate with several spinules or small sharp teeth.
- j.* Both outer and inner subhumeral striae present, the latter apical, deeply impressed; elytra with four entire dorsal striae; length 3.5 mm. 1150. ABBREVIATUS.
- jj.* Subhumeral striae entirely absent or with only a mere trace; elytra with three dorsal striae; length 4 mm. 1151. CIVILIS.
- ii.* Front tibiae tridentate, the teeth being processes of the tibiae itself.
- k.* Thorax with but one marginal stria.
- l.* Elytra with three dorsal striae.
- m.* Epipleura with one stria; front tibiae 4-dentate; length 5 mm. SEMISCUPTUS.
- mm.* Epipleura with two striae; front tibiae 3-dentate; length 3-4 mm. DISPAR.
- ll.* Elytra with four entire dorsal striae; epipleura unistriate; length 5.5 mm. 1152. OSCULATUS.
- kk.* Thorax with two striae.
- n.* Elytra with three entire striae.
- a.* Inner subhumeral present at apex, moderately impressed; epipleura with two striae; length 5.5 mm. 1153. DEPRICATOR.



oo. Subhumeral striae wholly absent.

p. Apex of prosternal lobe truncate; epipleura with two striae;  
length 5.5-5 mm. 1151. FURIVUS.

pp. Apex of prosternal lobe rounded; epipleura with three striae;  
length 4.6 mm. 1153a. INCERTUS.

uu. Elytra with four entire striae; outer thoracic stria abbreviated;  
form oblong; length 4.5 mm. CURTATUS.

1144 (3177). HISTER HARRISI Kirby, Fauna Bor. Amer., IV, 1837, 121.

Rounded-oval, convex. Surface sparsely and equally punctured. Thorax with two striae, the outer entire and slightly curved at base, the inner often slightly the shorter. Elytra with four entire striae, fifth extending to middle, sutural longer than fifth, subhumeral entire. Front tibiae with four or five teeth, the apical shorter than the second. Length 4.5 mm.

Lake, Laporte, Pulaski, Cass and Marion counties; frequent. April 16-June 26. Occurs principally in cows' dung. Frequent beneath chunks on beach of Lake Michigan.

1145 (3479). HISTER MERDARIUS Hoffm., Ent. Hefte., 1, 39.

Oblong-oval, convex. Thorax with two entire striae which usually unite at the base, the inner somewhat sinuous, a few sparsely placed punctures along the sides. Elytra with four entire striae or with the fourth slightly abbreviated at base, fifth and sutural extending to middle, subhumeral entire, nearly straight. Front tibiae with four teeth, the apical one more prominent than the second and slightly notched at tip. Propygidium rather sparsely, pygidium more densely punctured. Notch of mesosternum deep and broadly rounded. Length 5.5-7 mm.

Throughout the State; frequent. April 25-October 24.

1146 (3480). HISTER INTERRUPTUS Beauv., Ins., 1805, 180.

Broadly ovate, convex. Thorax with two entire striae, not united at base, the inner rarely sinuate, surface without punctures. Elytra with three entire striae, fourth slightly abbreviated at base, fifth very short, sutural extending in front of middle. Pygidium rather finely and sparsely punctured. Front tibiae with five teeth, the apical one shorter than the second and bifid. Notch of mesosternum broad but very shallow. Length 5.5-7 mm.

Common beneath rubbish along the beach of Lake Michigan; taken elsewhere only in Vigo County, where it is scarce. May 6-October 11.

1146a (3182). HISTER INTERRUPTUS IMMUNIS Erichs., Kl. Jahrbuch, 1834, 113.

Close to *interruptus* and, in my opinion, only a variety of that species. Differs by being shorter and proportionally broader, and by having the sutural stria very short or often entirely obsolete. Front tibiae with five subequal teeth. Length 5.6 mm.

Common along the beach of Lake Michigan in company with *interruptus*; not noted elsewhere in the State. May 20–June 10. The length of the sutural stria, the only character used by Horn in separating several species, is often uncertain and variable in the same species.

1147 (3481). *HISTER STYGICUS* Lec., Bost. Journ. Nat. Hist., V, 1845, 48.

Resembles *interruptus* in almost every particular except size. Form more broadly oval; thorax with striae entire, parallel, equidistant from each other and from the margin; disk very minutely punctulate. Propygidium coarsely but very sparsely punctulate; pygidium finely and sparsely punctate. Length 2.5 mm.

Putnam County; rare. April 24. Taken by sifting about a deserted mouse's nest.

1148 (3483). *HISTER MARGINICOLLIS* Lec., Bost. Journ. Nat. Hist., V, 1845, 58, pl. 3, fig. 11.

Broadly oblong-oval, subconvex. Thorax with margin thickened, convex; outer stria wholly absent; inner one entire, close to margin; surface very finely punctulate, sides more coarsely punctate. Elytra with subhumeral and three dorsal striae entire, fourth abbreviated at base sometimes only on apical half, fifth short, apical; sutural extending beyond middle. Epipleura with one stria. Front tibiae with five rather acute teeth. Notch of mesosternum very shallow. Length 3.5–4.5 mm.

Lake, Marion and Posey counties; scarce. March 13–August 26. Those on the earlier date were taken in company with several other beetles beneath honey-comb on the ground in dense woods.

*H. cognatus* Lec., is said to occur in the Middle States, Illinois and Wisconsin.

1149 (3486). *HISTER TOLDIUS* Lec., loc. cit., 50, pl. 2, fig. 8.

Broadly oval, subconvex. Thorax with outer stria short, but variable in length; inner stria usually abbreviated at tip, surface minutely punctulate, more coarsely on sides between the striae. Elytra with subhumeral and three dorsal striae entire, fourth slightly abbreviated at base, fifth usually one-third, sutural one-half, the length of elytra. Front tibiae with six or more teeth. Length 1–6.5 mm.

Marshall, Marion, Vigo and Putnam counties; frequent. May 6–October 11. Occurs beneath carrion. The outer thoracic stria varies from a mere arc at anterior angle to half the length of the inner stria. The fifth dorsal is also variable, the basal portion often being present either as a line or disconnected punctures.

1150 (3490). *HISTER ABBREVIATUS* Fab., Syst. Ent., 1798, 53.

Broadly oval, convex. Thorax with inner stria entire, outer usually extending to middle, often shorter; surface finely punctulate. Elytra with two subhumeral, the inner apical, the outer basal, the two with their ends overlapping near middle; entire dorsal striae, four, strongly punctured, fifth short, apical, sutural reaching middle. Pygidium finely and sparsely punctate. Front tibiae with four feeble teeth, the apical one bifid. Length 3.5-5.5 mm. (Fig. 231.)



Fig. 231 5.  
(Original.)

Throughout the State; frequent. April 12-October 9. Occurs especially beneath dead fish and turtles along sandy margins of lakes and ponds; also rarely in fungi, cow dung, etc.

1151 (3491). *HISTER CIVILIS* Lec., Bost. Journ. Nat. Hist., V, 1845, 55, pl. 3, fig. 5.

Oblong-oval, subdepressed. Thorax with inner stria entire, the outer represented only by an arc at front angle. Elytra without subhumeral and with only three dorsal striae, the fourth existing merely as a trace at apex. Propygidium coarsely and very sparsely, pygidium more finely, punctured. Front tibiae with very fine teeth or none at all. Length 4 mm.

Vigo County; rare. June 11. One specimen from beneath a chunk in dry upland woods.

*H. semisculptus* Lec., form oblong, is known from Illinois. *H. dispar* Lec., also with three dorsal striae, occurs in Georgia, Illinois and Kansas.

1152 (—). *HISTER OSCULATUS* sp. nov.

Broadly oval, convex. Thorax with inner stria entire, close to margin, outer one wholly absent; disk coarsely and rather sparsely punctate on sides, smooth at middle. Elytra with four entire dorsal striae, a trace of fifth near apex, sutural on apical third but not reaching apex; inner subhumeral deeply impressed on apical third, outer absent. Propygidium and pygidium sparsely and finely punctate. Front tibiae with three teeth, the middle one the largest. Notch of mesosternum rather deep and broadly rounded. Length 5.5 mm.

Posey County; rare. May 25. The absence of outer thoracic striae, the coarse punctures on sides of thorax and the presence of four entire dorsals, readily distinguish this from all other members of the *depurator* group of Horn.

1153 (3494). *HISTER DEPURATOR* Say, Journ. Phil. Acad. Nat. Sci., V, 1825, 33; *ibid.* II, 261.

Broadly ovate, convex. Thorax with the inner stria entire, outer variable, usually reaching middle or beyond. Elytra with three entire dorsal striae, fourth apical, rarely half the length of elytra, fifth a mere trace, sutural reaching middle; inner subhumeral moderately impressed at apex,

outer with only a trace. Propygidium coarsely and sparsely, pygidium more finely, punctured. Front tibiæ with three teeth, the apical prominent and slightly bifid at tip. Length 5-6.5 mm.

Throughout the State; more frequent in the northern counties. June 10-September 18. Occurs in putrid fungi and excrement. The subhumeral, fourth, fifth and sutural striæ are often partially represented by detached punctures and the sutural rarely reaches apex.

1153a (3496). *HISTER DEPURATOR* INCERTUS Mulsuel, Mon. Hist., 1854, 269.

A variety of *depurator* without trace of subhumeral stria and with the epipleura tri-striate. Length 5-6 mm.

Vigo County; scarce. June 11.

1154 (3495). *HISTER FURTIVUS* Lec., Proc. Phil. Acad. Nat. Sci., 1859, 313.

Resembles *depurator*, differing only in having the subhumeral stria wholly absent and the apex of the prosternal lobe truncate or faintly emarginate, with the sides of the emargination slightly prominent. Length 5-6 mm.

Wells, Vigo and Jennings counties; scarce. June 11-September 24.

*H. curvatus* Lec., without trace of subhumeral stria, but with a short humeral appendix, is known from Pennsylvania and Illinois.

#### GROUP C.

In this group the front margin of the mesosternum is truncate and the side pieces of meso- and metasterna grooved. Seven species occur in the State.

#### KEY TO SPECIES OF GROUP C.

- a.* Elytra bicolored, black and red; epipleura very narrow with one stria. 1155. *BIMACULATUS*.
- aa.* Elytra wholly black; epipleura broader, with two striae.
- b.* Elytra with two subhumeral striae, the outer entire; thorax with but one marginal stria. 1156. *SEDECMSTRIATUS*.
- bb.* Elytra without subhumeral stria.
- c.* Elytra with five entire dorsal striae.
- d.* Thorax with two marginal striae, the outer one short.
  - c.* Surface smooth. 1157. *AMERICANUS*.
  - cc.* Surface distinctly punctured. 1158. *PERPLEXUS*.
- dd.* Thorax with only the inner stria present. 1159. *EXARATUS*.
- cc.* Elytra with four entire dorsal striae or less.
  - f.* Four entire dorsal striae present; epipleura with two striae. 1160. *NUBILUS*.
  - ff.* Three entire dorsal striae present, the fourth short, basal; epipleura with three striae. 1161. *POLLUTUS*.

1155 (3507). HISTER BIMACULATUS Linb., Syst. Nat., XI, 567.

Oblong-ovate, convex. Elytra black, with the outer diagonal half orange red. Thorax with one fine marginal stria, abbreviated at tip; disk minutely punctulate and with a broad shallow impression on each side near the front angles. Elytra with five entire striae, the sutural extending in front of the middle; the subhumeral absent. Front tibiae with three teeth; mesosternum truncate. Length 1.5 mm.

Vigo County; rare. April 13.

1156 (3508). HISTER SEDECIMSTRATUS Say, Journ. Phil. Acad. Nat. Sci., V, 1825, 36; *ibid.* II, 263.

Rounded-oval, convex. Thorax with inner marginal stria entire, outer wholly absent. Elytra with five entire dorsal striae, the fifth arching at base and joining the sutural, and with two subhumeral, the outer entire, the inner on apical half only. Front tibiae with three teeth, the apical one finely bifid. Length 4.5 mm.

Southern half of State; frequent. May 2-September 10. A prettily and well marked species, common locally beneath carrion and in excrement.

\*1157 (3507). HISTER AMERICANUS Payk., Monograph Hist., 1811, 31.

Rounded-oval, moderately convex. Thorax with inner stria entire, the outer varying from a mere arc at front angle to nearly entire. Elytra with five entire striae, the fifth curved at base and often joining the sutural; subhumeral absent. Upper surface smooth. Front tibiae with three teeth, the apical one prominent and finely bifid. Length 3.4 mm.

Throughout the State; one of the most common of the family. Hibernates. January 6-October 9. Occurs usually beneath logs or bark in low moist woods. Horn says that the fifth dorsal very rarely joins the sutural but in one-third of the 25 or more specimens at hand the two are united, while in one specimen they unite on one side and not on the other.

1158 (3508). HISTER PERPLEXUS Lec., New Spec. N. Amer. Col., I, 1863, 61.

Closely allied to *americanus* but larger, more oblong and distinctly but sparsely and finely punctured. Elytral striae more strongly impressed and punctured, the fifth joining the sutural. Length 4.5 mm.

Lake, La Porte, Kosciusko, Marion, Putnam and Posey counties; scarce. April 18-June 9. Occurs in same localities as *americanus* and, as Horn suggests, it will probably prove only a better developed geographical race of that species. In one specimen at hand, with surface distinctly punctured, the elytral striae are not punctured and the fifth does not join the sutural. In another the outer thoracic stria is very fine and entire.

1159 (3509). *HISTER EXARATUS* Lec., Bost. Journ. Nat. Hist., V, 1845, 59; pl. III, fig. 12.

Also closely allied to *americanus*, but differing by having the outer thoracic stria wholly absent; the elytral stria finer, the fifth joining the sutural; surface smooth. Length 3.5 mm.

Vigo and Lawrence counties; scarce. July 1–July 29. Taken from decaying fungi, *Agaricus*.

1160 (3510). *HISTER NUBILUS* Lec., Col. of Kansas, 1859, 7.

Broadly oval, subconvex. Thorax with inner stria entire; the outer, short, apical. Elytra with four entire striae; fifth short, apical; sutural extending in front of middle. Front tibiae with four teeth, the apical one slightly bifid. Length 5 mm.

A well marked species described from Kansas and represented in the collection by a single specimen taken in Vigo County, June 7, from beneath the carcass of a dead hen.

1161 (3511). *HISTER POLLUTUS* Lec., Col. of Kansas, 1859, 7.

Resembles *nubilus*, but differs by being less broad and by having the fourth dorsal short, basal only, or with a few disconnected punctures at apex. Epipleura with three striae. Apical tooth of front tibiae larger. Length 5 mm.

Lake and Crawford counties; rare. May 13–May 25.

#### GROUP D.

To this group belongs a single small species, separated from its allies by the characters mentioned in key.

1162 (3502). *HISTER SERVUS* Erichs., Jahrbuch, 1834, 147.

Oval, convex. Thorax with two marginal striae, the outer usually entire, sometimes abbreviated to one-half or three-fourths. Elytra with four entire striae, fifth short, apical; sutural half the length of elytra; sublumeral entirely absent. Pygidium convex, coarsely and rather densely, propygidium more densely and more coarsely, punctured. Front tibiae with three teeth, the apical one deeply bifid. Length 3.5–4.5 mm.

Vigo County; scarce. May 20–June 11. *H. defectus* Lec., is probably a synonym of *servus*, as the two are separated on the length of the thoracic stria, which varies exceedingly in the specimens of *servus* before me.

#### SUBGENUS II. (PHELISTER.)

Very small, oval species, having the inner thoracic stria absent, the outer sometimes present and then very close to margin; prosternum with a stria on each side; mesosternum prominent in front. Of the six species known from the United States, two occur in Indiana.

## KEY TO INDIANA SPECIES OF THE SUBGENUS PHEGISTER.

- a.* Thorax with distinct submarginal stria; elytra with five entire dorsal striae. 1163. SUBROFUNDUS.  
*aa.* Thorax with no submarginal stria; elytra with four entire dorsal striae. 1164. VERNUS.

\*1163 (3515). HISTER SUBROFUNDUS Say? Journ. Phil. Acad. Nat. Sci., V, 1825, 39; *ibid.* 11, 265.

Broadly rounded-oval, convex. Dark reddish-brown to blackish, shining; antennae and legs reddish-brown. Thorax finely punctulate on the disk, more coarsely on the sides; the stria distinct but very close to margin. Sutural stria of elytra extending in front of middle. Pygidium sparsely and minutely punctulate. Front tibiae with a number of fine teeth. Length 2-2.5 mm.

Throughout the State; common beneath bark and often in fungi on oak stumps and logs. Hibernates. March 12-December 10.

\*1164 (3516). HISTER VERNUS Say, *loc. cit.*, 40; *ibid.* II, 266.

Oblong-oval, convex. Black, shining; antennae and legs reddish-brown. Disk of thorax sparsely and finely, the sides much more coarsely, punctate; marginal stria absent. Elytra with four entire dorsal striae, the fifth and sutural extending from apex to middle. Front tarsi with eight or nine teeth, the apical three larger, subequal. Length 2.5 mm.

Southern half of State; frequent. Hibernates. Occurs most commonly beneath logs and bark, in low, moist, sandy places. January 6-October 9.

## SUBGENUS III. (PLATYSOMA.)

Small oval, oblong or cylindrical, often much depressed species, having the front tibiae with a deep, sinuate tarsal groove; thorax without inner marginal striae; middle and hind tibiae armed with two to four teeth or short spines; front tibiae without a tooth on the inner side near the base; prosternum without striae. Six species of the subgenus have been taken in Indiana, while another may occur.

## KEY TO INDIANA SPECIES OF SUBGENUS PLATYSOMA.

- a.* Body broad, not twice as long as wide, more or less depressed; elytra with not more than three entire dorsal striae.  
*b.* Sutural stria well marked; front tibiae with five teeth. 1165. CAROLINUS.  
*bb.* Sutural stria either obsolete or wholly absent; front tibiae with four teeth.  
*c.* Sides of thorax punctured. 1166. LECONTEI.  
*cc.* Sides of thorax smooth. 1167. AURELIANUS.  
*aa.* Body elongate, always as long or longer than twice the width, either cylindrical or depressed; elytra with more than three entire dorsal striae.

*d.* Sutural stria entire.

*c.* Form subcylindrical; all the dorsal striae entire. PARALLELUS. 1169.

*cc.* Form depressed; fifth dorsal abbreviated at base. 1168. ÆQUUS.

*dd.* Sutural stria abbreviated at base; form cylindrical.

*f.* Thorax evenly punctured; mesosternal stria entire.

1169. COARCTATUS.

*ff.* Thorax nearly smooth at middle; mesosternal stria broadly interrupted. 1170. BASALIS.

\*1165 (3519). HISTER CAROLINUS Payk., Monog. Hist., 1811, 45.

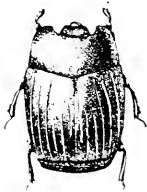


Fig. 232. 7.  
(Original.)

Broadly ovate, subdepressed. Black or piceous, shining; legs reddish-brown. Thorax with outer marginal stria present, very fine; disk smooth. Elytra with three entire dorsal striae, fourth and fifth apical, reaching the middle, sutural somewhat longer. Front tibiae with five rather fine teeth; middle tibiae with four, hind tibiae with three, short spines. Length 3-3.8 mm. (Fig. 232.)

Probably one of the most common species of Hister; found throughout the State, especially in low, moist woods beneath bark and logs. January 11–November 30. Often gregarious in winter.

\*1166 (3520). HISTER LECONTEI Marsuel, Monog. Hist., 1853, 273, pl. 7, fig. 17.

Oblong-oval, strongly depressed. Thorax smooth at middle; sparsely and rather coarsely punctured on sides, the marginal stria entire. Elytra with three entire dorsal striae, fourth apical, extending to middle or beyond, fifth short, apical; sutural often wanting, sometimes as long as fifth. Propygidium coarsely but very sparsely punctured. Front tibiae with four teeth; middle tibiae with three, hind tibiae with two, short spines. Length 2.5-3 mm.

Throughout the State; common. February 14–December 29. Occurs beneath the close-fitting bark of logs and stumps, especially that of oak and elm; rarely on fungi or at sap.

1167 (3521). HISTER AURELIANUS Horn, Proc. Amer. Phil. Soc., XLII, 1873, 297.

Resembles *lecontei* but more depressed. Thorax almost smooth at sides. Elytra with three entire dorsals, fourth very short, apical; fifth and sutural wanting. Length 3 mm.

Lawrence County; rare. May 23. Taken from decaying fungi. Described from Louisiana, but since taken by Dury near Cincinnati.

*H. parallelus* Say, length 2.5 mm., is known from Georgia southward, but may occur in southern Indiana.

1168 (3523). HISTER ÆQUUS Lec., N. Sp. N. Amer. Col., I, 1863, 61.

Oblong, strongly depressed. Black or piceous-brown, shining. Thorax finely and rather densely punctured. Elytra with four entire dorsal striae.



fifth abbreviated at base, sutural entire or nearly so; intervals sparsely but distinctly punctured. Mesosternum deeply emarginate, its striae interrupted at middle. Front tibiae with four teeth; middle tibiae with three short spines. Length 2-2.5 mm.

Known from Indiana by three specimens taken by A. B. Wolcott from beneath bark of pine near Clark Junction, Lake County, July 23. Described from Georgia, where it is said to be rare.

1169 (3524). *HISTER COMECTATUS* Lec., Bost. Journ. Nat. Hist., V, 1845, 41, pl. I, fig. 6.

Elongate, parallel, cylindrical. Black, shining; legs and antennae reddish-brown. Thorax evenly but not densely punctured. Elytra with four entire dorsal striae, fifth one-half and sutural two-thirds the length of elytra; a very short basal subhumeral. Propygidium coarsely and sparsely, pygidium finely, punctured. Length 2.5-3 mm.

Marion County; rare. May 17.

1170 (3526). *HISTER BASALIS* Lec., Proc. Phil. Acad. Nat. Sci., 1861, 343.

Elongate, subcylindrical. Black, shining; antennae reddish-brown; legs piceous. Thorax minutely punctulate on disk; rather coarsely and sparsely punctured at apex and on sides. Elytra with four entire dorsal striae, fifth and sutural subequal, one-half the length of elytra; a very short humeral. Propygidium and pygidium rather coarsely and sparsely punctured, the latter nearly smooth at apex. Middle and hind tibiae each with three acute teeth on outer edge. Length 4.5-5.5 mm. (Fig. 233.)



Marion County; rare. November 22. Two specimens from the roots of a hackberry tree in low, open woods. Much more robust than *comectatus*.

#### SUBGENUS IV. (CYLISTRIX.)

Small, elongate, cylindrical beetles, having the inner marginal stria of thorax absent, outer striae entire and close to the margin; front tibiae spinose as mentioned in key. One of the three known species has been taken in Indiana.

1171 (3529). *HISTER GRACILIS* Lec., Bost. Journ. Nat. Hist., V, 1845, 41, pl. I, fig. 7.

Elongate, cylindrical. Piceous black, very shining; antennae and legs reddish-brown. Head sparsely punctured; clypeus concave. Thorax longer than wide, sparsely punctured with fine and coarse punctures intermingled. Elytra with four entire striae, the fifth apical, extending to middle, sutural slightly longer. Pygidium nearly smooth. Marginal stria of prosternal lobe obliterated. Front tibiae four-, middle three-, hind two-toothed. Length 2.5-3 mm.

Vigo and Marion counties; scarce. May 1-May 21. Occurs beneath bark of elm and other trees in low, moist woods.

### III. TRIBALUS Erichs. 1834. (Gr., "worthless.")

This genus contains two small, dull blackish, ovate species, having the antennæ inserted under the margin of the front, their cavities at the front angles of thorax open both in front and on sides. One of the two occurs in Indiana.

1172 (3531). TRIBALUS AMERICANUS Lec., Bost. Journ. Nat. Hist., V, 1845, 64, pl. IV, fig. 7.

Broadly oval, convex. Black or piceous, feebly shining, densely punctured. Thorax without striae. Elytra with four ill-defined dorsal striae, the first and second apical, third and fourth basal. Pygidium and propygidium finely and densely punctured, the former vertical. Length 2.3–2.8 mm.

Southern half of State; scarce. April 24–June 16. Occurs beneath bark of hickory, black gum and elm.

### IV. EPIERUS Erichs. 1834. (Gr., "pleasing.")

Small, oblong-oval forms, easily distinguished from *Tribalus* by the distinct elytral striae. As there, the antennal cavity is partly concealed by the pectoral plate and is open in front and on the side. Our two species have all the dorsal striae entire.

1173 (3533). EPIERUS REGULARIS Beauv., Ins., 1805, 180.

Oblong-oval, convex. Black, shining; legs piceous. Thorax rather sparsely punctate with larger and smaller punctures intermingled. Elytra each with six entire punctured dorsal striae; intervals sparsely and minutely punctulate; subhumeral entire; epipleural fold coarsely punctured and with two deep, distinct striae. Length 2.5–3 mm.

Throughout the State; frequent. April 9–September 10. Occurs usually in fungi.

\*1174 (3535). EPIERUS PULICARIUS Erichs., Jahrb., 1834, 162.

Oval, moderately convex. Dark reddish-brown or piceous, shining. Thorax finely and sparsely punctured. Elytra with six entire dorsal striae; subhumeral entire. Epipleura with one fine stria. Length 1.5–2 mm.

Southern half of State, common; less so in the northern counties. February 23–October 4. Gregarious in winter beneath bark and logs in low, moist ground. Easily distinguished from *regularis* by the smaller size, lighter color and one stria of epipleura.

### V. HETTERUS Erichs. 1834. (Gr., "friendship.")

Readily known by the peculiar lobe on each side of thorax. Four species are listed from the United States, one of which occurs in Indiana.

1175 (3512). *HECERUS BRUNNIPENNIS* Rand., *Bost. Journ. Nat. Hist.*, 11, 1838, 40.

Broadly oval, subdepressed. Pale chestnut brown, shining. Thorax with a groove on each side separating the disk from the lobe, the latter divided by a shallow transverse groove slightly behind the middle. Elytra with subhumeral and first dorsal entire; second dorsal three-fourths, third two-thirds, the length of elytra, with erect fine yellowish hairs sparsely placed along the striae. Length 1.5 mm. (Fig. 234.)

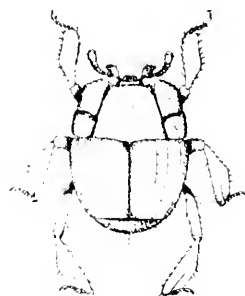


Fig. 234.  $\times 12$ . (After Wheeler.)

Marion and Lawrence counties; rare. April 28–May 11. Occurs in nests of large brown ants, a variety of *Formica rufa*.

#### VI. *DENDROPHILUS* Leach, 1817. (Gr., "tree-love.")

In this and the next two genera, the antennal cavities, instead of being beneath the front angles of the thorax are beneath the middle of its sides, and the lobe of the prosternum does not form a floor for them as in the preceding genera of the subfamily. *Dendrophilus* is represented in the eastern United States and Indiana by the single species:

1176 (3551). *DENDROPHILUS PUNCTULATUS* Say, *Journ. Phil. Acad. Nat. Sci.*, V, 1825, 45; *ibid.*, 11, 269.

Rounded-oval, moderately convex. Piceous black, shining; sparsely, evenly and rather coarsely punctured; marginal line of thorax finely impressed on basal half. Elytra with outer subhumeral entire; dorsal striae faintly impressed, one and two nearly entire, three and four gradually shorter, basal; fifth and sutural absent, or the former represented by punctures only. Notch of mesosternum deep. Prosternum with a stria on each side, the apex rounded. Tibiae all dilated in the middle. Length 3 mm.

Fulton, Marion and Crawford counties; rare. April 14–July 22. Beneath bark.

#### VII. *PAROMALUS* Erichs., 1834. (Gr., "almost flat.")

This genus comprises about 20 small oval or oblong species with the antennal cavities located as in the preceding, but having only the front tibia dilated at middle. Five of them are known to occur in Indiana.

##### KEY TO INDIANA SPECIES OF *PAROMALUS*.

- a. Form oblong, strongly flattened; elytra without entire striae. 1177. *AQUALIS*.
- aa. Form more or less convex.
  - b. Elytra with entire striae; prosternum with a stria on each side.

c. Fourth dorsal stria joining the sutural by an arc; elytra with deeply impressed striae, the intervals concave.

1178. GEMINATUS.

cc. Fifth dorsal stria joining the sutural, the fourth not arched at apex.

1179. 14-STRIATUS.

bb. Elytra without entire striae; prosternum without striae.

d. Elytra without trace of sutural stria; form oblong, subdepressed.

1180. BISTRIATUS.

dd. Elytra with a distinct abbreviated sutural stria; form oval, more convex.

1181. SEMINULUM.

1177 (3552). *PAROMALUS EQUALIS* Say, Journ. Phil. Acad. Nat. Sci., V, 1825, 41; *ibid.* II, 269.

Oblong, strongly depressed. Black, shining, sparsely and minutely punctulate. Elytra either wholly without striae or with traces at base or middle of two or three dorsals; a deep, oblique humeral stria often present. Front tibiae 5-dentate. Length 2.5-3 mm.

Throughout the State; common beneath bark and logs, especially that of cottonwood and poplar. Hibernates. January 21-December 8. LeConte's *csriatus* is a synonym, the third dorsal varying from a mere trace to nearly half the length of elytron.

1178 (3555). *PAROMALUS GEMINATUS* Lec., Proc. Phil. Acad. Nat. Sci., 1859, 314.

Oval, moderately convex. Piceous black, shining. Thorax evenly and finely punctulate. Elytra with a fine subhumeral, extending from apex three-fourths to base and with dorsal striae one to four entire, the fourth broadly arching at base to join the sutural; fifth abbreviated at base; intervals slightly concave, sparsely and finely punctate. Front tibiae with two teeth. Length 2-2.5 mm.

Putnam and Marion counties; rare. March 25-May 10. Taken while sifting leaves from fence corners. Readily known by the peculiar striation of the elytra.

1179 (3557). *PAROMALUS 14-STRIATUS* Steph., *Illust. Brit. Entom.*, V, 1832, 412.

Oblong-oval, rather strongly convex. Piceous black, shining. Thorax sparsely punctulate, more distinctly so at sides. Elytra with a fine subhumeral and dorsals one to five entire, the fifth arching and joining the sutural; the intervals flat, finely and sparsely punctulate. Front tibiae with two teeth. Length 2-2.5 mm.

Posey County; rare. May 6. Said to occur in Europe and to be widely distributed throughout the United States.

1180 (3561). *PAROMALUS BISTRIATUS* Erichs., *Jahrb.*, 1834, 171.

Oblong-oval, subdepressed. Piceous black, shining; legs and antennae reddish-brown. Thorax rather finely and densely punctate, the marginal stria entire, very close to edge. Elytra more coarsely and sparsely punctate.

late, the first and second stria very short, basal. Front tibiae with four teeth. Length 2 mm.

Throughout the State; frequent. Hibernates beneath the bark of walnut, poplar and elm logs; on tree fungi in summer. February 10-September 21.

1181 (3567). *PAROMALUS SEMINULUM* Erichs., loc. cit.

Oval, rather convex. Piceous black, shining. Thorax as in *bistriatus*. Elytra more coarsely punctured than thorax, with traces of two striae at base, and a short, faintly impressed sutural stria at middle. Length 2 mm.

Southern half of State; scarce. Occurs with the preceding and may be sexually different only. Hibernates. February 10-October 4.

*Anapleus marginatus* Lec., broadly oval, piceous, coarsely punctured, elytra with traces of third dorsal stria at base, length 1.5 mm., is known from Illinois and the District of Columbia.

### Tribe III. SAPRINI.

The different genera of this tribe vary much in size and form, but all agree in lacking a lobe on the front of the prosternum. The members of the largest genus, *Saprinus*, live mostly in carcasses, especially those of dead fish along the shores of rivers and lakes. The others occur mostly beneath bark and stones. Six of the seven genera are represented in the State.

#### KEY TO THE INDIANA GENERA OF SAPRINI.

- a.* Antennae inserted under the margin of the front, in repose received in cavities at the sides of the prosternum; size larger, 2.5 or more mm. VIII. *SAPRINUS*.
- aa.* Antennae inserted on the front, in repose received in cavities beneath the sides of the thorax in front of the coxae; size usually very small.
- b.* Eyes finely granulated, not prominent; length 1.5-2 mm.
- c.* Thorax with deep lateral groove; prosternum deeply bisulcate; tibiae not toothed. IX. *PLEGADERUS*.
- cc.* Thorax without deep lateral groove; form cylindrical; tibiae toothed. X. *TERETRUS*.
- bb.* Eyes coarsely granulated and very convex; form oval; length less than 1.5 mm.
- d.* Hind tarsi 5-jointed; scutellum invisible. XI. *BACANTUS*.
- dd.* Hind tarsi 4-jointed.
- c.* Scutellum distinct. XII. *ACRITUS*.
- cc.* Scutellum invisible. XIII. *ELITES*.

#### VIII. *SAPRINUS* Erichs. 1834. (Gr., "rotten.")

The members of this genus resemble in form those of the larger species of *Hister*, but almost all of them have the thorax and elytra, in part, at least, more coarsely punctate. The fifth dorsal stria

is usually wholly absent and the other striae are not as well developed as in *Hister*. As noted above, our species mostly occur along shores beneath dead fish, though several of them may be found anywhere beneath carrion. The genus is a large one, 79 species being listed from the United States, while three others are herewith described. Since the form of and characters pertaining to the prosternum are much used in classification, the under part of the body should be clean, and if too small to mount on a pin, the specimen should be set with the card point attached to the abdomen so as to expose fully the front of the under side.

For convenience the Indiana species are separated into two groups:

KEY TO GROUPS OF INDIANA SAPRINUS.

- |   |          |
|---|----------|
| <i>a.</i> Front of head not margined.         | Group A. |
| <i>aa.</i> Front of head distinctly margined. | Group B. |

GROUP A.

To this group belong the Indiana species of Groups II, IV, V and VI of Horn, his Groups I, III and VII not being represented in the State.

KEY TO SPECIES OF GROUP A.

- a.* Prosternum flat, its marginal striae horizontal and united in front; sutural stria very short, basal; length 2.5-3.5 mm. 1182. *ROUNDATUS*.
- aa.* Prosternum at least moderately convex, distinctly striate.
  - b.* Striae of prosternum parallel, horizontal, abbreviated in front; internal sublumeral striae represented by a row of rather coarse, disconnected punctures; length 3.5-4 mm. 1183. *POSTHUMUS*.
  - bb.* Striae of prosternum divergent in front and ascending.
  - c.* Prosternum without a pit or fovea on each side near the front margin; head with a distinct stria extending slightly along the front above the eye.
    - d.* Fourth dorsal striae feebly arched at base, not joining the sutural, the latter short; area between the dorsal striae coarsely and densely punctured; length 4-6 mm. 1184. *LUGENS*.
    - dd.* Fourth dorsal strongly arched at base, usually joining the sutural; area between the dorsal striae very little or not at all punctured; length 4.5-5.5 mm.
      - c.* Sutural stria wanting at basal and apical portions, visible for a very slight extent at middle only. 1185. *IMPERFECTUS*.
      - cc.* Sutural stria distinctly impressed at apical portion and joining the apical marginal striae; surface brilliant metallic green or bronze. 1186. *PENNSYLVANICUS*.
  - cc.* Prosternum with a small but distinct fovea on each side in which the striae ends; striae on front above the eye rarely present.
  - f.* Pygidium with a deep marginal groove at apex.

1187. *ASSIMILIS*.

*ff.* Pygidium not grooved.

*g.* Fourth dorsal and sutural united, the latter strongly impressed at base.

*h.* Outer sublumeral stria short, distinct. 1188. CONFORMIS.

*hh.* Outer sublumeral stria entirely absent.

*i.* Fourth dorsal stria nearly as long as first; length 1.5 mm. 1189. SIMULAVUS.

*ii.* Fourth dorsal distinctly shorter than first; length less than 2.5 mm. 1190. MINUTUS.

*gg.* Fourth dorsal arched at base; sutural stria very feeble, interrupted at base and apex; length 3.2 mm. 1191. OVALIFORMIS.

1182 (3574). *SAPRINUS ROLLANDATUS* Kugel, Schneider Mag., 111, 1792, 304.

Broadly oval. Piceous or black, shining; legs and antennae brownish red. Thorax rather coarsely punctate over its entire surface. Elytra with first dorsal entire but very fine beyond the middle; second, third and fourth nearly equal, reaching middle; fifth represented only by a short basal arc, sometimes uniting the fourth and sutural, the latter very short, on basal fourth only; surface sparsely punctured on sides and base, more densely on apical third. Front tibiae with five teeth. Length 2.5-3.5 mm.

Marion, Vigo and Crawford counties; rare. May 15-October 9. Taken from decaying fungi at base of oak stumps.

1183 (3579). *SAPRINUS POSTHUMUS* Mars., Monog. Hist., 1862, 460.

Broadly oval. Black, strongly shining. Thorax with middle sparsely, sides and base more densely and coarsely, punctured. Elytra with first dorsal extending three-fourths to apex, second, third and fourth subequal, reaching middle, the fourth arched at base and joining the sutural, which extends nearly to apex; surface of apical third coarsely but rather sparsely punctured, the punctures extending from the first stria to the suture. Front tibiae with a number of fine teeth. Length 3-3.5 mm.

Marshall, Tippecanoe, Putnam and Posey counties; scarce. May 8-October 17.

1184 (3583). *SAPRINUS LUGENS* Erichs., Jahrb., 1834, 181.

Broadly oval. Black, moderately shining. Thorax feebly impressed on each side near the front angles, disk smooth, sides with punctured space broader in front and at base, narrower along the basal margin. Elytra with a large, well defined scutellar space and a much smaller sublumeral one smooth; remainder of surface densely punctured; first and second dorsal striae extending two-thirds to apex, third and fourth a little shorter and nearly equal, the fourth slightly arched; the sutural absent on basal third. Front tibiae with a number of fine teeth. Length 1.6 mm.

Lake County; rare. June 4. Not before recorded east of the Mississippi River, but said to be abundant at the eastern base of the Rocky Mountains and westward.

1185 (3584). *SAPRINUS IMPERFECTUS* Lec., Bost. Journ. Nat. Hist., V, 1815, 70, pl. 5, fig. 3.

Broadly oval. Black, strongly shining. Thorax smooth at middle, the sides broadly and coarsely, the base narrowly and coarsely, punctured. Elytra sparsely punctured on apical third, the punctures extending to the base on the interval between the first and second dorsal stria, this interval slightly rugose near base; oblique humeral stria bifid at tip, the outer branch joining the internal subhumeral, which is longer than the first dorsal; dorsals one, two and four, subequal, extending slightly beyond middle, the third shorter, the sutural represented by a few close punctures at middle. Front tibiae finely denticulate. Length 5.5 mm.

Marion and Hamilton counties, rare; a single specimen having been taken in each from beneath dead turtles. May 29—June 7. Known heretofore only from Pennsylvania.

1186 (3585). *SAPRINUS PENNSYLVANICUS* Payk., Monog. Hist., 1811, 62.

Broadly oval, robust. Brilliant metallic green to bronze. Thorax smooth, with a few rather coarse punctures along the sides and a double row of coarse ones on basal margin. Elytra coarsely and sparsely punctured on apical half, between first dorsal and suture; humeral stria fine, oblique, not joining internal subhumeral, which is longer than first dorsal; the latter extending two-thirds to apex, second shorter, third very short, fourth shorter than second, broadly arching to join the sutural, which is entire. Front tibiae coarsely serrate. Length 4.5 mm.

Lake and Posey counties; scarce. Probably throughout the State, as it is said to occur "everywhere east of Rocky Mountains." May 7—June 29.

1187 (3590). *SAPRINUS ASSIMILIS* Payk., Monog. Hist., 1811, 63.

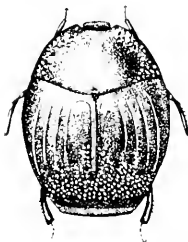


Fig. 235. 5. (Original.)

Broadly oval. Black, shining. Thorax impressed near the front angles, the disk smooth, sides coarsely and densely punctured, the base with a few punctures and a distinct impression in front of scutellum. Elytra coarsely punctured on apical third; humeral stria oblique, indistinct, not joining the internal subhumeral which is represented by punctures at apex; first dorsal extending three-fourths to apex, second, third and fourth gradually shorter and terminating in coarse punctures, the fourth joining the sutural, which is deeply impressed at base, but does not reach apex. Front tibiae with a number of fine teeth. Length 4.5 mm. (Fig. 235.)

Throughout the State; frequent on carrion, especially that of reptiles and fishes. April 13—August 23.

1188 (3592). *SAPRINUS CONFORMIS* Lec., Bost. Journ. Nat. Hist., V, 72, pl. V, fig. 7.

Broadly oval. Black, shining. Thorax with disk smooth, rather finely and densely punctured on the sides, one row of coarse punctures along the



base and a single larger one in front of scutellum. Elytra with an irregular triangular space of rather coarse and sparse punctures on apical third; humeral stria very fine; internal sublumeral, short, subapical; first dorsal extending four-fifths to apex, second, third and fourth gradually shorter, the fourth arched to join to sutural, which extends two-thirds to apex and thence continued by punctures. Front tibiae finely denticulate. Length 3.5-4.5 mm.

Lake, Marshall, Tippecanoe and Putnam counties; scarce. May 27-September 13.

1189 ( ) . *SAPRINUS SIMULATUS* sp. nov.

Oblong oval. Black, shining; antennae and legs piceous. Head minutely and very indistinctly punctured. Thorax rather finely and densely punctured at the sides and with a single row of coarse punctures along the base. Elytra rather sparsely and finely punctured on apical fourth, with a few scattered ones extending between the sutural and fourth dorsal to middle or beyond; internal sublumeral short, subapical; dorsal striae deeply impressed, obsolete, punctured, the first extending four-fifths to apex; second, third and fourth nearly equal and but little shorter than




Fig. 236.  $\times 63$ . (Original.)

first, the fourth arching at base and joining the sutural, which extends three-fourths to apex. Propygidium and pygidium rather finely and densely punctured. Front tibiae with five distinct teeth. Length 4-4.5 mm. (Fig. 236.)

Vigo and Crawford counties; rare. April 2-May 11. According to Horn's key, this runs to *rescus* Mars., but comparisons with examples of that species at Cambridge show *rescus* to be a smaller and much more shining species, with thorax more uniformly and pygidium much more sparsely punctate.

1190 (3597). *SAPRINUS MINUTUS* Lec., Bost. Journ. Nat. Hist., V, 1845, 73, pl. V, fig. 9.

Broadly ovate. Piceous-black tinged with bronze; legs reddish-brown. Thorax smooth at middle, finely and sparsely punctulate on sides. Elytra sparsely and coarsely punctate on apical third, the punctures extending along suture beyond the middle; oblique humeral continuous with internal sublumeral which, with first and second dorsals, extends three-fourths to apex; third dorsal reaching slightly beyond middle, fourth extending to middle only and joining the sutural, which is abbreviated at apex. Front tibiae finely denticulate. Length 2 mm.

Vermillion County; rare. August 11. The smallest species of the genus in the State. Horn in his Monograph states that the sutural stria of *minutus* attains the apex and joins the apical marginal line, but LeConte in his original description says that it is "*postice abbreviata*" and figures it so. It reaches only three-

fourths to apex in the specimen at hand, and it is my opinion, judging from descriptions only, that *convexusculus* and *minutus* are synonymous, the latter name having priority.

1191 (---). *SAPRINUS OVIIFORMIS* sp. nov.

Oval, convex. Black, shining; legs piceous. Head finely and sparsely punctate. Thorax with a large area near front angles, narrowing to base, rather coarsely and densely punctate, disk almost smooth. Elytra with apical third coarsely and sparsely punctate; oblique humeral distinct, subhumeral absent; first dorsal extending three-fourths to apex; second, third and fourth subequal, reaching but little beyond middle; sutural represented by a row of punctures from slightly in front of middle to apical fourth. Propygidium and pygidium coarsely and rather densely punctate. Front tibiae with six or seven sharp teeth. Length 3.2 mm.

Lawrence County; rare. June 10. Taken at carrion. Allied to *uacensis* Horn, but differs by the larger and much more coarsely punctured area of elytra and less uniformly punctate thorax.

#### GROUP B.

This group comprises the Indiana species of Groups VIII and IX of Horn. They are robust, rounded or oval species, having the front of head wider than long, distinctly margined and usually marked with one or two short curved grooves.

#### KEY TO SPECIES OF GROUP B.

- a.* Prosternum compressed, its striae entire or nearly so, convergent in front; hind tibiae with two rows of fine spines.
- b.* Elytra with distinct sutural stria.
  - c.* Sutural stria entire; punctured space at apex of elytra of small extent, not entered by the dorsal striae.
    - d.* Thorax sparsely punctured in front and at sides, its disk smooth; surface bronzed; length 2.5-3.5 mm. 1192. *SPHEROIDES*.
    - dd.* Thorax rather sparsely and evenly punctured over its entire surface; black, strongly polished; length 4.2 mm. 1193. *LAKENSIS*.
  - cc.* Sutural stria abbreviated at apex, or confused with the punctures.
    - c.* Elytral punctures apical only, the basal region smooth; thorax with strigose punctures at sides and apex; surface bronzed; length 3 mm. 1194. *SEMINITENS*.
    - cc.* Elytral punctures dense, extending to base between the striae.
      - j.* Mirror, or shining smooth space about the scutellum, sharply defined; sutural stria entire, confused at tip; length 3.5-4 mm. 1195. *FRATERNUS*.
      - jj.* Mirror not well defined; sutural stria obsolete at apex; length 3-4 mm. 1196. *MANCUS*.
- bb.* Elytra with sutural stria wanting; scutellar mirror well defined; length 2.8-3.2 mm. 1197. *FITCHII*.
- aa.* Prosternum compressed and carinate, its striae short, united in front; hind tibiae with three rows of long spines; sutural stria entire; elytral punctures coarse. 1198. *PATRUELI*.

1192 (3614). *SAPRINUS SPHEROIDES* Lec., *Bost. Jour. Nat. Hist.*, V, 1845, 78, pl. VI, fig. 5.

Rounded-oval. Bronzed or cupreous, shining. Thorax sparsely punctured in front and at the sides; basal margin more coarsely punctured, disk smooth. Elytra finely punctured on apical third in space between the fourth dorsal and sutural; external subhumeral rather long, humeral finely impressed, not uniting with the internal subhumeral; first dorsal stria extending four-fifths to apex and sinuate at tip; second, third and fourth gradually shorter, the fourth arching to join the sutural, which is entire. Front tibiae coarsely denticulate, the apical three teeth longer than the others. Length 2.5-3.5 mm.

Beneath rubbish on beach of Lake Michigan, near Millers, Lake County; scarce. May 12-June 9.

1193 (---). *SAPRINUS LAKENSIS* sp. nov.

Broadly oblong-oval, convex. Black, strongly shining. Head distinctly margined, nearly smooth, rugose in front. Thorax with the disk sparsely and evenly punctured, the sides and apex with strigose punctures. Elytra very finely and sparsely but distinctly punctured near the suture on apical third, elsewhere wholly smooth, polished; external subhumeral short, indistinct; humeral finely impressed, not joining the internal subhumeral, which is obsolete towards apex; dorsal striae very fine, the first extending four-fifths to apex, second, third and fourth gradually shorter, the fourth arched at base and joining the sutural, which is entire. Pygidium and propygidium finely, densely and evenly punctured. Front tibiae with five or six teeth, the apical three broader and more flattened. Length 4.2 mm.

Described from a single specimen taken from beneath a log on the beach of Lake Michigan near Millers, Lake County. July 25. It is readily known from *sphaeroides* by its larger size, its polished black hue, by having the entire surface of thorax punctured, and by the much smaller and more finely punctured space of elytra.

1194 (3615). *SAPRINUS SIMILITENS* Lec., *New Spec. N. A. Col.*, 1863, 61.

Resembles *sphaeroides* but the punctured space of thorax is larger and more distinctly strigose on sides and in front; that of elytra is also larger with coarser punctures and the sutural stria reaches only two-thirds to apex. Length 3-3.5 mm.

Beneath rubbish and dead fish on beach of Lake Michigan near Pine and Millers, Lake County; scarce. May 14-July 27. Recorded heretofore only from Nebraska.

1195 (3617). *SAPRINUS FRATERNUS* Say, *Journal. Phil. Acad. Nat. Sci.*, V, 1825, 40; *ibid.*, II, 266.

Broadly oval, convex. Black tinged with bronze, subopaque. Thorax rather densely punctured, the punctures on sides somewhat strigose, a broad triangular space on disk nearly smooth. Elytra everywhere densely punctured except on a well defined, shining scutellar space which is limited at

the sides by the fourth dorsal; internal subhumeral entire, external obsolete; first dorsal long, curved at tip, second, third and fourth gradually shorter, extending nearly to middle, fourth joining the sutural, which is entire. Front tibiae with seven or eight teeth. Length 3-4 mm.

Lake, Laporte and Vigo counties; common on dead fish and turtles along the beach of Lake Michigan. Probably occurs on sandy beaches throughout the State. April 29-June 26.

1196 (3618). *SAPRINUS MANCUS* Say, loc. cit., p. 41; *ibid.* 11, 267.

Resembles *fraternus* in form, color and size. Thorax rather densely punctured over its entire surface. Elytra densely, strigosely punctured, the scutellar mirror ill-defined and sometimes almost obliterated; sutural stria basal, extending to middle only. Front tibiae with six teeth. Length 2.8-4 mm.

Occurs with the preceding along the beach of Lake Michigan, but much less common. May 20-June 25.

1197 (3620). *SAPRINUS FITCHII* Mars., *Mon. Hist.*, 1862, 494.

Oblong-oval, convex. Black, distinctly bronzed, shining. Thorax with a broad space at sides and apex coarsely punctured, finely strigose near margin; base narrowly and coarsely punctured; disk smooth, polished. Elytra everywhere densely and coarsely punctured except a well defined scutellar mirror; first dorsal nearly entire; second and third shorter, indistinct; fourth very short, curved at base; sutural entirely absent. Length 2.8-3.2 mm.

Lake County; rare. Five specimens were taken from beneath the carcass of a dead hen near Hammond. May 27.

1198 (3625). *SAPRINUS PATRIELIS* Lec., *Bost. Journ. Nat. Hist.*, V, 1845, 76, pl. VI, fig. 2.

Broadly oval, robust. Surface shining, with a bluish-green or slightly bronzed lustre. Thorax with a narrow band of coarse punctures along the sides and apex, distant from margin except at base; disk smooth. Elytra very coarsely and sparsely punctured on apical half, the punctures extending along the suture two-thirds to base; humeral oblique, fine and long, not uniting with the short internal subhumeral; dorsal striae subequal, reaching slightly beyond the middle, the fourth arched to join the sutural, which is entire. Front tibiae with six teeth, the apical three much coarser. Length 3-4.2 mm.

Lake, Starke, Vigo and Posey counties; scarce. May 13-September 20.

#### IX. *PLEGADERUS* Erichs., 1834. (Gr., "a blow + neck.")

Small oblong species having a broad prosternum with a deep channel on each side extending from the lobe to the tip, and also a broad transverse groove which divides the median convex portion of the prosternum into two unequal portions. The thorax has a deep

groove on each side and also, usually, a transverse impression which divides it into two unequal parts. Of the nine species known from the United States, one has been taken in Indiana, while another may occur.

## KEY TO INDIANA SPECIES OF PLEGADERUS.

- a.* Elytra with strigose confluent punctures. 1199. TRANSVERSUS.  
*aa.* Elytra with coarse rounded punctures; body beneath coarsely and rather closely punctate. SAYI.

1199 (3633). PLEGADERUS TRANSVERSUS Say, Journ. Phil. Acad. Nat. Sci., V, 1825, 45; *ibid.* 11, 270.

Oblong-oval, subdepressed. Brownish-black, moderately shining. Thorax slightly broader than long, the side margins convex with a narrow and deep marginal stria on outer side and a deep lateral groove on inner; the disk divided unequally by a moderately impressed transverse groove, the front portion smaller and more closely punctured than the hinder. Elytra with elongate, confluent punctures and a short, moderately impressed, oblique humeral stria. Length 1.3-1.5 mm.

Taken in small numbers by Wolcott from beneath the bark of the Norway pine, near Clarke Junction, Lake County, and Dune Park, Porter County, June 27-July 23. Occurs from Canada to Texas.

*P. sayi* Mars., brownish, length 1.5 mm., is recorded from the "Middle States."

## X. TERETRIUS Erichs., 1834. (Gr., "cylindrical" form.)

Small subcylindrical beetles having the prosternum emarginate at tip, receiving the mesosternum, the tibiae toothed. Three species are known from the United States, one of which occurs in Indiana.

1200 (3640). TERETRIUS AMERICANUS Lec., Proc. Phil. Acad. Nat. Sci., XI, 1859, 316.

Oblong, subcylindrical. Piceous-black, shining, the narrow margin of elytra reddish. Thorax longer than wide, finely punctured; marginal stria entire but fine and very close to the margin. Elytra without striae, sparsely and rather coarsely punctured, the punctures coarser at base; truncate at apex. Front tibiae with five or six fine teeth. Length 1.5-2 mm.

DuBois and Posey counties; rare. May 5-May 14. Taken beneath the bark of soft maple and by sifting rotten debris. Widely distributed but scarce.

## XI. BACANIUS Lec., 1853. (Gr., "radish seed.")

Minute brownish-red species possessing the characters given in generic key and having the first joint of antennae gradually thicker to tip, second joint broader than long, third longer than the two

following; prosternum broader than long, truncate at tip; mesosternum truncate; front tibiae dilated and two-toothed. Six species are listed from the United States, two of which have been taken in Indiana, while another perhaps occurs.

KEY TO INDIANA SPECIES OF BACANIUS.

- a.* Pro- and mesosterna smooth or very sparsely punctured; elytral punctures simple, rounded.  
*b.* Subhumeral and first dorsal striae of elytra both entire, the latter not arching at base; pygidium very minutely punctulate. MISCELLUS.  
*bb.* Subhumeral striae abbreviated at apex, first dorsal short; pygidium distinctly punctured. 1201. TANTILLUS.  
*aa.* Pro- and mesosterna coarsely punctate; first dorsal striae entire, broadly arching at base; elytral punctures elongate, substrigose. 1202. PUNCTIFORMIS.

*B. miscellus* Lec., brownish-red, length .8 mm., is recorded from "the Middle States region."

1201 (3645). *BACANIUS TANTILLUS* Lec., Proc. Phil. Acad. Nat. Sci., 1853, 291.

Broadly oval, convex. Dark reddish-brown, shining. Thorax distinctly but not densely punctured. Elytra more coarsely punctured than thorax; the subhumeral stria abbreviated at base and apex. Pygidium strongly inflexed, rather coarsely and distinctly punctured. Length 1-1.2 mm.

Monroe County; scarce. June 9. Sifted from debris of beech stump. Larger and less convex than the next species.

1202 (3646). *BACANIUS PUNCTIFORMIS* Lec., Proc. Phil. Acad. Nat. Sci., 1853, 288.

Rounded-oval, subglobose. Dark brownish-red, moderately shining. Thorax finely and sparsely punctured. Elytra with dense aciculate, elongate punctures. Length 0.75 mm.

Marion, Putnam, Dubois and Posey counties; scarce. March 25-July 4. Taken while sifting in early spring and also beneath bark of half decayed elm logs. Probably more common than indicated, but overlooked on account of minute size.

XII. *ACRITUS* Lec., 1853. (Gr., "indistinguishable.")

The species of this genus are very minute and may be known by the four-jointed hind tarsi and distinct scutellum. As in the two preceding and the following genera, the scape of the antennae is lodged, when at rest, in a deep groove in front of the eye. Eleven species are listed from the United States, two of which have been taken in Indiana.

## KEY TO INDIANA SPECIES OF ACRIUS.

- a.* Thorax without a row of punctures across the base. 1203. EXIGUUS.  
*aa.* Thorax with a row of punctures across the base; prosternum much longer than wide, its striae not more divergent in front than at base. 1204. STRIGOSUS.

1203 (3649). *ACRIUS EXIGUUS* Erichs., Jahrb., 1831, 208.

Broadly oblong-oval, slightly convex. Dark reddish-brown, shining. Thorax rather coarsely and sparsely punctured. Elytra more coarsely but not more densely punctured than thorax, the marginal stria rather deep, entire. Prosternum more than twice as long as wide, its surface with very few punctures. Front tibiae slender. Length 1 mm.

Southern half of State; frequent beneath bark of elm and other logs. Gregarious and probably hibernates. April 9–November 22.

1204 (3654). *ACRIUS STRIGOSUS* Lec., Proc. Phil. Acad. Nat. Sci., 1853, 289.

Rounded-oval, moderately convex. Dark brown, shining. Thorax sparsely and rather finely punctured, the basal row of punctures slightly curved and not extending on either side beyond the middle of the base of elytra. Elytra coarsely punctured, less distinctly on basal third. Metasternum coarsely and rather sparsely punctured. Length 0.8 mm.

Marion County; scarce. Taken by H. Morrison from the sides of a bridge abutment on which they had alighted to bask in the sunshine; also by sifting. April 23–November 8.

XIII. *ELETES* HORD. 1873.

The species of this genus are separated from those of *Acrius* only by the absence of a scutellum. In such minute forms this character is very difficult to distinguish except under very high power. Four species are known from the United States, two of which have been taken in Indiana.

1205 (3657). *ELETES POLITUS* Lec., Proc. Phil. Acad. Nat. Sci., 1853, 290.

Rounded-oval, convex. Brown, shining, surface wholly devoid of punctures. Prosternum twice as long as wide; mesosternum with longitudinal grooves. Length 0.8 mm.

Throughout the State; frequent. Occurs beneath bark and in dead leaves and other rubbish about the base of trees where it may be taken by sifting. April 9–November 28.

1206 (3660). *ELETES SIMPLEX* Lec., Bost. Journ. Nat. Hist., V, 1845, 81.

Oval, moderately convex. Reddish-brown, shining. Thorax and elytra very sparsely and finely punctured, the former with a basal row of coarser punctures the middle ones of which are linear or sulciform. Prosternum nearly as broad as long. Meso- and metasterna smooth, the suture coarsely punctate. Length 1 mm.

Putnam County; rare. April 17. Sifted from debris near a hillside spring.

## Family XXVI. NITIDULIDÆ.

### THE SAP-FEEDING BEETLES.

This is a family of medium size, comprising small and usually somewhat flattened beetles. In most species the thorax has wide, thin side margins and the elytra are often truncate at apex, thus leaving the end of the abdomen exposed. In food habits they vary much, a few being found on flowers and others on fungi or carrion. The great majority, however, feed on the sap or juices of various trees and fruits, especially that which has begun to ferment or sour. They can be found in numbers in early spring wherever sap exudes from trees, especially those of maple.

Dury says that he has trapped hundreds by laying chips on top of a freshly cut maple stump. Under these chips, in a day or two, were congregated twenty or more species and hundreds of individuals. A mixture of vinegar with brown sugar or molasses will also attract them if spread on a log in the woods and then covered with chips. In late summer and early autumn certain species, especially those of *Ips*, are often found in or under partially decayed apples, pears or melons. They are therefore to be classed as innoxious, rather than either beneficial or harmful in habit; though the larvæ of the genera *Ips*, *Carpophilus* and *Rhizophagus* have been shown to be, in part at least, carnivorous, subsisting upon the soft bodied larvæ of other beetles which live under bark.

The name *Nitidula*, applied by Fabricius to the typical genus, is very inappropriate for the family, since it literally means *shining* or *elegant*, whereas the great majority of the species are clothed with a fine pubescence which does not permit of their shining to any great extent.

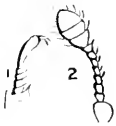


Fig. 237. Nitidula.  
1, front tarsus; 2, antenna. (After Westwood.)

The principal characters distinguishing the Nitidulidæ are: Antennæ 11- rarely 10-jointed, terminating in a round or oval club of three, rarely two, joints and inserted under the margin of the front; thorax with base sometimes closely uniting with that of elytra, sometimes passing over the base of the latter (Fig. 237); elytra usually truncate, sometimes entire; front coxæ transverse, separated, not prominent; middle and hind coxæ transverse, flat, widely separated, the latter extending almost to the margin of the body; abdomen with five free ven-



tral segments; legs short, somewhat stout, retractile or partly so; tarsi short, usually dilated and hairy beneath, usually five-jointed, with the fourth joint very small, rarely four- or three-jointed.

Practically the only available paper treating of the North American species of the family is that of

*Horn*.—"Revision of the Nitidulidae of the United States," *in* Trans. Amer. Ent. Soc., VII, 1879, 267-336.

About 120 species of the family, divided among 32 genera, are known from North America. Of these 49 species, belonging to 22 genera, have been taken in Indiana. For convenience the family was first divided by Horn into eight tribes, seven of which are represented in the collection at hand.

KEY TO INDIANA TRIBES OF NITIDULIDÆ.

- a.* Antennæ 11-jointed, ending in a three-jointed club;\* all the tarsi similar in both sexes.
- b.* Tarsi 5-jointed.
- c.* Labrum free, more or less visible; color rarely shining black.
- d.* Maxille with two lobes; antennal club elongate, loose.
- Tribe I. BRACHYPTERINI, p. 629.
- dd.* Maxille with one lobe; antennal club rounded, compact.
- e.* Thorax not margined at base; head horizontal.
- f.* Abdomen with two or three segments exposed.
- Tribe II. CARPOPHILINI, p. 631.
- ff.* Abdomen wholly covered or with but one segment exposed.
- Tribe III. NITIDULINI, p. 635.
- cc.* Thorax margined at base, covering the base of elytra; head more or less bent downward.
- Tribe IV. CYCHRAMINI, p. 645.
- cc.* Labrum united with the front or lower part of face; color usually shining black or piceous with reddish or yellow markings.
- Tribe VI. IPINI, p. 648.
- bb.* Tarsi four-jointed; body contractile; thorax margined at base, covering the base of elytra.
- Tribe V. CYBOCEPHALINI, p. 647.
- aa.* Antennæ 10-jointed, the club two-jointed; hind tarsi of males 4-jointed.
- Tribe VII. RHYZOPHAGINI, p. 650.

Tribe I. BRACHYPTERINI.

The members of this tribe occur usually on flowers and have the antennal club gradually formed and not of compact construction; maxillæ with two lobes; labrum distinct, usually small, often deeply emarginate. The males have a small additional apical dorsal segment. Four genera constitute the tribe, two of which are represented in Indiana.

\*In some species of *Crens* the club has but two joints.

## KEY TO INDIANA GENERA OF BRACHYPTERINI.

- a. Tarsal claws distinctly toothed at base. I. BRACHYPTERUS.  
 aa. Tarsal claws simple or very nearly so. II. CERCUS.

## I. BRACHYPTERUS Kug. 1794. (Gr., "short + wing.")

This genus is represented in the eastern United States and Indiana by one species, which was probably introduced from Europe.

1207 (3664). BRACHYPTERUS URTICÆ Fab., Ent. Syst., I, 1798, 235.

Oval, convex. Piceous with a tinge of bronze, shining and very sparsely pubescent; antennæ and legs reddish-brown. Thorax nearly twice as wide as long, convex, coarsely and rather densely punctured; sides curved and feebly sinuate near base. Elytra a little more coarsely but less densely punctured than thorax, truncate at apex. Length 2 mm.

Steuben, Marshall and Wayne counties; scarce. May 25–July 15. Occurs usually on flowers of nettle, whence the specific name; also sifted from sphagnum moss.

## II. CERCUS Latr. 1796. (Gr., "tail of a beast.")

Two species represent this genus in the eastern United States, both of which occur in Indiana.

1208 (3664). CERCUS ABDOMINALIS Erichs., Germ. Zeits., IV, 1843, 229.

Oval, convex. Metallic blue or greenish, shining; legs and abdomen red; antennæ reddish-brown, the club piceous, three-jointed. Thorax convex, one-third wider than long, rather coarsely and evenly, but not densely punctate; base a little wider than apex, hind angles rectangular. Elytra, together, a little longer than wide, rather more coarsely punctured than the thorax. Length 2–2.5 mm.

Throughout the State; frequent. April 11–July 6. Occurs on flowers of blood root (*Sanguinaria*) in early spring and later on foliage of various shrubs and trees especially those in low ground.

1209 (3665). CERCUS PENNATUS Murr., Trans. Linn. Soc., XXIV, 235.

Oval, subconvex. Light brownish-yellow to piceous, feebly shining, sparsely pubescent. Antennal club two-jointed. Thorax nearly twice as wide as long, apex feebly emarginate, sides regularly curved and hind angles obtuse in male; sinuate behind and hind angles distinct in female; disk convex, rather densely punctate. Elytra, together, longer than wide, apex rounded truncate, surface rather coarsely but not densely punctate. Length 2.3 mm.

Steuben, Whitley, Marion and Jackson counties; scarce. June 19–July 19. Occurs on flowers of elder and wild hydrangea.

## Tribe II. CARPOPHILINI.

Small oval or elongate subdepressed species having the antennae ending in an abrupt 3-jointed club and, in repose, received in distinct grooves. Males with a small sixth dorsal segment attached to the abdomen. The species live on flowers or rarely beneath bark. Of the four genera composing the tribe, three are represented in Indiana.

## KEY TO INDIANA GENERA OF CARPOPHILINI.

- a.* Form not especially elongate; last ventral segment not long and conical.  
*b.* Second and third ventral segments short, first, fourth and fifth longer. III. CARPOPHILUS.  
*bb.* First to fourth ventral segments short, fifth as long as the others united. IV. COLASTUS.  
*aa.* Form elongate; last ventral segment long and conical. V. COXOTELUS.

III. CARPOPHILUS Stephens. 1830.  
 (Gr., "fruit-loving.")

The members of this genus have the labrum bilobed; club of antennae flattened and oval; tarsi dilated, with simple claws. About 15 species are known from the United States, seven of which have been taken in Indiana, while one or two others doubtless occur.

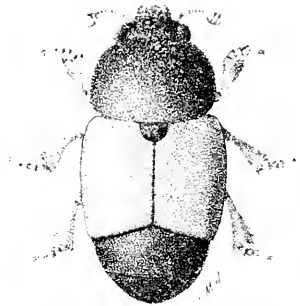


Fig. 238. *Carpophilus pallipennis* Say  
 H. (After Forbes.)

## KEY TO INDIANA SPECIES OF CARPOPHILUS.

- a.* Hind angles of thorax broadly rounded or very obtuse.  
*b.* Thorax narrowed in front, its front angles rounded; elytra piceous, with yellow basal and apical spaces. 1210. HEMIPTERUS.  
*bb.* Thorax quadrate, its front angles distinct. 1211. DIMIDIATUS.  
*aa.* Hind angles of thorax distinct but sometimes retracted.  
*c.* Elytra wholly different in color from head and thorax; surface finely and densely punctured. 1212. MELANOPTERUS.  
*cc.* Elytra, at least in part, of same hue as head and thorax.  
*d.* Thorax distinctly narrower at apex than base.  
*c.* Sides of thorax curved; surface opaque, piceous or black. 1213. NIGER.  
*cc.* Sides straight; surface feebly shining, dark reddish-brown. MARGINATUS.  
*dd.* Thorax subquadrate, not or very feebly narrower at apex.  
*f.* Surface densely punctured, opaque. 1214. CORTICINUS.  
*ff.* Surface sparsely or inconspicuously punctured, moderately shining.  
*g.* Elytra uniform piceous or nearly black; prosternum in front nearly smooth. 1215. BRACHYPTERUS.

gg. Elytra bicoloried, the base reddish-brown, apex piceous; prosternum in front densely and rather coarsely punctured.

1216. ANTIQVUS.

1210 (3672). *CARPOPHILUS HEMIPTERUS* Linn., Syst. Nat., I, 1766, 565.

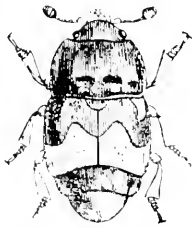


Fig. 239.  $\times 64$ .  
(After Smith.)

Oblong. Piceous, feebly shining, sparsely pubescent; elytra each with a humeral spot and large irregular apical space dull yellow; legs pale. Thorax one-third wider than long, narrowed at apex, sides feebly curved, hind angles obtuse; surface sparsely punctured at middle, more densely near sides. Elytra and abdomen above and below sparsely and finely punctate. Prosternum coarsely and sparsely punctured. Length 4 mm. (Fig. 239.)

Posey County; rare. May 25.

1211 (3674). *CARPOPHILUS DIMIDIATUS* Fab., Ent. Syst., I, 1795, 261.

Oblong, moderately robust. Pale brownish-yellow to piceous; feebly shining, sparsely pubescent. Thorax slightly wider than long, sides curved on apical third, thence nearly straight to base, hind angles obtuse, surface rather densely punctured, more so on sides. Elytra together longer than wide, more sparsely and finely punctured than thorax. Abdomen above and below finely and sparsely punctured. Prosternum coarsely and densely punctured. Length 3-3.5 mm.

Wells and Vigo counties; rare. July 21-September 23. Taken on rotten melon.

1212 (3675). *CARPOPHILUS MELANOPTERUS* Erichs., Germ. Zeitschr., IV, 1843, 262.

Oval, moderately robust. Uniform pale reddish-yellow, above and below, except the elytra, which are black or piceous. Thorax one-third wider than long, narrowed in front, sides feebly curved, hind angles small, retracted; disk convex, together with the elytra rather finely and densely punctured. Prosternum coarsely but not densely punctured. Length 4-4.5 mm.

A southwestern species, collected in Marshall and Putnam counties; scarce. June 4-October 15.

1213 (3678). *CARPOPHILUS NIGER* Say, Journ. Phil. Acad. Nat. Sci., III, 1823, 195; *ibid.*, II, 121.

Oval, slightly oblong. Uniform brownish-black or piceous, sparsely pubescent; legs, scape of antennae and abdomen reddish-brown. Thorax one-half wider than long, sides regularly curved, hind angles rectangular; disk, as well as that of elytra, slightly flattened, densely punctured. Humeral angles of elytra prominent. Length 3.5-4.2 mm.

Stenben and Vigo counties, scarce; at sap of soft maple. Probably occurs throughout the State. June 18-September 22.

1211 (3680). *CARPOPHILUS CORTICINUS* Erichs., Germ. Zeitschr., IV, 1843, 263.

Oval, slightly oblong. Piceous, feebly shining, minutely alutaceous, sparsely pubescent; legs and antennæ dark reddish-brown. Thorax one-half wider than long, as broad at apex as at base, sides feebly curved, hind angles rectangular; surface, as well as that of elytra, rather densely but not coarsely punctured. Prosternum densely and rather coarsely punctured. Length 3 mm.

Southern half of State; scarce. April 4–October 17. Resembles a small *niger* but known by the form of thorax and more shining surface. Taken from beneath leaves of mullein and beaten from flowers of linn.

*C. marginalis* Erichs., length 1.5–2 mm., with sides of thorax and elytra continuous, has been taken near Cincinnati.

1215 (3681). *CARPOPHILUS BRACHYPTERUS* Say, Journ. Phil. Acad. Nat. Sci., V, 1825, 183; *ibid.* II, 288.

Oblong-oval, subdepressed. Piceous, very finely and sparsely pubescent; legs and antennæ reddish-brown. Thorax nearly twice as wide as long, apex and base equal, sides moderately curved, punctures of the disk rather coarse and not dense, those of sides finer and denser. Surface of elytra more finely punctured than thorax. Prosternum nearly smooth. Length 2.5 mm.

Throughout the State; frequent. March 20–October 17. Occurs on flowers of cherry, apple, black haw and other shrubs and at sap. Resembles the preceding, but distinguished by its smaller and broader form and smooth prosternum.

1216 (3683). *CARPOPHILUS ANTIQVUS* Melsh., Proc. Phil. Acad. Nat. Sci., II, 1844, 105.

Oblong. Piceous, moderately shining; base of elytra reddish-brown, gradually passing to piceous. Thorax one-third wider than long, base and apex equal, sides feebly curved, hind angles rectangular; surface sparsely punctured at middle, more finely and densely on sides. Surface of elytra coarsely but sparsely punctate. Prosternum coarsely and rather densely punctured on sides. Hind tibiae of males suddenly dilated at apical half. Length 2.5–3 mm.

Southern half of State; common. Hibernates beneath mullein and rubbish in fence corners. Taken by sifting in early spring; also at sap. March 17–December 7.

#### IV. *COLASTUS* Erichs., 1843. (Gr., "to mutilate.")

The members of this genus are broadly oval or oblong, strongly flattened and sparsely pubescent beetles, which live beneath bark and feed upon sap. The males have the last ventral segment emar-

ginate and a small additional segment visible. Five are known from the eastern United States, all of which may occur in Indiana, though but three have as yet been taken.

## KEY TO THE SPECIES OF COLASTUS.

- a.* Hind angles of thorax distinct.
- b.* Scutellum smooth at tip.
- c.* Form broadly oval.
- d.* Thorax with an oblique pit or fovea in each hind angle. 1217. MORIO.  
MACULATUS.
- dd.* Thorax without fovea; elytra each with four reddish spots. 1218. SEMITECTUS.  
MACULATUS.
- cc.* Form oblong, much depressed; elytra dull yellow, the sides and apex narrowly piceous. 1219. TRUNCATUS.  
SEMITECTUS.
- bb.* Scutellum densely punctured; color uniformly piceous. UNICOLOR.
- aa.* Hind angles of thorax obtuse, rounded; form oblong-oval, depressed. 1219. TRUNCATUS.

1217 (3685). *COLASTUS MORIO* Erichs., Germ. Zeitschr., IV, 1843, 242.

Broadly oval, depressed. Piceous black, shining, sparsely pubescent; under surface piceous; antennæ and legs reddish-brown, the club darker. Head coarsely and densely punctate. Thorax more than twice as wide as long, sides broadly curved, apex emarginate; base bisinuate, twice as wide as apex; disk coarsely and rather closely punctured, with a vague depression each side of scutellum and a distinct oblique one near each hind angle. Elytra together wider than long, with somewhat irregular rows of coarse, close-set punctures. Length 4.5 mm.

Putnam County; rare. March 6. Taken from under surface of hickory slab.

1218 (3687). *COLASTUS SEMITECTUS* Say, Journ. Phil. Acad. Nat. Sci., V, 1825, 182; *ibid.* II, 288.

Elongate-oval, much depressed. Piceous, moderately shining; elytra dull reddish-yellow, narrowly piceous on sides and apex. Thorax one-half wider than long, apex narrower than base, surface coarsely but not densely punctate. Elytra rather densely punctate, the punctures near suture in ill-defined rows. Prosternum very sparsely punctate. Length 3-4.5 mm.

Lake, Crawford and Posey counties; scarce. May 21-July 3.

1219 (3689). *COLASTUS TRUNCATUS* Rand., Bost. Jour. Nat. Hist., II, 1838, 18.

Oval, slightly oblong, strongly depressed. Dull reddish-brown; head usually piceous. Thorax nearly twice as wide as long, narrowed in front, width of apex equal to length, disk feebly convex; surface, as well as that of elytra, rather densely punctate. Apex of elytra broadly emarginate-truncate. Prosternum nearly smooth. Length 2-2.5 mm.

Starke, Marshall, Marion and Clark counties; scarce. April 9–July 30. Occurs in spring at sap of maple and other trees; in summer on flowers.

*C. maculatus* Erichs., and *C. unicolor* Say, both 4.5 mm. in length and piceous in hue, are of wide distribution in the Atlantic region. The first named has been taken at Cincinnati.

#### V. CONOTELUS Erichs., 1813. (Gr., "cone; end.")

The members of this genus have an elongate form, and resemble those of *Trogophlaeus* of the *Staphylinida*. This is due to the abdomen being much elongated, three joints being exposed above. Beneath, the first two segments are short and equal; the third and fourth are of equal length, each as long as the first two together; fifth elongate, flattened conical, longer than the preceding two together. The males have the terminal dorsal segment truncate and feebly emarginate, with a small additional segment exposed. Three species are known from the United States, one of which occurs in Indiana.

1220 (3692). CONOTELUS OESCURUS Erichs., Germ. Zeits., IV, 1813, 252.

Elongate, subdepressed. Black or piceous, opaque, sparsely pubescent; legs and antennae brownish-yellow, the club piceous. Thorax one-third wider than long, slightly narrowed in front, hind angles obtusely rounded; surface finely rugulose, sparsely punctate. Elytra together nearly square, usually less black than thorax, surface finely granular, with numerous irregular rows of obsolete punctures. Length 3.5–4 mm.

Tippecanoe, Putnam, Marion, Vigo and Posey counties; scarce. June 15–July 15. Occurs on flowers of dogwood (*Cornus*) and hollyhock.

#### Tribe III. NITIDULINI.

This tribe is the largest of the family and is composed of elliptical, usually depressed and often widely margined, species. The elytra cover the entire abdomen or leave only the pygidium exposed. Its members live on sap, on flowers, in fungi, under bark or on dried animal matter. Twelve genera comprise the tribe, nine of which are represented in Indiana.

#### KEY TO INDIANA GENERA OF NITIDULINI.

- a. Prosternum depressed behind the front coxae, not prolonged.
- b. Tarsi very distinctly dilated on all the feet; tips of elytra usually truncate.
- c. Apical segment of abdomen usually exposed; elytra without costae.

or rows of punctures; antennal grooves strongly convergent.

- d.* Labrum bilobed; males with a sixth dorsal segment; length 2-4.7 mm. VI. EPUREA.
- dd.* Labrum feebly emarginate; males without sixth segment; length 3.5-5.5 mm. VII. NITIDULA.
- cc.* Abdomen wholly covered; elytra with either costæ or rows of punctures; antennal grooves parallel, passing directly backwards; length 2.3 mm. VIII. STELDOTA.
- bb.* Tarsi not dilated or very feebly so; tips of elytra rounded, wholly covering the abdomen.
- c.* Mentum broad, covering the base of the maxillæ; margin of thorax and elytra very wide and flat, translucent; length 5-6 mm. IX. PROMETOPA.
- cc.* Mentum not covering the maxillæ.
- f.* Front not lobed over the antennæ.
- g.* Elytra subcostate; mandibles with tip slightly bifid; length more than 5.5 mm. X. PHENOLIA.
- gg.* Elytra without trace of costæ; mandibles not bifid at tip; length less than 4 mm. XI. OMOBITA.
- ff.* Front lobed over the insertion of antennæ; margin of thorax and elytra as in *Promctopia*; length 4-5 mm. XII. SORONIA.
- aa.* Prosteronum elevated behind the front coxæ, often prolonged.
- h.* Mesosternum not carinate; body oval or rounded, convex, pubescent; tarsi not dilated; length 3-4 mm. XIII. POCADICUS.
- hh.* Mesosternum carinate; body oblong, subdepressed; tarsi all dilated; length 2-2.5 mm. XIV. MELIGETHES.

## VI. EPUREA Erichs. 1843. (Gr. "wood-tail.")

This is the largest genus of the family and is composed of small depressed species very difficult to separate. They have the labrum bilobed; antennæ with an abrupt 3-jointed club and elytra either truncate or entire. The males possess an additional anal segment, and often have the middle and hind tibiae dilated at tip. They must be counted with legs spread and the hind coxæ visible, else they cannot be classified at all. Horn divides the species into three groups, two of which are represented in the State.

### KEY TO INDIANA GROUPS OF EPUREA.

- a.* Middle tibiae dissimilar in the two sexes, that of the male sinuate within and thickened at tip; that of the female slender. Group A.
- aa.* Middle tibiae similar in the two sexes, slender; hind tibiae of both sexes similar and slender. Group B.

#### GROUP A.

The greatest number and the largest of our species belong here. In the male the middle tibiae are sinuate on the inner margin, the apex being prolonged inward to a greater or less extent. The following species have been taken or probably occur in the State:



## KEY TO INDIANA SPECIES OF GROUP A.

- a.* Process of abdomen between the hind coxae broad, truncate.
- b.* Sides of thorax moderately curved, gradually broader to base; form broadly oval, color yellow; length 4-4.5 mm. HORNI.
- bb.* Sides of thorax strongly curved, at base narrowed or sinuate, hind angles acute; color dark reddish-brown.
- c.* Form broadly oval; elytra narrower at tips. 1221. HELVOLA.
- cc.* Form more oblong; elytra scarcely narrowed at tips. 1222. RIFA.
- aa.* Process of abdomen between the hind coxae narrow, acute; metasternum usually acutely notched behind for its reception; elytra truncate at tip.
- d.* Form oblong-oval.
- c.* Middle tibiae of male strongly sinuate within, the inward prolongation of tip well marked.
- f.* Thorax broadest at base, hind angles rectangular; color pale reddish-yellow. 1223. ERICHSONII.
- ff.* Thorax slightly narrowed at base.
- g.* Sides of thorax simply curved; hind angles not prominent; color uniform dull reddish-yellow. 1224. RUFIDA.
- gg.* Sides of thorax sinuate near hind angles, which are rather acute; color dull reddish-brown, the disk of elytra clouded with fuscous. 1225. CORTICINA.
- cc.* Middle tibiae of male feebly sinuate, the tips merely thickened.
- h.* Color reddish-yellow; sides of thorax obliquely narrowed near the base. AVARA.
- hh.* Color pale yellow; sides of thorax slightly curved near the base.
- i.* Hind angles of thorax obtuse, margin not flattened. FULVESCENS.
- ii.* Hind angles acute and prominent, margins flattened and reflexed. 1226. DERYL.
- dd.* Form elongate-parallel; color piceous, feebly shining; thorax sinuate behind. 1227. TRUNCATELLA.

*E. hornii* Crotch is known from Grimsby, Canada, and probably occurs in northern Indiana.

1221 (3696). *EPUREA HELVOLA* Erichs., Germ. Zeits., IV, 1843, 273.

Broadly oval. Dark reddish-brown, feebly shining, sparsely pubescent; the margins often paler. Thorax rather more than twice as wide as long, apex deeply emarginate; sides strongly curved, slightly narrowing at base, hind angles subacute; margin broadly flattened, slightly reflexed; surface, as well as that of elytra, finely granulate, rather densely punctate. Elytra oval, together a little longer than wide, margin reflexed. Length 3 mm.

Steuben, Laporte, Lawrence, Vigo and Crawford counties, frequent; probably throughout the State. May 26 August 11. Occurs in summer in decaying fleshy fungi; in spring at sap.

1222 (3697). *EPUREA RUFA*, Journ. Phil. Acad. Nat. Sci., V, 1825, 180;  
ibid., II, 286.

Resembles *helvola* in color and size, and often confounded with that species. It is, however, more oblong, with longer elytra, which are scarcely narrowed from base to apex and very narrowly margined. Thoracic margins not at all reflexed. Length 3-3.5 mm.

Throughout the State; common. March 6-October 17. Occurs in early spring beneath leaves, mullein and other rubbish, from whence it is taken by sifting; also at sap and in fungi.

1223 (3700). *EPUREA ERICSONII* Reitter, Verhandl. Nat. Verein, 1874, 35.

Oblong-oval. Dull clay yellow, sparsely clothed with yellowish pubescence. Thorax less than twice as wide as long, slightly narrowed in front, apex feebly emarginate; sides feebly curved and subparallel behind, margin slightly reflexed; surface, as well as that of elytra, rather densely and coarsely punctate. Elytra one-third longer than wide, slightly narrower to apex. Length 2.5-3 mm.

Throughout the State; frequent. March 31-August 25. Probably hibernates. Occurs beneath bark and at sap in early spring; later on flowers of huckleberry and other marsh plants.

1224 (3701). *EPUREA RUFIDA* Melsh., Proc. Phil. Acad. Nat. Sci., 11, 1844,  
106.

Oblong-oval. Dull reddish-yellow. Thorax less than twice as wide as long, slightly narrower at apex than base; sides moderately curved, narrowed obliquely for a short distance in front of base, hind angles rectangular; margins rather widely flattened, slightly reflexed; surface, as well as that of elytra, densely punctured. Elytra one-half longer than wide, sides parallel in front, slightly curved and narrowing on apical third. Length 3.5-4 mm.

Throughout the State; frequent. April 11-July 11. Occurs beneath bark of oak and on flowers of linden.

1225 (3703). *EPUREA CORTICINA* Erichs., Germ. Zeitsch., IV, 1843, 270.

Oblong-oval. Dull reddish-brown; disks of thorax and elytra clouded with darker; legs paler. Thorax one-half wider than long; sides rather strongly curved, sinuate near base; hind angles acute, margin narrowly reflexed; surface, as well as that of elytra, rather densely granulate-punctate. Elytra one-third longer than wide, sides feebly curved and slightly narrower toward the tips. Length 3.5 mm.

Orange County; rare. September 9. Taken beneath oak bark. "Occurs especially in the Gulf States."

*E. avara* Raud., dull reddish-yellow, length 3-3.5 mm., is said to occur all over the United States and Canada, but has not yet been noted from Indiana. *E. fulvoscens* Horn, pale yellow, length 3-3.5 mm., was described from Canada and is recorded from near Cincinnati.

1226 (—). *EPUREA DURYI* SP. NOV.

Broadly oval, subdepressed. Uniform pale yellow, sparsely pubescent, distinctly shining. Head finely and sparsely punctate. Thorax two-thirds wider than long, widest at middle, the sides thence converging and nearly straight to apex, feebly curved to base; disk finely and rather sparsely punctate, broadly and shallowly impressed near the hind angles. Elytra together a little longer than wide, tips subtruncate; disk finely and rather sparsely punctate. Abdomen finely granulate-punctate. Interoxal process rather broad, but acute at apex. Length 3.5-4.7 mm. (Fig. 240.)

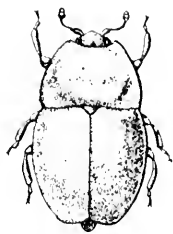


Fig. 240. . 4.  
(Original.)

Crawford County; rare. June 27-June 28. Taken also by Chas. Dury near Cincinnati and named in his honor. The largest species taken in the State.

1227 (3709). *EPUREA TRUNCATELLA* Mann., Bull. Mosc., II, 1846, 514.

Elongate, parallel. Piceous-brown to nearly black, sparsely pubescent. Thorax one-third wider than long, sides feebly curved and obliquely narrowed on basal third; hind angles subrectangular, margins narrowly flattened; surface densely punctate. Elytra slightly narrowed near tips, less densely punctured than thorax. Length 2.5-3 mm.

Lawrence County; rare. April 13. Taken from decaying fungi.

#### GROUP B.

In this group the tibiae present no sexual characters whatever. Two of the seven species comprising the group have been taken, while another may occur.

#### KEY TO INDIANA SPECIES OF GROUP B.

- a.* Process of abdomen between the hind coxae, broad, obtuse.
  - b.* Elytra narrowly margined; hind femora of male simple; color dark reddish-brown, the margin of thorax yellowish translucent. 1228. *OVATA*.
  - bb.* Elytra widely margined; hind femora of male obtusely subangulate; piceous, the elytra each with four paler spots. PELTOIDES.
- aa.* Process of abdomen triangular, more or less acute; color pale reddish-yellow. 1229. *LABILIS*.

1228 (3711). *EPUREA OVATA* Horn, Trans. Amer. Ent. Soc., VII, 1879, 298.

Broadly oval. Piceous, moderately shining; margins of thorax and elytra paler. Thorax twice as wide as long; apex narrower than base and deeply emarginate; sides strongly curved, suddenly sinuate near the hind angles, which are rectangular; margin widely flattened and moderately reflexed; surface, as well as that of elytra, rather densely punctate. Elytra very little longer than wide at base; sides curved and gradually narrowing to the tips, which are rounded; margin narrowly reflexed. Length 2.5-3 mm.

Steuben, Kosciusko, Putnam and Marion counties; scarce.

[41-23402]

April 22—June 19. Taken from beneath dead leaves by sifting; also beneath bark of beech. Described from Michigan and Canada. Resembles *helvola* but readily distinguished by the smaller size and rounded tips of elytra.

*E. peltoides* Horn, 2.5 mm. in length, was described from Michigan and Maryland.

1229 (3714). *EPUREÆ LABILIS* Erichs., Germ. Zeitschr., IV, 1843, 272.

Oval. Dull reddish-yellow, rather shining, sparsely pubescent. Thorax twice as wide as long; sides regularly curved and gradually narrowing from base to apex, which is feebly emarginate; margin narrowly reflexed, hind angles rectangular; surface, as well as that of elytra, coarsely and rather densely punctured. Elytra one-third longer than wide, tips truncate, sides feebly recurved and slightly narrowing behind the middle. Length 2–2.5 mm.

Throughout the State; frequent. May 16—August 29. Resembles *crichsonii*, but smaller and the males distinguished by characters given in key. Occurs on flowers of elder, dogwood, etc.

## VII. NITIDULA Fab. 1775. (L., "shining or bright.")

The members of this genus are known as "bone beetles" and are distinguished from *Epuræa* by their larger size and by the labrum being feebly emarginate instead of bilobed. They have the antennæ 11-jointed, the club abrupt and 3-jointed; abdominal segments 2 to 5 equal, the first very little longer. Three species occur in the United States, all of which are found in Indiana. The first two have been introduced from Europe.

### KEY TO THE SPECIES OF NITIDULA.

- a.* Thorax coarsely and rather densely punctured.  
*b.* Piceous; elytra each with a rounded reddish spot on disk. 1230. BIPUNCTATA.  
*bb.* Piceous; elytra without spots. 1231. RUFIPES.  
*aa.* Thorax sparsely and rather finely punctured; elytra usually with irregular dull yellow spots. 1232. ZICZAC.
- 1230 (3719). *NITIDULA BIPUNCTATA* Linn., Fauna Suec., 1758, 148.

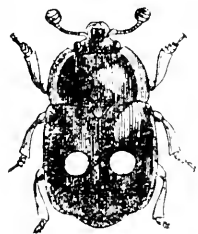


Fig. 211. . 5.  
(After Smith.)

Oval, feebly convex. Piceous black, finely pubescent; each elytron with a round reddish spot near the middle. Thorax twice as wide at base as long, narrower at apex; margins moderately flattened, hind angles nearly rectangular. Elytra together longer than wide, rather sparsely and finely punctured. Length 4.5–6 mm. (Fig. 211.)

Vigo, Lawrence and Knox counties; scarce. April 15–July 11. Occurs on or beneath bones and skins of dry carcasses, and probably to be found throughout the State.

1231 (3720). *NITIDULA RUFIPES* Linn., Syst. Nat., II, 1766, 573.

Oval, slightly oblong. Piceous, subopaque, pubescent; antennæ (except clubs) and legs reddish-brown. Thorax less than twice as wide as long, apex but little narrower than base; sides moderately curved, margin narrowly flattened; surface, as well as that of elytra, densely and rather coarsely punctured. Length 3.5-4 mm.

Lake, Vigo, Crawford, Posey and Lawrence counties; frequent. March 26-August 7. Occurs with preceding on bones of carrion; also on foliage.

1232 (3721). *NITIDULA ZICZAC* Say, Journ. Phil. Acad. Nat. Sci., V, 1825, 179; *ibid.* II, 285.

Oblong-oval. Piceous, subopaque, pubescent; elytra usually with basal spots and a median S-shaped spot dull yellow. Thorax a little less than twice as wide as long, apex slightly narrower than base; sides feebly curved, surface rather sparsely and finely punctured. Length 3-4 mm.

Lake, Lawrence and Posey counties; rare. April 13-August 7. Occurs on dead birds and reptiles. Varies to the elytra wholly devoid of spots.

#### VIII. *STELIDOTA* Erichs. 1843. (Gr., "a column.")

The members of this genus resemble those of *Epurca*, but have the elytra subcostate or with rows of punctures and covering the abdomen, so that, looking from above, no segment of the latter is visible. The antennæ end in an abrupt club, and when folded back repose in rather deep, subocular grooves which are parallel. Three species are known, two of which occur in Indiana.

1233 (3722). *STELIDOTA GEMINATA* Say, Journ. Phil. Acad. Nat. Sci., V, 1825, 181; *ibid.* II, 287.

Oval, narrower behind. Piceous or dark reddish-brown, the margins paler; elytra with two crossbars of indistinct paler spots, one basal, the other behind the middle. Thorax twice as wide as long, broadest at base, apex deeply emarginate; sides regularly curved from base to apex, margin broad, flattened; hind angles rectangular, disk coarsely and densely punctured. Elytra as wide at base as thorax, gradually narrowed to apex; tips rounded; disk subcostate, the ridges with a single row of fine punctures, each bearing a short hair, the grooves closely punctured. Length 2-2.5 mm.

Throughout the State; frequent. April 22-September 23. Occurs in spring at sap and beneath leaves; in autumn on decaying fruit and melons.

1234 (3723). *STELIDOTA OCTOMACULATA* Say, *loc. cit.*

Resembles the preceding, but a little larger and darker. The thorax with sides more curved at base, so that the latter is narrower than a little

in front. Elytra with the ridges less distinct, but with the rows of fine hair bearing punctures, between which are rows of larger round, shallow punctures. Length 2.5-3 mm.

Starke, Marion, Putnam, Crawford and Posey counties; less frequent than *geminata*. April 10-June 18. Occurs beneath chips, stones and decaying fruit. The spots on elytra are reddish and usually located two at base, one on sutural margin near middle, another behind the middle and one on tip.

### IX. PROMETOPIA Erichs. 1843. (Gr., "before + spot.")

This genus is represented in the eastern United States and Indiana by a single species having the thorax deeply emarginate in front, with sides broadly flattened; mandibles prominent and bifid at tip; antennæ slender, first joint stout, third very long, club elongate-oval.

\*1235 (3725). PROMETOPIA SEXMACULATA Say, Journ. Phil. Acad. Nat. Sci., V, 1825, 179; *ibid.* II, 285.

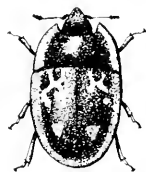


Fig. 242.  $\times 34$ .  
(Original.)

Broadly oval, depressed. Piceous, with the margins, under parts, an irregular humeral band and a spot on apical third of each elytron, pale reddish-brown. Thorax twice as wide as long, narrower in front, sides feebly curved, hind angles rectangular; disk rather sparsely punctate with coarse and fine punctures intermingled. Elytra as wide as long (male) or longer than wide (female), the surface sparsely and coarsely punctate. Length 5-6 mm. (Fig. 242.)

Southern half of State, frequent; much less so in the northern counties. Hibernates with the next species beneath logs and bark and remains motionless, adhering closely to logs when shelter is removed; in spring at sap. January 18-December 20.

### X. PHENOLIA Erichs. 1843. (Gr., "a cloak.")

This genus is also represented over the same range as the preceding by a single species, one of the largest of the family.

\*1236 (3726). PHENOLIA GROSSA Fab., Syst. Eleut., I, 1801, 347.

Elongate, oval. Piceous, feebly shining; elytra each with seven indistinct reddish spots, arranged one on each side of scutellum, an oblique row of three between humerus and suture and a second oblique row of three near the middle. Thorax twice as wide as long, apex a little narrower than base, deeply emarginate; sides moderately curved, sinuate near the hind angles, which are subacute; surface coarsely but rather sparsely punctate. Elytra as wide as thorax; disk feebly costate, each ridge with a row of fine punctures bearing a short hair; the grooves with three ill-defined rows of punctures. Length 6.5-8 mm.

Throughout the State; common. Hibernates. January 1–November 25. Occurs beneath bark and in fungi.

### XI. *OMOSTA* Erichs. 1843. (Gr., "wild.")

To this genus belong two small, piceous beetles, distinguished by characters given in generic key. Both occur also in Europe. One of them inhabits Indiana.

1237 (3727). *OMOSTA COLON* Linn., Faun. Suec., 151.

Oblong-oval. Piceous, the margins of thorax dull yellow; elytra each with three or four small dull yellow spots on basal half, and a large common yellowish space on apical portion enclosing on each side a piceous dot. Thorax nearly twice as broad as long, sides regularly curved, surface somewhat rugose and rather coarsely punctate. Length 2–3 mm.

Throughout the State; common. March 24–October 9. Probably hibernates. According to field notes, it was found on flowers of skunk cabbage in April; beneath bones and skin of dead calf in June and July, and on dry fungi in autumn, so that it may be said to be omnivorous in taste. An introduced European species.

### XII. *SORONIA* Erichs. 1843. (Gr., "old oak.")

Five species of this genus are listed from the United States. Our single species resembles *Promctopia scrmaculata* in form but is smaller, differently colored and the side of the head in front of the eyes bears a distinct lobe.

\*1238 (3730). *SORONIA UNDULATA* Say, Journ. Phil. Acad. Nat. Sci., V, 1825, 179; *ibid.* II, 286.

Broadly oval, depressed. Under surface and margins above dull yellow; disk of thorax piceous with pale spots; that of elytra piceous with a zigzag band behind the middle and numerous small spots, paler. Thorax more than twice as wide as long at middle, narrower in front, apex deeply emarginate, sides moderately curved, hind angles obtuse; surface rather densely punctured at middle, more sparsely on sides. Elytra slightly wider than base of thorax, the disk a little more coarsely punctured. Length 4–5 mm.

Lake, Marion, Putnam and Vigo counties; scarce. Hibernates. February 25–September 22. Occurs beneath logs in winter, at sap in spring and autumn.

### XIII. *POCADUS* Erichs. 1843. (Gr., "the hair.")

This genus belongs to that division of the *Nilidulini* having the prosternum convex between the front coxae, the tip with a conical

protuberance. Head with distinct antennal grooves; tarsi slender on all the feet; the claws simple. Two species are known from the United States, one of which occurs in Indiana.

1239 (3734). *POCADIUS MELVOLUS* Erichs., Germ. Zeitsch., IV, 1843, 320.

Broadly oval, convex, robust. Dark reddish-brown, sparsely pubescent; sides of elytra often darker. Thorax more than twice as wide as long, narrowed in front, apex emarginate; base and sides curved, the latter narrowly margined; disk convex, coarsely and irregularly punctured. Elytra as wide as thorax, tips rounded-truncate; disk of each with ten rows of slightly impressed punctures; intervals with two irregular rows of fine punctures, each bearing a short yellowish hair. Length 3-4 mm.

Southern half of State; frequent. April 5-September 1. Occurs in the "giant puff ball," *Lycoperdon gigauticum*.

#### XIV. MELIGETHES Steph. 1830. (Gr., "honey + rejoice.")

Small, subdepressed, black or bronzed species, having the labrum nearly concealed; antennæ with an abrupt 3-jointed club; point of prosternum enlarged, free and overlapping the mesosternum; elytra truncate at apex, exposing the tip of abdomen. They feed on various flowers, eating the pollen and nectar. Five species are listed from the United States, two of which have been taken in Indiana. Both have the front tarsi finely toothed and tarsal claws simple.

1240 (3738). *MELIGETHES LEXEUS* Fabr., Syst. Ent., 1775, 78.

Oblong-oval. Head and thorax bronzed; elytra black with a bluish tinge, sparsely and finely pubescent; antennæ and legs piceous, the front tibiae often paler. Thorax twice as wide as long, sides feebly curved, margins narrowly flattened their full length, hind angles obtusely rectangular; surface finely and rather densely punctate. Elytra as in the next species; intervals between the punctures not alutaceous. Length 2-2.5 mm.

Monroe and Lawrence counties; rare. May 11-May 13. Sifted from debris of beech stumps. More oblong and less convex than *mutatus* and with the flattened margins of thorax extending the full length instead of only to the basal fourth. *M. rufimanus* Lec., is a synonym.

1241 (3739). *MELIGETHES MUTATUS* Harold, Col. Hefl., IV.

*ruficornis* Lec., Col. Kans., 1859, 6.

Oval, subdepressed. Black, tinged with bronze, sparsely pubescent. Thorax twice as wide as long, narrower in front; sides moderately curved, margin flattened from in front to near the basal fourth; hind angles obtusely rectangular, disk convex, rather densely punctured. Elytra one-fourth longer than wide, slightly narrowed to apex; rather finely and sparsely punctate, the intervals between the punctures finely alutaceous. Length 2-2.5 mm.



Franklin County; scarce. May 13. Occurs on flowers of nettle and other plants.

Tribe IV. CYCHRAMINI.

Rounded or oval convex species, living mostly in fungi and having the thorax margined at base and covering the base of elytra, which in turn cover the abdomen, so as to leave only the tip of the terminal segment exposed; head more or less deflexed; labrum distinct; prosternum more or less prolonged at apex. Four of the six genera composing the tribe have been taken in the State.

KEY TO INDIANA GENERA OF CYCHRAMINI.

- a.* Mesosternum protuberant in front; middle coxæ widely separated.  
*b.* Body glabrous; punctures of elytra in rows; prosternum prolonged, broadly dilated at tip, covering entirely the mesosternum. XV. *PSILOPYGA*.  
*bb.* Body pubescent; punctures of elytra confused; prosternum less prolonged, feebly dilated at tip, not covering entirely the mesosternum. XVI. *AMPHICROSSUS*.  
*aa.* Mesosternum small, oblique, not protuberant in front; middle coxæ narrowly separated.  
*c.* Body glabrous; hind tarsi longer than the others. XVII. *PALLODES*.  
*cc.* Body pubescent; all the tarsi equal in length. XVIII. *CYCHRAMUS*.

XV. *PSILOPYGA* Lec. 1853.

Labrum prominent, deeply bilobed; antennal club abrupt, oval, three-jointed, the grooves deep, subocular; base of thorax with a short truncate lobe; scutellum large, broadly triangular; elytra truncate; front tarsi dilated. Males with a small additional segment. The genus *Psylopyga* is said by Dr. Sharp to be distinct from *Oxyencmus* Ev.

1242 (3742). *PSILOPYGA HISTRINA* Lec., Proc. Phil. Acad. Nat. Sci., VI, 1853, 287.

Broadly oval, robust. Black, shining. Head coarsely punctured. Thorax more than twice as wide as long, narrowed in front, apex broadly emarginate; base curved, sinuate each side of median lobe; disk sparsely, rather finely punctured, with a double row of larger punctures near the apex. Elytra as broad as long, each with ten rows of rather coarse punctures; intervals slightly convex, sparsely and irregularly punctate. Length 5 mm. (Fig. 241a.)

Montgomery County; rare. July 4. Occurs in the stink-horn fungus.

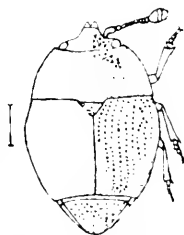


Fig. 241a. (After Horn.)

1243 (3743). *PSILOPYGA NIGRIPENNIS* Lec., N. Sp. N. Am. Col., I. 1863, 64.

Form of *histrina*. Reddish-yellow; elytra alone black, shining. Disk of thorax more sparsely and less coarsely punctured than in *histrina*, without coarse punctures near apex. Elytral striae less deep, the punctures smaller; intervals flat. Length 4-4.5 mm.

Montgomery County; rare. July 4. Both this and the preceding were taken by Earl Grimes of Russellville, Indiana, from the same stink-horn fungus. As stated by Horn, this may prove to be but a variety of *histrina*. Both resemble species of *Hister* very closely, and are usually placed with that genus by beginners.

XVI. *AMPHICROSSUS* Erichs. 1843. (Gr., "on both sides + fringe.")

Oval, brownish or piceous species having the labrum bilobed; front tarsi distinctly dilated, hind ones simple; claws not toothed. One species occurs in the State.

1244 (3744). *AMPHICROSSUS CILIATUS* Oliv., Encyc. Meth., VIII, 210.

Broadly oval. Piceous, subopaque, pubescent; thorax with margins and a spot in front of scutellum paler; elytra each with three paler spots at base and sometimes a fourth near apex; legs yellowish. Thorax more than twice as wide as long, narrowed in front, apex deeply emarginate; sides feebly curved, hind angles broadly rounded; surface rather closely punctate. Elytra as long as wide, surface more finely and less densely punctured than thorax. Males with a small tuft of stiff hairs, resembling a spine, near the middle of the suture. Length 3.5-4.5 mm.

Marion, Putnam and Knox counties; frequent. April 7-September 21. Occurs at sap in spring; on flowers of *Eupatorium* and allied plants in autumn.

XVII. *PALLODES* Erichs. 1843. (Gr., "a ball + like.")

In this genus the prosternum is but slightly prolonged and not dilated at tip; mandibles bifid; front and middle tarsi dilated. But one species is known.

1245 (3747). *PALLODES PALLIDUS* Beauv., Ins. Afr. et Amer., 1805, 157.

Oval, convex. Dull reddish-brown, shining; elytra somewhat iridescent. Thorax more than twice as wide as long, much narrowed in front, apex emarginate, sides curved, hind angles rectangular; surface sparsely and finely punctate. Scutellum large, sparsely punctate. Elytra longer than wide, each with nine rows of fine punctures; intervals each with a single row of very fine ones. Length 3-4 mm.

Throughout the State; frequent on fleshy fungi. May 2-September 29.

XVIII. *CYCHRAMUS* Kug. 1794. (Gr., "name of a bird.")

The members of this genus resemble those of *Amphicrossus* in form and pubescent surface, but differ in having the labrum feebly emarginate instead of bilobed; prosternum not prolonged at tip; metasternum bent upwards at tip between the coxæ, but not protuberant; thorax not lobed at middle of base and scutellum of medium size. One of the two known species occurs in Indiana.

1246 (3718). *CYCHRAMUS ADUSTUS* Erichs., Gerb. Zeitsch., IV, 1833, 316.

Broadly oval, convex. Reddish-brown, opaque, pubescent; elytra with the sides usually piceous, or rarely wholly black; legs paler. Thorax twice as wide as long, narrower in front, apex deeply emarginate, base truncate; sides curved, hind angles obtuse or rounded; surface rather coarsely and closely punctate. Elytra as broad as long, slightly narrower behind the middle; tips obtusely truncate; disk with fine elongate punctures arranged in quite regular rows. Length 3.4 mm.

Near Mitchell, Lawrence County; rare. June 4—July 28. Taken from fleshy white fungi. Ranges from Virginia and Pennsylvania to Georgia and Missouri.

Tribe V. *CYBOCEPHALINI*.

This tribe is represented in our fauna by the single genus:

XIX. *CYBOCEPHALUS* Erichs. 1844. (Gr., "inflected + head.")

It comprises two minute species, the smallest of the family, having the tarsi 4-jointed; antennæ scarcely longer than the width of head; prosternum acutely carinate in front, not prolonged behind the front coxæ; thorax margined at base, covering the base of elytra; body retractile and when so bent, ovate and very convex. One of the two occurs in Indiana.

1247 (3750). *CYBOCEPHALUS NIGRITULUS* Lec., N. Sp. N. Amer. Col., 1863, 64.

Ovate, convex. Black or piceous, strongly shining, very finely alutaceous; legs piceous. Thorax with margin not flattened, narrowly translucent, surface smooth. Elytra with very fine, sparse punctures in basal area. Length 1.15 mm.

Dubois County; scarce. April 29. Probably throughout the State, but overlooked on account of small size, as the range is given as "Michigan to Georgia." Occurs in colonies on fungus covered logs. Resembles in form the species of *Agathidium* of the family Silphidae.

## Tribe VI. IPINI.

Medium-sized species having the labrum firmly united with the front of head, the suture more or less distinct; antennæ 11-jointed, club 3-jointed. Three genera compose the tribe, two of which are represented in Indiana.

## KEY TO INDIANA GENERA OF IPINI.

- a.* Body pubescent; thorax margined at base, slightly overlapping base of elytra. XX. CRYPTARCHA.  
*aa.* Body glabrous; thorax not margined at base. XXI. Ips.

## XX. CRYPTARCHA Shuck. 1839. (Gr., "hidden; amus.")

Oval, piceous or reddish-brown species having the labrum indistinct; prosternum prolonged and plate-like at tip, partly concealing the mesosternum. Two species are known from the State.

## KEY TO INDIANA SPECIES OF CRYPTARCHA.

- a.* Punctures of elytra in ill-defined rows; length 6-7 mm. 1248. AMPLA.  
*aa.* Punctures of elytra all confused; length less than 4 mm.; sides of thorax flattened, those of elytra rather widely reflexed. 1249. CONCINNA.

1248 (3752). CRYPTARCHA AMPLA Erichs., Germ. Zeitsch., IV, 1843, 356.

Oval, more obtuse in front. Uniform piceous or dark reddish-brown, sparsely pubescent. Thorax feebly emarginate and but little narrowed in front, margin not flattened, narrowly reflexed, hind angles obtuse; surface rather closely punctate. Elytra gradually narrowing behind, margin narrowly reflexed, the tips separately rounded. Length 6-7 mm.

Lake, Marion and Vigo counties; scarce. June 13-September 28. Taken in Vigo but once, when a number were found at sap of soft maple in a swamp.

1249 (3754). CRYPTARCHA CONCINNA Mels., Catalogue, 1806, 41.

Oval. Piceous, moderately shining, sparsely pubescent; margin of thorax, two narrow transverse, sinuous bands and a scutellar spot on elytra, dull yellow. Thorax nearly twice as wide as long, sides gradually curved, hind angles rectangular; surface, as well as that of elytra, sparsely punctate and with short, erect, stiff hairs, those on elytra in seven rows. Length 2.5-3 mm.

Marion and Putnam counties; rare. March 20-April 22. Taken by sifting; also occurs at sap.

## XXI. Ips Fab. 1776. (Gr., "a worm that eats horn and wood.")

Smooth, shining black beetles, having the elytra marked with reddish or yellowish spots. They occur at sap or in decayed fruits.

and among them are one or two of the most common and best known species of the family. Six species are listed from the United States, four of which occur in Indiana.

## KEY TO INDIANA SPECIES OF IPS.

- a.* Thorax broader at base than apex; hind tarsi nearly as broadly dilated as those in front.
- b.* Larger, length 8 or more mm.; middle and hind tibiae of males suddenly broader at apical half. 1250. *ORTUSUS.*
- bb.* Smaller, length not over 7 mm.; middle and hind tibiae not different in the sexes.
- c.* Body wholly black beneath. 1251. *QUADRIGUTTATUS.*
- cc.* Abdomen and metasternum red. 1252. *SANGUIOLENTUS.*
- aa.* Thorax narrower at base; hind tarsi slender; elytra with large dull yellowish space enclosing black spots. 1253. *CONFLUENTUS.*

1250 (3755). *IPS ORTUSUS* Say, *Bost. Journ. Nat. Hist.*, 1, 1835, 158; *ibid.*, II, 644.

Oblong-oval, subconvex. Piceous black, shining; elytra each with two rounded, reddish-yellow spots, one at middle of base, the other slightly behind the middle. Entire upper surface rather finely and regularly punctured. Tips of elytra slightly oblique in both sexes. Length 8-12 mm.

Vigo and Floyd counties; rare. May 3-September 29. Occurs in the middle and southern Atlantic States.

\*1251 (3756). *IPS QUADRIGUTTATUS* Fab., *Syst. Eleut.*, II, 1801, 580.

Oblong-oval, subconvex. Black or piceous, shining; elytra usually with broad, irregular yellowish humeral spot and another smaller one behind the middle, these often reduced and varying much in size, becoming at times mere yellow points. Upper surface finely and sparsely punctured. Tips of male elytra oblique; those of female rounded. Length 1-7 mm. (Fig. 243.)




Fig. 243. — 7. (After Forbes.)

Throughout the State; common. Hibernates beneath logs, chips, etc. Hundreds sometimes accumulate in a small space at sap of oak or maple. February 14-September 22. Listed as *I. fasciatus* but the name here given has priority.

1252 (3757). *IPS SANGUIOLENTUS* Oliv., *Enl.*, II, 1791, 8.

Oblong-oval. Black, shining; elytra in great part bright red; the tip, a small humeral and larger round discal spot black; abdomen red. Tips of elytra of the two sexes as in the preceding. Length 1.5-5.5 mm.

Lake, Vigo, Putnam, Crawford and Posey counties; scarce. March 20-September 22. Taken at sap and on decaying fleshy fungi.

1253 (3758). *IPS CONFLUENTUS* Say, Journ. Phil. Acad. Nat. Sci., III, 1823, 195; *ibid.*, II, 125.

Elongate-oblong. Head and thorax piceous black; elytra largely dull yellow; the tips, an oblique humeral spot, a small spot on each side of scutellum, the suture at base, and a large discal spot connected with the margin, piceous. Surface coarsely punctured. Sexual characters as in *quadriguttatus*. Length 4.5-5 mm.

Marion, Vigo, Crawford and Posey counties; scarce. June 27-December 8.

#### Tribe VII. RHIZOPHAGINI.

This tribe is represented by a single genus of small, slender, elongate species which live beneath bark. They have the antennæ 10-jointed with two-jointed club; prosternum not prolonged at tip; abdomen with the first and fifth segments long, the intermediate three, short, equal; elytra truncate, exposing the last segment of abdomen, and tarsi 4- and 5-jointed in the males, 5-jointed in the females.

#### XXII. RHIZOPHAGUS Herbst, 1793. (Gr., "root - eat.")

Nine species of this genus are listed from the United States, only two of which have been taken in the State, though three others may occur.

##### KEY TO INDIANA SPECIES OF RHIZOPHAGUS.

- a.* Thorax longer than wide.
  - b.* Elytral rows of punctures distinctly impressed and reaching the tips; length 3-3.5 mm. 1254. *SCALPTURATUS*.
  - bb.* Elytral rows of punctures not impressed.
    - c.* Thorax beneath nearly smooth; in male very decidedly narrowed from apex to base, its sides nearly straight; length 4.5 mm. *CYLINDRICUS*.
    - cc.* Thorax beneath distinctly punctured, scarcely or not narrowed behind in male, sides feebly curved in both sexes; piceous, elytra each with two red spots. 1255. *BIPUNCTATUS*.
- aa.* Thorax as wide or wider than long; length 2.5 mm.
  - d.* Elytra pitchy black. *REMOTUS*.
  - dd.* Elytra each with two oblique reddish spots. *MINUTUS*.

1254 (3765). *RHIZOPHAGUS SCALPTURATUS* Mann., Bull. Mosc., II, 1852, 362.

Elongate, slender, subcylindrical. Dark reddish-brown or piceous. Thorax longer than wide, sides feebly curved, gradually narrowed to base; disk at middle subdepressed, sparsely and coarsely punctured, sides more finely punctured. Elytra not wider than apex of thorax, the striae rather coarsely punctate; intervals flat. Length 3-4 mm.

Lake and Vigo counties; rare. March 11–May 20. Occurs in sandy localities, beneath logs or bark. Probably hibernates.

*R. cylindricus* Lec., rufo-piceous in hue, is known from Tennessee and Georgia, and may occur in southern Indiana.

1255 (3770). RHIZOPHAGUS BIPUNCTATUS Say, Journ. Phil. Acad. Nat. Sci., III, 1823, 321; *ibid.* II, 183.

Elongate, cylindrical. Black, shining; antennæ and legs reddish-brown; elytra with usually two reddish spots, one oblique behind the base, the other smaller, oval, at apical third. Thorax longer than wide, its disk convex, sparsely punctured. Elytra not wider than thorax, sides parallel, surface not striate but with rows of punctures which become finer toward apex. Length 2.5–3 mm.

Lake, Marion, Putnam, Floyd and Harrison counties; frequent. April 9–November 14. Occurs most frequently beneath bark of maple. The basal spots on elytra are often obsolete.

*R. remotus* Lec., and *R. minutus* Mann, are both boreal species known from Canada and Michigan, and may occur in northern Indiana.

## FAMILY XXVII. LATHRIDIIDÆ.

### THE MINUTE BROWN SCAVENGER BEETLES.

Very small oval, oblong or linear beetles, usually of a reddish-yellow or brownish hue, rarely black or with distinct markings and never metallic. They are of a graceful form, the elytra being usually wider than thorax, and a number of them have the thorax prettily marked with elevated lines. They occur for the most part under bark and stones or in vegetable debris, especially decaying leaves, but some species are also found in drugs and other commercial products, and some on the flowers or foliage of certain plants. The larvæ have not been studied, and their food habits are, therefore, practically unknown. The name of the typical genus, *Lathridius*, is derived from a Greek word meaning "secret or hidden," and was probably given these beetles on account of their living, for the most part, in concealed places. About 700 species are known, scarcely any of which are more than one-tenth of an inch (2.5 mm.) in length.

The most prominent and distinguishing characters of the family are: the 9- to 11-jointed antenna, terminating in a club of three, rarely two, joints, and inserted at the sides of the front; eyes usually large and prominent, but small and minute in certain genera; thorax of variable form, but rarely as wide as elytra, the margin often finely toothed, especially near the hind angles, the disk usually with either a transverse impression or a fovea at base;

elytra entirely covering the abdomen, or very rarely slightly truncate and with the punctures usually arranged in six to eight rows; prosternum more or less visible between the front coxæ, the side pieces not separate, the coxal cavities usually enclosed; abdomen with five, rarely six, free ventral segments which are subequal in length; front coxæ conical, prominent, usually more or less separated; middle coxæ rounded and less prominent; hind coxæ transverse, widely separated; legs moderate, tibiæ slender without terminal spurs; tarsi 3-jointed, the third joint equal in length to the other two; claws simple.

The most important papers treating of the North American members of the family are as follows:

*Horn*.—"Synopsis of the Lathridiides of the United States and Northern Contiguous Territories," *in* Proc. Phil. Acad. Nat. Sci., VII, 1855, 299-305.

*Fall*.—"Revision of the Lathridiidae of Boreal America," *in* Trans. Amer. Ent. Soc., XXVI, 1899, 101-190.

According to the latter paper, this family is represented in North America by 103 species, distributed among 13 genera. The family is divided by Fall into four tribes. Two of these are known to be represented in Indiana, while a third probably occurs.

#### KEY TO INDIANA TRIBES OF LATHRIDIIDÆ.

- a.* Front coxal cavities open behind, the coxæ separated by a prosternal plate; antennæ clavate; body not costate.  
Tribe I. MEROPHYSINI, p. 652.
- aa.* Front coxal cavities closed behind.
- b.* Body often costate, glabrous or virtually so, the hairs, when present, sparse and erect; epistoma or lower face on a lower plane than the front and separated from it by a deep suture.  
Tribe II. LATHRIDIINI, p. 653.
- bb.* Body never costate, always pubescent, the hairs more or less inclined or recurved; epistoma on the same plane as the front, separated from it by a distinct but scarcely impressed suture.  
Tribe III. CORTICARINI, p. 656.

#### Tribe I. MEROPHYSINI.

One genus, *Holoparamceus*, represents this tribe in the United States. Belonging to it are six species, two of which may occur in Indiana. They have the antennæ 9-jointed in the male, 10-jointed in the female; thorax bistriate at base, hind angles without fovea; elytra with an entire sutural stria but without rows of punctures.

*H. ragusa* Reitt., dull yellow, 1-1.2 mm. in length, eyes small, distant about their own diameter from the antennæ, thorax without discal fovea, is known from Pennsylvania and Missouri.



*H. kunzi* Aubé, dull reddish-yellow, 1-1.2 mm. in length, eyes larger, distant by only half their diameter from the antennae, thorax with small discal foveae, is recorded from New York and California.

#### Tribe II. LATHIRIDINI.

In addition to characters given in above key, the members of this tribe have the thorax with pronounced sculpture, often costate, and usually with impressions or foveae, the side margins without teeth but often lightly crenulate; elytra each with six or eight rows of punctures, the intervals often more strongly elevated; front coxae distinctly separated, and abdomen composed of five segments in both sexes. Eight genera are recognized as composing the tribe, four of which should be represented in Indiana, though specimens of but three have as yet been taken.

#### KEY TO INDIANA GENERA OF LATHIRIDINI.

- a.* Disk of thorax marked with costae or ridges; eyes on sides of head; elytra not comate.
- b.* Prosternum not reaching the hind border of the prothorax, the epimera uniting on the median line. I. LATHIRIDIUS.
- bb.* Prosternum reaching the hind margin of the prothorax and thus separating the epimera. CONIXOMUS.
- aa.* Disk of thorax without costae.
- c.* Eyes large, not very distant from antennae; scutellum distinct. II. ENICMUS.
- cc.* Eyes small or minute, remote from antennae; scutellum indistinct; middle coxae separated. III. CARTODERE.

#### I. LATHIRIDIUS Herbst, 1793. (Gr., "secret or hidden.")

Small, glabrous, shining brown species, having the front angles of thorax more or less lobed and the sides sinuately convergent to a point near the middle, thence divergent to base. Elytra fully twice as wide as thorax, broadly ovate with the apex somewhat pointed. Seven species are recognized by Fall as belonging to the North American fauna. Of these one occurs in the eastern United States and Indiana, while another, *brerichlarus* Fall, known by the 2-jointed club of antennae, was described from Michigan and may inhabit the northern part of the State.

1256 (3779). LATHIRIDIUS THRAUS Lee., N. Spec. N. Amer. Col., I, 1863, 72.

Oblong. Dark reddish or chestnut brown, shining; legs and antennae slightly paler. Antennae reaching hind angles of thorax, rather slender. Thorax a little longer than wide, margin reflexed; disk with two entire longitudinal ridges which are nearly parallel on basal two-thirds, diverging

toward apex; sub-basal depression distinct and divided by the costæ into three portions; surface rather coarsely and irregularly punctate. Elytra broadly impressed behind base; striae coarsely and distinctly punctate; intervals convex, the third slightly, the seventh more prominently, elevated at base. Length 2 mm.

Steuben, Putnam and Marion counties; scarce. Taken while sifting. April 22-June 18.

#### CONIXOMUS Thom. 1863.

Small, glabrous species, having the sides of thorax deeply notched behind the middle and usually with a semi-transparent whitish margin.

*C. constrictus* Gyll., having the elytra without tubercles, antennal club 2-jointed, length 1.3-1.8 mm., is a cosmopolitan species known from Michigan, Illinois, etc.

#### II. ENICMUS Thom. 1859. (Gr., "in + moisture.")

Small brown, black or piceous species having the eyes of normal size; thorax without ridges or costæ; prosternal spine reaching the hind margin of the thorax, completely separating the epimera; first and second tarsal joints of equal length. The body is somewhat broader than in *Lathridius* and the thorax much wider in proportion to the width of elytra. But two species have as yet been taken in the State, though a number of others doubtless occur.

##### KEY TO INDIANA SPECIES OF ENICMUS.

- a.* Prosternal spine not elevated into a crest, the coxæ more prominent.
- b.* Color usually black, legs and antennæ brownish; elytral intervals nearly equal; thorax transverse, front angles not lobed; length 2-2.2 mm. 1257. CONSIMILIS.
- bb.* Color usually brown; alternate elytral intervals more convex, at least on sides; thorax larger, more transverse, front angles lobed; length 1.2-2 mm. 1258. MINUTUS.
- aa.* Prosternal process elevated into a crest which reaches above (or below) the tips of the coxæ.
- c.* Antennal club abruptly formed, the ninth joint nearly or quite as wide as the eighth and but slightly narrower than eleventh.
- d.* Elytra black or reddish-brown.
  - c.* Rows of elytral punctures equidistant. ATERRIMUS.
  - cc.* Rows of elytral punctures in pairs, each pair separated by a wider interval. DUPLICATA.
  - dd.* Elytra dull yellow with black markings. MACULATUS.
- cc.* Antennal club much more gradually formed, ninth joint elongate-obconic, scarcely wider at base than eighth and decidedly narrower than eleventh; elytra distinctly impressed behind the base; head with median longitudinal sulcus. TENUICORNIS.

1257 (—). *EXICMUS CONSIMILIS* Muhl., Germ. Zeitschr., V, 99.

Moderately elongate, feebly convex. Color given in key. Thorax nearly square, sides feebly convergent behind the middle; surface with a shallow median channel, its sides or carinae distinctly cutting the sub-basal transverse depression, an additional impression on each side near the front angles. Elytra striate with rows of coarse, subquadrate punctures; intervals slightly convex, each with a row of very fine punctures. Length 2-2.2 mm.

Marion County; scarce. Several specimens were taken by Harold Morrison from a cellar in Indianapolis in which wood was stored. January 11-January 24. A European species, known in this country heretofore only from Michigan.

1258 (3781). *EXICMUS MIXTUS* Linn., Syst. Nat., II, 1766, 675.

Ovate, subconvex. Usually brown, rarely blackish or brownish-yellow. Thorax larger, subquadrate, sides distinctly converging from front angles to base, disk finely and thickly granulate. Length 1.5-2 mm. (Fig. 244.)

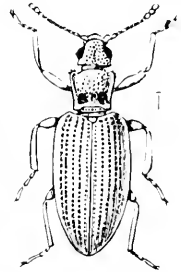


Fig. 244. (After Sharp.)

Marion County; scarce. June 3. Collected by Harold Morrison. Also in Webster collection from Indiana. Occurs throughout the United States.

*E. aterrimus* Mots., length 1.6-1.9 mm. and *E. duplicatus* Lec., length 1.9 mm., are both known from Illinois and Michigan.

*E. maculatus* Lec., 1.9-2.1 mm., occurs in Ohio and Michigan; *E. tenuicornis* Lec., length 1.6-1.9 mm., is also recorded from New York and Michigan westward.

### III. CARTODERE THOM. 1859. (Gr., "strength + neck.")

Small, narrow, often depressed beetles, having the antennae shorter than head and thorax, their clubs abruptly two- or three-jointed; eyes small, situated far behind the base of antennae; thorax without costae, more or less deeply and transversely impressed near base; elytra each with six to eight close set rows of large, rounded punctures; front coxae distinctly, hind ones widely, separated. One species has been taken in the State and four others perhaps occur but have been overlooked on account of their small size. They live about dwellings, stores or barns in ground cereals, vegetable drugs, or decaying and dust-like vegetable matter.

#### KEY TO INDIANA SPECIES OF CARTODERE.

a. Antennal club three-jointed.

b. Thorax much narrower than elytra, the latter each with seven rows of punctures.

1259. *RUFICOLLIS*.

- bb.* Thorax but slightly narrower than elytra.  
*c.* Eyes minute, situated at about their own length from the hind angles of the head.  
*d.* Elytral intervals 3, 5, 7 higher than the others. COSTULATA.  
*dd.* Elytral intervals subequal; form more narrow. FILIFORMIS.  
*cc.* Eyes much larger, occupying the hind angles. ARGUS.  
*aa.* Antennal club two-jointed; thorax with a large rounded fovea on front of disk. FILUM.

1259 (3786). CARTODERE RUFICOLLIS Marsh., Ent. Brit., I, 111.

Elongate, slender, subconvex. Pale reddish-brown, elytra darker. Antennal club rather abruptly three-jointed, its first joint large, orbicular; second less thick, elongate-oval; third small and subglobular. Thorax subcordiform, sides rather strongly rounded in front of middle, deeply constricted near base; surface densely and rather finely punctate. Elytra elongate-oval, each with seven rows of coarse, closely-set punctures; intervals narrow, very feebly convex except the sixth, which is more prominent. Length 1-1.3 mm.

Howard County; frequent locally about a barn. June 24. An introduced species widely distributed throughout the United States.

*C. costulata* Reitt. and *C. filiformis* Gyll., both reddish-yellow and 1-1.5 mm. in length, are known from Michigan and near Cincinnati; *C. argus* Reitt. and *C. filum* Aubé, also dull reddish-yellow, length 1.3 to 1.6 mm., range from Canada, Michigan and westward.

#### Tribe 11. CORTICARIINI.

This tribe has the thorax without distinct sculpture, its sides more or less crenulate or denticulate, the disk with nearly always a rounded or transverse impression before the base; front coxæ usually contiguous or nearly so; abdomen with five or six ventral segments; elytra without costæ but with hairs arranged in rows. Three genera compose the tribe, two of which are represented in Indiana.

#### KEY TO INDIANA GENERA OF CORTICARIINI.

- a.* Abdomen of female with five segments, a sixth usually visible in the males; form more elongate. IV. CORTICARIA.  
*aa.* Abdomen of both sexes with six segments, except in *picta*, where the male has but five; form more oval. V. MELANOPHTHALMA.

#### IV. CORTICARIA Marsh., 1802. (Lat., "bark.")

Small elongate or oblong-ovate species having the pubescence more or less long and conspicuous, that on the elytra arranged in rows; eyes large and rather prominent; antennæ usually not quite reaching the hind angles of thorax, 11-jointed, the club 3-jointed; thorax usually subcordate, with front and hind angles obtuse, sur-

face without carinae and disk with a distinct rounded or transverse fovea before the base; elytra each with eight rows of punctures which are moderately large toward the base but become finer apically. The males have the first joint of the front tarsi distinctly dilated. Of the 26 species of the genus listed from the United States, the following have a range which may include Indiana:

KEY TO INDIANA SPECIES OF *CORTICARIA*.

- a.* Pubescence more conspicuous, the hairs of elytral intervals longer, more erect and bristling than those of the striae; middle coxae separated by less than one-third their own diameters; form moderately convex.
- b.* Punctures of striae and intervals not very different in size, somewhat confused; front and middle tibiae of male not bent at tip; length 2.3-3 mm. PUBESCENS.
- bb.* Punctures of elytral intervals distinctly finer than those of striae, not confused; front and middle tibiae of male bent and mucronate on the inner side at tip.
- c.* First joint of antennal club not distinctly longer than wide; thorax cordate; color pale brownish-yellow; length 1.7-2 mm. FULVA.
- cc.* First joint of club distinctly elongate; thorax feebly cordate; color piceous brown, the elytra often paler; length 2.1-2.3 mm. VARICOLOR.
- aa.* Pubescence shorter, more appressed and uniform; middle coxae separated by nearly one-half their own diameters; form often depressed.
- d.* Metasternum subequal to or shorter than first ventral; joints of antennal club all longer than wide; thorax without fovea; length 2.3-2.6 mm. VALIDA.
- dd.* Metasternum distinctly longer than first ventral.
- e.* Size larger, 2-2.5 mm.; sculpture of both upper and lower surface coarser and closer; margin of thorax distinctly serrate. 1260. SERRATA.
- cc.* Size smaller, always less than 2 mm.
- f.* Fifth ventral segment not longer than fourth, the sixth usually distinctly visible; last three joints of antennal funicle transverse. BREVICORNIS.
- ff.* Fifth ventral at least one-half longer than fourth, the sixth not visible; outer joints of funicle not evidently transverse.
- g.* Color yellowish to dull reddish-yellow; elytral intervals with a single regular row of punctures. 1261. ELONGATA.
- gg.* Color reddish brown; elytral intervals more or less irregularly punctulate; form less parallel and less depressed. 1262. FERRUGINEA.
- C. pubescens* Gyll., fuscous to fuscous-yellow in hue, is known from Michigan and northern Illinois; *C. fulva* Com. is recorded from Kentucky and Michigan; *C. varicolor* Fall was described from Michigan, Dakota and westward; while *C. valida* Fall has been taken in northern Illinois.

1260 (3805). *CORTICARIA SERRATA* Payk., Faun. Suec., I, 1798, 300.

Oblong-oval, moderately convex. Dull reddish-yellow to dark reddish-brown; pubescence grayish, recumbent. Thorax distinctly wider than head, three-fourths as wide as elytra, transverse, sides rounded in front of middle, moderately convergent behind, surface closely and rather coarsely punctate; sub-basal fovea rounded, moderately impressed. Elytra with sides subparallel, apex broadly and rather obtusely rounded, striae feebly impressed; punctures rather coarse toward the base, those of intervals finer. Length 2-2.2 mm.

Throughout the State, frequent in the northern counties; much less so southward. April 7–November 1. Occurs in fungi and about houses and electric lights in May. Dury reports the taking of 31 from the deserted nest of a wild rabbit.

*C. brevicornis* Fall, elongate, depressed, dull reddish-yellow, length 1.6–1.8 mm., is known from Michigan and near Cincinnati.

1261 (3806). *CORTICARIA ELONGATA* Gyll., Ins. Suec., IV, 1827, 130.

Elongate, parallel, subdepressed. Light brownish or reddish-yellow; elytra faintly clouded with fuscous each side of scutellum; pubescence pale, rather long, recumbent. Thorax transversely quadrate, sides feebly rounded in front, slightly convergent behind; surface finely and sparsely punctate; basal fovea rounded, moderately deep; side margins finely crenulate in front, denticulate behind. Elytra oblong, parallel, obtusely rounded at apex; the rows of punctures fine, those of intervals still finer. Length 1.4–1.8 mm.

Northern half of State; frequent. April 17–November 18. Taken while sifting dead leaves and other vegetable debris in damp localities.

1262 (—). *CORTICARIA FERRUGINEA* Marsh., Ent. Brit., I, 111.

Oblong, subconvex. Dark reddish-brown; head often darker; pubescence short, sparse, appressed. Head sparsely and finely punctate; antennae reaching base of thorax, the ninth and tenth joints wider than long. Thorax slightly wider than long, base and apex equal, sides broadly rounded, margin feebly serrate; disk finely and sparsely but deeply punctate; basal fovea round and rather deep. Elytra oblong-oval, striae shallow, finely punctate; intervals with two irregular rows of minute punctures. Length 1.5–1.8 mm.

Starke, Putnam and Lawrence counties; scarce. May 11–October 17.

#### V. *MELANOPHTHALMA* Mots., 1866. (Gr., "black + eye.")

The members of this genus have the antennal club 2- or 3-jointed; when the latter, the abdomen with a sixth segment more or less distinctly visible in both sexes. Twenty species are listed by Fall, of which the following may occur within the State:

## KEY TO INDIANA SPECIES OF MELANOPHTHALMA.

- a.* Antennal club 2-jointed; first and second joints of tarsi subequal; elytra yellowish or reddish-yellow, usually with a median crossbar, and often a basal and apical cloud, picuous; pubescence short. 1263. *PICTA*.
- aa.* Antennal club 3-jointed; pubescence longer and more conspicuous.
- b.* Second joint of tarsi as long as or slightly longer than the first; male with tips of front tibiae provided with a longer, denser and more bristling fringe of hairs.
- c.* Claw-joint of front tarsi toothed beneath in the male.
- d.* Tips of elytra slightly sinuate and minutely toothed near the sutural angles, which are slightly prolonged; length 1.6-1.9 mm. 1264. *VILLOSA*.
- dd.* Tips of elytra not sinuate or finely toothed before the sutural angles, which are not at all produced; eyes large, separated on the front by less than one and one-half times their diameter; elytra nearly always darker than thorax. 1264. *DISTINGUENDA*.
- cc.* Claw-joint of front tarsi not toothed beneath in the male; prosternum swollen before the coxae and armed with a spine at tip in the male; color reddish-yellow throughout. 1265. *PUMLA*.
- bb.* Second joint of tarsi distinctly shorter than first; front tibiae of male with a short acute tooth on inner side beyond the middle.
- c.* Thorax scarcely more than half as wide as elytra and with a deep, sub-basal transverse impression extending from side to side; color brown. 1266. *GUMBOSA*.
- cc.* Thorax distinctly more than half as wide as elytra, the sub-basal impression confined to the disk.
- f.* Sides of elytra nearly straight behind the middle, their tips distinctly truncate; color pale yellow. 1267. *LONGIPENNIS*.
- ff.* Sides of elytra curved throughout, their tips feebly or scarcely truncate.
- g.* Color usually dull reddish-yellow; elytra less broadly ovate, widest at middle, relatively longer and more obtuse at apex. 1268. *AMERICANA*.
- gg.* Color usually dull sooty brown, the thorax often paler; elytra shorter and more broadly ovate, widest a little before the middle. 1269. *CAVICOLLIS*.

1263 (3826). *MELANOPHTHALMA PICTA* Lec., Proc. Phil. Acad. Nat. Sci., 1855, 303.

Oval, rather robust. Dull reddish-yellow; elytra varying as mentioned in key, rarely fuscous with only a pale spot near base and tip; pubescence whitish, very fine, soft and indistinct. Thorax slightly wider than head, subquadrate; sides feebly angulate at middle; surface finely and sparsely but distinctly punctulate and without basal foveae. Elytra one-half wider than thorax, rather short, ovate, the sides curved; surface finely striate, the striae with widely separated fine punctures; intervals minutely punctulate. Length 1.3 mm.

Lake and Starke counties; scarce. May 5-June 3. Taken by sifting damp leaves.

*M. villosa* Zimm., dull reddish-yellow, larger than *distinguenda*, with eyes smaller and more widely separated and pubescence longer and more bristling, occurs throughout the northern United States.

\*1264 (9992). MELANOPHTHALMA DISTINGUENDA Com., Coleop. Prov. Novoc., 38.



Fig. 245. — 24. (After Forbes.)

Elongate-oval, moderately convex. Dull fuscous or brownish-yellow, the elytra usually darker. Thorax transverse, sides angulate at middle, margin obsolete crenulate; surface rather strongly punctate, the sub-basal impression moderately deep, extending nearly from side to side. Elytra elongate-oval; striae not impressed, punctures coarser at base than behind the middle; pubescence yellowish, long and conspicuous, the hairs arising from the intervals more erect than those from the striae. Length 1.5-1.8 mm. (Fig. 245.)

Throughout the State; common. Hibernates. January 6–November 28. Occurs in winter beneath bark and logs; taken by sifting in spring and in summer often from flowers of the black haw (*Viburnum prunifolium* L.) and allied shrubs.

1265 (3823). MELANOPHTHALMA PUMILA Lec., Proc. Phil. Acad. Nat. Sci., VII, 1855, 302.

Resembles the preceding but more parallel. Pubescence rather long and bristling. Punctuation of thorax and elytra coarser. Different otherwise as mentioned in key. Length 1.5-1.6 mm.

Marshall and Putnam counties; scarce. March 20–June 24. Taken by sifting.

1266 (—). MELANOPHTHALMA GIBBOSA Herbst., Kaf., V, 5, pl. 44, fig. 2.

Oval, convex. Uniform piceous brown, rarely paler; antennae and legs reddish-brown; pubescence short, appressed. Head rather coarsely and closely punctate; eyes large and prominent. Thorax slightly wider than head, very little wider than long; sides rounded in front, then feebly convergent and nearly straight to base; disk closely and rather finely punctate. Elytra with rows of rather coarse punctures; intervals more finely punctate. Length 1.1-1.5 mm.

Steuben and Floyd counties; frequent locally. April 16–May 25. Beaten from flowers of swamp huckleberry. Occurs from New Hampshire westward across the northern border of the United States.

1267 (3808). MELANOPHTHALMA LONGIPENNIS Lec., Proc. Phil. Acad. Sci., VII, 1855, 300.

Elongate-oval. Uniform pale yellow, the club of antennae darker; pubescence short, recumbent. Thorax broad, sides rather strongly rounded,



margins very finely crenulate, hind angles with a distinct denticle; surface sparsely and finely punctate, the basal fovea a little transverse and somewhat shallow. Elytra elongate, tips broadly truncate, exposing the tip of abdomen in male; punctures of striae rather coarse. Length 1.5-1.8 mm.

Putnam County; scarce. Taken by sifting dead leaves. April 22.

1268 (3810). *MELANOPHTHALMA AMERICANA* Muhl., Germ. Zeitschr., V, 50.

Resembles the next species but more elongate and usually paler in color. Elytra widest at middle in both sexes, and longer in proportion to length of thorax; the latter more transverse and more regularly rounded at the sides, with the basal fovea less deeply impressed. Length 1.5-1.8 mm.

Marion and Posey counties; scarce. March 20-May 11. Widely distributed throughout the United States and probably occurs throughout the State.

\*1269 (3818). *MELANOPHTHALMA CAVICOLLIS* Muhl., *loc. cit.*, p. 57.

Short, ovate, convex. Color variable, but usually with head and thorax dull reddish-brown, the elytra darker sooty brown; tip of abdomen, legs and base of antennae paler; pubescence rather short, recumbent. Thorax transverse, subcordate, strongly rounded in front; hind angles ending in a distinct denticle; surface evenly and rather finely punctate; basal fovea rounded, deep. Elytra rather broadly ovate, base but slightly wider than that of thorax, tips rounded; striae but slightly impressed, the punctures moderate, those of intervals finer. Length 1.2-1.5 mm.

Throughout the State; frequent. Hibernates. March 20-December 23. Taken by sifting in early spring and beneath logs in winter.

## Family XXVIII. TROGOSITIDÆ.

### THE GRAIN AND BARK-GNAWING BEETLES.

A family of small size, which includes medium or small oblong or oval, usually somewhat flattened beetles of a black or reddish-black hue which live, for the most part, under bark, though some inhabit granaries and have been widely distributed by commerce. They have the maxilla 2-lobed, the inner lobe sometimes very small; antenna short, 11-jointed, inserted under the margin of the front, the last three joints widest, forming a loose club of varied form; thorax with its hind margin not overlapping the base of elytra; the latter never truncate, always covering the abdomen, which is composed of five free ventral segments; front coxæ transverse, separated by the prosternum, the cavities usually closed behind; middle and hind coxæ transverse, flat, the former separated, the latter contiguous; tarsi 5-jointed, not dilated, first joint very short, second slightly longer, fourth very long; claws simple.

The name of the typical genus, *Trogosita*, derived from two Greek words meaning "to gnaw" and "corn or grain," was given a common European species which occurs in great numbers in worm-infested granaries. Recent observations, however, go to show that its larvæ probably live upon the larvæ of more injurious insects which do the real damage to the grain. The larvæ of the members of the principal genus, *Tenebroides*, are whitish flattened grubs with a pair of black spots on the top of each of the first three segments, and with the last segment ending in two horny points. That of *T. corticaria* was observed by Le Baron to feed upon the larvæ of the codding moth.

The only paper treating of the family is that of

Horn.—"Monograph of the Species of *Trogosita* (*Tenebroides*) Inhabiting the United States," in *Proc. Phil. Acad. Nat. Sci.*, 1862, 82-88.

It embodies but one of the nine genera among which the 30 or more known species from North America are at present distributed. Three of these genera are known to be represented in Indiana, while members of four others may occur.

#### KEY TO INDIANA GENERA OF TROGOSITIDÆ.

- a.* Form elongate, margins not flattened; head relatively large, eyes not prominent; front coxal cavities closed.
- b.* Eyes rounded. NEMOSOMA.
- bb.* Eyes transverse.
- c.* Tibiæ with spines; form cylindrical. I. ALINDRIA.
- cc.* Tibiæ without spines.
- d.* Thorax truncate at apex, the side margin bent downward at middle. TROGOSITA.
- dd.* Thorax emarginate at apex, the side margin not bent downward. II. TENEBROIDES.
- aa.* Form oval, margins flattened; head small, eyes prominent; mentum transverse, emarginate; front coxal cavities open behind, except in *Calitys*.
- c.* Mentum transverse, emarginate; antennal grooves feeble.
- f.* Front tibiæ with terminal hook. PELTIS.
- ff.* Front tibiæ without terminal hook.
- g.* Front coxal cavities closed. CALITYS.
- gg.* Front coxal cavities open behind. III. GRYNOCHARIS.
- cc.* Mentum minute, oval; antennal grooves deep; front tibiæ without hook. THYMALUS.

*Nemosoma cylindricum* Lee., linear, cylindrical, black, the base of elytra, antennæ and legs reddish, length 4.5 mm., has been taken near Cincinnati.

## I. ALIXDRIA Erichs. 1844. (Gr., "to roll or turn.")

This genus is represented in the eastern United States by two species, one of which occurs in Indiana.

1270 (3831). ALIXDRIA CYLINDRICA Geoff., Encyc. Method., X, 719.

Elongate, subcylindrical, convex. Uniform dark reddish-brown or piceous. Thorax subquadrate, slightly and gradually narrowed from apex to base, hind angles obtuse, surface finely, sparsely and evenly punctate. Elytra with base well separated from that of thorax, sides nearly parallel, tips rounded; surface striate, the striae with rather fine serrate punctures; intervals very finely punctulate. Length 5-11 mm.

Southern half of State; frequent. April 11 September 20. Occurs beneath bark of hickory, elm, etc. There is a wide variation in size between the sexes, the males being much the smaller.

*Trogosita virescens* Fab., greenish-black, 12 mm. in length, occurs beneath bark of pine, etc., and has been taken at Cincinnati.

## II. TENEBROIDES Pillar &amp; Mett. 1783. (Gr., "Tenebrio resemble.")

Oblong, subdepressed species having the thorax widely emarginate at apex, narrowed behind the middle and somewhat distant from elytra; front of head trisinuate or emarginate in front; tibiae without spines. Twelve species and a number of varieties are listed from the United States. Of these the following have been taken or perhaps occur in Indiana:




Fig. 246. *T. mauritanica* L. Adult beetle with antenna, the latter greatly enlarged. Bull. 4. U. S. Div. Ent. (After Howard.)

## KEY TO INDIANA SPECIES OF TENEBROIDES.

- a.* Eighth joint of antennae equal to the ninth; length 9.5 mm. (Fig. 246.)  
MAURITANICA.
- aa.* Eighth joint much smaller than the ninth.
- b.* Thorax subquadrate, but little broader than long, sides feebly rounded, hind angles acute.
- c.* Color black or piceous; sides of thorax sinuate near base; form more convex.
- d.* Size larger, 7.5-8 mm.; sides of thorax more rounded than in the next. 1271. CORTICALIS.
- dd.* Size smaller, not over 6.5 mm.; sides of thorax feebly rounded. 1272. DURVA.
- cc.* Color reddish or chestnut brown; sides of thorax not sinuate; form more depressed. 1273. NANA.

*aa.* Thorax nearly twice as broad as long, sides much rounded, hind angles small, obtuse.

*d.* Elytra unicolorous without spots.

*c.* Size larger, 10-11 mm.; intervals of elytra subconvex, minutely rugulose. 1274. AMERICANA.

*cc.* Size smaller, not over 8.5 mm.; intervals of elytra nearly flat.

*f.* Dark reddish-brown to piceous. 1275. LATICOLLIS.

*ff.* Light reddish or brownish-yellow. 1276. OBSCURA.

*dd.* Elytra each with an irregular shaped yellowish spot in front of middle. 1277. BIMACULATA.

*T. mauritanica* Linn., blackish-piceous and easily known by having the joints of antennæ gradually increasing in width, is a cosmopolitan species which has been taken near Cincinnati. (Fig. 246.) It is commonly known as the "cadelle."

1271 (3838). *TENEbroIDES corticalis* Melsh., Proc. Phil. Acad. Nat. Sci., II, 1844, 109.

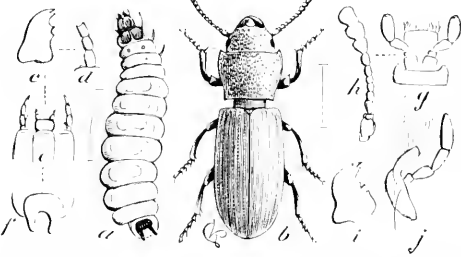


Fig. 247. *a.* larva; *b.* the beetle; *c.* under side of head; *d.* antenna; *e.* mandible; *f.* 2-horned anal plate; *g.* labium and its palpi; *h.* one of the maxillæ and its palpus. (After Riley.)

Elongate-oblong, subconvex. Black or piceous, feebly shining; antennæ and legs piceous. Head and thorax coarsely punctate, the latter narrowed, with sides sinuate behind the middle, margins reflexed, base subtruncate. Elytra shallowly striate, the striae with rows of rather coarse, deep, oblong punctures; intervals nearly flat, slightly rugulose, each with two irregular rows of very minute, oblong, distant punctures. Length 7.5-8 mm. (Fig. 247.)

Southern half of State; scarce. April 18-October 10.

1272 (3838b). *TENEbroIDES dubia* Melsh., Proc. Phil. Acad. Nat. Sci., II, 1844, 110.

Resembles *corticalis* but smaller. Thorax more quadrate, sides scarcely at all rounded; punctures more sparsely placed and coarser; those of intervals of elytra distinctly larger and in more regular rows. Length 5-6.5 mm.

Throughout the State; frequent. February 14-November 8. Occurs beneath bark and logs, where it hibernates.

1273 (3839). *TENEbroIDES nana* Melsh., Proc. Phil. Acad. Nat. Sci., II, 1844, 10.

Elongate-oblong, subdepressed. Dark reddish or chestnut brown. Thorax more depressed, slightly broader than long, sides moderately rounded and feebly converging, but not sinuate behind the middle; punctures, as

well as those of head, rather fine and sparse. Elytra twice as long as wide, slightly broader behind the middle, intervals subconvex, each with two rows of distinct punctures. Length 6 mm.

Vigo County; rare. February 14.

\*1274 (3843). *TENEbroIDES AMERICANA* Kirby, *Fam. Rep. Amer.*, 1837, 166.

Oblong, moderately depressed. Black or piceous, shining; under surface and legs dark reddish-brown. Head and thorax finely alutaceous, rather sparsely and finely punctate; the latter two-thirds wider than long, the margins reflexed, sides sinuate near base, hind angles acute. Elytra elongate-oval, the striae shallow and rather finely punctate; intervals slightly convex, densely and distinctly rugulose, each with two rows of fine punctures. Length 9-10 mm.

Throughout the State, frequent; more so in the southern half. February 4-September 5. Gregarious in winter. This is the species usually listed as *castanea*, Kirby's name having priority.

1275 (3843a). *TENEbroIDES LATICOLLIS* Horn, *Proc. Phil. Acad. Nat. Sci.*, 1862, 86.

Form of *americana*. Dark reddish-brown to piceous. Thorax twice as wide as long, strongly depressed; sides feebly curved, not sinuate, hind angles more obtuse, less distinct. Elytral intervals very finely rugose. Length 7.5-8 mm.

Posey County; rare. April 27. Listed as a variety of *americana* but the much wider and shorter thorax, with smaller hind angles, shows it distinct.

1276 (3843b). *TENEbroIDES OBSCURA* Horn, *Proc. Phil. Acad. Nat. Sci.*, 1862, 86, 87.

Oblong, depressed. Pale brownish-yellow, shining. Head and thorax sparsely and rather coarsely punctate; the latter twice as wide as long, sides feebly curved, but little narrowed behind the middle. Elytra oblong-oval, the striae more strongly impressed and with coarser punctures than in any of the preceding species; intervals almost flat, very finely punctate. Length 5 mm.

Harrison County; rare. November 14. Usually considered a variety of *americana* but appears to be very distinct.

1277 (3845). *TENEbroIDES BIMACULATA* Melsh., *Proc. Phil. Acad. Nat. Sci.*, 11, 1844, 110.

Oblong, subdepressed. Black, tinged with bronze, shining; elytra each with an irregular yellowish spot slightly in front of middle; club of antennae and tarsi yellowish. Thorax transverse, finely and densely punctate; sides rounded, margin slightly reflexed. Elytral striae shallow, their punctures obsolete on apical third. Length 5 mm.

Putnam County; rare. September 7. Readily known by the brassy tinge and the yellow spot on elytra. Occurs on foliage of the laurel or shingle oak, *Quercus imbricaria* Michx.

*Pellis ferruginca* Linn. and *Calitys scabra* Thunb., both members of the boreal fauna, have been recorded from Michigan.

### III. GRYNOCHARIS Thom. 1859. (Gr., "fire-brand + rejoice.")

Oval, subdepressed beetles, having the margins of thorax and elytra flattened; front truncate; antennal grooves feeble; front tibiæ without a terminal hook. Three species are known from the United States, one of which has been taken in Indiana.

1278 (3851). GRYNOCHARIS 4-LINEATA Melsh., Proc. Phil. Acad. Nat. Sci., II, 1844, 104.



Fig. 248.  $\times 5\frac{1}{2}$ .  
(Original.)

Oblong-oval, subdepressed. Black, feebly shining; antennæ and under parts piceous. Thorax twice as wide as long, slightly wider at base than apex, hind margin truncate; sides nearly straight, margins reflexed, hind angles obtuse; disk alutaceous, finely and sparsely punctate and with a transverse impression behind the middle. Elytra oblong, sides parallel, each with four narrow costæ; intervals each with three or four rows of coarse punctures. Length 6 mm. (Fig. 248.)

Lawrence County; rare. April 13. Occurs beneath loose bark of walnut and oak.

## Family XXIX. MONOTOMIDÆ.

### THE MONOTOMID BEETLES.

To this family belong a few small, depressed beetles, resembling rather closely those of certain genera of the family Cucujidæ and also those of the genus *Rhizophagus* of the Nitidulidæ. They live beneath the bark of trees or in the nests of ants. The word *Monotoma* means literally "a single cut," and probably refers to the small subapical tooth of the mandibles.

From closely allied families they may be separated by having the antennæ 10-jointed, inserted under the sides of the front, the last one or two joints enlarged to form a club; front coxæ small and round, the cavities widely closed behind; elytra truncate behind, leaving the last dorsal segment exposed; abdomen with five free ventral segments, the first and fifth elongated, the others shorter and equal; tarsi three-jointed, the last joint longer than the others united.

The principal paper treating of the family is by

Horn.—“Synopsis of the Monotomidae of the United States,” *in*  
Trans. Amer. Ent. Soc., VII, 1879, 257-267.

In Henshaw's list the genera are (by mistake?) combined with those of *Trogosilida*. Eighteen species, distributed among five genera, represent the family, as far as known, in the United States.

KEY TO INDIANA GENERA OF MONOTOMIDÆ.

- a.* Head slightly prolonged behind the eyes, then suddenly narrowed.  
*b.* Process of abdomen between the hind coxæ broad, feebly rounded in front.  
*c.* Terminal joint of antennæ suddenly broader, joint nine not wider than eight. I. MONOTOMA.  
*cc.* Last two joints of antennæ enlarged, ninth joint not as wide as the tenth; punctures of elytra in rows. HESPEROBLENUS.  
*bb.* Process of abdomen between the hind coxæ triangular, acute; ninth joint of antennæ as wide as the tenth; elytral punctures in rows. EUROPS.  
*aa.* Head parallel behind the eyes, not at all narrowed; last joint of antennæ suddenly enlarged, ninth not wider than eighth. II. BACTRIDUM.

I. MONOTOMA Herbst. 1793. (Gr., “one + ent.”)

In addition to the distinctly larger terminal joint of antennæ, the members of this genus have the head and thorax usually densely punctured and the elytra with rows of punctures, each bearing a short hair. The surface has a tendency to become coated with foreign matter, which adheres to the minute hairs and renders the sculpture difficult to study. Of the nine species known from the United States five have been taken in the State, while two others perhaps occur.

KEY TO INDIANA SPECIES OF MONOTOMA.

- a.* Antennæ slender, joints 4 to 9 longer than wide. PRODUCTA.  
*aa.* Antennæ stouter, joints 4 to 9 bead-like or submoniliform.  
*b.* Metasternum densely punctured at middle and sides; thorax densely punctured.  
*c.* Head with a rather deep oblique impression on each side of vertex. 1279. PICIPES.  
*cc.* Head regularly convex, vertex not impressed.  
*d.* Thorax longer than wide. 1280. FULVIPES.  
*dd.* Thorax nearly square, or even slightly wider than long.  
*e.* Thorax with four rather deep impressions. QUADRIFOVEOLATA.  
*cc.* Thorax at most with two feeble impressions near base.

*f.* Thorax distinctly wider behind the middle, its hind angles prominent. 1281. AMERICANA.

*ff.* Thorax parallel, its hind angles not prominent. 1282. PARALLELA.

*bb.* Metasternum nearly smooth; thorax sparsely punctate, narrower near base. 1283. LONGICOLLIS.

*M. producta* Lec., black, opaque, sparsely clothed with whitish hairs, antennæ and legs paler, length 3 mm., is recorded from near Cincinnati.

1279 (3856). *MONOTOMA PICIPES* Hbst., Käfer, V, 1801, 24.




Fig. 249. (Hbst.)

Elongate-oblond, subconvex. Black or brownish, opaque; antennæ and legs reddish-brown. Thorax slightly longer than wide, sides finely crenate, front angles obtusely prominent, hind ones indistinct; disk coarsely and densely punctured and with a distinct fovea on each side near base. Elytral striae rather coarsely punctured, the hairs yellowish in hue. Length 2-2.3 mm. (Fig. 249.)

Marion County; frequent. January 17—October 15. Taken by Harold Morrison from the windows of a barn and cellar in which wood had been stored.

1280 (3857). *MONOTOMA FULVIPES* Melsh., Proc. Phil. Acad. Nat. Sci., 11, 1844, 111.

Moderately elongate, rather slender, subconvex. Black to piceous, subopaque; legs and antennæ reddish-brown. Head coarsely and densely punctured, not impressed. Thorax longer than wide, narrower in front, sides straight and finely crenate; front angles prominent, obtusely rounded, hind angles broadly rounded; disk coarsely and densely punctured with two faint impressions on basal third. Elytra with rows of fine punctures. Length 2-2.5 mm.

Marion County; frequent. April 11—June 7. Taken with the preceding.

*M. quadricrenata* Aubé, reddish-brown, length 2 mm., is known from the District of Columbia.

1281 (3859). *MONOTOMA AMERICANA* Aubé, Ann. Ent. Soc. Fr., VI, 461.

Elongate-oblond. Black, subopaque; antennæ and legs reddish-brown. Head as in *picipes*. Thorax distinctly wider than long, front angles obtuse, hind ones rectangular; sides subcrenate, straight; disk convex, coarsely and densely punctured, the basal impressions almost obsolete. Elytra rather coarsely, densely and roughly punctured. Last ventral of male with an oval flattened space. Length 2.2 mm.

Marion and Posey counties, rare. April 17—June 2. Sifted from decaying fleshy fungi; also on flowers of *Amorpha fruticosa*.



1282 (3860). *MONOTOMA PARALLITA* Leq., Proc. Phil. Acad. Nat. Sci., 1855, 305.

Elongate-oblong, subdepressed. Piceous, opaque; antennae and legs reddish-brown. Head coarsely and densely punctured, not impressed on the sides. Thorax nearly square, sides parallel, front angles not prominent, hind angles rounded; disk coarsely and densely punctured and with faint basal impressions. Elytra with striae of rather fine punctures. Body beneath densely and rather coarsely punctured. Length 2 mm.

Jackson County; rare. September 9.

1283 (3863). *MONOTOMA LONGICOLLIS* Gyll., Ins. Suec., 635.

Elongate, subcylindrical. Dark reddish-brown, feebly shining; legs and antennae paler. Head coarsely, not densely punctate, its hind angles ending in a tooth. Thorax slightly longer than wide, front angles distinct, hind ones obtuse, sides almost straight; disk finely and rather sparsely punctate and with two distinct foveae near base. Elytra with rows of fine simple punctures; intervals alutaceous. Length 1.5-1.7 mm.

Webster collection from "Indiana." Known from all others by the finely punctured and shining thorax.

*Hesperobotanus rufipes* Leq., piceous, antennae and legs reddish-brown, length 3 mm., is known from Illinois and Missouri.

*Euroops pallipennis* Leq., piceous, elytra dull yellow, thorax as wide as long with a curved basal impression, length 2.8 mm., is known from Pennsylvania.

## II. *BACTRIDUM* Leq., 1861. Gen. "a stick little."

Besides the distinctive characters given in the key, the members of this genus have the anterocoxal process of abdomen rather broad, truncate in front and the elytra with rows of punctures. Four species are known from the United States, two of which have been taken in Indiana.

1284 (3869). *BACTRIDUM PHILIPPERI* M. Guér., Icon. Reg. Anim., 1839, 199.

Oblong, depressed. Piceous, shining; antennae, legs and elytra reddish-brown, the sides and tips of the latter usually darker. Thorax slightly wider than long, sides feebly curved and somewhat narrowed to the base, margin with two small teeth behind the middle; surface vaguely concave, sparsely punctured at middle, much more densely at sides. Elytra slightly wider than thorax, finely striate, the striae at sides closely and finely placed, those of disk with fine, rather closely placed punctures. Length 2 mm.

Marshall, Starke, Jennings and Crawford counties; scarce. May 20-November 20. Taken by sifting the mold and leaves about the roots of trees; also beneath bark of honey locust.

1285 (3871). *BACTRIDUM STRIOLATUM* Reitt., Verhand. des Nat. Vereins in Brunn., XII, 1872, 14.

Moderately elongate, subdepressed. Uniform piceous or dark reddish-brown, antennæ and legs paler. Thorax slightly wider than long, sides feebly curved and gradually narrowed behind the middle; disk rather coarsely but not densely punctured, punctures of the middle forming a vague U-shaped mark. Elytra slightly convex, surface striate, the striæ at sides replaced by sparse punctures, those on disk with fine, not closely placed punctures; intervals finely wrinkled. Length 2 mm.

Putnam, Posey and Jennings counties; scarce. April 13–November 20. Darker than the preceding, elytra more convex and with the striæ on sides semi-obsolete.

### Family XXX. DERODONTIDÆ.

#### THE TOOTH-NECKED FUNGUS BEETLES.

This is a very small family comprising only three known North American species. They are small brown or dull brownish-yellow beetles, in our species having the head deeply impressed, and with a small, smooth tubercle on the inner side of each eye. This at first sight resembles a large ocellus or simple eye. The name of the typical genus, *Derodontus*, is derived from two Greek words meaning "neck" and "toothed," and was applied to these beetles on account of their having the thorax much narrower than the elytra, resembling a neck, and with the lateral margins strongly toothed.

From allied families they are chiefly distinguished by having the front and hind coxæ transverse; the former conical, somewhat prominent and contiguous; the latter slightly separated and dilated on the inner side to form a small plate which protects the insertion of the thigh. In addition they have the head suddenly but not strongly constricted behind, the antennæ 11-jointed, inserted before the eyes upon the side of the front, joints nine to eleven somewhat larger than those preceding, except the first and second, which are thicker; abdomen with five free, equal ventral segments; tarsi 5-jointed, clothed beneath with long, gray hairs, the fourth joint somewhat smaller than those preceding.

Two genera comprise the family. One of these,

#### 1. *DERODONTUS* Lec., 1861. (Gr., "neck + tooth")

is represented in the eastern United States and Indiana by the single species:

\*1286 (3873). *DERODONTEUS MACULATUS* MELSL., Proc. Phil. Acad. Nat. Sci., II, 1811, 115.

Oblong-oval, convex. Dull brownish-yellow; elytra with a number of irregular, indistinct, more or less connected, darker spots. Thorax about as wide as long, disk coarsely granulate and with a deep median impression; margins flattened and armed with three or four uneven teeth. Elytra slightly wider behind the middle, tips rounded, covering the abdomen; each with ten rows of large, quadrate punctures. Length 2.5-3 mm. (Fig. 250.)

Throughout the State; common on fungi and beneath bark of fungus-covered logs. Hibernates. April 11-December 10.



Fig. 250. - 10. (After Sharp.)

## Family XXXI. BYRRHIDÆ.

### THE PILL-BEETLES.

Included in this family are short, very convex beetles of small or medium size, having the upper surface more or less clothed or ornamented with hairs or minute scales. The legs of most of the species are very contractile, being capable of being folded up so closely against the body that it is with difficulty that they can be seen. The name *Byrrhus*, that of the typical genus to which the larger species belong, is derived from the Greek word "*bursa*," a "hide," and was given the genus by Linnaeus, probably on account of some fancied resemblance in texture of their upper surface. He also gave the specific name *pilius*, meaning "a little pill," to a European species, on account of its resemblance to a pill or little ball, and the name "pill-beetle" has been since applied to the members of the family. The beetles are most common in sandy localities, where they are usually found upon the ground, either beneath cover or burrowing about the roots of the tufts of coarse grasses which grow in such places. The beach of Lake Michigan is a favorite locality for them, and along it most of the species known to occur in the State have been taken. However, one or two species live beneath bark and probably occur throughout the State.

The principal characters distinguishing the family are the transverse mentum; the 11- (rarely 10-) jointed antennae, the outer joints usually forming an elongate club; prosternum short, truncate in front, slightly prolonged and fitting into the mesosternum behind; elytra covering the abdomen, which has five ventral segments; front coxae transverse, separated by the prosternum, the

coxal cavities open behind; hind coxæ extending to the margin of the body, transverse and dilated into a plate partly protecting the hind thighs; tarsi short, five-jointed, last joint nearly as long as the others united.

The literature treating of the North American species is as follows:

*LeConte*.—"Synopsis of the Byrrhidae of the United States," *in* Proc. Phil. Acad. Nat. Sci., VII, 1854, 113-117.

*Horn*.—"Table of Species of *Limnichus*," *in* Bull. U. S. Geol. Survey, V, 1879, 514.

*Caspy*.—"Limnichus," Synopsis of," *in* Ann. N. Y. Acad. Sci., V, 1890, 145-160.

Forty-six species, distributed among 11 genera, represent the family in the United States. Of these 8 species, belonging to four genera, have been taken in Indiana.

KEY TO INDIANA GENERA OF BYRRHIDE.

- a*. Head prominent; mentum large, elongate, semi-elliptical, coarsely punctate, entirely closing the mouth below. I. NOSODEXDRON.  
*aa*. Head retracted; mentum small, quadrate, largely exposing the base of the maxille.  
*b*. Antennæ 11-jointed, clavate; lower face or epistoma not distinct; size medium, 5 or more mm.  
*c*. Front tarsi only retractile. II. CYTILUS.  
*cc*. All the tarsi retractile. III. BYRRHUS.  
*bb*. Antennæ 10-jointed; epistoma corneus, separated by a fine suture; size small, less than 3 mm. IV. LIMNICHUS.

I. NOSODEXDRON Lat. 1807. (Gr., "disease-tree.")

This genus comprises two oval, convex beetles, having the head advanced in front; mentum as described in key; antennæ 11-jointed, situated under the side of head. They live beneath the bark of trees. One of the two occurs in Indiana.

1287 (3876). NOSODEXDRON UNICOLOR Say, Long's Exped. to St. Peter's Riv., II, 274; *ibid.* I, 180.

Rounded oval, strongly convex. Black, somewhat shining; antennæ piceous. Above uniformly, rather densely and coarsely punctate, more sparingly and coarsely beneath. Elytra not striate but with rows of short, stiff, erect yellowish hairs, plainly visible only in side light. Length 5-5.7 mm.

Lake, Putnam, Crawford and Posey counties; scarce, April 22-July 4.

II. *CYTILUS* Erichs. (Gr., "covering mud.")

In this genus and the next the head is vertical or bent downward, the labrum distinct and fitting close to the front, and the body covered with a fine, easily removed pubescence forming varied patterns. Two species of *Cytilus* are known, both of which occur in Indiana.

1288 (3887). *CYTILUS SCRIBICUS* Forst., Nov. Spec. Insect., 1771.

Subovate, narrowed in front, strongly convex. Bronzed black, shining; densely covered with a fine pubescence which, on head and thorax, is nearly uniform bronzed; on elytra the four or five inner intervals are alternately narrow and uniform metallic green, and wider, slightly elevated, and green tessellated with black. Head and thorax rather finely and densely, elytra more sparsely and coarsely, punctate; the punctures visible only after the pubescence is removed. Length 5 mm.

Lake and Warren counties; frequent along the beach of Lake Michigan. May 28—July 28.

1289 (3888). *CYTILUS TRIVITTATUS* Melsh., Proc. Phil. Acad. Nat. Sci., 11, 1844, 117.

Resembles the preceding in form and structure but a little larger. Uniform dull bronze; thorax with a patch of golden hair at middle of base; elytra with the alternate intervals slightly elevated and tessellate with squarish black spots. Length 5.5-6.5 mm.

Lake and Laporte counties, beneath rubbish along the beach of Lake Michigan; scarce. Taken with *scribicus*, and may eventually prove to be the female of that species. May 20—May 28.

III. *BYRRHUS* Linn. 1766. (Gr., "a hide.")

To this genus belong the largest members of the family. They resemble closely those of *Cytilus*, but have all the tarsi strongly retractile. Two of the eight known species from North America have been taken in the State. (Fig. 251.)



Fig. 251.  
*Byrrhus pilulus* L.  
A European species.

1290 (3889). *BYRRHUS AMERICANUS* Lec., Agassiz Lake Sup., 1850, 221.

Oval, strongly convex, narrowed in front. Black, densely covered with fine grayish pubescence; thorax indistinctly marked with gray; elytra each with three or four narrow interrupted black lines and a double, narrow, sinuous gray crossbar at middle. Length 8.5-9.5 mm.

Lake and Laporte counties, along the beach of Lake Michigan; scarce. May 20—June 10.

1291 (3895). *BYRRHUS MURINUS* Fab., Syst. El., 1, 1801, 101.

Round-ovate, strongly convex. Black, closely pubescent and covered with numerous short, erect, bristle-like hairs; elytra each with four or five

narrow, black, slightly elevated lines and a double row of small grayish spots arranged crosswise, just behind the middle. Length 1.5-5 mm.

Crawford County; rare. July 25.

#### IV. LIMNICHUS Latr. (Gr., "a pool or marsh + love.")

Here belong nearly a score of very small species having the labrum distinct; antennæ inserted at the sides of the front; head strongly retracted, the eyes, labrum and mandibles concealed in repose. They are found along the borders of streams and lakes where they burrow in the ground and emerge when water is thrown on the banks.

##### KEY TO INDIANA SPECIES OF LIMNICHUS.

- a.* Body beneath densely and coarsely punctured; blackish-bronzed, densely clothed with yellowish pubescence. 1292. PUNCTATUS.
- aa.* Body beneath finely, in part sparsely punctured.
  - b.* Under surface shining; above black, shining, very sparsely clothed with grayish pubescence. 1293. NITIDULUS.
  - bb.* Under surface opaque; above dark brown to piceous, rather densely clothed with pale brown or yellowish pubescence. 1294. OVATUS.

1292 (3301). LIMNICHUS PUNCTATUS Lec., Proc. Phil. Acad. Nat. Sci., VII, 1854, 116.

Oval, convex. Blackish-bronzed, densely covered with golden gray pubescence. Thorax more than twice as wide as long, sides feebly and evenly curved; surface, as well as that of elytra, coarsely and densely punctate; median groove fine, distinct. Prosternum coarsely punctate, and with a wide and deep longitudinal groove. Abdomen coarsely and densely punctured. Length 1.8-2 mm.

Throughout the State; frequent. Hibernates. May 5-December 7. In October I once found a number of this species sunning themselves on the vertical cliffs of sandstone along the Ohio River at Camelton, Perry County.

1293 (3307). LIMNICHUS NITIDULUS Lec., *loc. cit.*, p. 117.

Oval, narrowed before and behind. Black, shining, very sparsely clothed with yellowish pubescence. Thorax sparsely and finely punctate, median groove short but distinct; scutellum one-third longer than wide at base, highly polished. Elytra sparsely and feebly punctured, the punctures on side and near suture semi-obsolete. Prosternum sparsely punctate, median groove distinct except on apical fourth. Abdomen finely and rather sparsely punctate. Length 1.7 mm.

Shores of Bass Lake, Starke County; frequent locally; also in Webster collection from Indiana. May 18-August 20. Known heretofore only from Georgia.

1291 (3309). *LEMNICHTUS OVATUS* Lec., Proc. Phil. Acad. Nat. Sci., VII, 1851, 117.

Ovate, rather acutely pointed behind. Above dark brown to piceous, shining, conspicuously clothed with pale brownish-yellow pubescence; antennae and legs dark reddish-brown; under surface paler piceous. Thorax more than twice as wide as long, sides straight, disk sparsely and very finely punctate, without median groove. Elytra nearly four times as long as thorax and one-fourth wider, very finely and sparsely punctate. Prosternum with a deep median groove, which reaches neither base nor apex. Length 1.2-1.5 mm.

Putnam County; scarce. April 17-October 17. A half dozen specimens were sifted during a severe drouth from debris just above a hillside spring. Known heretofore only from the "Southern States."

### Family XXXII. GEORYSSIDÆ.

#### THE MINUTE MUD-LOVING BEETLES.

A very few minute, rounded, convex species comprise this family. They have the surface roughly sculptured; antennae short, 9-jointed, inserted under the sides of the front, the last three joints forming an oval club; head deflexed, eyes rounded; prosternum very small; mesosternum short and wide, sloping downward in front; elytra entire; abdomen with five free ventral segments; front coxæ rather prominent, with a deep fissure between them; middle coxæ oval, well separated; legs short, slender, tarsi 4-jointed, claws simple.

They live on the margins of streams and cover themselves with a coating of mud or fine sand, so that they can be detected only when they move. One genus represents the family.

GEORYSSUS Lat. 1807. (Gr., "earth - dig up.")

This genus, sufficiently characterized above, is represented in the United States by two known species. One of these, *G. pusillus* Lec., black, thorax rugesely punctate, strongly margined, with an interrupted elevated line on side, elytra with rows of rather coarse punctures, length 1.7 mm., doubtless occurs in the State, but no verified Indiana specimen has been seen.

### Family XXXIII. PARNIDÆ.

#### THE LONG-TOED WATER BEETLES.

This is a small family of aquatic beetles which live for the most part in swift running water, where they cling to flat stones, logs or

aquatic plants. They feed upon decomposing matter in the water and thus form one of the agencies which nature has provided for purifying streams. The legs are not fitted for swimming, but the fifth or last joint of the tarsi is longer than the other four united, and is armed with long, simple claws, whence the common name above given. This structure of the tarsus is the principal distinguishing character of the family and enables its members to grasp firmly objects resting in strong currents of water. By taking an old limb or rough stone from the water at a suitable locality and placing it in the sun, the insects will move as the water dries, though at first nothing can be seen of them, so perfectly do they resemble the surface on which they rest. The surface of the body is clothed with fine silken hairs which have the property of repelling or shedding water and enable the insect to surround itself with a film or globule of air while clinging to objects beneath the water.

The larva of our largest species, *Psephenus lecontei*, resembles in appearance a trilobite, being flat and nearly circular in outline, and measuring about 8 mm. in length. It is found clinging to stones in rapid water or in muck near springs or ponds. The larvæ of the genera *Elmis* and *Stenelmis* are said to be similar in form, except that the segments are not united to the margin, which thus appears notched or incised.

Among the more distinctive characters of the family are the usually retractile head, with distinct labrum and small mandibles; prosternum distinct in front of the coxæ, usually elongate behind and forming a process received into a definite cavity in the mesosternum; front coxal cavities widely open; hind coxæ transverse and usually dilated into a plate, which partly protects the thighs; elytra entire; abdomen usually with five ventral segments, the front ones connate or firmly united.

Nearly 400 species of the family are known, about 50 of which occur in North America. The principal literature treating of these is as follows:

*LeConte*. — "Synopsis of the Parnidæ of the United States," in Proc. Phil. Acad. Nat. Sci., VI, 1852, 41-44.

*Horn*. — "Synopsis of the Parnidæ of the United States," in Trans. Amer. Ent. Soc., III, 1870, 29-42.

The North American species are distributed among three sub-families, all of which are represented in Indiana.



## KEY TO SUBFAMILIES OF PARNIDÆ.

*a.* Abdomen with more than five ventral segments; front coxæ with very large trochantin; body subdepressed.

Subfamily I. PSEPHENINÆ, p. 677.

*aa.* Abdomen with only five ventral segments; body convex.

*b.* Front coxæ transverse, with distinct trochantin; body clothed with a dense silky pubescence. Subfamily II. PARNINÆ, p. 678.

*bb.* Front coxæ rounded without trochantin; body feebly pubescent.

Subfamily III. ELMINÆ, p. 679.

## Subfamily I. PSEPHENINÆ.

In this subfamily the head is free, not retractile; labrum broad, entirely covering the mandibles; maxillary palpi elongate, the last joint wide, hatchet-shaped; antennæ widely separated, serrate, 11-jointed, longer than head and thorax; prosternum carinate, prolonged behind into an acute point which fits into a narrow groove extending the full length of the mesosternum; abdomen of male with seven ventral segments, the first and second united, fifth broadly emarginate, sixth deeply bilobed, visible only around the notch of the fifth; seventh rounded, entire, filling the notch of the sixth; female with the segment corresponding to the sixth in male absent. The subfamily is represented by the single genus

## I. PSEPHENUS Hald. 1863. (Gr., "dark or obscure.")

Four species represent the genus in the United States, one of which occurs in Indiana.

1295 (3914). PSEPHENUS LECONTEI Lec., Proc. Phil. Acad. Nat. Sci., VI, 1852, 41.

Oval, subdepressed, narrowed in front, obtusely rounded behind, very finely punctate and pubescent. Black or dull brownish-black; head and thorax usually darker, always deep black in the female. Base of thorax twice as wide as apex, bisinuate, distinctly lobed at middle; hind angles acute, sides regularly curved. Length 4.5-6 mm. (Fig. 252.)

Hudson Lake, Laporte County and pool near Delong, Fulton County; scarce, August 20. Probably occurs throughout the lake region of the northern third of the State. LeConte says that "the perfect insect lives on bushes over the surface of running water and is also found creeping over wet stones in the torrents."



Fig. 252. — 5.

## Subfamily II. PARNINÆ.

In our genera of this subfamily the head is retractile and protected beneath by the prosternum, which is lobed in front; antennæ short, 11-jointed, the first and second joints enlarged; prosternal spine wide; mesosternum broad, emarginate; hind coxæ dilated into a plate. Four genera are known, three of which may occur in the State.

## KEY TO INDIANA GENERA OF PARNINÆ.

- a.* Body rounded; eyes not hairy; last joint of maxillary palpi hatchet-shaped; length 3 mm. LUTROCHUS.  
*aa.* Body elongate; last joint of maxillary palpi elongate; larger, 5-6.5 mm.  
*b.* Antennæ close together at base, their clubs pectinate; eyes hairy. PELONOMUS.  
*bb.* Antennæ widely separated, their clubs lamellate; eyes glabrous.

## II. DRYOPS.

*Lutrochus luteus* Lec., oval, bronzed, densely clothed with clay-yellow hairs, has been recorded by Dury from Cincinnati.

*Pelonomus obscurus* Lec., subcylindrical, piceous, densely clothed with erect hairs, length 6.5 mm., is recorded from the "Southern and Western States."

## II. DRYOPS Oliv. 1790. (A mythological name.)

Oblong species of medium size, having the head retractile and when bent downward protected beneath by the lobe of the prosternum; joints 4 to 11 of antennæ distinctly lamellate; prosternal spine wide. Five species are known from North America, two of which have been taken in Indiana, while a third probably occurs.

## KEY TO INDIANA SPECIES OF DRYOPS.

- a.* Body finely and densely clothed with silky pubescence. 1296. LITHOPHILUS.  
*aa.* Body coarsely pubescent.  
*b.* Base of thorax and space along elytral suture without pubescence. 1297. FASTIGIATUS.  
*bb.* Surface everywhere pubescent; alternate intervals of elytra more convex. STRIATUS.

1296 (3321). DRYOPS LITHOPHILUS Germ. Ins. Spec. Nov., 1821, 88.

Oblong, subconvex, everywhere covered with a dense and evenly distributed silky pubescence which has a slightly bronzed lustre. Thorax broader than long, disk convex, base bisinuate, front and hind angles acute. Elytra rapidly narrowed behind the middle to an acute apex; last abdominal segment, as in the next species, nearly devoid of pubescence and reddish in hue. Length 5-5.5 mm.

Lake, Laporte, Lawrence and Putnam counties; frequent. July 21-August 20.

1297 (3922). *Dryops fastigatus* Say, Long's Exped., II, 1821, 275; *ibid.*, I, 181.

Similar in size and form to the preceding. Differs in having the basal region of the thorax rather suddenly depressed, smooth, shining and wholly without pubescence. Sides of elytra densely pubescent, but a space on each side of the suture, reaching the second or third row of punctures on basal half and widening to the fourth row on apical half, with only a few scattered hairs; punctures large, coarse. Length 5-5.5 mm.

Wells, Hancock, Vigo and Tacey counties; scarce. August 10-October 20. The Vigo County specimen was taken from beneath a log in a deep ravine.

*D. striatus* Lec., elongate, blackish-olivaceous, 6 mm. in length, is a boreal species extending across the continent.

### Subfamily III. ELMINAE.

Here the front coxae are rounded without trochantin; abdomen with five ventral segments, the fifth rounded at tips; antennae simple, inserted upon the front near the eyes; middle coxae widely separated; hind coxae separated, not dilated into a plate, protecting the thighs. Four genera are known, all of which may occur in Indiana.

#### KEY TO INDIANA GENERA OF ELMINÆ.

- a.* Head protected beneath by a prosternal lobe.
  - b.* Antennae 11-jointed.
    - c.* Front tibiae pubescent on the inner side; thorax in our species without median groove. III. ELMIS.
    - cc.* Front tibiae glabrous on the inner side; thorax with a distinct median groove. IV. STENELMIS.
  - bb.* Antennae 6-jointed. MACRONYCHUS.
- aa.* Head free; prosternum not lobed; antennae 11-jointed. ANCYRONYX.

#### III. ELMIS Latr., 1802. (Gr., "I drive.")

This genus comprises about 20 small, elongate or oval species (Fig. 253), of which the following may occur in Indiana:

#### KEY TO INDIANA SPECIES OF ELMIS.

- a.* Thorax with even surface; i. e., without elevated lines or folds.
  - b.* Thorax more or less reddish-brown, slightly narrower from base to apex.
  - bb.* Thorax black, slightly bronzed.
- aa.* Thorax with more or less uneven surface.

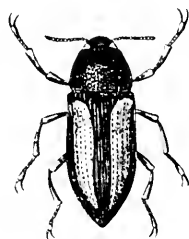


Fig. 253. *Elmis bitatus* Lec.

1298. VITATUS.  
QUADRINOTATUS.

*c.* Thorax with a short elevated line each side at base; elytra each with an oblique clay-yellow stripe.

*d.* Elytral intervals distinctly punctured; oblique pale stripe entire, extending from humerus nearly to apex. FASTIDITUS.

*dd.* Elytral intervals scarcely punctured; oblique pale stripe broken.

1299. OVALIS.

*cc.* Thorax with oblique folds converging backward, its sides sinuate.

PUSILLUS.

1298 (3325). *ELMIS VITATUS* Mels., Proc. Phil. Acad. Nat. Sci., II, 1844, 99.

Elongate, subcylindrical, convex. Pieceons black, shining; elytra each with a yellowish stripe, broadest at base, extending from humerus nearly to apex; antennae, tibiae and tarsi reddish-brown. Thorax slightly broader than long, gradually narrower from base to apex, sides feebly rounded; disk convex, finely and rather sparsely punctate. Elytral striae feebly impressed, the punctures fine, separated one from another by a space greater than their own diameters. Length 2.5-3 mm.

Marshall and Kosciusko counties; rare. June 16—August 5.

*E. quadrinotatus* Say, elytra with a pale spot at base and another behind middle, length 2.3 mm., is known from the Middle States and Canada. *E. fastiditus* Lec., bronzed black, elytra with an entire reddish-yellow stripe, length 4 mm., is a boreal species which may occur in northern Indiana.

1299 (3331). *ELMIS OVALIS* Lec., N. Sp. N. Amer. Col., I, 1863, 74.

Oval, convex. Blackish-bronzed, finely and sparsely pubescent; elytra each with an oblique narrow, dull yellow, usually interrupted, stripe reaching from humerus to apex; tarsi and antennae reddish-yellow. Thorax with an elevated line each side at base; sides feebly curved; disk convex, densely and finely punctate. Elytra deeply striate, striae with coarse punctures; intervals very finely punctulate. Length 2.5-2.8 mm.

Kosciusko, Fountain, Starke and Knox counties, rare; Lawrence County, frequent in the swift stream emerging from Hamer's Cave, east of Mitchell. June 8—September 7.

*E. pusillus* Lec., black, elytra each with a humeral and subapical yellowish spot and with the second, fourth and sixth intervals carinate, length 2 mm., is known from the Middle States and Canada.

#### IV. STENELMIS Dufour, 1835. (Gr., "narrow + *Elmis*,")

Elongate, subcylindrical species, very closely allied to *Elmis*. Six are listed from the United States, three of which may occur in the State, while a fourth is herewith described.

##### KEY TO INDIANA SPECIES OF STENELMIS.

- a.* Second elytral interval not elevated at base; elytra black with a broad yellow stripe; length 2-2.5 mm. LINEARIS.
- aa.* Second elytral interval elevated on basal third.

*b.* Form subdepressed; thorax with sides strongly rounded, its disk with three oblique tubercles each side of the median channel.

CRENATUS.

*bb.* Form elongate, convex; sides of thorax less rounded, more or less sinuate at middle.

*c.* Thorax scarcely broader at base than apex; pale stripe of elytra always entire. 1300. BICARINATUS.

*cc.* Thorax distinctly wider at base than apex; pale stripe of elytra broadly interrupted at middle. 1301. SULCATUS.

*S. linearis* Zimm. and *S. crenatus* Say have both been recorded from Cincinnati by Dury.

1300 (3949). STENELMIS BICARINATUS Lec., Proc. Phil. Acad. Nat. Sci., VI, 1852, 11.

Elongate, subcylindrical. Dull black; thorax tinged with bronze; elytra each with a rather broad yellow stripe extending from humerus seven-eighths to apex; tarsi and antennae reddish-brown. Thorax with the sides parallel in front of and behind the middle, scarcely broader at base than apex; the dorsal channel and an oblique groove each side distinct. Second elytral interval distinctly but feebly carinate near base, the fifth carinate its full length; striae rather deeply and coarsely punctured on base, more faintly near apex. Length 3.5-4 mm.

Spencer County; rare. June 13. Described from Ohio.

1301 (—). STENELMIS SULCATUS, sp. nov.

Broader, more robust and less convex than *bicarinatus*. Deep black; elytra each with an oblong yellow spot behind humerus and a more elongate one on apical third; antennae and tarsi reddish-brown. Thorax finely and sparsely granulate and with a deep median groove extending from base three-fourths to apex, the sides of groove convergent near base; disk also with two oblong oblique tubercles each side of groove, the hind one separated from the latter by an oblique depression. Elytra with second interval elevated on basal third, fifth carinate its full length; striae coarsely, shallowly and rather closely punctate. Length 3.5 mm.

Lake Maxinkuckee, Marshall County; frequent. October 26. Specimens were sent me by H. Walton Clark, of the U. S. Fish Commission, who reported it as "apparently spending its life in the intervals of the marly growth on mussels, etc., at the bottom of the lake, and can usually be procured in numbers by examining the concretions of marl." From the descriptions I at first thought it to be *quadrinaculatus* Horn, but comparison with cotypes of the latter at Cambridge, shows the sculpture of thorax to be wholly different. Several unnamed specimens of *sulcatus* from New York were in the Cambridge collection.

*Macronychus glabratus* Say, blackish, antennæ pale reddish-brown, seventh interval carinate, length 3-3.5 mm., is known from Pennsylvania.

*Ancyronyx variegatus* Germ., black, elytra with yellow stripes, length 3-3.5 mm., is recorded from the Middle States and Tennessee.

## Family XXXIV. HETEROCERIDÆ.

### THE VARIEGATED MUD-LOVING BEETLES.

To this family belong a small number of subdepressed, oblong or elongate, semi-aquatic beetles which live in galleries which they excavate in the sand or mud along the borders of streams and lakes. When disturbed they run from their galleries and take flight, as do certain species of *Bombidium*. They are of a brownish or blackish color, usually variegated with undulated bands or spots of dull yellow, and have the body very finely punctate and densely clothed with short, silky pubescence. From the Parnidæ, with which they were formerly grouped, they differ mainly in having the front and middle tibiae widened and armed with spines on the outer edge, thus enabling them to burrow in the wet sand which they and their larvæ inhabit.

The name *Heterocerus*, that of the typical and only genus, comes from two Greek words meaning "different" and "horn," and was so given from the irregularity of the 11-jointed antennæ, joints 5 to 11 of which form an oblong, serrate club (Fig. 4, No. 9).

In addition to the characters mentioned, the members of the family have the mentum large, oblong, deeply emarginate in front; thorax transverse with rounded angles; prosternum lobed in front, acute behind; mesosternum very short, deeply emarginate; elytra entirely covering the abdomen, which is composed of five nearly equal ventral segments, the fifth only being movable, the others connate; front coxæ oval, transverse, the cavities widely open behind; tarsi 4-jointed, the second and third joints shorter than the others.

The only paper treating of the North American species is that by Horn.—"The Species of *Heterocerus* of Boreal America," in Trans. Amer. Entom. Soc., XVII, 1890, 1-16, pl. I.

#### I. HETEROCERUS Bosc. 1792. (Gr., "different + horn.")

In the paper above cited, Dr. Horn reduced the 16 species of the genus listed by Henshaw to nine, and added two new ones. One of the principal characters used by him in separating the species is the

presence or absence of the *post-mesocoxal line*. This is an elevated line on the metasternum which "begins at the middle of the hind border of the middle coxa and extends obliquely backward, joining the suture between the metasternum and its episternum." The first ventral segment bears a stridulating organ in the shape of an elevated curved ridge which is finely striate transversely, and when rubbed by the hind legs, produces a quite distinct sound. Of the 11 species recognized by Horn, seven have been taken in Indiana, while another may occur.

## KEY TO INDIANA SPECIES OF HETEROCERUS.

- a.* Thorax with a pale median stripe; stridulating ridge of first ventral segment complete, forming nearly a semicircle; an elevated oblique line on the epipleura near the base. (Fig. 256, *c*)  
1302. AUROMICANS.
- aa.* Thorax without a pale median stripe; stridulating ridge of first ventral incomplete, extending from the front angle in a curved line to hind border; epipleura without an oblique elevated line near the base.
- b.* Metasternum without a post-mesocoxal line; elytra never with a spot at base near suture.
- c.* Labrum of male narrowed at tip and prolonged forward in a process; size larger, 6 mm.; elytra obsolete substriate.  
1303. VENTRALIS.
- cc.* Labrum of male not prolonged forward in a process; size smaller, not over 4.5 mm.; elytra usually distinctly substriate.  
1304. UNDATUS.
- bb.* Metasternum with a post-mesocoxal line.
- d.* Elytra usually brownish or piceous, always with more or less distinct dull yellow spots or markings; mandibles of male without basal lobe extending over the labrum.
- e.* Elytra without a pale spot at base near suture.
- f.* Elytra usually substriate, the pale markings much broken; legs more or less piceous; larger, 3.5-4 mm.  
1305. BRUNNEUS.
- ff.* Elytra not substriate, the markings well defined and broad; legs wholly pale; length not over 3 mm. SCHWARZI.
- cc.* Elytra with a pale spot at base near suture.
- g.* General color of upper surface brownish or pale; thorax merely slightly darker at middle; mandibles of male with an angulate basal lobe on outer side. 1306. COLLARIS.
- gg.* General color piceous; thorax piceous, often sharply bordered with pale; mandibles of male not prominent at base.  
1307. TRISTIS.
- dd.* Elytra pale without yellow marks, often with a broad fuscous sutural space; mandibles of male with a basal lobe extending over the base of labrum. 1308. PUSILLUS.

1302 (3958). *HETEROCERUS AUROMICANS* Kies., Rev. Linn. Ent., V, 1851, 287.

Oblong, convex. Piceous, sparsely clothed with golden, short, scale-like, recumbent hairs; sides and median stripe of thorax pale. Elytra with sides, two sinuous entire bands and short subapical lunule, yellow; femora and tarsi reddish-yellow, tibiae piceous. Elytra parallel, faintly substriate. Labrum of male, transverse, narrowed in front, apex emarginate-truncate. Length 3.5-4.5 mm. (Fig. 256, c.)

Starke, Fountain and Vigo counties; frequent. April 26-August 29. Easily known by the pale median stripe of thorax, and the entire stridulating ridge on first ventral segment.

1303 (3957). *HETEROCERUS VENTRALIS* Melsh., Proc. Phil. Acad. Nat. Sci., II, 1844, 98.

Oblong, feebly convex. Piceous, clothed with short, semi-erect yellowish or brownish pubescence; front angles of thorax yellow; elytra with three sinuous bands of dull yellow spots, which are interrupted on the disk and not united at the margin by a pale border; rarely a basal spot near scutellum; femora reddish-yellow, piceous at base, tibiae piceous, tarsi pale. Thorax of male slightly wider than elytra, not narrowed in front; that of female distinctly narrowed in front, not broader than elytra. Elytra parallel in both sexes, faintly substriate. Length 6-6.5 mm. (Fig. 254.)

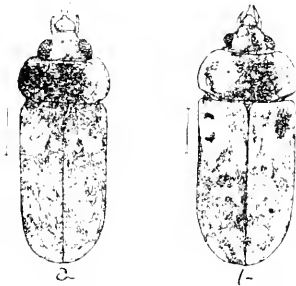


Fig. 254. *H. ventralis*, a, male; b, female. Var. (After Horn.)

Lawrence County; scarce. August 18. Our largest species.

1304 (3970). *HETEROCERUS UNDATUS* Melsh., Proc. Phil. Acad. Nat. Sci., II, 1844, 98.

Oblong, moderately convex. Piceous or brown; thorax often with the front angles yellow, or the sides narrowly yellow; elytra with two sinuate bands more or less interrupted (often united at the margin by an entire pale border), a rounded subapical spot and an apical lunule, yellow; body beneath piceous, the sides of abdomen narrowly yellow. Elytra usually substriate. Length 4-4.5 mm. (Fig. 255, a.)

Throughout the State; common. April 6-October 21. Resembles the next species very closely, but distinguished by the absence of post-meso-coxal lines, and by having the front angles or sides of thorax reddish-yellow.



Fig. 255. a, *H. undatus* female; b, *H. collaris*, male; c, *H. collaris*, small var. (After Horn.)



1305 (c). — *HETERO CERES BRUNNEUS* Melsh., Proc. Phil. Acad. Nat. Sci., II, 1841, 99.

Oblong, moderately convex. Piceous, slightly shining; elytra with the usual three sinuous bands of dull yellow, often broken into spots, sometimes scarcely distinct; the front band usually with a dash projected forward from the middle; the hind one usually forming two rounded spots near apex but not touching margin; body beneath entirely piceous. Elytra more distinctly substriate than in the other species. Length 3.4 mm.

Frequent about the lakes of northern Indiana; elsewhere taken only in Marion and Lawrence counties. — May 11—December 7.

*H. schwarzi* Horn, is known from Pennsylvania, Lake Superior and Texas. (Fig. 256, *b*.)

1306 (3965). — *HETERO CERES COLLARIS* Kies., Revis. Linn. Ent., V, 1851, 292.

Oblong, moderately convex. Dull sooty brown or piceous, clothed with brownish hair; sides of thorax pale; elytra each with an indistinct spot near scutellum and two sinuous bands, often more or less interrupted and sometimes indistinct, yellow; body beneath piceous, sides and apex of abdomen yellowish; legs entirely reddish-yellow. Thorax twice as wide as long, sides and base curved, the latter bisinuate. Length 2.5-4 mm. (Fig. 255, *b* and *c*.)

Throughout the State; frequent. — June 11—August 17.

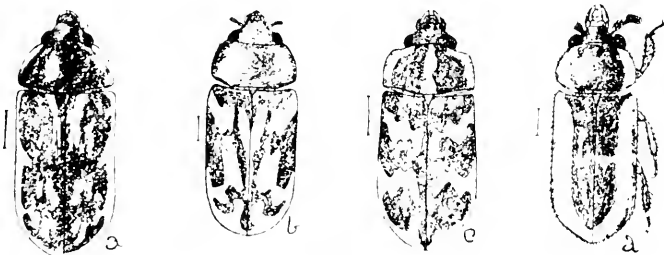


Fig. 256. — *a*, *H. c.* (*bicolor*); *b*, *H. schwarzi*; *c*, *H. collaris*; *d*, *H. la.* (*la.*) — After Horn.

1307 (3966). — *HETERO CERES TRISTIS* Mamm., Bull. Mosc., III, 1853, 218.

Oblong, subdepressed. Piceous, sparsely clothed with short, brownish pubescence; sides of thorax indistinctly paler; elytra with the side margins entirely but narrowly pale, the usual sinuous bands broken into short longitudinal lines as follows: an oblique stripe on each side of scutellum, on each side of this one-third from base a short stripe; behind this near middle a pair of oblong spots, and another pair on apical fourth; beneath piceous, the sides of abdomen narrowly pale. Elytra vaguely substriate, epipleura pale. Length 3.5-4 mm. (Fig. 256, *a*.)

Lake, Starke and Koscisko counties; scarce. — July 18—August 25.

1308 (3969). *HETEROCERUS PUSILLUS* Say, Journ. Phil. Acad. Nat. Sci., III, 1823, 200; *ibid.*, II, 128.

Oblong, moderately convex. Dull yellow to pale sooty-brown, either uniform in color or with a broad darker median band extending from base of head to tips of elytra; epipleura and legs pale. Elytra parallel, not substriate. Length 2-2.5 mm. (Fig. 256, *d.*)

Putnam and Crawford counties, scarce; frequent on border of pond near University farm east of Mitchell. July 10-August 7. Readily known by its small size and absence of usual yellow spots on elytra.

### Series III. SERRICORNIA.

This series is primarily distinguished, as its name indicates, by the serrate or saw-tooth character of the antennæ. The serrate antenna is, like the filiform, usually slender and of nearly the same width throughout, but differs in having each joint project more or less inwards, this projection being sometimes so long as to form what is called the pectinate or comb-toothed antenna. As we have already noted, some of the families connect so closely with those of the Clavicornia that they are included in both tables. In all but two the tarsi are 5-jointed.

Their food is variable in character, but consists for the most part of either living or decaying wood or other vegetable matter, or in those species with soft body covering, mainly of larvæ, small worms, snails and other living matter. All the families of the series are represented in Indiana.

#### KEY TO FAMILIES OF SERRICORNIA.

- a.* First and second ventral segments firmly united; antennæ serrate, never elongate (pectinate in the male of *Xenorhipis*); tarsi with membranous lobes beneath; prosternal spine received in a cavity of the mesosternum; thorax fitting closely to the elytra.  
Family XXXIX. BUPRESTIDÆ, p. 776.
- aa.* Ventral segments all free and movable.
- b.* Tarsi 4-jointed; antennæ short, terminal joints thicker (labellate in *Rhipidandrus*); form cylindrical; length less than 3.5 mm.  
Family XLVII. CROCIDÆ, p. 895.
- bb.* Tarsi in part or wholly 5-jointed.
- c.* Hind tarsi 4-jointed, the others 5-jointed; form oval, convex; length less than 3 mm. Family XLVIII. SPHINDIDÆ, p. 901.
- cc.* Tarsi all 5-jointed.
- d.* First joint of tarsi very short and imperfectly separated from the second; antennal club 3- or 4-jointed, first ventral segment not elongated (subfamily *Bostrichina*); antennal club 2-jointed, first ventral elongated (subfamily *Lyctina*).  
Family XLIV. BOSTRICHIDÆ, p. 886.
- dd.* First joint of tarsi distinct (except in some *Clerida*), often longer than the second; first ventral not elongate.

- c.* Hind coxal plates with grooves for the reception of the femora in repose.
- f.* Front coxae globose.
- g.* Thorax loosely jointed, its hind angles usually prolonged backwards; prosternal spine loosely received in a notch in mesosternum, so as to admit of a springing motion; front coxal cavities entirely surrounded by the prosternum. Family XXXVII. ELATRIDAE, p. 699.
- gg.* Thorax firmly attached to the remainder of the body; prosternal spine prolonged but not movable; front coxal cavities closed behind by the mesosternum; length less than 5 mm. Family XXXVIII. TIBIOPIDAE, p. 773.
- ff.* Front coxae transverse.
- h.* Onychium (pad between the tarsal claws) large and hairy; antennae of males usually labellate; length 11 or more mm. Family XXXVI. RHIPIDIDAE, p. 696.
- hh.* Onychium small or wanting.
- i.* Head constricted behind; eyes smooth; flanks of thorax (in our species) excavated for the reception of the front legs; body covered with small scales. Family XLV. CEPESINAE, p. 892.
- ii.* Head not constricted behind; eyes granulated.
- j.* Epimera of mesothorax reaching the middle coxae; body coverings rather soft and thin; form usually oval or hemispherical, convex; length less than 6.5 mm. Family XXXV. DASYLLIDAE, p. 688.
- jj.* Epimera of mesothorax not reaching the coxae; prosternum very short; thorax usually extending as a form of hood above the head, the latter bent under and rarely visible from above; length less than 7 mm. Family XLIII. PUNIDAE, p. 862.
- cc.* Hind coxal plates not grooved.
- k.* Hind coxae flat.
- l.* Prosternum not prolonged behind; tarsal joints 1-3 with membranous lobes beneath, the first joint often indistinct. Family XLII. CURRIDAE, p. 846.
- ll.* Prosternum prolonged behind.
- m.* Front coxal cavities entirely surrounded by the prosternum; hind coxae without plates; trochanters of middle and hind legs very long. Subfamily (XXXVII). *Cerophyllinae*, p. 773.
- mm.* Front coxal cavities partly formed by the mesosternum; antennae without club; length less than 4.5 mm. Genus (XXXVIII). *Drapetes*, p. 774.
- kk.* Hind coxae prominent.
- n.* Front coxae conical, prominent, without trochantin; tarsi slender; form elongate, narrow; length 10 or more mm. (Only 2.2 mm. in *Hicromallhus*). Family XLVI. LAMULYLOXIDAE, p. 894.

*uu.* Front coxæ long with distinct trochantin; body and elytra softer than usual, flexible, the parts not well adapted; thorax usually with a broad, thin margin.

*o.* Visible ventral segments seven or eight, some of them often with light-giving power; fourth joint of tarsi more or less bilobed.

Family XI. LAMPYRIDÆ, p. 807.

*oo.* Visible ventral segments five or six, none with light-giving power; fourth joint of tarsi entire; elytra more or less truncate and widest near their tips; length less than 6 mm.

Family XII. MALACHIDÆ, p. 839.

### Family XXXV. DASYLLIDÆ.

#### THE SOFT-BODIED PLANT BEETLES.

A family of small size, composed, for the most part, of small, hemispherical or oval, subconvex species of rather soft texture and dull color. They occur mostly on plants near water, though some are found on dead timber, a few in running water and others in rotten wood. The name of the typical genus, *Dasyllus*, comes from the Greek words meaning "thick" and "shaded," and probably refers to the dusky or piecous hue of many of the species, or perhaps to the shaded places along streams which they inhabit.

The most important characters possessed by the family are the widely separated, 11-jointed, more or less serrate antennæ which are inserted beneath a slight ridge immediately in front of the eyes; head sometimes prominent but usually deflexed; elytra covering the abdomen, which has five free ventral segments, the fifth rounded at tip; front coxæ transverse, either with large trochantin or none at all, the cavities widely open behind; middle coxæ smaller, subtransverse; hind coxæ transverse, nearly contiguous, dilated into a plate partly covering the thighs; tarsi 5-jointed, claws simple or pectinate.

The principal literature treating of the North American species is as follows:

*LeConte.* "Synopsis of the Atopidæ and Cyphonidæ of the United States," in Proc. Phil. Acad. Nat. Sci., VI, 1853, 350-357.

*Horn.* "Synopsis of the Dasyllidæ of the United States," in Trans. Amer. Ent. Soc., VIII, 1880, 76-114.

Only about 400 species of the family are known, 50 of which are listed from the United States. These are distributed between two subfamilies.

## KEY TO SUBFAMILIES OF DASYCILLINÆ.

- a.* Front coxæ with large and distinct trochantin; covering of body usually firm. Subfamily I. DASYCILLINÆ, p. 689.  
*aa.* Front coxæ without trochantin; covering of body usually soft and thin. Subfamily II. HELODINÆ, p. 690.

## Subfamily I. DASYCILLINÆ.

In addition to the distinct trochantin, the mandibles are more prominent than in the Helodinæ; tibiæ never bicarinate on outer side and bearing smaller spurs. The following genera are perhaps represented in the State:

## KEY TO INDIANA GENERA OF DASYCILLINÆ.

- a.* Hind coxæ narrowly separated; lower face prolonged, concealing the mandibles and most of the labrum.  
*b.* Antennæ slender, elongate, joints 2 3 4 very short, subequal, together not longer than fifth. MACROPOGON.  
*bb.* Antennæ subserrate, joints 2 and 3 only short, together equal to fourth. I. EURYPOGON.  
*aa.* Hind coxæ contiguous; lower face short, labrum and mandibles visible.  
*c.* Claws pectinate; thorax acutely margined. ODONTONYX.  
*cc.* Claws simple; thorax not acutely margined; middle coxæ not more widely separated than the front ones. ANCHYTARSUS.

*Macropogon rufipes* Horn, oblong, piceous, legs and antennæ reddish-brown, length 5.5 mm., is recorded from Illinois.

## I. EURYPOGON Motsch., 1859. (Gr., "wide beard.")

Head free, slightly deflexed and received in the thorax as far as the eyes; antennæ slender, more than half the length of body, joints 4-11 slender, subequal; prosternum prolonged, meeting the mesosternum, carinate on each side. Two species are known, one of which occurs from Pennsylvania to Kansas, including Indiana.

1309 (3274). EURYPOGON XIGER Melsh., Proc. Phil. Acad. Nat. Sci., 11, 1841, 309.

Oblong, convex. Black, shining, sparsely pubescent. Thorax one-half broader than long, slightly broader at base, sides straight, surface sparsely and coarsely punctate. Elytra oblong, parallel, slightly wider than thorax, with rows of coarse, closely placed punctures; intervals much narrower than the striae, each with a row of very fine punctures. Length 4-4.5 mm.

Marshall, Vigo, Orange, Floyd and Posey counties; rare. May 30-June 23. Beaten from leaves of hickory and oak.

*Odontonyx trivittis* Germ., oblong-oval, piceous, thorax reddish-yellow with two large black spots, length 8-9 mm., occurs in the Middle States.

*Anchylarsus bicolor* Melsh., oblong-oval, piceous, femora paler, length 5-6 mm., ranges from New York to Georgia.

### Subfamily II. HELODINÆ.

Species less than 6 mm. in length, occurring on plants near water. The following genera are probably represented in the State:

#### KEY TO INDIANA GENERA OF HELODINÆ.

- a.* Tarsi with the fourth joint very small, the third lobed beneath; form more elongate; antennal joints of male with an articulated appendage. II. PTHILODACTYLA.
- aa.* Tarsi with the fourth joint as large or larger than the third; form usually oval or hemispherical.
- b.* Hind coxæ very large; form elongate-oval. III. EUCINETUS.
- bb.* Hind coxæ at most dilated on the inner side.
- c.* Front narrowed by the insertion of the antennæ; prosternum distinct before and between the front coxæ.
- d.* Tarsi slender, fourth joint smaller than third and not prolonged beneath the fifth. IV. ECTOPRIA.
- dd.* Tarsi slightly dilated, joints 2-3-4 feebly emarginate, the fourth slightly prolonged beneath the fifth. DICRANOPSELAPHUS.
- cc.* Front moderately broad; prosternum very short before and very narrow between the coxæ.
- e.* Third joint of labial palpi arising from the side of the second.
- f.* Hind femora normal; tibial spurs moderate; hind tarsi flat above and bicarinate; color usually variegated.
- g.* First joint of antennæ expanded. V. PRIONOCYTHON.
- gg.* First joint of antennæ not expanded.
- h.* Hind tarsi convex above, not carinate, third joint normally visible; color brownish-yellow. MICROCARA.
- hh.* Hind tarsi flat and bicarinate above, third joint in great part concealed by the prolonged upper edge of the second joint. VI. HELODES.
- ff.* Hind femora broad, fitted for jumping; spurs of hind tibiae long; color usually dull, uniform. VII. SCIRTES.
- cc.* Third joint of labial palpi arising from the end of the second; tarsi convex above, not carinate; color usually dull. VIII. CYPHON.

II. PTHILODACTYLA Latr. 1829. (Gr., "wing : tooth.")

Head deflexed and partially concealed from above by the thorax; antennæ of female simple, those of male with joints 4 to 10 each furnished with a slender, articulated cylindrical appendage arising from the base and as long as the joint itself; prosternum narrowly

prolonged between the front coxae; tarsal claws with a broad, rectangular tooth at base.

1310 (3386). *PELODACTYLEA SERRICOLLIS* Say, Journ. Phil. Acad. Nat. Sci., III, 1823, 186; *ibid.* II, 119.

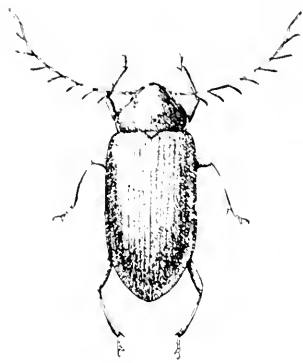


Fig. 266. Male. ♀, 5. (Original.)

Oblong-oval. Chestnut brown to piceous, moderately shining, sparsely pubescent; legs and antennae pale. Thorax viewed from above, nearly semicircular, apex slightly prolonged over head, lateral margin acute; basal margin with three small teeth opposite scutellum; surface coarsely and rather densely punctured. Elytra not wider than thorax, with striae of rather coarse punctures; intervals sparsely punctulate, scutellar stria long. Tooth of tarsal claw basal, not reaching the middle of claw. Length 1.6 mm. (Fig. 266.)

Throughout the State, frequent in the northern counties; less so in the southern portion. May 29-July 5.

Beaten from vegetation about the borders of lakes and marshes.

### III. *EUCINETUS* Germ. 1818. (Gr., "well-moving.")

Head strongly deflexed, resting on the front coxae, the front prolonged in a feeble beak; thorax short, narrowed in front; prosternum very short in front of the coxae, which are long and conical; hind coxae formed of broad oblique plates which reach the side margin of the body and cover the greater part of the first ventral segment; tarsal claws small, simple. The following species may occur within the State:

#### KEY TO INDIANA SPECIES OF *EUCINETUS*.

- a.* Elytra punctured; hind tibiae with two spurs.
- b.* Punctures rather coarse; body ovate, convex.
  - c.* Elytra substrate near the tip; color piceous. OVIFORMIS.
  - cc.* Elytra without striae except the sutural; color dull brownish-yellow. TESTACEUS.
- bb.* Punctures dense and rather fine; elytra with sutural stria only; brownish or piceous. PUNCTULATUS.
- aa.* Elytra not punctate but with fine transverse wrinkles or strigae.
  - d.* Hind tibiae with two spurs; nearly black. 1311. MORIO.
  - dd.* Hind tibiae with one long spur.
    - c.* Tips of elytra reddish; strigae very close. 1312. TERMINATUS.
    - cc.* Tips not reddish; strigae much farther apart, surface more shining. STRIGOSUS.

*E. oriformis* Lec., length 4 mm., is known from Illinois and Ohio; *E. testaceus* Lec., more slender, length 3.5 mm., is said to occur from Canada to Pennsylvania; *E. punctulatus* Lec., length 2.5 mm., is recorded from Michigan and Virginia.

1311 (3992). *EUCINETUS MORIO* Lec., Proc. Phil. Acad. Nat. Sci., VI, 1853, 357.

Elongate-oval, narrower behind, convex. Blackish-piceous, sparsely pubescent; head and thorax with a reddish tinge. Thorax wider than long, the sides strongly sloping downward, disk finely and sparsely punctulate. Elytra distinctly substriate, their surface densely transversely strigose. Sixth segment of abdomen visible in female, a small seventh segment in male. Length 2.5-3 mm.

Kosciusko and Knox counties; scarce. May 1-June 25. Taken from beneath bark and in a hard, woody, yellowish fungus on oak stumps. Narrower than *terminalis* and more acutely attenuate behind.

1312 (3993). *EUCINETUS TERMINALIS* Lec., Proc. Phil. Acad. Nat. Sci., VI, 1853, 357 (no name); List Col. N. Amer., 1865, 50.

Form and sculpture of *morio*. Piceous or black, finely pubescent; elytra with a well defined rufous spot at tip; antennæ and legs pale. Head and thorax finely and sparsely punctate. Length 2.5-3 mm.

Lake and Marion counties; rare. April 10-May 28. One specimen was taken from beneath a log close to a dead shrew. It leaped like a flea very rapidly several times in succession, then buried itself in the dirt.

*E. strigosus* Lec., black, legs and antennæ reddish-brown, length 2.5 mm., is recorded from Ohio.

#### IV. *Ectopria* Lec. 1853. (Gr., "outside" to make a harsh sound.)

Head small, nearly vertical, received in the thorax as far as the eyes, which are partly concealed; antennæ half the length of body, distinctly serrate in the male; tarsal claws with a broad basal tooth in both sexes, those of male bifid at tip. One species is known from the eastern United States and Indiana.

1313 (3995). *ECTOPRIA NERVOSA* Melsh., Proc. Phil. Acad. Nat. Sci., 11, 1844, 222.

Oval, broadest behind the middle, moderately convex, sparsely pubescent. Color variable, usually piceous; thorax often with pale lateral margins; elytra of female often paler than thorax and with three dark lines which unite before the apex. Thorax twice as wide as long, much narrowed in front; apex truncate, half as wide as base, hind angles subacute;



surface finely and sparsely punctate. Elytra not wider at base than thorax, gradually broader to apical third, surface sparsely punctate. Length 3.5 mm.

Vigo County; rare. June 19. Beaten from foliage in low ground.

*Dicranopsclaphus variegatus* Horn, broadly oval, brownish, thorax darker, elytra clouded, length 3 mm., is recorded from Illinois.

#### V. PRIONOCYPHON Redt. 1858. (Gr. "a saw-bent.")

Head deflexed; antennae slender, longer than half the body. Prosternum very short in front of coxae, prolonged in a slender plate between them; hind coxae suddenly dilated into an oval plate on inner side; tarsal claws simple.

1314 (3998). PRIONOCYPHON DISCOIDEUS Say, Journ. Phil. Acad. Nat. Sci., V, 1825, 161; *ibid.* 11, 272.

Oval, slightly oblong, moderately convex. Yellow; elytra with a large discal black spot of variable size, sometimes covering three-fourths of the surface. Antennae yellow, those of the males bipectinate, joints 4 to 10, each being furnished with a cylindrical appendage on each side at base, this longer than the joint itself (Fig. 3, No. 3). Thorax short, transverse, very little narrowed in front, base bisinuate, surface sparsely punctulate. Elytra coarsely and rather densely punctate. Length 3.5-4.5 mm.

Orange, Perry and Posey counties; rare. May 12-June 1. Taken by beating foliage, and at electric light.

*Microcera explanata* Lee., elongate-oval, brownish-yellow, length 5-5.5 mm., is known from Canada and Michigan.

#### VI. HELODES Payk. 1798. (Gr. "marshy.")

Head deflexed, usually concealed from above by the prolonged thorax; antennae slender, first joint oval, second round, scarcely half the size of first; third minute, fourth as long as the preceding three; 5 to 11 equal, a little shorter than the fourth. Prosternum not prolonged between the coxae, which are prominent and contiguous; second joint of tarsi with two dentiform projections which nearly conceal the small third joint; claws simple. Two species have been taken in Indiana, while another perhaps occurs.

#### KEY TO INDIANA SPECIES OF HELODES.

- a.* Form oval, longer than broad.
- b.* Elytra yellow with two black spots on each. 1315. PULCHELLA.
- bb.* Elytra entirely black. FUSCIPENNIS.
- aa.* Broadly ovate, nearly as broad as long; elytra entirely black. 1316. THORACICA.

1315 (1003). *HELODES PUTEHELLA* Guér., Spec. et Icon., III, 1845, 13.

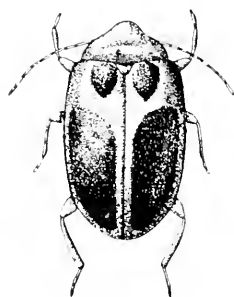


Fig. 267. × 7. (Original.)

Elliptical, finely pubescent. Yellow; elytra each with an oval basal piceous spot, and another much larger, reaching from before the middle to apex. Thorax semicircular, base bisinuate, entire margin slightly reflexed, disk sparsely and finely punctate. Elytra rather densely punctured. Length 3.5-5 mm. (Fig. 267.)

Orange, Posey and Crawford counties; scarce. April 18-June 1. Eight or ten specimens were secured on the former date by sifting the rotten debris from the center of an old oak stump.

*H. fuscipennis* Guér., yellow, elytra black or piceous, length 4.5-5 mm., ranges from Pennsylvania to Texas.

1316 (1005). *HELODES THORACICA* Guér., *loc. cit.*, p. 14.

Broadly oval, nearly as broad as long. Black, thorax and antennae yellow; body beneath and femora piceous, tibiae and tarsi paler. Thorax as in *putchella*. Elytra not densely punctured. Last ventral segment of male emarginate. Length 2.5-3.5 mm. (Fig. 268.)

Marshall and Vigo counties; rare. June 10-September 28.

VII. *SCIRTES* Hlig., 1807. (Gr., "a dancer.")

Head deflexed; antennae slender, half as long as body; prosternum short, not prolonged between the coxae, which are prominent and contiguous; hind coxae suddenly dilated on inner side into a small plate; hind femora oval, very much enlarged, the tibiae with one long and a shorter spur; tarsi with fourth joint bilobed, the first joint of the hind ones as long as the other joints combined.

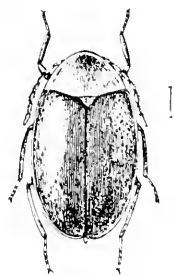


Fig. 268.

1317 (1006). *SCIRTES ORBICULATUS* Fab., Syst. Eleut., I, 1801, 503.

Broadly oval, sparsely pubescent. Black or piceous, shining; elytra with an oblong-oval reddish-yellow spot on middle of suture; thorax with sides usually broadly reddish-yellow; femora piceous, tibiae, tarsi and antennae paler. Head and thorax sparsely, elytra more densely and coarsely punctate. Length 2.5-3 mm.

Stearns County; rare. Beaten from plants near margin of water in Clear Lake. June 17.

1318 (1007). *SCIRTES TIBIALIS* Guér., Spec. et Icon., III, 1845, 3.

Broadly oval. Uniform piceous or nearly black, moderately shining, sparsely pubescent; antennae, tibiae and tarsi paler. Head and thorax nearly smooth. Elytra rather densely punctulate. Length 3-3.5 mm.

Common on vegetation about the borders of lakes and marshes in

the northern half of the State; taken only in Knox County in the southern portion. June 3 August 31.

VIII. *Cyphox* Payk. 1798. (Gr., "bent or sloping.")

The species of this genus are distinguished from those of *Helodes* only by having the third joint of the labial palpi arising from the end instead of the side of the second. Five species are known from the State.

KEY TO INDIANA SPECIES OF *CYPHOX*.

- a.* Joints 2 and 3 of antennae short, their united length less than that of the fourth.
- b.* Form oblong, subparallel; thorax reddish yellow, with the center of disk pieceous. 1319. *RUFICOLLIS*.
- bb.* Form oval, moderately robust; thorax and elytra uniform pieceous. 1320. *OBSCURUS*.
- aa.* Joints two and three of antennae together always longer than the fourth, the third a little longer and more slender than the second.
- c.* Bicolored, thorax reddish-yellow; elytra pieceous or black; sides of thorax flattened. 1321. *COLLARIS*.
- cc.* Thorax and elytra of the same color, the sides of the former not or very feebly flattened.
- d.* Thorax more densely punctured at the sides than middle; color usually pale brown. 1322. *VARIABLES*.
- dd.* Thorax not more densely punctured at the sides; color pieceous, the tips of elytra yellow. 1323. *PALM*.

1319 (1010). *CYPHOX RUFICOLLIS* Say, Journ. Phil. Acad. Nat. Sci., V, 1825, 162; *ibid.*, II, 273.

Oblong-oval. Pieceous, finely pubescent; thorax reddish with a pieceous spot on disk, rarely wholly pieceous or wholly yellow; three basal joints of antennae pale; the second and third short, together scarcely longer than half the fourth, the third much shorter than second. Thorax nearly three times as wide as long, slightly narrowed in front, base bisinuate; surface sparsely punctate, more coarsely near the sides. Elytra slightly wider than thorax, coarsely and rather densely punctured. Length 3.5-4 mm.

Throughout the State; frequent. April 4-July 6. Taken by beating leaves of shrubs and trees.

1320 (1014). *CYPHOX OBSCURUS* Guer., Spec. et Icon., III, 1815, 1.

Ovate, moderately convex, sparsely pubescent. Black or pieceous, shining. Antennae, tibiae and tarsi usually entirely pale, the former sometimes with terminal joints darker. Thorax nearly three times as wide as long, front angles distinct, side margin gradually sloping downward; surface sparsely punctate. Elytra vaguely tricostate, not very densely punctate. Length 3-3.5 mm.

Steuben, Kosciusko and Wayne counties; scarce. May 25 August 21. Swept from grass in low ground.

1321 (4015). *CYPHOX COLLARIS* Guer., Spec. et Icon., III, 1815, 4.

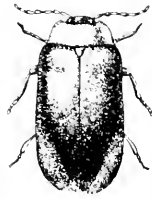


Fig. 269. X 6.  
(Original.)

Oblong-oval. Piceous black, shining, finely pubescent; thorax, tibiæ, tarsi and base of antennæ reddish-yellow. Thorax nearly three times as wide as long, front angles rounded, sides distinctly flattened, especially towards the hind angles, which are rectangular; surface sparsely and finely punctate. Elytra one-third wider than thorax, surface rather coarsely and moderately densely punctate. Females with a large oval flattened or slightly depressed space behind the scutellum, which is very feebly punctured. Length 3.5-4 mm. (Fig. 269.)

Stenben, Marshall and Orange counties; scarce. June 2-July 6. Taken by sweeping herbage at edges of woods and by beating limbs of tamarack. Resembles *ruficollis* closely, but with basal joints of antennæ longer and never with central black spot on thorax.

1322 (4016). *CYPHOX VARIABILIS* Thumb., Mus. Ups., IV, 51.

Oval, slightly oblong, moderately convex, pubescent. Color uniform but variable from piceous to pale brown or dull yellow. Antennæ slightly longer than half the body, the outer joints darker. Thorax twice as wide as long, margin not flattened. Elytra a little wider than thorax, about a third longer than wide, surface rather finely and densely punctured. Length 2.5-3.5 mm.

Throughout the State; common in the northern half; much less so in the southern portion. April 8-September 19.

1323 (4017). *CYPHOX PAVI* Linn., Syst. Nat., II, 1766, 588.

Ovate, moderately convex, finely pubescent. Piceous or black; elytra with the tip yellow, the spot sometimes well defined, often extending forward in an irregular stripe; antennæ piceous, the basal joints pale; femora piceous, tibiæ pale. Thorax more than twice as wide as long, slightly narrowed in front, surface everywhere very finely and sparsely punctate. Elytra wider than the thorax at base, rather densely punctate, very sparsely pubescent. Length 2 mm.

Lake, Stenben, Knox and Vanderburgh counties; scarce. May 25-August 12. Known by its small size, nearly smooth thorax and yellow tips of elytra. Those from the northern counties were beaten from the flowers of the tall swamp huckleberry.

## Family XXXVI. RHIPICERIDÆ.

### THE CEDAR BEETLES.

This is a family comprising only two genera and five species, all of medium or large size, elongate form and black or chestnut-brown in color. They are found on plants, the species of *Sandalus* especially on cedars. The name of the typical genus *Rhipiceræ* is derived from two Greek words meaning "a fan" and "horn," the antennæ of certain males having long, flat processes, which fold like a fan.

The members of the family are mainly characterized by having the antennae 11-jointed, inserted before and on the inner side of the eyes, serrate in the females and with fan-like processes (labellate) in the males of *Sandalus*; elytra covering the abdomen, which has five free ventral segments; front and middle coxae conical, prominent, the former with large trochantins; hind coxae transverse, dilated into a small plate partly covering the thighs; tarsi 5-jointed, claws simple, each pair with a long, hairy pad or cushion (onychium) between them.

The only literature dealing with the North American species is as follows:

*Haldeman*.—"Observations on the Genus *Sandalus*," in *Proc. Phil. Acad. Nat. Sci.*, VI, 1853, 362.

*Horn*.—"Notes on Rhipiceridae," in *Trans. Amer. Entom. Soc.*, IX, 1881, 85-86.

KEY TO GENERA OF RHIPICERIDÆ.

- a.* Joints of tarsi not lobed; antennae moderately long, serrate in both sexes. I. ZENOA.
- aa.* Joints of tarsi lobed; antennae short, serrate in the female, labellate in the males. II. SANDALUS.

I. ZENOA Say, 1835. (Gr., "a stoic.")

In addition to the characters above mentioned this genus may be known from *Sandalus* by having the mandibles much smaller, emarginate or bifid at tip; the side pieces of metathorax much narrower, the epinera not visible. One species occurs in the eastern United States.

1321 (4020). ZENOA PICEA Beauv., *Ins. Africa and America*, 1805, 7.

Elongate-oblong. Uniform dark reddish-or blackish-brown. Antennae reaching to or slightly beyond the base of thorax, the joints wide, serrate on the inner side. Thorax one-third wider than long, front and hind angles prominent; disk with a small rounded impression on each side of the middle and another much larger irregular one at base; surface finely and evenly punctate. Elytra each with four raised lines, the first uniting with the second on apical third, the others uniting near apex; intervals between the lines marked with large, more or less confluent punctures; a short, oblique raised line on each side of scutellum. Length 11-15 mm. (Fig. 270.)

Vigo, Putnam and Posey counties; scarce. May 2-August 3. Occurs beneath logs and bark in dry upland woods.



Fig. 270. (After Horn.)

## II. SANDALUS Knoch, 1801. (Gr., "slipper or sandal.")

Mandibles large, stout, prominent and toothed on the inner side near base; antennæ but little longer than head; metasternum short, with wide side pieces and large epimera. Four species are known, two from Indiana.

## KEY TO INDIANA SPECIES OF SANDALUS.

- a.* Thorax obtusely subangulate behind the middle; elytra but little wider than thorax. 1325. PETROPHYCUS.  
*aa.* Thorax regularly conical; elytra distinctly wider than thorax. 1326. NIGER.

1325 (4021). SANDALUS PETROPHYCUS Knoch., *Nene Beytr.*, 1801, 131.

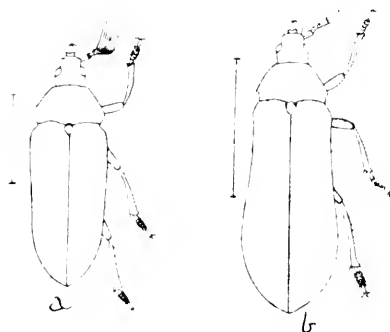


Fig. 271. *a.*, male; *b.*, female. (After Horn.)

Elongate, subconvex. Dark chestnut brown to black. Thorax about twice as wide as long; sides with distinct, rather sharp edges, subangulate on basal third; surface densely punctate with fine and numerous coarse punctures intermingled; median dorsal line fine, slightly impressed. Elytra each with three faint costæ or raised lines; intervals very coarsely and reticulate-punctured. Male one-third or more smaller than female and with the elytra narrowing, instead of

slightly widened behind the middle, as in the latter sex. Length 12-17 mm. (Fig. 271.)

Marion and Putnam counties; rare. May 31-August 2. Occurs beneath bark or on trunks of trees near clumps of red cedars. Ranges from Pennsylvania to Illinois.

1326 (4023). SANDALUS NIGER Knoch., *loc. cit.*, p. 110.

Elongate, convex. Black, somewhat shining. Thorax conical, much narrowed in front; base bisinuate, sides rounded without distinct edges; median dorsal line distinct; disk with a basal and two lateral impressions, finely and densely punctulate with very few coarser punctures intermingled. Elytra nearly twice as wide as thorax, the costæ very faint or obsolete; punctured as in *petrophycus*. Length 21-24 mm.

Marion, Putnam and Posey counties; scarce. Occurs on cedar or beneath cover in their vicinity; also on the lower trunks or about the roots of ash trees in late summer. July 14-October 1.

## Family XXXVII. ELATERIDÆ.

CLICK BEETLES. SPRING BEETLES. SNAPPING BUGS. SETBACKS.

Every country boy in Indiana has found beneath the bark of logs or stumps either a big grayish-black beetle an inch or more in length, or smaller, slender brown ones, which feign death when first picked up, but, when placed on their backs, after a few seconds give a click, and spring several inches into the air, turn over in their descent, alight on their feet and crawl rapidly away. These beetles are typical representatives of the great family Elateridæ. This power of springing into the air when placed on the back is effected by bending back the head and thorax, thus bringing the prosternal spine to and slightly above the front edge of a cavity in the mesosternum (Fig. 272, *c*), and at the same time raising the base of elytra slightly above the surface upon which the beetle is resting; then by suddenly relaxing the muscles the spine descends with force into the cavity, causing the base of elytra to strike violently against the supporting surface, and by their elasticity the whole body is propelled upwards. To bring about the motion in the manner indicated there must be a loose articulation, so as to give free movement between the pro- and mesosternum, and this character is a prominent one in the majority of the genera of Elateridæ. The hind angles of the thorax are prolonged backward into a point so as to embrace the base of the elytra, and as the bases of the thorax and elytra slope downwards toward each other, a slight separation between them is sufficient to permit the freedom of motion necessary to the upward movement.

The great majority of Elateridæ are small or medium in size; elongate in form, tapering more or less toward each end; dull brown or blackish in color and have the surface clothed with a fine pubescence. They occur beneath bark, logs and stones, or on the foliage of various plants, most commonly in dry upland localities. The word "*Elatæ*" means literally a "driver or hurler," and refers to the elastic power of motion possessed by these beetles.

The principal distinguishing characters of the family are the 11-jointed, more or less serrate (rarely flabellate or pectinate) antennæ,

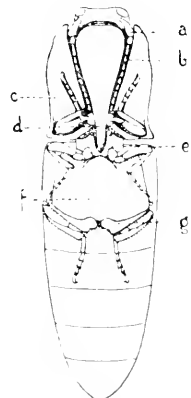


FIG. 272.

- a*, antenna in repose;
- b*, antennal groove;
- c*, tarsal groove;
- d*, prosternal spine;
- e*, mesosternal cavity;
- f*, metasternum;
- g*, hind coxal plates.

(Original.)

which are inserted in grooves on, or under the margin of the front; the frequently retracted, sometimes advanced head; elytra covering the abdomen, which has five free ventral segments; prosternum long, usually lobed in front, prolonged behind into an acute spine moving in the mesosternum, the latter short, with a cavity in the middle for the reception of the prosternal spine (Fig. 272, *d* and *c*); front coxæ small rounded, without trochantins, the cavities open behind; middle coxæ small, rounded with distinct trochantins; hind coxæ transverse, oblique, contiguous, dilated (except rarely) into a plate covering in part or entirely the thighs (Fig. 272, *g*); tarsi 5-jointed, simple or lobed beneath; claws simple, toothed or pectinated.

All the species of Elateridæ are vegetable feeders, and are hence to be classed as injurious, though many of them feed upon the juices of rotten wood. The larvæ are long, narrow, worm-like crea-



Fig. 273. (After Forbes.)

tures, very even in width and with a hard, brownish or yellowish-white body covering. (Fig. 273.) They

are commonly known as "wire-worms," and those species which live in the ground feed upon seeds and the roots of grasses and grain, and often do much damage, especially to sprouting corn and other cereal crops. Working as they do beneath the surface of the ground, they are exceedingly difficult to destroy. In many of the more injurious species the larva requires several years to complete its growth, and when full grown usually changes in late summer into a pupa in a little cell in the ground. Either the pupa or adult beetle remains in this cell until spring, and it has been found that much can be done towards keeping them in check by fall plowing, which breaks up these cells and exposes the pupæ or young adults to the rigors of winter.

About 7,000 species of Elateridæ are known, more than 560 being listed from the United States.

On account of the large size of the family and the strong general resemblance of many of the species, their classification is very difficult, especially to beginners. The genera belonging to the principal subfamily, the Elaterinae, have, for the most part, been treated in special synopses or monographs, which will be mentioned under the proper generic headings. The principal works dealing with the family or the other subfamilies of the North American forms are as follows:

*LeConte*.—"Synopsis of the Eucnemides of Temperate North America," in *Proc. Phil. Acad. Nat. Sci.*, VI, 1852, 45-49.



*LeConte.* "Revision of the Elateridae of the United States," *in* Trans. Amer. Philos. Soc., X, 1853, 405-508.

*Horn.* "A Monograph of the Species of the Subfamilies Eucneminae, Cerophytinae and Perothopinae inhabiting the United States," *in* Trans. Amer. Entom. Soc., XIII, 1886, 5-58.

For convenience the family is first divided into subfamilies, and these, in turn, into tribes and genera. Of the five subfamilies recognized, representatives of three have been taken in Indiana, while those of a fourth perhaps occur.

KEY TO INDIANA SUBFAMILIES OF ELATERIDÆ.

- a.* Hind coxæ dilated into plates which cover in part or entirely the thighs; trochanters of middle and hind legs very small.  
*b.* Labrum concealed; antennæ somewhat distant from the eyes, their insertion narrowing the front.  
 Subfamily I. EUCNEMINÆ, p. 701.
- bb.* Labrum visible.  
*c.* Labrum free; antennæ arising near the eyes under the frontal margin.  
 Subfamily II. ELATERINÆ, p. 713.
- cc.* Labrum transverse, connate with the front; ventral segments five; claws serrate.  
 Subfamily III. PEROTHOPINÆ, p. 772.
- aa.* Hind coxæ not dilated into plates; trochanters of middle and hind legs very long; labrum short, transverse, connate with the clypeus; tarsal claws serrate.  
 Subfamily IV. CEROPHYTINÆ, p. 773.

Subfamily I. EUCNEMINÆ.

Head convex, deflexed, and resting against the sternum in repose; labrum absent or very slightly visible; antennæ inserted upon the front at the inner extremity of transverse grooves; prosternum movable, but less so than in the Elaterinae, without a lobe in front. The majority of the species are rare, and the larvæ have a striking resemblance to those of the family Buprestidæ, both in form and habits, being abruptly enlarged in front, and usually occurring in wood which has just begun to decay. Representatives of twelve of the 22 genera are known from Indiana, while those of four others perhaps occur.

KEY TO INDIANA GENERA OF EUCNEMINÆ.

- a.* Last joint of maxillary palpi acute; prosternal sutures and side margin parallel; bases of antennæ moderately distant.  
*b.* Tibiæ broad, compressed; length 6-8 mm. I. MLLASIS.  
*bb.* Tibiæ slender; length 4-7 mm. II. TILAGORS.
- aa.* Last joint of maxillary palpi dilated; prosternal sutures and margin converging; bases of antennæ close together.

- c.* Under side of thorax with antennal grooves usually sharply limited, and close to the lateral margin.
- d.* Prosternal sutures strongly curved; length 6-9 mm. III. STETHOX.
- dd.* Prosternal sutures straight.
- e.* Antennal grooves continuing directly from the thorax to the head.
- f.* Metasternum with a fine groove, limited by finely elevated lines, prolonged backward from the outer side of the middle coxæ; length 6 mm. EUCNEMIS.
- ff.* Metasternum without groove.
- g.* Antennal grooves of thorax wide, usually wider behind; length 3-5 mm. IV. DELTOMETOPUS.
- gg.* Antennal grooves narrow, not wider behind; length 5.5-8.5 mm. V. DROMEOLEUS.
- cc.* Antennal grooves more or less interrupted by the eyes; antennæ slender; fourth joint of tarsi emarginate and slightly lobed beneath; length 7-17 mm. VI. FORNAX.
- cc.* Under side of thorax without *marginal* antennal grooves.
- h.* Antennal grooves present on under side of thorax close to suture; side margin of thorax formed by two finely elevated lines, the one starting from the front margin and prolonged backward, the other from the hind angles becoming inferior.
- i.* Antennal grooves near the suture very short, merely slightly indicated in front; length 3.5-4 mm. ADELOTHYREUS.
- ii.* Antennal grooves near the suture entire; length 3-6 mm.
- j.* Second joint of antennæ alone small. VII. MICROBLAGUS.
- jj.* Joints two and three of antennæ small, moniliform. EXTOMOPHTHALMUS.
- hh.* Under side of thorax without antennal grooves; side margin of thorax single or sometimes nearly obsolete.
- k.* Hind coxal plates either parallel or wider on the outer side.
- l.* Antennæ slender, filiform, the third joint much longer than second; length 8-9 mm. VIII. HYLOCHARES.
- ll.* Antennæ biserrate in the female, bipectinate in male; length 6.5 mm. SARPEDON.
- kk.* Hind coxal plates narrower on the outer side.
- m.* Mandibles stout, rugose.
- a.* Last ventral segment prolonged in a point; length 6-9 mm. IX. NEMATODES.
- nn.* Last ventral segment obtuse at tip; length 4-5.5 mm. X. HYPOCELUS.
- mm.* Mandibles slender, not rugose; side margins of thorax distinct.
- o.* Clypeus very deeply sinuate each side, so as to appear trilobed; length 8 mm. XI. SCHIZOPHILUS.
- oo.* Clypeus regularly curved in front; coxal plates gradually broader on inner side; last three joints of antennæ abruptly longer; length 9.5-11 mm. XII. PILLEGON.

## I. MELASIS Oliv. 1790. (Gr., "black.")

Elongate, cylindrical beetles having the antennae distinctly pectinate in male, feebly so in female; prosternal sutures distant and parallel; no antennal grooves on under side of thorax; hind coxal plates very broad on inner side, narrow externally; last ventral segment prolonged, with a slight elevation before the apex. One of the two known species occurs in Indiana.

1327 (4025). MELASIS PECTINICORNIS Melsh., Proc. Phil. Acad. Nat. Sci., II, 1841, 118.

Elongate, subcylindrical. Piceous or black, opaque; sparsely clothed with very short grayish pubescence; antennae reddish-brown, barely reaching middle of thorax. Thorax broader than long, slightly narrowed behind; sides rather deeply sinuate in front of hind angles, which are acute and divergent, male; or faintly sinuate, the angles not divergent, female; disk with a distinct median impressed line, coarsely punctured and with elevated granules. Elytra slightly narrowing behind the middle, the tips acute; surface with rather deep, punctured striae; intervals slightly convex, granulate and rugose. Length 6-8 mm.

Posey County; scarce. April 9-April 15. Emerging from bark of standing beech on the former date; beneath bark of soft maple on latter. Occurs from Pennsylvania to Texas, but usually rare.

## II. THAROPS Cast. 1835. (A mythological name.)

This genus comprises two small species, one of which was described by Say from Indiana.

1328 (4027). THAROPS RUFICORNIS Say, Journ. Phil. Acad. Nat. Sci., III, 1823, 166; *ibid.* II, 107, 626.

Subcylindrical, slender, slightly narrowed behind the middle. Piceous black; elytra usually with an elongate, triangular sutural yellowish space. Antennae and legs reddish-brown, the former not passing the hind angles of thorax; those of male with joints 4 to 10 each furnished with a branch as long as the entire antennae, eleventh joint as long as the branch of the tenth, but stouter. Thorax longer than wide, sides nearly parallel, hind angles short; disk moderately convex, rather densely punctured. Elytra striate, rather densely and roughly punctured. Last ventral segment acute at tip. Length 4-7 mm. (Fig. 274.)

Kosciusko, Lawrence, Dubois and Perry counties; scarce. May 12-June 20. Occurs on beech and soft maple. Say, after describing this species from Arkansas, found other specimens near New Harmony, Posey County, and re-

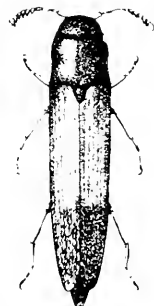


Fig. 274. Female.  $\times 6$ .  
(Original.)

described it under the name of *Eucnemis obliquus*. The males are rare, but three of the 21 specimens taken being of that sex.

### III. STETHON Lec. 1866. (Gr., "breast.")

Medium-sized cylindrical species, having the head convex, deeply inserted in thorax; antennæ reaching base of elytra, their grooves deep, narrow, marginal, closed behind; last ventral segment more or less prolonged at apex.

1329 (4029). STETHON PECTOROSUS Lec., Proc. Phil. Acad. Nat. Sci., 1866, 386.

Cylindrical, robust, slightly narrower behind the middle. Uniform brown or piceous, subopaque. Antennæ flattened, first joint stout, as long as the next three; joints 4 to 10 gradually very little shorter. Head coarsely and densely punctured. Thorax slightly longer than wide, sides curved in front, straight and parallel behind the middle, hind angles obtuse; disk strongly convex, densely and rather rugosely punctured. Elytra striate; intervals convex, densely and roughly punctured. Hind tarsi with the first joint as long as the next four. Length 6.9 mm.

Posey and Crawford counties; rare. June 4–July 1. Occurs beneath bark of hickory. Known from Ohio, Illinois and Missouri.

*Eucnemis americana* Horn, oblong, piceous-black, antennæ and legs brownish, is known from Kentucky and Ohio.

### IV. DELTOMETOPUS Boey. 1871. (Gr., "triangle + forehead.")

Small, slender-bodied, black species, having the elytra gradually narrower to apex and first joint of hind tarsi as long as the next three. One of the two species has been taken in the State, while the other doubtless occurs.

1330 (4030). DELTOMETOPUS AMONICORNIS Say, Trans. Amer. Phil. Soc., VI, 1836, 189; *ibid.* II, 628.

Elongate, moderately convex. Piceous, feebly shining, sparsely clothed with grayish pubescence; legs and two basal joints of antennæ reddish-brown. Antennæ not quite as long as half the body; joints 5–10 pectinate in male, serrate in female, the groove distinctly wider behind the middle. Thorax a little wider than long, narrower in front; sides straight, male, or widest behind the apex with sides in front curved, female; disk convex, rather densely punctate. Elytra striate, intervals slightly convex, rather densely rugosely punctate. Length 3.45 mm.

Throughout the State; scarce. June 5–July 25. Beaten from vegetation; more frequently in damp localities.

*D. rufipes* Melsk., brown or piceous, antennæ longer than half the body, male, filiform in both sexes, length 3.5–5.5 mm., is recorded from Canada and Ohio.

## V. DROMEOLOUS Kies. 1858. (Gr., "to run.")

Antennae filiform or very feebly serrate; head convex, deeply inserted in the thorax; mandibles robust, the exposed surface large and rugose; antennal grooves deep, sharply limited, open behind. One species has been taken in the State, while two others perhaps occur.

## KEY TO INDIANA SPECIES OF DROMEOLOUS.

- a.* Clypeus at base half as broad as the apical margin; body above black.  
*b.* Elytra faintly striate; abdomen rather densely and finely punctured; pubescence conspicuous. HARRINGTONI.  
*bb.* Elytra without striae; abdomen coarsely punctured; pubescence very sparse. 1331. CYLINDRICOLLIS.  
*aa.* Clypeus at base very narrow; color above picceous; antennae half as long as body; elytra not striate. PUSILLUS.

*D. harringtoni* Horn, elongate, length 5.5-6 mm., is recorded from Ohio; *D. pusillus* Horn, oblong, length 3.5 mm., was described from northern Illinois and Texas.

1331 (4033). DROMEOLOUS CYLINDRICOLLIS Say, Trans. Amer. Phil. Soc., VI, 1835, 188; *ibid.* II, 627.

Elongate, moderately convex, slightly narrower behind the middle. Black, shining, sparsely clothed with inconspicuous yellow hairs. Antennae picceous, subserrate, not extending beyond hind angles of thorax. Head coarsely and deeply punctured. Thorax longer than wide, sides straight and parallel behind the middle, obliquely converging on apical third; median line deeply impressed on basal third; surface rather densely punctate on sides, less so at middle. Elytra without striae, except the sutural, which extends two-thirds from apex to base; surface rather coarsely but not very densely punctured. Length 7-8.5 mm.

Kosciusko and Posey counties; rare. June 11-August 11.

## VI. FORNAX Lap. 1835. (L., "a furnace.")

Beetles of small or medium size, having the head convex, deeply inserted; prosternal sutures distinct, slightly divergent; antennal grooves deep, sharply limited on each side; elytra striate; last ventral segment obtuse; hind tarsi with the first joint as long as the others combined, the fourth broader, excavated above and slightly lobed beneath. Three species have been taken in Indiana, while two others probably occur.

## KEY TO INDIANA SPECIES OF FORNAX.

- a.* Second joint of antennae as long, or very nearly as long as fourth.  
*b.* Color pale chestnut brown; front without trace of carina between the eyes. BADIUS.

*bb.* Color piceous; front with a transverse carina between the eyes.

1332. HORNII.

*aa.* Second joint of antennæ small, not half as long as fourth.

*c.* Size smaller, not over 6 mm.; front with a distinct transverse carina between the eyes; color piceous.

1333. CALCEATUS.

*cc.* Size larger, 10 or more mm.; carina wanting.

*d.* Joints 4 to 8 of antennæ serrate, the last three more slender and not serrate.

MOLESTUS.

*dd.* Joints 4 to 10 serrate, the last joint alone slender.

1334. ORCHESIDES.

*F. badius* Melsh., length 8–11 mm., is said to occur from Pennsylvania to Illinois; *F. molestus* Bonv., dark reddish-brown, length 13 mm., is recorded from Cincinnati.

1332 (4042). FORNAX HORNII Bonv., Ecn., 1875, 891.

Elongate-oblong, rather robust. Dark chestnut brown to piceous, feebly shining, the thorax usually darker than elytra. Antennæ feebly serrate, a little longer than head and thorax, which are coarsely and densely punctured. Base of clypeus less than a third the width of its apex and less than half the distance to the eyes. Thorax as long as wide, sides parallel on basal half, arcuate and narrowing in front of middle. Elytra striate, faintly at middle, more deeply at sides, densely and subrugosely punctate. Hind coxal plates abruptly broader at middle. Length 7–8 mm.

Marion and Posey counties; scarce. May 1–May 18. Occurs in half rotten wood of elm and other logs. Resembles *calceatus* but more robust, with larger second joint of antennæ and more abruptly dilated hind coxal plates.

1333 (4041). FORNAX CALCEATUS Say, Trans. Amer. Phil. Soc., VI, 1836, 188; *ibid.* II, 626.

Oblong, moderately convex. Dark brown or piceous, feebly shining, sparsely pubescent with yellow hairs. Antennæ nearly half as long as body, slender, the grooves deep and sharply limited. Head and thorax coarsely, deeply and roughly punctured; the latter longer than wide, distinctly narrower in front, sides straight behind the middle. Elytra narrowed at apical third, faintly striate, coarsely and rather densely punctate. Hind coxal plates gradually but rather widely dilated. Length 5–6 mm.

Marion and Posey counties; scarce. April 16–May 29. Beneath bark of beech and oak.

1334 (4044). FORNAX ORCHESIDES Newm., Ent. Mag., V, 1838, 384.

Oblong, moderately elongate, slightly narrower behind, convex. Dark reddish-brown to piceous, feebly shining. Antennæ slightly compressed, extending a little beyond the hind angles of thorax. Head and thorax coarsely and densely punctured; the latter as long as wide, sides feebly narrowed behind the middle, obliquely narrowed to the front on apical

half; median impression distinct on basal third, a small fovea each side of scutellum on basal margin. Elytra distinctly striate, intervals slightly convex, punctation dense, finer than on the thorax; epipleura flat, roughly punctate. Length 11-16 mm.

Wells County; rare. July 14. Collected by E. B. Williamson. Our largest species of the subfamily.

*Adclothyreus dejeani* Bonv., elongate, slender, piceous, was described from Maryland, and has been recorded from near Cincinnati.

## VII. MICRORHAGUS Esch. 1836. (Gr., "small + fissure.")

Small elongate beetles having the body sparsely clothed with short yellowish or brownish pubescence; antennæ at least one half as long as body, second joint small, third nearly as long as the next two, 4 to 10 serrate, sometimes pectinate in the male; antennal grooves entire, located near the middle of under side of thorax. Nine species are known from North America, five of which have been taken in Indiana, while two others perhaps occur. They live on dead timber, where they are to be found running about in the sunshine or resting in crevices during cloudy or stormy weather. The "posterior supplementary carina" mentioned in the key to species is a raised line beginning at the tip of the hind angles of thorax beneath, and extending forward more or less sinuously.

### KEY TO INDIANA SPECIES OF MICRORHAGUS.

- a.* Hind coxal plates parallel, not dilated near the coxæ; posterior supplementary carina nearly entire.
- b.* Prosternum prolonged and acute at tip; outer carina of antennal groove obliterated behind the middle; elytra usually reddish at base. 1335. HUMERALIS.
- bb.* Prosternum obtuse at tip; outer carina of antennal groove entire; elytra uniform black. 1336. BONVOULOIRI.
- aa.* Hind coxal plates dilated near the coxæ, narrow on the outer side.
- c.* Thorax with a fine raised line beginning on the apical margin near front angles, and extending obliquely backward, but not reaching the middle; antennæ of male not pectinate.
- d.* Posterior supplementary carina very short; outer carina of antennal groove much abbreviated behind; disk of thorax not impressed at middle. 1337. IMPERFECTUS.
- dd.* Posterior carina extending at least to the middle of thorax, sometimes longer.
- e.* Episterna of metathorax very narrow in front, broader behind.
- f.* Thorax without a carina in front of scutellum, the median line impressed on basal half. SUBSINUATUS.

- ff.* Thorax with a distinct though fine carina in front of scutellum, without median impressed line, the sides parallel or slightly wider in front. 1338. TRIANGULARIS.
- cc.* Episterna of metathorax broad and parallel; disk of thorax deeply impressed at middle. IMPRESSICOLLIS.
- cc.* Thorax with raised line reaching the middle; antennæ of male pectinate; posterior supplementary carina entirely wanting. 1339. PECTINATUS.

1335 (4049). *MICRORHAGUS HUMERALIS* Say, Trans. Amer. Phil. Soc., VI, 1836, 189; *ibid.* II, 628.

Cylindrical, moderately robust. Piceous, subopaque; elytra reddish at base; antennæ and legs reddish-brown. Antennæ half as long as body and serrate, male, shorter and not serrate, female. Thorax longer than wide, sides parallel, curved near front angles; hind angles short, carinate; disk with a faint median line, coarsely, densely and roughly punctate. Elytra vaguely striate, intervals slightly convex, surface punctured like thorax. Length 4-6 mm.

Posey County; rare. June 26. Probably throughout the State. The extent of red at base of elytra varies from a narrow space to one third or more. The front and hind margins of the thorax are often reddish.

1336 (10,029). *MICRORHAGUS BONVOULOIRI* Horn, Trans. Amer. Ent. Soc., XIII, 1886, 35.

Moderately elongate, rather slender. Piceous black, moderately shining; antennæ, tibiæ and tarsi reddish-brown. Antennæ more than half the length of body, slightly serrate in the male. Thorax as long as wide, sides parallel, rounded near the front angles, hind angles carinate; surface coarsely, densely and roughly punctured. Elytra vaguely striate, punctures as on thorax but less dense. Length 3-4.5 mm.

Kosciusko County; scarce. July 11. Smaller and more slender than *humeralis*, and with a longer thorax.

1337 (4051). *MICRORHAGUS IMPERFECTUS* Lec., Proc. Phil. Acad. Nat. Sci., VI, 1852, 48.

Elongate-oblong. Dark reddish-brown or piceous, feebly shining; antennæ and legs reddish-brown, the tarsi paler. Thorax as long as wide, sides parallel behind, curved at apical third; disk coarsely but not densely punctured, with a median impressed line on basal half. Antennal groove deep, the outer carina reaching barely more than one-half from apex to base. Elytra substriate, coarsely and rather closely punctured. Length 5-5.5 mm.

Vigo and Jefferson counties; rare. June 7-July 15. One of the two specimens at hand was taken from the leaves of milkweed. Both have a distinct rounded fovea on each side of thorax near the middle.



*M. subsinuatus* Lec., piceous or nearly black, posterior supplementary carina very long, length 3.5-5 mm., is recorded from Canada, Ohio and Virginia; *M. impressicollis* Bouv., reddish-brown, length 5.5-6.5 mm., is a southern species recorded by Dury from near Cincinnati.

1338 (4055). *MICROBLAGUS TRIANGULARIS* Say, Journ. Phil. Acad. Nat. Sci., III, 1823, 170; *ibid.* II, 110, 628.

Elongate-oblong, slender, narrower behind the middle. Piceous or black, feebly shining; antennae and legs brownish. Antennae feebly serrate, one-half, female, or three-fourths, male, the length of body. Thorax nearly as wide as long, sides straight and parallel, hind angles carinate, disk rather coarsely and densely punctured. Posterior supplementary carina reaching the middle of thorax. Elytra obsolete striate, closely and roughly punctate. Length 3-4 mm.

Kosciusko, Marion and Posey counties; scarce. May 1-July 11.

1339 (4051). *MICROBLAGUS PECTINATUS* Lec., Proc. Phil. Acad. Nat. Sci., 1866, 387.

Elongate-oblong, slightly narrowed behind the middle. Piceous, moderately shining; legs brownish, tibiae and tarsi paler. Antennae two-thirds the length of body and pectinate, male; one-half the length of body, acutely serrate, female. Thorax wider than long, sides parallel, rounded in front, hind angles finely carinate; surface rather coarsely but not densely punctured. Antennal grooves slightly wider behind, the outer carina entire, extending to hind angles of thorax. Elytra as wide at base as thorax, vaguely striate, densely and coarsely punctured. Length 4.5-5 mm.

Marion and Crawford counties; scarce. April 20-May 1. Occurs in partially rotten elm and other logs.

*Entomophthalmus rufiolus* Lec., pale reddish-brown, antennae nearly as long as body, second and third joints very small, together shorter than fourth, length 4 mm., is known from Ohio and Illinois.

#### VIII. *HYLOCHARES* Latr. 1834. (Gr., "forest + rejoice.")

Small robust species, having the antennae short, not passing hind angles of thorax, joints 4-10 equal, as broad as long; clypeus narrowed at base, trilobed in front; hind coxal plates parallel; first joint of hind tarsi as long as the next two, lobed beneath.

1340 (4067). *HYLOCHARES NIGRICOENSIS* Say, Journ. Phil. Acad. Nat. Sci., III, 1823, 165; *ibid.* II, 107.

Subcylindrical, robust. Black, feebly shining; apical and sometimes basal margins of thorax reddish. Head and thorax coarsely, densely and deeply punctured. Thorax broader than long, sides curved on apical half; disk with a deep and broad median line and an oblique impression near hind angles. Elytra deeply striate, striae coarsely punctured; intervals finely and rugosely punctate. Length 8-9 mm.

Crawford County; rare. June 5. Taken from decaying beech log. Known heretofore only from Ohio.

*Sarpedon scabrosus* Bonv., black, apical margin of thorax reddish, length 6.5 mm., is known from Canada, Tennessee and Nebraska. (Fig. 275.)

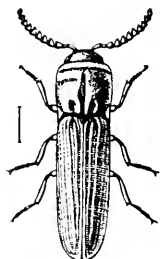


Fig. 275. *Sarpedon scabrosus* Bonv. (After Horn.)

IX. NEMATODES Latr. 1825. (Gr., "thread-like.")

Elongate, cylindrical species, having the antennæ filiform; mandibles rather broad and coarsely punctured; prosternal sutures straight; hind coxal plates widely dilated on inner side; fourth joint of tarsi excavate-emarginate and slightly lobed beneath.

KEY TO INDIANA SPECIES OF NEMATODES.

- a.* Joints 4, 5 and 6 of antennæ distinctly longer than wide, and very little shorter than the following joints. 1341. ATROPOS.
- aa.* Joints 4 and 5 small, not longer than wide, 7 to 11 equal, rather abruptly longer.
- b.* Sixth joint of antennæ not longer than fifth, distinctly shorter than the seventh; size smaller, not over 6 mm. 1342. PENETRANS.
- bb.* Sixth joint of antennæ as long as seventh, distinctly longer than fifth; size 8 or more mm. 1343. COLLARIS.

1341 (405S). NEMATODES ATROPOS Say, Trans. Amer. Phil. Soc., VI, 1836, 187; *ibid.* II, 626.

Elongate, subcylindrical. Dark brown, almost black, subopaque; antennæ and legs reddish-brown. Antennæ slightly less than half the length of body, second joint longer than fourth, third nearly equal to the next two, 4 to 11 gradually longer, each longer than wide. Thorax distinctly longer than wide, widest one-third from apex, hind angles acute; disk slightly flattened at middle, median line impressed nearly to apex, a more or less distinct fovea on each side; surface densely and rugosely punctate. Elytra gradually narrowed from base to apex, surface striate; intervals flat, densely but less coarsely punctate than thorax. Length 6.5-9 mm.

Wells County; scarce. Collected by E. B. Williamson. July 1. Described from Posey County.

1342 (4059). NEMATODES PENETRANS Lec., Proc. Phil. Acad. Nat. Sci., VI, 1852, 47

Elongate, subcylindrical, slender. Dark brown or piceous, feebly shining; antennæ and legs reddish-brown. Antennæ less than half the length of body, second joint longer than fourth, third as long as the next two, four, five and six, short; seven to eleven each as long as third. Thorax distinctly longer than wide, sides at apical third narrowing to the front, basal two-thirds straight and parallel; disk with a distinct median impression

extending two-thirds from base to apex and a subobsolete fovea on each side slightly in front of middle. Elytra distinctly striate; intervals flat, densely but not rugosely punctate. Length 6 mm.

Posey County; rare. May 27. Occurs from Canada to Georgia.

1343 (—). NEMATODES COLLARIS BOHY., Monog. Euen., 1875, 663.

Elongate, subcylindrical, moderately robust. Piceous, feebly shining; legs paler. Antennae slightly more than one-third the length of body; second and fourth joints subequal, third slightly longer, double the length of fifth; sixth to eleventh equal, slightly longer than third. Thorax and elytra nearly as in *penetrans*, the former with median line more deeply impressed and visible nearly to apex, the fovea each side deep, distinct; surface more coarsely punctate. Length 9 mm.

Posey County; rare. May 1. This species was named for me by Chas. Dury, who has taken nine of them near Cincinnati. It was not included in Horn's Monograph of the Subfamily and was described from Brazil, South America, by Bonvouloiri, who also gave "La., N. A.," as a doubtful locality. Mr. Dury identified it from a translation of the original description and his identification was afterwards verified by comparison with the type.

#### X. HYPOCÆLI'S Esch. 1836. (Gr., "beneath + hollow.")

Small oblong species having the antennae filiform; elytra striate; first joint of hind tarsi as long as the next three, the fourth joint not dilated or lobed beneath. One of the two known species was described from Indiana and the other probably occurs.

1344 (4056). HYPOCÆLUS FRONTOCUS Say, Trans. Amer. Phil. Soc., VI, 1836, 187; *ibid.* II, 625.

Oblong, slightly attenuate behind. Piceous black, antennae and legs reddish-brown. Antennae less than half the length of body, second joint shorter than fourth, third longer, fourth to tenth very gradually longer and slightly broader, eleventh oval, acute at tip, very little longer than tenth. Front of head with a distinct transverse ridge, clypeus concave. Thorax a little wider than long, median line distinctly impressed its entire length, surface very densely and rugosely punctate. Elytra distinctly striate, intervals flat, punctured as the thorax. Length 4.5-5.5 mm.

Say's types came from near New Harmony, Posey County. Dury has taken it and also the other species, *terminalis* Lec., near Cincinnati. The latter is distinguished by having the terminal joint of antennae longer than the preceding, the front with a fine longitudinal carina, clypeus flat, median thoracic line less impressed. Both species occur on dead hickory.

XI. SCHIZOPHILUS Bonv. 1875. (Gr., "cleave + love.")

The only member of this genus has the antennæ passing but slightly the base of thorax, first joint stout, second one-third as long, third one-half longer than second and nearly equal to the next two, four to ten very gradually longer and broader, 11th one-half longer than tenth and acute at tip; prosternal sutures straight, well marked; hind coxal plates broad, triangular; first joint of hind tarsus as long as the next three.

1345 (4061). SCHIZOPHILUS SUBRUFUS Rand., Bost. Jour. Nat. Hist., II, 1838, 38.

Oblong, narrow, subdepressed. Pale reddish-brown, feebly shining, sparsely pubescent. Thorax as wide as long, slightly narrowed in front, sides straight, hind angles acute, not carinate, surface coarsely and densely punctate. Elytra finely striate; intervals flat, each with two rows of rugose punctures. Length 8 mm.

A single specimen in Dury's collection from Marion County. Taken from the trunk of a beech. A rare species, known only from New York and Canada.

XII. PILEGON Lap. 1835. (A mythological name.)

Oblong brown beetles having the antennæ slightly shorter than half the body, with second joint small, third shorter than half the first and nearly as long as the next two, four to eight small, last three joints much longer and broader, the eleventh longest; antennal grooves absent; hind coxal plates very broad on inner side; tarsi slender, first joint of middle and hind pairs as long as the next three; the joints not lobed beneath. One of the two species has been taken in Indiana. The other, *P. ulkei* Horn, dark brown, with thorax parallel behind, length 9.5–10 mm., was described from Ohio.

1346 (4063). PILEGON HETEROCERUS Say, Trans. Amer. Phil. Soc., VI, 1836, 186; *ibid.* II, 624.

Oblong-elongate, more obtuse in front, gradually narrowed behind. Light reddish-brown, feebly shining. Head coarsely and densely punctured. Thorax one-third wider than long, gradually narrowed from base to apex; disk convex with a vague median line on basal half; surface rather closely but not coarsely punctate. Elytra distinctly but finely striate; intervals slightly convex, densely but more finely and roughly punctate than thorax. Length 10–11 mm.

Represented by a single specimen taken from beneath bark near Fountain, Fountain County. Described from Posey County. Known elsewhere only from Maryland and Pennsylvania and very rare in collections.

Subfamily II. **ELATERINAE.**

The click beetles belonging to this subfamily have the antennae widely separated and inserted in small pits before the eyes and under the margin of the front; head usually horizontal, with the mouth in front; mandibles small and retracted; middle coxæ with a small but distinct trochantin; tibiæ slender in all the genera. The subfamily is divided into five tribes, three of which are represented in Indiana, while a single species of another probably occurs.

## KEY TO INDIANA TRIBES OF ELATERINÆ.

- a.* Antennæ in repose received in deep grooves on the under side of thorax.  
(Fig. 272, *b.*) Tribe I. **AGRYPNINI**, p. 713.
- aa.* Antennæ not received in grooves on prosternum.
- b.* Meso- and metasterna firmly united without visible suture; size very large. Tribe II. **CHALCOLEPIDIINI**, p. 716.
- bb.* Mesosternal suture distinct.
- c.* First joint of antennæ very long. Tribe III. **HEMIRHIPINI**, p. 718.
- cc.* First joint of antennæ moderate; apex of mandibles obtuse or emarginate. Tribe IV. **ELATERINI**, p. 718.

Tribe I. **AGRYPNINI.**

Medium sized elongate-oblong, subdepressed beetles, usually occurring beneath the bark of dead trees. They are easily recognized by the distinct antennal grooves lying alongside the prosternal sutures. The base of under side of thorax is also deeply grooved for the reception of the front femora. In front of these is often an additional groove for the tarsi. When the three sets of grooves are present the prosternum presents a very remarkable sculptured appearance. (Fig. 272, *b* and *c.*) The mandibles are emarginate or toothed at tip; antennæ serrate; tarsal joints slightly dilated beneath but not lobed. Two of the four genera are represented in Indiana.

## KEY TO INDIANA GENERA OF AGRYPNINI.

- a.* Antennal grooves occupying the whole, or nearly the whole of the prosternal suture (Fig. 272, *b*); third joint of antennæ equal to the fourth. XIII. **ADELOCERA**.
- aa.* Antennal grooves much abbreviated behind; front tarsi received in grooves; third joint of antennæ smaller than fourth. XIV. **LACON**.

XIII. **ADELOCERA** Latr. 1829. (Gr., "invisible + horn.")

The principal characters of this genus have been set forth under the tribe heading and in the above key. Our species are coarsely punctured above and beneath and have a portion or all of the upper

surface covered with small oblong scale-like hairs. Five species have been taken in the State, while two others perhaps occur. For a table separating the North American species see:

*Horn.*—Trans. Amer. Ent. Soc., VII, 1879, Appendix, XIV–XV.

KEY TO INDIANA SPECIES OF ADELOCERA.

- a.* Front tarsi in repose received in grooves on the under side of the thorax. (Fig. 272, *c.*)
- b.* Tarsal grooves deep, oblique, distinctly limited, uniting behind with the antennal grooves. (Fig. 272, *b* and *c.*)
- c.* Punctures of elytra in regular rows; impression of thorax shallow. 1347. IMPRESSICOLLIS.
- cc.* Punctures of elytra dense, not in rows; impression of thorax distinct; surface of elytra irregularly spotted with brown and dull yellow scales. 1348. MARMORATA.
- bb.* Tarsal grooves feebly impressed, neither distinctly limited nor joining the antennal grooves.
- d.* Head and sides of thorax densely covered with closely appressed golden yellow scales. 1349. DISCOIDEA.
- dd.* Head and thorax without yellow scales; elytra spotted with brown and dull yellow. MACULATA.
- aa.* Tarsal grooves entirely absent.
- c.* Disk of elytra convex; thorax feebly channeled; antennal grooves long, reaching the coxæ. 1350. AVITA.
- cc.* Disk of elytra depressed; thorax broadly channeled; antennal grooves abbreviated behind.
- f.* Impression of thorax entire, extending from base to apex; hind angles divergent. 1351. OBTECTA.
- ff.* Impression of thorax limited to basal half; hind angles not divergent, compressed and feebly carinate; antennæ very short. BREVICORNIS.

1347 (4071). ADELOCERA IMPRESSICOLLIS Say, Ann. Lyc. Nat. Hist., N. Y., I, 1825, 260; *ibid.* I, 394; II, 619.

Elongate, slender, subdepressed. Dull reddish-brown, sparsely covered with short, curved yellow hairs. Thorax oblong, disk convex, with an indistinct median sulcus and two shallow foveæ each side near base, sides nearly parallel, sinuate near hind angles, which are oblique and rather short; surface densely, coarsely and deeply punctured. Elytra with regular rows of coarse, close, deep punctures. Under surface punctured like the thorax. Length 9–11.5 mm.

Southern half of State, frequent; Fulton County, scarce. April 12–November 10.

1348 (4072). ADELOCERA MARMORATA Fab., Syst. Eleut., II, 1801, 227.

Elongate, robust, rather strongly depressed. Dark reddish-brown, subopaque; sparsely covered with dull yellow scales which, on the elytra, form irregular blotches. Thorax as long as wide, disk subconvex, with a

deep median sulcus; sides nearly straight, surface densely and coarsely punctured. Elytra gradually but feebly narrowed from base to tip, densely and rather coarsely punctate. Length 15-17.5 mm.

Throughout the State; frequent. Occurs beneath bark of dead trees, usually in low, damp woods. Often gregarious. April 4-August 10. Our largest and broadest species of the genus.

\*1349 (4076). ADELOCERA DISCOIDEA Web., Obs. Ent., 1801, 77.

Oblong, subdepressed. Black, feebly shining; head and broad margin of thorax densely covered with narrow golden yellow scales. Thorax oblong, with a rather deep median sulcus; sides nearly straight, curved on apical fourth; surface, as well as that of elytra, densely and coarsely punctured. Tarsal groove long, shallow, parallel to the antennal groove. Length 8-11 mm.

Throughout the State; frequent. January 18-December 20. Hibernates beneath bark and logs; most common in April and May.

*A. maculata* Lec., black, length 13 mm., is recorded from near Cincinnati. Dury has also wrongly recorded *A. aurorata* Say from there, the specimens being *avita*. *A. brevicornis* Lec., sooty-brown, thickly and irregularly blotched with whitish scales, length 14-17 mm., is known from Michigan and Wisconsin.

1350 (4080). ADELOCERA AVITA Say, Trans. Amer. Phil. Soc., VI, 1836, 182; *ibid.* II, 620.

Elongate, slender, subconvex. Dark reddish-brown, sparsely covered with elongate yellow scales; legs and antennae paler. Thorax oblong, convex, sides sinuate in front of hind angles, thence slightly curved to apex; disk distinctly sulcate on basal half, often with a shallow rounded fovea each side near base. Elytra convex, irregularly and densely but less coarsely punctate than thorax. Length 12-14 mm.

Putnam and Crawford counties; scarce. July 1-July 2. Described from Posey County. Resembles *impressicollis* but larger, more convex, and with tarsal grooves wholly absent.

1351 (4081). ADELOCERA OBTECTA Say, Trans. Amer. Phil. Soc., VI, 1836, 181; *ibid.* II, 618.

Elongate, subdepressed. Piecous or very dark reddish-brown, with sparse, widely scattered pale scales. Thorax oblong, sides feebly curved from near hind angles to apex, margins rather broadly flattened; disk with a wide and deep median groove, hind angles rather broad and distinctly divergent. Elytra with two indistinct elevated lines on basal half, one of which extends beyond the middle; surface, as that of thorax, densely and coarsely punctured. Length 15 mm.

Steuben and Marshall counties; rare. A northern species which belongs to the Transition life zone of the State. July 6-July 30.

Readily known by the dark color, distinct ridges on each side of median groove of thorax, and absence of tarsal grooves. Known only from Maine, Vermont and Pennsylvania.

XIV. *LACON* Lap. 1836. (Gr., "short," referring to the antennal grooves.)

This genus differs from *Adelocera* by its shorter and proportionally broader form and by having the antennal grooves very much shortened behind, second and third joints of antennæ subequal and much smaller than those which follow; tarsal grooves oblique, shallow and subobsolete.

\*1352 (4085). *LACON RECTANGULARIS* Say, Ann. Lyc. Nat. Hist., I, 1825, 263; *ibid.* I, 397.

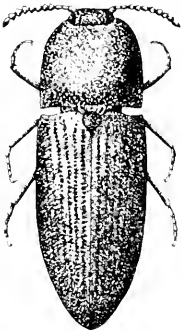


Fig. 276. - 5. (Original.)

Oblong, subdepressed. Dull sooty brown, sparsely clothed with short, suberect, stiff whitish hairs, those of the elytra in a double row on each interval. Antennæ paler, reaching only two-thirds to base of thorax; legs reddish-brown. Thorax subquadrate, convex, rapidly narrowing before the middle, hind angles rectangular, sides rounded, front margin finely crenate; disk convex, without trace of a median impressed line, densely and coarsely punctured. Elytra with rows of rather distant medium sized punctures; intervals flat, wider than the striae. Length 8-9.5 mm. (Fig. 276.)

Lake, Marion and Vigo counties; scarce, except locally in Vigo County, where it was found rather abundantly on the slope of a high sandy ridge, five miles north of Terre Haute. Here it hibernated beneath chips and chunks. January 1-December 12.

#### Tribe II. CHALCOLEPIDINI.

To this tribe belong our largest click beetles. In addition to the characters mentioned in tribal key, they have the hind coxal plates gradually dilated on inner side and strongly toothed at the insertion of thighs; mandibles with tips entire, but not prolonged; tarsi not lobed but very densely pubescent beneath and claws simple. Two genera compose the tribe, one of which is represented throughout Indiana, while the single species of the other perhaps occurs in the southern portion.



## KEY TO GENERA OF CHALCOLEPIDINI.

*a.* Thorax without large velvety black spots; scutellum obcordate; margin of elytra obsolete on basal half; antennae of male pectinate.

CHALCOLEPIDIUS.

*aa.* Thorax with two large velvety black spots on disk; scutellum oval; elytra strongly margined.

XV. ALAUS.

*Chalcolepidius viridipilis* Say, black, densely clothed with minute olive-gray scales, length 22.5 mm., occurs in the Middle and Southern States and is recorded from Cincinnati.

## XV. ALAUS Esch. 1836. (Gr., "wander.")

The characters of this genus are sufficiently set forth above. Two of the five known North American species occur in Indiana.

1353 (4093). ALAUS OCLATUS Linn., Syst. Nat., II, 1766, 651.

Elongate, subconvex. Black, shining; marked with small, irregularly disposed blotches of pale silvery scales; each side of thorax with a large rounded black eye-like spot surrounded by a ring of pale scales. Elytra distinctly striate; intervals convex, finely and sparsely punctulate. Length 28-45 mm. (Fig. 277.)

Throughout the State; frequent in the southern portion; less so in the northern counties. March 16-October 21. This is the best known member of the family in the State. The adult usually begins to occur in numbers about mid-April and is then to be found beneath the loose bark of half-rotten stumps or logs, in orchards or dry, open woodland. I once took a single male from beneath some honeycomb in a dense woods in Marion County on March 16. It was as lively as though it were midsummer, though the mercury had been far below the freezing point only two days before. The larva, when nearly full grown, is a smooth cylindrical worm nearly two and a half inches long and four-fifths of an inch wide across the middle of the body; of a creamy yellow color, with the head and one or two front segments brown and the last segment black, with a semicircular notch at end. It lives upon and in decaying wood and is often to be found in the trunks of old apple trees.



Fig. 277. (After Harris.)

1354 (4094). ALAUS MYORS Fabr., Syst. Eleut., II, 1801, 222.

Elongate, subconvex. Black, feebly shining, sparsely clothed with irregular pubescence. Thorax longer than wide, feebly convex, slightly wider in front; disk with eye-like spots narrow, elliptical, black, smaller

than in *oculatus*, their margins of grayish hairs indistinct. Elytra finely but distinctly striate, densely and finely granulate-punctate. Length 24-38 mm.

Pine, Lake County; rare, June 6. One specimen taken by Wolcott from beneath bark of pine. Common in the Southern States; rare north of the Ohio River.

#### Tribe III. HEMIRHIPINI.

This tribe is represented in the eastern United States by the single species *Hemirhipus fascicularis* Fab., a large black beetle, having the elytra dull yellow, varied with small dusky spots and densely clothed with short brown pubescence; length 19 mm. It has been taken near Cincinnati and should be looked for in southern Indiana.

#### Tribe IV. ELATERINI.

By far the larger number of our native click beetles belong to this tribe. The 38 genera which compose it differ widely in various peculiarities of structure, but all agree in having the prosternum devoid of antennal grooves; mesosternal suture distinct; side pieces of metathorax narrow and the mandibles short, never extending far beyond the labrum. In order to shorten the generic keys, the tribe is divided into two subtribes, defined as follows:

##### KEY TO SUBTRIBES OF ELATERINI.

- a.* Hind coxal plates suddenly dilated about the middle, the outer part much narrower than the inner. Subtribe A. ELATERINI, p. 718.
- aa.* Hind coxal plates gradually, sometimes scarcely, dilated on the inner side. Subtribe B. CORYMBITINI, p. 737.

#### Subtribe A. (ELATERINI.)

In addition to the suddenly dilated plates of hind coxæ, the members of this subtribe have a strong tooth at the insertion of the thighs; the prosternum lobed in front; mandibles emarginate or toothed at tips; tarsal claws very rarely serrate. Of the 19 genera composing the subtribe representatives of fourteen have been taken in Indiana, while those of one other doubtless occur.

##### KEY TO INDIANA GENERA OF ELATERINI.

- a.* Margin of the front elevated behind the labrum; size small or medium, rarely over 11 mm.
- b.* Prosternal spine truncate at apex, fitting like a wedge into the deeply cleft notch of mesosternum; scutellum heart-shaped.
- c.* Tarsi simple, not lobed beneath.
  - d.* Marginal line on side of thorax becoming inferior, not visible from above; body winged, elytra free. XVI. *CARDIOPHORUS*.

- dd.* Marginal line of thorax, strictly lateral, visible from above throughout its full length; elytra yellow, with black crossbar; length less than 5 mm. XVII. HORISTOXOYUS.
- cc.* Tarsi with fourth joint lobed beneath; length 7 mm. XVIII. ESTHESOPUS.
- bb.* Prosternal spine acute at apex; scutellum oval.
- c.* Prosternum very broad, sutures single, straight or convex on outer side.
- f.* Tarsal claws simple; tarsi of moderate length, clothed with stiff hairs.
- g.* Prosternal sutures straight, either parallel or converging very little behind the middle; side pieces of mesothorax reaching the middle coxæ; length over 5 mm. XIX. CRYPTOHYPNUS.
- gg.* Prosternal sutures curved and very evidently converging behind the middle; side pieces of mesothorax not reaching the coxæ; smaller, less than 5 mm.; elytra usually with yellow spots. XX. HYPNODUS.
- ff.* Tarsal claws with a tooth at middle; tarsi long, pubescent; uniform piceous black. XXI. OEDOSTETHIUS.
- cc.* Prosternum of moderate width, sutures double, either straight or concave on outer side.
- h.* One or more of the tarsal joints lobed beneath.
- i.* Second joint of tarsi without lobes.
- j.* Third joint alone lobed. XXII. ANCHASTUS.
- jj.* Fourth joint alone lobed. XXIII. MONOCREPIDIUS.
- ii.* Second and third joints of tarsi with long lobes; color brown; length 10 or more mm.
- k.* Mesosternum horizontal; front of head with two crests uniting above with frontal margin. XXIV. DICREPIDIUS.
- kk.* Mesosternum oblique; front of head not crested. XXV. ISCHIODONTUS.
- hh.* Tarsal joints not lobed beneath.
- l.* Prosternal sutures excavated in front; joints 1 to 4 of tarsi gradually increasing in length, ciliate beneath; color usually variegated. XXVI. ELATER.
- ll.* Prosternal sutures not excavated in front.
- m.* Third joint of antennæ longer than second. XXVII. DRASTERIUS.
- mm.* Second and third joints of antennæ small, equal. MEGAPENTHES.
- aa.* Margin of the front not elevated behind the labrum; size larger, 15 or more mm. in length.
- n.* Sides of mesosternal cavity sloping downward, not prominent; elytra black. XXVIII. LUDIUS.
- nn.* Sides of mesosternal cavity protuberant, prominent; color brown. XXIX. ORTHOSTETHIUS.

XVI. *CARDIOPHORUS* Esch. 1836. (Gr., "heart-bearing.")

Small convex species, clothed with more or less abundant, prostrate pubescence. The antennæ usually vary considerably in the two sexes, those of the male longer and with joints 3 to 10 broader in the middle than in the female; scutellum distinctly heart-shaped, emarginate at base. The North American species are treated by

*Blanchard*.—"Revision of the species of *Cardiophorus* Esch. of America North of Mexico," in *Trans. Amer. Ent. Soc.*, XVI, 1889, 1-27.

In this paper 31 species are recognized, three of which have been taken in Indiana, while two others may occur.

KEY TO INDIANA SPECIES OF *CARDIOPHORUS*.

- a.* Thorax with hind angles obliquely truncate; elytra each usually with two yellow spots; hind margin of side pieces of prosternum straight. 1355. *CARDISCE*.
- aa.* Thorax with hind angles produced and carinate; elytra without spots; hind margins of side pieces of prosternum with a deep notch next to the outer angle.
- b.* Sides of mesosternal cavity prominent and nearly vertical in front; upper surface densely covered with short prostrate yellowish hairs; legs reddish-yellow. 1356. *CONVEXUS*.
- bb.* Sides of mesosternal cavity not prominent, oblique in front.
- c.* Second joint of antennæ longer than wide and more than one-half as long as third.
- d.* Prosternal process margined behind the coxæ; pubescence of upper surface sparse; legs wholly black. 1357. *GAGANTES*.
- dd.* Prosternal process not margined behind the coxæ; tarsi reddish-brown. *CONVEXULUS*.
- cc.* Second joint of antennæ small, one-half as long as third; prosternal spine distinctly margined; surface feebly bronzed. *ROBUSTUS*.

1355 (4101). *CARDIOPHORUS CARDISCE* Say, *Trans. Amer. Phil. Soc.*, VI, 1836, 169; *ibid.*, II, 604.

Elongate, convex. Black, rather thickly clothed with short grayish pubescence; elytra each with a yellow spot before the middle and another before the apex; these variable in size and shape, sometimes wholly lacking, the front one sometimes extending obliquely forward to the humerus; legs black, knees and tarsi reddish-yellow. Thorax very convex, slightly longer than wide, sides rounded, less narrowed behind than in front. Elytral striae punctate; intervals feebly convex, punctulate. Body beneath shining, punctulate with finer and coarser punctures intermingled. Length 5.5-7.5 mm.

Frequent beneath rubbish along the beach of Lake Michigan, May 13-June 15.

1356 (4097). *CARDIOPHORUS CONVEXUS* Say, Journ. Phil. Acad. Nat. Sci., III, 1823, 169; *ibid.* II, 110.

Elongate, subconvex. Dark sooty brown or piccons, shining; legs and two basal joints of antennae reddish-yellow. Thorax longer than wide, widest at middle, strongly convex, narrowed in front; hind margin with a short groove each side, tridentate at middle; disk very finely and evenly punctate. Elytra wider than thorax, gradually tapering from base to apex, striate, the striae punctate; intervals slightly convex, very finely punctulate. Body beneath clothed with fine brownish pubescence, closely punctulate. Length 8-10 mm.

Throughout the State; common. April 7-July 26. Frequents leaves and branches of various shrubs in May and June, and then one of the most common Elaters taken by beating.

1357 (4109). *CARDIOPHORUS CAGATES* Eriehs., Zeitschr., II, 297.

Oblong, rather stout, convex. Black, shining, sparsely clothed with fine grayish pubescence. Antennae stout, strongly serrate in male, joints 3 to 6 one-half longer than wide. Thorax very convex, slightly longer than wide, sides strongly rounded; base tridentate at middle and with a short groove each side; surface densely and finely punctate. Elytra either subparallel or narrowed and rounded from the humeri, striate, punctate; intervals convex and finely punctulate. Length 5.5-7.5 mm.

Northern half of State, frequent; Lawrence and Posey counties only in the south. April 21-August 15

*C. convexulus* Lec., black, shining, length 7.2-10 mm., is known from Canada, New England and Ohio; *C. robustus* Lec., stout, black, feebly bronzed, legs reddish-brown, length 7-10 mm., ranges from Massachusetts to Texas.

## XVII. HORISTOXOTUS Cand. 1860. (Gr., "defined + back.")

Small slender species, having the margin of thorax well defined, the edge running along the suture which divides the dorsal from the pectoral region.

1358 (4129). *HORISTOXOTUS CURVATUS* Say, Trans. Amer. Phil. Soc., VI, 1836, 173; *ibid.* II, 609.

Elongate-oblong, subconvex. Piccons, feebly shining; legs, antennae and elytra dull reddish-yellow, the latter with a blackish crossbar at middle which extends narrowly along the margin to apex. Antennae slender, very little longer than thorax, feebly serrate. Thorax slightly longer than wide, narrower at apex than at base, sides feebly curved, disk convex, sparsely punctate, hind margin with a short groove each side near the spines. Elytra not wider at base than thorax, feebly narrowing to apex, deeply striate, striae punctate; intervals convex, sparsely punctulate. Tarsal claws dentate from the middle to the base. Length 4-4.5 mm.

Southern two-thirds of State; frequent. April 22–November 20. On leaves of May apple, *Podophyllum peltatum* L., and other herbs in May and June.

XVIII. ESTHESOPUS Esch. 1836. (Gr., “vestiture + foot.”)

Side margin of thorax acute from base nearly to apex; the fourth tarsal joint dilated and somewhat lobed beneath; tarsal claws dentate from middle to base. Of the six species known, one was described from Indiana.

1359 (4134). ESTHESOPUS CLARICOLLIS Say, Trans. Amer. Phil. Soc., VI, 1836, 179; *ibid.* II, 616.

Oblong, moderately robust. Piceous black, shining, sparsely clothed with grayish pubescence; antennæ and legs reddish-yellow. Thorax slightly longer than wide, narrower in front; sides nearly parallel behind the middle, curved on apical third; hind angles not divergent, obtusely rounded, without carina; basal folds small but distinct; surface finely and rather densely punctate. Elytra not wider than thorax, sides feebly curved, narrowing on apical third, striate, the striae rather coarsely and closely punctate; intervals slightly convex, finely and closely punctulate. Length 7 mm.

Described from Posey County; taken by Dury near Cincinnati. “Occurs from Virginia to Indiana and Texas.”

XIX. CRYPTOHYPNUS Esch. 1836. (Gr., “hidden + sleep.”)

But one Indiana species belongs to this genus as now restricted. It is an oblong piceous form having the side pieces of mesothorax, together with the meso- and metasterna uniting to close the middle coxal cavities on the outer side. The principal papers treating of the North American species of this and the next genus are by

Horn.—“A Monograph of the Species of *Cryptohypnus* of Boreal America,” *in* Trans. Amer. Ent. Soc., XVIII, 1891, 1–29.

Horn.—“A Note on *Cryptohypnus*,” *in* Entom. News, V, 1894, 6–7.

1360 (4149). CRYPTOHYPNUS ABBREVIATUS Say, Journ. Phil. Acad. Nat. Sci., III, 1823, 173; *ibid.* II, 112.

Oblong, moderately convex. Piceous with greenish-bronze lustre; elytra often dark reddish-brown, sparsely clothed with brownish or yellowish pubescence, more conspicuous on scutellum and on sides of elytra behind the middle; legs reddish-yellow. Head coarsely, not closely punctate; frontal margin depressed, scarcely distinct from that of labrum. Thorax slightly broader than long, narrowed on apical two-thirds, sinuate in front of hind angles, which are acute, carinate, scarcely divergent; disk convex,

with usually a distinct median impression extending from base to apex, deeper behind; surface rather coarsely not closely punctate. Elytra widest one-third from base, thence gradually narrowing to apex; disk striate, striae finely but indistinctly punctured; intervals flat, rather sparsely and finely punctate. Length 5.2-6.5 mm.

A species of northern range taken in Lake, Laporte and Starke counties, April 16-June 4. Occurs especially beneath rubbish and bark of trees along the dune region bordering Lake Michigan.

## XX. HYPNOIDUS Steph. 1830. (Gr., "sleep" form.)

Small species readily known by the broad prosternum, with the sutures single and convex on the outer side; the simple tarsal claws and stiff hairs of the tarsal joints. The epimera of the mesothorax do not reach the middle coxae and the latter are therefore closed on the outer side only by the meso- and metasterna. About 20 of the species formerly listed under *Cryptohypnus* belong here. Of these eight have been taken in the State, while another may occur.

### KEY TO INDIANA SPECIES OF HYPNOIDUS.

- a.* Elytra with all the striae entire.
- b.* Form depressed, the dorsum quite flat; opaque, densely punctulate and pubescent; color uniform piceous. 1361. STRIATULUS.
- bb.* Form convex.
- c.* Thorax coarsely granulate, often in part or wholly finely, longitudinally rugose or strigose.
- d.* Apical margin of thorax truncate at middle.
- e.* Base of thorax strigose like apex; a distinct, smooth elevated median line; larger, 3 or more mm.
- f.* Elytra yellow with two sinuous blackish crossbars; apical third more or less attenuate; legs wholly pale. 1362. CURIOS.
- ff.* Elytra piceous, each with two yellow spots; apical third scarcely attenuate; femora fuscous or piceous. 1363. EXIGUUS.
- cc.* Base of thorax smoother than apex; median line indistinct; size smaller, not over 2.5 mm. 1364. MELSHIEIMERI.
- dd.* Apical margin of thorax curved at middle, slightly prolonged over the head. CUCULLATUS.
- ee.* Surface of thorax equally punctate, not finely strigose.
- g.* Elytra each with two yellow spaces, humeral and subapical; elytral humeri obtuse, striae scarcely more punctate than the intervals. 1365. AESTIVUS.
- gg.* Each elytron with a humeral spot only; humeri rounded, striae more coarsely punctate than the intervals. 1366. PERPLEXUS.
- aa.* Elytra with the striae wholly obliterated.
- b.* Surface subopaque, distinctly punctate, especially on the thorax; color variable from dull yellow to piceous. 1367. PECTORALIS.

*hh.* Surface moderately shining, very indistinctly punctate; each elytron with an oblique yellow band at middle, not reaching the suture, and an oval apical spot. 1368. OBLIQUATUS.

1361 (4154). *HYPNODUS STRIATUS* Lec., Trans. Amer. Phil. Soc., X, 1853, 488.

Oblong, subdepressed. Piceous black, opaque, finely pubescent with yellowish hairs; legs pale, the femora darker. Head densely rugosely punctate. Thorax slightly wider than long, narrowed in front, sides curved, slightly sinuate in front of hind angles, which are stout and with a short carina; disk feebly convex, densely and finely punctate. Elytra as wide as thorax; sides nearly parallel to apical third, thence curved to apex; disk rather flat, striate, striae punctate; intervals feebly convex, densely and finely punctate. Length 3-4 mm.

Marion and Franklin counties; rare. June 11-June 20. Described from Lake Superior region and probably occurs sparingly throughout the State.

1362 (4157). *HYPNODUS CHORIS* Say, Trans. Amer. Ent. Soc., VI, 1836, 172; *ibid.* II, 608.

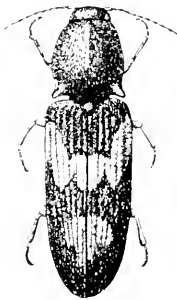


Fig. 278. . . 9.  
(Original.)

Elongate-oblong, subconvex. Black, opaque, sparsely clothed with yellow hairs; elytra dull yellow with a black spot each side of scutellum, and two black crossbars, often interrupted on suture and with very sinuous edges; one median, the other subapical, these connected on sides with a marginal line extending nearly from base to apex. Thorax slightly longer than wide, sides feebly curved, narrowed in front, nearly straight on basal half; hind angles divergent, the carina long, extending three-fourths to apex; disk convex, coarsely and closely rugose. Elytra widest in front of middle, thence gradually narrowed to apex; disk deeply striate, striae punctured; intervals convex, roughly and sparsely punctate. Length 3.5-5 mm. (Fig. 278.)

Throughout the State; frequent. May 25-June 28. Occurs especially in sandy localities near ponds and streams; also beaten from flowers of swamp huckleberry.

1363 (10,051). *HYPNODUS EXIGUUS* Ramb., Bost. Journ. Nat. Hist., II, 1838, 35.

Oblong, subconvex. Black, subopaque; elytra each with two dull yellow spots, one subhumeral, oblique-oblong, the other subapical, rounded. Thorax slightly longer than wide, narrowed on apical third; sides on basal two-thirds parallel, hind angles slightly divergent, the carina extending three-fourths to apex; disk densely covered with oblong granules. Elytra widest slightly behind the middle, thence feebly narrowed to apex, which is broadly rounded; disk rather deeply striate, the striae very indistinctly punctate; intervals convex their entire length, sparsely and roughly punctate. Length 2.5-3.5 mm.



Marion, Putnam and Lawrence counties; rare. May 24-June 29. Beaten from vegetation near water.

1364 (4053). *HYPXOIDUS MELSEHEIMERI* Horn., Trans. Amer. Ent. Soc., XVIII, 1891, 19.

Oblong, moderately convex. Piceous black, shining, sparsely and finely pubescent; elytra each with a humeral and subapical yellow spot; antennae fuscous, joints 2 and 3 paler; legs reddish-yellow. Thorax wider than long, narrowed in front; sides curved, straight on basal third; hind angles broad, acute at tip, the carina long; disk convex, quite smooth near the base. Elytra as wide at base as thorax, sides nearly parallel, narrowed on apical third; disk striate, striae very finely punctured; intervals slightly convex, sparsely and minutely punctulate. Length 2-2.5 mm.

Putnam County; rare. March 20-April 11. Taken by sifting the debris of a locust stump.

*H. cucullatus* Horn, black, elytra feebly bronzed, length 3.5 mm., is recorded from Ohio, Texas and Utah.

1365 (4164). *HYPXOIDUS AESTIVUS* Horn, Trans. Amer. Ent. Soc., 1871, 304.

Elongate-oblong, subconvex. Piceous, moderately shining, sparsely pubescent; basal joints of antennae, hind angles of thorax, legs, a humeral and subapical spot on each elytron, dull yellow. Thorax not longer than wide, slightly narrowed in front, widest a little in front of middle; sides curved, distinctly sinuate in front of hind angles, which are slender, acute and distinctly divergent, with short carina; disk sparsely and finely punctate. Elytra with sides feebly curved, disk striate, striae punctured; intervals slightly convex, punctured as the thorax. Length 4-5 mm.

Floyd and Posey counties; scarce. May 30-June 23.

1366 (4165). *HYPXOIDUS PERPLEXUS* Horn, Trans. Amer. Ent. Soc., 1871, 304.

Resembles *aestivus* but smaller, with the thorax distinctly longer than wide, the median smooth line more evident. The elytra have only a humeral pale spot, and are more distinctly striate. Length 3-3.5 mm.

Vigo County; rare. May 14.

\*1367 (4161). *HYPXOIDUS PECTORALIS* Say, Trans. Amer. Phil. Soc., VI, 1836, 173; *ibid.* II, 608.

Oblong, feebly convex, subopaque, sparsely and finely pubescent. Color variable from entirely dull yellow to wholly piceous; often piceous with a humeral space on elytra paler, or dull yellow with a transverse fuscous band behind the middle of elytra and extending narrowly along the suture to apex; antennae and legs pale yellow. Thorax as wide as long, slightly narrowed in front, widest at middle, sides curved; hind angles small, acute, not divergent, the carina short; disk convex, very distinctly and rather closely punctate. Elytra slightly wider than thorax, sides curved, disk without striae; surface less distinctly punctate than thorax. Length 1.5-2.5 mm.

Lake, Vigo and Harrison counties; scarce. January 7-June 24. Hibernates beneath chunks and bark.

\*1368 (4162). *HYPNOIDUS OBLIQUATULUS* Melsh., Proc. Phil. Acad. Nat. Sci., 11, 1844, 214.

Resembles *pectoralis* but usually a little larger and more convex; thorax more distinctly sinuate in front of hind angles, which are slightly divergent. Color piceous, each elytron with an oblique median yellowish band, reaching the margin but not the suture, and an oval apical spot of variable size, also yellow. Length 2.3-2.7 mm.

Marion, Putnam, Vigo and Posey counties; frequent. January 3-May 30. Occurs in sandy localities where it hibernates beneath partially buried logs and chunks. Taken in early spring by sifting.

XXI. *ŒDOSTETHUS* Lec. 1853. (Gr., "swollen + breast.")

Thorax distinctly margined, without basal fissures; mandibles prominent; antennæ long, the third joint one-half longer than second; tarsi long, slender, pubescent. One species only is known from the eastern United States.

1369 (4166). *ŒDOSTETHUS FEMORALIS* Lec., Trans. Amer. Phil. Soc., X, 1853, 489.

Elongate-oblong, subconvex. Piceous-black, very sparsely pubescent with yellowish hairs; two basal joints of antennæ, base of femora, tibiæ and tarsi yellow. Thorax as wide as long, convex, narrowed at apex and in front of hind angles, which are small, acute, diverging and with a long carina; surface very finely and sparsely punctate. Elytra with sides parallel to apical third, thence rounded to apex; striae indistinct on disk, wholly wanting on sides. Length 4.5-5.5 mm.

Marion, Posey and Franklin counties; scarce. April 28-June 10.

XXII. *ANCHASTUS* Lec. 1853. (Gr., "to strangle.")

Third joint of tarsi furnished beneath with a membranous lobe; fourth joint small and received upon the third; front very convex, its front margin rounded; hind coxal plates very narrow on the outer side, suddenly dilated and strongly toothed on the inner; tarsal claws simple.

1370 (4174). *ANCHASTUS BIVUS* Say, Trans. Amer. Phil. Soc., VI, 1836, 177; *ibid.* 11, 614.

Elongate-oblong, subconvex. Black, pubescent with short yellowish hairs; elytra each with a large dull yellow spot extending from base nearly to middle, not reaching the suture, and another, smaller, on apical fourth; antennæ and legs reddish-yellow. Thorax longer than wide, narrowed on apical third; sides parallel and straight on basal two-thirds; hind angles acute, the carinae long. Elytra striate, the striae deeply punctate; intervals densely and rugosely punctulate. Length 7-7.5 mm.

Described from New Harmony, Posey County. One dead specimen taken near there by Wolcott; also taken by Dury near Cincinnati. Should occur sparingly throughout the southern third of State.

XXIII. *MONOCREPIDIUS* Esch. 1829. (Gr., "single; little shoe.")

Fourth joint of tarsi obliquely prolonged into a membranous lobe; first joint of antennae longer than usual; hind coxal plates suddenly dilated on the inner side with the angles rounded and a tooth at the origin of the thighs.

KEY TO INDIANA SPECIES OF *MONOCREPIDIUS*.

- a.* Lobe of fourth tarsal joint very broad.  
*b.* Size larger, 12 or more mm.; color uniform brown. 1371. *LIVIDUS*.  
*bb.* Smaller, not over 7.5 mm.; elytra dull reddish-brown with a broad fuscous stripe along the suture. 1372. *SCUTRALIS*.  
*aa.* Lobe of fourth tarsal joint narrow.  
*c.* Length 5 or more mm.  
*d.* Form elongate, slender; thorax distinctly longer than wide. 1373. *VESPERTINUS*.  
*dd.* Form short, oblong, robust; thorax about as wide as long. 1374. *AURATUS*.  
*cc.* Length not over 4 mm.; elytra reddish with narrow black lines. 1375. *BELLUS*.

1371 (4181). *MONOCREPIDIUS LIVIDUS* DeGeer, Mem. Hist. des Ins., IV, 1763, 162.

Elongate, subconvex. Dull brown, densely covered with short, prostrate hair; antennae reddish brown; legs yellow. Thorax one-fourth longer than wide, slightly narrowed in front, sides feebly curved; hind angles prominent, acute, divergent, with a short and rather feeble carina. Elytra gradually tapering from base to apex, striate, the striae with close set, oblong punctures; intervals flat, finely punctulate. Length 14-17 mm. (Fig. 279.)

Southern two-thirds of State; frequent probably throughout. May 30-August 11. Beaten from branches of trees and shrubs, especially those of walnut and hickory.

1372 (4183). *MONOCREPIDIUS SCUTRALIS* Lec., Trans. Amer. Phil. Soc., X, 1853, 482.

Elongate-oblong, subconvex. Above dull reddish-brown, finely and sparsely pubescent with grayish hairs; head, median line on thorax and sutural stripe on elytra, expanding at base and on apical third, sooty brown or fuscous; beneath fuscous, the prosternum and inflexed portion of thorax reddish-yellow; antennae and legs pale brownish-yellow. Thorax one-half longer than wide, sides broadly rounded, hind angles finely carinate; sur-

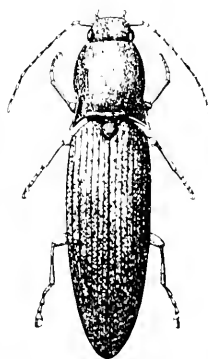


Fig. 279.  $\times 3$ .  
(Original.)

face sparsely but distinctly punctate. Elytra with sides parallel to apical third, thence feebly converging to a rounded apex; striae indistinctly punctate; intervals very finely punctulate. Length 6.5-7 mm.

Dubois County; rare. May 27. Beaten from oak. A member of the Austroriparian fauna, described from Alabama.

1373 (4185). *MONOCREPIDIUS VESPERTINUS* Fab., Syst. Eleut., II, 1801, 200.

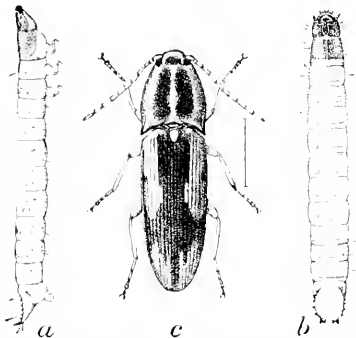


Fig. 280. *Monocrepidius vespertinus*. a, larva, side view; b, larva, dorsal view; c, beetle—all three times natural size. (After Clittenden, Bull. 33, X, Ser. Div. Ent., U. S. Dep. Agr.)

Elongate, slender, subconvex. Color variable, usually yellow beneath and dark reddish-brown above, with middle and sides of thorax and a broad stripe from humerus two-thirds to apex of elytra and a spot on the latter, yellow; rarely nearly black with one or two small spots, tips and humeri of elytra, yellow; scutellum always yellowish. Thorax one-fourth longer than wide, narrowed in front; sides feebly curved, sinuate in front of hind angles, which are rather long, acute and with a feeble carina close to edge. Elytra striate, the striae indistinctly punctate; intervals nearly flat, very finely punctulate. Length 7.5-10 mm.

Throughout the State; frequent. June 22-August 11. Occurs on mullein and foliage of various trees. (Fig. 280.) The larva is said to prey upon beans, and is also injurious to cotton in the Southern States.

\*1374 (4190). *MONOCREPIDIUS AURETUS* Hbst., Kafer, X, 1806, 145.

Oblong, robust. Color above exceedingly variable, three distinct types being usually present. These are (a) uniform piceous or piceous with only a median stripe on thorax reddish; (b) dull red, with two small spots on thorax, one on elytra surrounding scutellum, and a subapical crossbar, black; (c) red, with two stripes on thorax, margin, suture and apex of elytra black; beneath piceous or fuscous, legs and two basal joints of antennae yellow. Thorax convex, scarcely longer than wide, sides obtusely rounded, hind angles nearly straight, finely carinate; surface densely, deeply and rather coarsely punctate. Elytra with sides parallel to apical fourth, thence slightly curved to a broadly rounded apex; disk striate, striae punctured; intervals subconvex, finely but roughly punctulate. Length 5-7 mm.

Throughout the State; common. March 4-December 25. Hibernates beneath mullein leaves, logs and rubbish along fence rows and on side hills, especially in sandy localities. Mates in May and June.

\*1375 (4191). *MONOCREPIDIUS BELLUS* Say, Journ. Phil. Acad. Nat. Sci., III, 1823, 168; *ibid.* II, 108.

Oblong, subconvex. Black, sparsely pubescent; thorax with a median line and hind angles reddish; elytra dull red, each with two or three black

lines, these often connected at middle and near apex by two narrow and sinuous black crossbars; antennae and legs yellow. Thorax slightly longer than wide, convex, narrowed in front, sides feebly curved on apical half; hind angles short, obtuse, divergent; surface densely and rather coarsely punctured. Elytra gradually tapering from base to apex, striate-punctate. Length 3.5-4 mm.

Southern half of State; frequent. January 19 December 25. Hibernates beneath rubbish in damp localities. At electric lights in summer.

XXIV. *DICREPIDIUS* Esch. 1829. (Gr., "two ( little shoes, i. e. lobes.")

Elongate brown hairy insects separated from the next genus only by the characters given in the key. The hind coxal plates in both are strongly dilated inwards and toothed. One of the three recognized species has been taken in the State.

1376 (4195). *DICREPIDIUS PALMATUS* Candez., Mon. de Elat., II, 1859, 146.

Elongate, very slender. Dark reddish-brown to piceous, very sparsely pubescent with yellowish hairs. Antennae of male branched or pectinate; second joint (in both sexes) globular, one-sixth the length of third, the latter as long as fourth. Thorax distinctly longer than wide, sides feebly rounded; disk sparsely and rather coarsely punctate; hind angles long, strongly carinate. Elytra gradually attenuate from middle to apex, striae coarsely punctate; intervals subconvex, finely and sparsely punctulate. Length 14-16 mm.

Lake County; rare. July 21. Taken from beneath the bark of pine.

XXV. *ISCHIODONTUS* Cand. 1860. (Gr., "coxa (tooth.")

Clypeus strongly margined but not crested; prosternal sutures excavated in front and concave on outer side; tarsi with lobes beneath both second and third joints.

1377 (4197). *ISCHIODONTUS SOLEATUS* Say, Trans. Amer. Phil. Soc., VI, 1836, 176; *ibid.*, II, 612.

Elongate-oblong, slender, convex. Dark chestnut brown; sparsely pubescent with short, suberect hairs; antennae and legs reddish-brown. Antennae strongly serrate, second joint not more than one-third the length of third, the latter as long as fourth. Thorax slightly longer than broad, sides nearly straight, feebly divergent from near apex to tips of hind angles, which are prominent, subacute and finely carinate; surface rather densely and coarsely punctured. Elytra feebly tapering from near base to apex; disk with coarsely punctured striae; intervals slightly convex, finely and irregularly punctate. Length 10-11 mm.

Lake, Posey and Crawford counties; rare. May 10–July 21. Probably occurs throughout the State, as it is known from Michigan and Ohio.

XXVI. ELATER Linn. 1748. (Gr., “to drive or set in motion.”)

This, the typical genus of the family, comprises about 50 known North American species having the body more or less wedge-shaped and pubescent; front convex, distinctly margined, base of labrum on a lower level; antennæ serrate, third joint frequently but little wider than second, though often as long as fourth; thorax narrowed in front, hind angles long, acutely carinate; prosternal sutures double and excavated near the front lobe, which is rounded and moderately long; scutellum rounded; elytra strongly striate; tarsi as long as the tibia, joints 1 to 4 gradually shorter, the 5th long; claws simple.

For a synoptical table of the North American species see

*LeConte*.—“Short Studies of North American Coleoptera—*Elatæ*,” in *Trans. Amer. Ent. Soc.*, XII, 1884, 8–15.

The following species have been taken or perhaps occur in the State.

KEY TO INDIANA SPECIES OF ELATER.

- a.* Hind angles of thorax with two carinæ; thorax rather densely and coarsely punctured.
  - b.* Third joint of antennæ shorter than fourth; uniform chestnut-brown; length 9 mm. 1378. HEPATICUS.
  - bb.* Third joint of antennæ as long as fourth; color piceous-brown; length 14 mm. INSIGNIS.
- aa.* Hind angles of thorax with but one carina.
  - c.* Antennæ feebly serrate, joints longer than wide, their outer angles not acute.
    - d.* Dark brown, coarsely pubescent; thorax equally, deeply and rather coarsely punctate. 1379. MANIPULARIS.
    - dd.* Black, finely pubescent; thorax more finely and sparsely punctured on basal half; third joint of antennæ shorter than fourth. 1380. PEDALIS.
  - cc.* Antennæ strongly serrate, joints not longer than wide, their outer angles acute.
    - e.* Antennæ with third joint triangular in both sexes.
      - f.* Legs pale; elytra pale, dull yellow, margins blackish near tips. 1381. NIGRICOLLIS.
      - ff.* Legs black.
        - g.* Elytra in great part black or fuscous.
          - h.* Basal and lateral margins of elytra scarlet. DISCOIDEUS.

*hh.* Base of elytra and sides for one-fourth the length red.

LESUS.

*gg.* Elytra pale dull yellow.

*i.* Narrow sutural margin and tip black. 1382. LUTEUS.

*ii.* Broad sutural stripe and narrow lateral margin black.

1383. SAYI.

*cc.* Antennæ with third joint not triangular or very feebly so in male.

*j.* Third joint of antennæ very nearly equal to fourth and much longer than second.

*k.* Pubescence of thorax rather long and coarse; legs reddish-brown. IMPOLITUS.

*kk.* Pubescence of thorax very short.

*l.* Thorax red. 1384. RUBRICOLLIS.

*ll.* Body uniformly dark brown, nearly black; length 11–16 mm.

1384a. var. SOCER.

*jj.* Third joint of antennæ very little longer than second and distinctly shorter than fourth.

*m.* Black, legs and antennæ alone reddish-brown; thorax finely and sparsely punctate; joints 2 and 3 of antennæ together scarcely longer than fourth. 1385. SUBTILIS.

*mm.* Black; thorax or elytra in part or wholly red or brownish-red.

*n.* Size larger, more robust; length 6.5 or more mm.

*o.* Thorax wholly or partly red.

*p.* Apex of thorax black, base and sides red.

1386. RUBRICUS.

*pp.* Thorax wholly red.

1387. COLLARIS.

*oo.* Thorax black, elytra scarlet or dull red.

1388. SANGUINIPENNIS.

*nn.* Size smaller, slender; length less than 5 mm.

*q.* Elytra blackish with large oblique basal spot and sometimes the tip dull yellow; thorax often yellow.

1389. AREOLATUS.

*qq.* Elytra dull brownish, the thorax paler. 1390. PUSIO.

1378 (4200). *ELATER HEPATICUS* Melsh., Proc. Phil. Acad. Nat. Sci., 11, 1844, 160.

Elongate-oblong, subconvex. Uniform dark brown, sparsely clothed with coarse yellowish pubescence. Antennæ with second and third joints together a little longer than fourth. Thorax wider than long, sides rounded; hind angles acute, straight, finely bicarinate. Elytra with punctured striae; intervals flat, wrinkled, sparsely and finely punctulate. Length 9–10 mm.

Lake, Kosciusko, Marion and Posey counties; scarce. April 11–June 22. Occurs beneath bark and on vegetation. Resembles a small form of the common *Melanotus communis* Gyll., but readily known by the form of the hind coxal plates.

*E. insignis* Lec., antennæ and legs dull red, length 14 mm., is recorded from Ohio and Texas.

1379 (4214). *ELATER MANIPULARIS* Candez., Mon. Elater. II, 1860, 478.

Oblong, subconvex. Uniform dark reddish-brown; rather sparsely but coarsely pubescent with yellowish hairs. Antennæ as long as thorax, second joint small, one-half length of third, the two together equal to fourth. Thorax wider than long, sides rounded on apical half; hind angles rather short, divergent, with distinct oblique carina. Elytral striae feebly impressed with fine, oblong punctures; intervals flat, rather densely and roughly punctulate. Length 8.5-10 mm.

Lake, Marshall and Fulton counties; scarce. April 21-August 15. Taken beneath cacti and rubbish in sandy localities. Resembles *hepaticus* but more slender; hind angles of thorax shorter and with but one carina.

1380 (4217). *ELATER PEDALIS* Germ., Zeitsch., V, 1844, 176.

Elongate-oblong, convex. Black, shining, sparsely clothed with brownish pubescence; three basal joints of antennæ and legs reddish-brown, the tarsi paler. Thorax scarcely longer than wide, convex, widest at base, sides feebly rounded; hind angles straight, subacute, finely and obliquely carinate; surface rather finely and sparsely punctured. Elytra with the punctures of striae longer than broad; intervals nearly flat, transversely wrinkled. Length 6.5-8 mm.

Steuben, Starke and Posey counties; scarce. June 16-July 5. Beaten from vegetation, especially that of tamarack.

1381 (4221). *ELATER NIGRICOLLIS* Herbst., Kafer, X, 1806, 73.

Oblong, subdepressed, sparsely pubescent with yellow hairs. Head, thorax, scutellum and under surface, black; elytra and legs dull whitish yellow; antennæ fuscous, the two basal joints paler; third joint shorter than fourth, much longer than second. Thorax as broad as long, broadest at base, sides rounded on apical third, straight and slightly divergent on basal two-thirds; hind angles acute, carinate; surface densely and coarsely punctate. Elytral striae feebly impressed with rather coarse punctures; intervals subconvex, finely punctulate. Length 8.5-10 mm.

Throughout the State; frequent. April 6-November 17. Occurs beneath bark and in rotten willow, ironwood and other logs in low, damp woods. Probably hibernates.

*E. discoideus* Fab., length 10 mm., is known from Canada, Ohio and Georgia; *E. latus* Lee., dull black, opaque, length 12 mm., is recorded from Massachusetts, Ohio and Georgia.

1382 (4222). *ELATER CINTEUS* Say, Trans. Amer. Phil. Soc., VI, 1836, 168; *ibid.* II, 114, 603.

Resembles *nigricollis* and mentioned by Say as a variety of that species. Differs in having the legs, narrow sutural margin of elytra and small space at apex, black. Head and thorax more roughly punctate. Third antennal joint of male as long as fourth. Length 7.5-8.5 mm. (Fig. 281.)

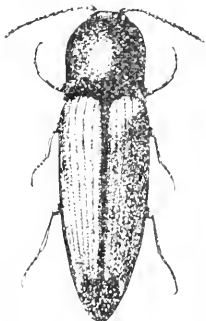


Fig. 281. - 5. (Original.)



Frequent throughout the State. April 11-June 2. Occurs beneath bark of red oak and other logs, usually in dry, sandy localities.

1383 (4226). *ELATER SAYI* Lec., Trans. Amer. Phil. Soc., X, 1853, 165.

In form, size and general color this species resembles the two preceding. Elytra with a broad black stripe along the suture gradually narrowing near the scutellum, and a narrow black marginal one reaching from apex three-fourths to base. Third joint of antennae distinctly narrower than fourth in both sexes. Length 11-12.5 mm.

Marion County; rare. A single specimen taken from a hollow in an ash tree. April 22. Recorded only from New York.

*E. impolitus* Melsh., black, legs reddish-brown, length 12 mm., is known from Pennsylvania and Ohio.

1384 (4229). *ELATER RUBRICOLLIS* Herbst., Kafer, X, 1806, 49.

Elongate-oblong, subconvex. Black, feebly shining, rather densely clothed with short yellowish pubescence; thorax, except the apex and hind angles, and front of head, dull red. Third joint of antennae more than twice the length of second. Thorax slightly broader than long, widest at base, hind angles feebly divergent, surface rather densely and coarsely punctate. Elytral striae with fine punctures; intervals convex, rather densely and coarsely punctured. Length 12.5-14 mm.

Crawford County; rare. May 26. Taken from stem of wheat.

1384a (4228). *ELATER RUBRICOLLIS SOCCER* Lec., Trans. Amer. Phil. Soc., X, 1853, 467.

Resembles *rubicollis* in form and structure but has the entire upper surface black, sparsely clothed with short grayish pubescence. Thorax slightly longer than wide, with a faint median impression on basal half. Length 11-16 mm.

Lake and Laporte counties; rare. May 20-June 12. Taken from beneath the bark of pine. A female from Laporte County measures 16 mm. Blanchard claims that *soccer* and *rubicollis* are synonyms, Herbst's name having priority, but I prefer to retain *soccer* as a variety.

1385 (4232). *ELATER SUBTILIS* Lec., Trans. Amer. Ent. Soc., XII, 1881, 12.

Elongate, slender, subconvex. Black, clothed with fine, short, brown pubescence; antennae not longer than thorax, the second and third joints very short, nearly equal. Thorax slightly longer than wide, feebly narrowed from base to apex, slightly rounded on the sides. Elytra with punctured striae; intervals subconvex, finely punctate. Length 7 mm.

Lake County; rare. June 12. Described from Lake Superior.

1386 (4236). *ELATER RUBRICUS* Say, Ann. Lye. Nat. Hist., I, 1825, 261; *ibid.*, II, 395.

Oblong, subconvex. Black, sparsely pubescent with yellow hairs; thorax and sides of prosternum red, the former with a broad, polished black spot extending from apex to middle; tarsi and three basal joints of an-

tenne paler. Thorax nearly as broad as long, sides feebly curved; surface finely and sparsely punctured. Elytral striae with rather coarse, closely placed punctures; intervals nearly flat, very sparingly and finely punctulate. Length 7-9 mm.

Northern half of State, scarce; not taken south of Marion County. May 30-July 29. Occurs on flowers of *Viburnum* and foliage of various plants.

1387 (4239). ELATER COLLARIS Say, Ann. Lyc. Nat. Hist., I, 1825, 268; *ibid.* I, 400.

Oblong, rather slender, subconvex. Black, shining, sparsely clothed with grayish pubescence; thorax above and its sides beneath bright red; antennæ and legs dark reddish-brown. Thorax slightly longer than wide, sides feebly curved on apical half, hind angles acute, scarcely divergent; surface very finely and sparsely punctate. Elytral striae feebly impressed, punctured; intervals sparsely and rather coarsely punctate. Length 8-8.5 mm.

Marion, Putnam, Vigo, Posey and Crawford counties; scarce. March 3-June 6. Taken in early spring beneath partly buried logs and stones on wooded hillsides; later on foliage.

\*1388 (4242). ELATER SANGUINIPENNIS Say, Journ. Phil. Acad. Nat. Sci., III, 1823, 177; *ibid.* II, 115.

Elongate-oblong, subconvex. Black, shining, sparsely clothed with yellowish pubescence; elytra uniform pale brick red; tarsi reddish-brown. Thorax as broad at base as long, feebly tapering from base to apex, hind angles short, acute; surface sparsely and rather coarsely punctured. Elytral striae feebly impressed with rather coarse distant punctures; intervals rather flat, finely and sparsely punctate. Length 7.5-8.5 mm.

Throughout the State; frequent. February 6-June 28. An easily recognized species which occurs beneath loose bark, usually in damp, low woods.

1389 (4247). ELATER AREOLATUS Say, Journ. Phil. Acad. Nat. Sci., III, 1823, 167; *ibid.* II, 108, 610.

Elongate-oblong, slender, subconvex. Piceous or dark reddish-brown, sparsely clothed with rather long yellowish hairs; elytra each with a large oblique subhumeral spot, and often a common space near tip dull yellow; sides, and often the disk, of thorax yellowish. Thorax as broad as long, sides feebly rounded, hind angles short, acute; surface finely and sparsely punctate. Elytral striae feebly impressed with large punctures; intervals sparsely and finely punctured. Length 4.5-5 mm.

Throughout the State, frequent; less so in the northern counties. April 17-July 24. Beaten from vegetation, usually about the margins of low woods. This is the species commonly known as

*obliquus* Say, described in 1836. The form with yellow space at apex of elytra was described by him as *areolatus* 13 years previous, and hence that name has priority.

1390 (1248). *ELATER FUSIO* Germ., Zeitschr., V, 1841, 169.

Elongate-oblong, subconvex, pubescent with rather long yellowish hairs. Head, thorax and under parts dull reddish yellow; elytra reddish-brown. Thorax broader than long, but slightly narrowed in front; hind angles short, acute, feebly divergent; surface very finely and sparsely punctured. Elytral striae feebly impressed with rather coarse punctures; intervals finely and sparsely punctulate. Length 3-3.5 mm.

Kosciusko, Posey and Crawford counties; scarce, June 24-July 11. Beaten from vegetation. Our smallest species of the genus.

## XXVII. *DRASTERIUS* Esch. 1829. (Gr., "active.")

In this genus the dilated part of the hind coxa is truncate and not emarginate in front of the trochanter; antennae feebly serrate, the third joint longer than second, the two together longer than the fourth. For a synoptical table and notes on the eight known North American species, see

*LeConte*,—Trans. Amer. Ent. Society, XII, 1884, 4-6.

But one species has been taken in Indiana, though another one probably occurs.

1391 (4253). *DRASTERIUS ELEGANS* Fab., Ent. Syst., I, 1798, 230.

Elongate-oblong, subconvex. Dull reddish-brown, finely and sparsely pubescent; head, median spot or stripe on thorax, scutellum, spot before the middle on each elytron and subapical crossbar, black. Thorax slightly longer than wide, feebly narrowed in front; hind angles acute, prominent; surface rather finely but very distinctly punctured. Elytral striae with rather coarse punctures; intervals slightly convex, sparsely and finely punctulate. Length 6-7 mm. (Fig. 282.)

Throughout the State; frequent. February 12-December 26. Hibernates beneath rubbish in same localities as *Monocrepidius auritus* and often confused with that species. The black discal spot of thorax is sometimes reduced to a mere point.

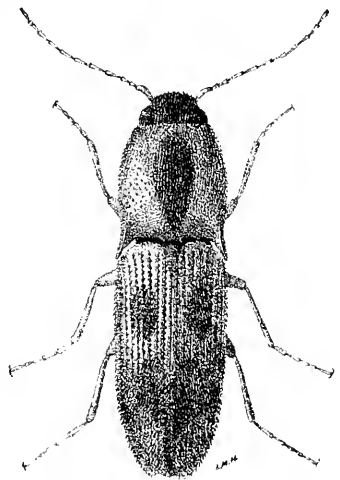


Fig. 282. → 71. (After Forbes.)

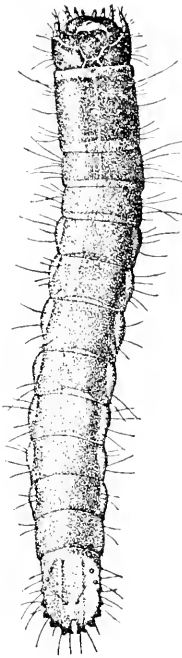


Fig. 282a.  
× 8.  
(After Forbes.)

The larva is one of the smaller injurious wire worms, often doing much damage to corn and wheat. It is of a light waxy yellow color, nine to 12 mm. in length, sparsely hairy and considerably flattened in form; the last segment is nearly flat, rugose above, without bristle-bearing tubercles and with an acute apical notch. (Fig. 282 a.) It attacks sprouting corn and wheat, especially that planted on sod, eating part of the softened grain and boring up into the tender stem. No effective remedy has yet been discovered, though fall plowing for corn will greatly lessen their numbers.

*D. amabilis* Lec., color of *elegans*, length 3 mm., is recorded from Maryland, Ohio and Texas.

*Megapenthes limbalis* Herbst, black, disk of thorax (in great part) and sides of elytra reddish-yellow, length 8–11 mm., occurs in the Middle and Southern States and has been recorded from Cincinnati.

XXVIII. *LUDIUS* Esch. 1829. (Gr., “a stage player or gladiator.”)

Large black or dark reddish-brown Elaters, having the prosternal sutures concave on the outer side; tarsi simple, pubescent beneath; hind coxal plates less suddenly dilated on inner side and strongly toothed at insertion of the thighs; second and third antennal joints always small, third a little shorter than second, the two together shorter than fourth, the terminal joint suddenly narrower near apex, presenting the appearance of a false joint. (Fig. 3, No. 1.) For a synopsis of the genus see

*LeConte*.—Trans. Amer. Ent. Soc., XII, 1884, 45–49.

1392 (4271). *LUDIUS ATTENUATUS* Say, Ann. Lyc. Nat. Hist., N. Y., I, 1825, 257; *ibid.* I, 392; II, 600.

Elongate, moderately robust, gradually narrower behind the middle. Dark reddish-brown or black, feebly shining, clothed with very fine silky pubescence; thorax usually reddish with elytra black. Thorax as long as wide, or longer in the male, gradually narrower from base to apex, sides feebly curved; hind angles rather short, strongly carinate; disk coarsely but not densely punctate. Elytra not wider than thorax, rapidly narrowing to apex, tips acute; surface obsolete substriate, densely and rather roughly punctate. Cavity of mesosternum into which prosternal spine fits with sides parallel and elevated. Length 14–22 mm.

Throughout the State; frequent. June 30–September 26. One was noted emerging from pupal stage on the former date. Occurs beneath bark of decaying walnut, mulberry and other stumps and logs.

1393 (4275). *LUDIUS ABRUPTUS* Say, *loc. cit.*, 253; *ibid.*, I, 389.

Elongate, moderately robust. Black, shining, clothed with fine black, silky pubescence; antennae and legs piceous, the former reaching tips of hind angles of thorax in male, shorter in female. Thorax as wide as long, female, somewhat narrower, male; sides curved and narrowing to the front; hind angles scarcely divergent, carinate; disk convex, shining, rather coarsely, not closely punctate. Elytra not wider than thorax, sides gradually curved and narrowing to apex, the tips together rounded; surface substriate, finely and densely punctured. Sides of mesosternal cavity strongly convergent behind, not elevated. Length 15–20 mm.

Starke, Putnam and Lawrence counties; rare. July 4–August 7.

## XXIX. *ORTHOSTETHUS* Lac. 1857. (Gr., "straight-breast.")

This genus is represented in the southern Atlantic States and southern Indiana by the single large species:

1394 (4278). *ORTHOSTETHUS INFUSCATUS* Germ., *Zeitschr.*, V, 1844, 183.

Elongate, strongly attenuate behind the middle. Uniform dark reddish or sooty brown, densely clothed with brownish-yellow prostrate hairs. Antennae with second joint less than half the length of third, the latter shorter and much narrower than fourth. Thorax slightly longer than wide, subconvex, sides rounded on apical third, straight and parallel on basal two-thirds; hind angles long, acute, divergent, strongly and obliquely carinate; surface rather densely and finely punctate. Elytra gradually tapering from base to apex, obsolete striate, more densely punctate than thorax. Length 26–30 mm.

Lawrence and Crawford counties; scarce. July 2–July 26. Occurs beneath loose bark of old snags, on high wooded hills. A typical example of the Austroriparian fauna of the southern third of the State.

### Subtribe B. (CORYMBITINI.)

In this subtribe the hind coxal plates are gradually, sometimes scarcely, widened on the inner side, the hind margin being nearly straight, and often not toothed over the insertion of the thighs. The claws are serrate or pectinate in several of the genera. Of the 20 North American genera composing the subtribe 14 are known to be represented in Indiana, while two others perhaps occur.

## KEY TO INDIANA GENERA OF CORYMBITINI.

- a.* Front or clypeus convex, its edge higher than the labrum; mouth inferior and applied to the prosternum in repose.
- b.* Front truncate, not margined behind the labrum, though higher than it; tarsal claws simple; size 7 or more mm.
- c.* Side margins of thorax bent downward in front.
- cc.* Side margins of thorax straight.
- bb.* Front margined behind the labrum; tarsi slightly lobed, the claws with comb-like teeth; size small, not more than 6 mm.
- aa.* Front flattened; mouth horizontal or anterior (except in *Scricus*).
- d.* Front margined.
- e.* Tarsal claws with comb-like teeth; color usually dull reddish-brown or piceous.
- cc.* Tarsal claws simple.
- f.* Hind tarsi with first joint scarcely longer than second; color dull sooty brown.
- ff.* Hind tarsi with first joint elongate.
- g.* Prosternal lobe very short.
- h.* Antennæ 11-jointed; metasternum acute.
- hh.* Antennæ 12-jointed; metasternum obtuse.
- gg.* Prosternal lobe long.
- i.* Sutures of prosternum single; thorax usually distinctly longer than wide.
- ii.* Sutures of prosternum double; thorax scarcely longer than wide, more convex.
- dd.* Front not margined; usually slightly concave.
- j.* Sides of mesosternal cavity not protuberant; size usually medium or small; color rarely uniform black.
- k.* Tarsi simple, filiform.
- l.* Prosternum not lobed in front, the sutures straight; third joint of antennæ small; length 6.5-7 mm.
- ll.* Prosternum lobed in front.
- m.* Lobe of prosternum short, the sutures excavated in front; elytra striate; length 11-12.5 mm.
- mm.* Lobe of prosternum long.
- n.* Front convex; hind coxal plates scarcely narrower at the outer end; length 6.5-7.5 mm.
- nn.* Front more or less flattened; coxal plates distinctly narrower at outer end.
- o.* Tarsal claws simple; color often variegated.
- oo.* Tarsal claws with a broad tooth at base; piceous-bronzed, elytra reddish-brown.
- kk.* Tarsi with the second and third joints lobed beneath.
- jj.* Sides of mesosternal cavity protuberant; size large, 18 or more mm., color uniform black.

XXX. AGRIOTES.

XXXI. DOLOPIUS.

XXXII. GLYPHONYX.

XXXIII. MELANOTUS.

XXXIV. LIMONIUS.

CAMPYLUS.

PITYOMIUS.

XXXV. ATHOUS.

XXXVI. LEPTOSCHEMA.

XXXVII. BLADUS.

XXXVIII. NOTHODES.

XXXIX. SERICUS.

XL. CORYMBITES.

XLI. OXYGONUS.

XLII. ASAPHES.

XLIII. MELANACTES.

XXX. *Agriotes* Esch. 1829. (Gr., "wild.")

Moderate sized oblong species, having the prosternum lobed in front, its sutures double; antennae slender, scarcely serrate, the first joint a little longer than usual; hind coxal plates but slightly broader on the inner side, and with a large tooth above the insertion of the thighs. For a synoptical table of the North American species with notes, see

*LeConte*.—"Short Studies of North American Coleoptera—*Agriotes*," in *Trans. Amer. Ent. Soc.*, XII, 1884, 15-19.

Six species have been taken in Indiana, while another probably occurs in the northern counties.

KEY TO INDIANA SPECIES OF *AGRIOTES*.

- a.* Hind coxal plates very gradually dilated from without to inner side and not twice broader at inner third than at outer end.
- b.* Form robust; mandibles thick, the tips broad, chisel-shaped; thorax very convex, coarsely and densely punctate. 1395. *MAXCUS*.
- bb.* Form more slender; mandibles much more slender, tips subacute.
- c.* Thorax coarsely punctured in front, very finely and densely punctured behind the middle. 1396. *STABILIS*.
- cc.* Thorax similarly, usually coarsely, punctured over the entire surface.
- d.* Antennae with joints two and three each distinctly shorter than fourth; side margin of thorax distinct in its entire length.
- c.* Hind angles of thorax not visibly carinate; color pale brown with dense grayish pubescence; smaller, 7-8 mm. 1397. *INSANUS*.
- cc.* Hind angles of thorax very distinctly carinate; color variable; larger, 9-12 mm. 1398. *FUSCUS*.
- dd.* Antennae with joints two and three each equal in length to, and scarcely narrower than, joint four; side margin of thorax indistinct in the middle of its length and very much delexed in front; color dark fuscous. 1399. *PUBESCENS*.
- aa.* Hind coxal plates rather suddenly dilated within, more than twice as broad at inner third than at outer end.
- f.* Joints two and three of antennae each shorter than fourth, the third shorter than second; thorax distinctly longer than wide. 1400. *OBLONGICOLLIS*.
- ff.* Antennae with joints two, three and four very nearly of equal length; thorax scarcely longer than wide, coarsely and deeply punctate. 1400. *AVULSUS*.

1395 (4279). *AGRIOTES MANCUS* Say, Journ. Phil. Acad. Nat. Sci., III, 1823, 171; *ibid.* II, 111.

Oblong, subconvex. Dull brownish-yellow, dusky beneath, sparsely clothed with short yellowish pubescence; head and thorax often fuscous; tibiæ and tarsi paler. Thorax slightly wider than long, sides regularly curved from base to apex; hind angles short, feebly divergent; disk with a shallow median line on basal half. Elytra with sides parallel on basal half, thence gradually rounded to apex; striate, the striae finely punctate; intervals nearly flat, finely and transversely wrinkled. Length 7.5-8.5 mm. (Fig. 283.)

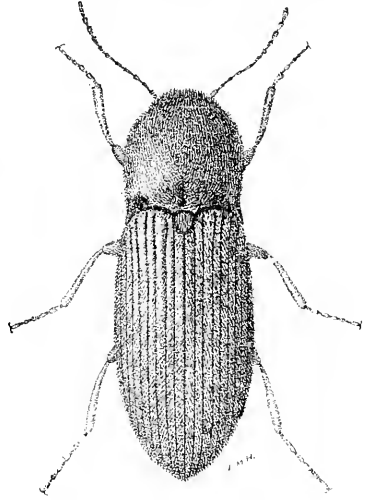


Fig. 283. . . 7. (After Forbes.)

Lake County; frequent. March 26-June 24. Should be found throughout the State. The larva is known as the "wheat wireworm,"

and is injurious to corn, wheat and other cereals especially those growing in low, wet lands. It is a cylindrical, pale brownish-yellow species, having two conspicuous black circular pits near the front margin of upper surface of last segment. (Fig. 284.) It bores into the stems of corn from the time the latter appears above the ground until it is a foot or more high, causing the infested stalks to wither and die. About three years are necessary for the larva to reach maturity, when it pupates in earthen cells. If disturbed by fall plowing, many of the pupæ or matured beetles are killed. As yet no other effective remedy has been discovered.

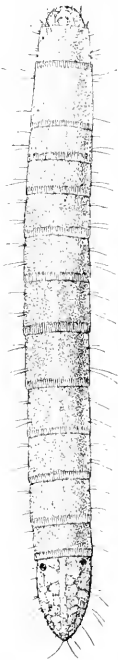


Fig. 284. (After Forbes.)

1396 (4280). *AGRIOTES STABILIS* Lec., Trans. Amer. Phil. Soc., X, 1853, 457.

Elongate, rather robust. Color variable, head and thorax usually piceous; elytra often dull red, pubescent; antennæ and legs reddish-brown. Thorax one-third longer than wide, sides nearly parallel, rounded in front; hind angles feebly divergent, not, or very obtusely, carinate; surface distinctly but finely punctate in front, very densely and finely punctate behind the middle. Elytral striae finely and deeply punctured; intervals flat, minutely punctulate and with fine transverse wrinkles. Length 9-11 mm.

Lake and Steuben counties; rare. June 17. Beaten from sassafras. A member of the Alleghanian fauna.



1397 (4284). *AGRIOTES INSANUS* Cand., *Elat.*, IV, 376.

Elongate-oblong; slender, convex. Pale dull brown; head and thorax somewhat darker; legs paler. Thorax slightly longer than broad; sides rounded on apical third; hind angles feebly diverging, subacute, not visibly carinate; disk with a median impressed line on basal half, rather densely and finely punctate. Elytral striae rather finely punctate; intervals densely and roughly punctulate. Length 7-8 mm.

Marion, Lawrence and Posey counties; frequent. April 16-June 6. Occurs on flowers of the red haw, *Crataegus*, and later on the foliage of the horseweed, *Ambrosia trifida*.

*A. fuscus* Lec., piccons or with the sides of thorax dark red, sometimes with elytra or even entire upper surface reddish-brown, is a northern species ranging from New England to California.

1398 (4286). *AGRIOTES PUBESCENS* Melsh.,  
Proc. Phil. Acad. Nat.  
Sci., II, 1845, 217.

Elongate, convex, rather densely clothed with grayish-yellow pubescence. Dark fuscous or sooty brown; antennae and legs dull reddish-brown. Thorax distinctly longer than wide, sides parallel and straight from base to apical fourth, thence suddenly rounded to apex; hind angles slightly divergent, carinate; surface deeply, rather densely and equally punctate. Elytra with sides parallel to beyond the middle, thence gradually narrowed to tips, which are acutely rounded; striae with fine punctures; intervals nearly flat, densely and roughly punctulate. Length 9 mm. (Fig. 285.)

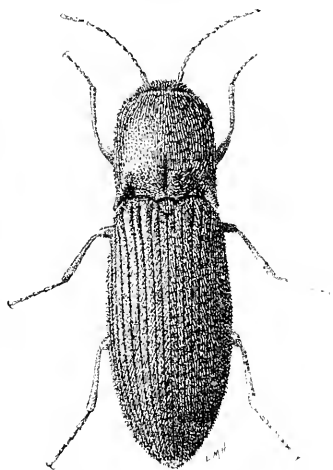


Fig. 285. - 51. (After Forbes.)

Lake and Wells counties; scarce. May 17-June 24. Recorded from Pennsylvania and Ohio.

1399 (4290). *AGRIOTES OBLONGICOLLIS* Melsh., Proc. Phil. Acad. Sci., II, 1845, 218.

Elongate, slender, convex. Dark reddish- to fuscous-brown, sparsely clothed with yellowish pubescence; antennae and legs pale reddish-brown, the former longer than head and thorax. Thorax subcylindric, convex; sides nearly straight to apical fourth, then curved to apex; hind angles acute, divergent, feebly carinate; surface finely and densely punctate. Elytral striae fine, impressed with oblong punctures; intervals minutely and rather densely punctulate, appearing as if transversely wrinkled. Length 6-9 mm.

Throughout the State; frequent in the southern half, less so northward. April 17-August 13. Occurs in April and May on

flowers of *Crotagus*, and later on foliage of various plants. Noted as mating on April 26.

1400 (4293). *AGRIOTES VICIOSUS* Lec., Trans. Amer. Phil. Soc., X, 1853, 457.

Elongate-oblong; convex. Picceous-black, shining; sparsely clothed with yellowish pubescence; legs and antennæ pale reddish-brown. Thorax slightly longer than wide, sides rounded on apical third; hind angles feebly diverging, strongly carinate; surface rather sparsely and very coarsely punctate. Elytral striae rather coarsely punctate; intervals nearly flat, sparsely and roughly punctulate. Length 8 mm.

Vigo County; scarce. May 24–June 9. Beaten from foliage. Known heretofore only from New England and Pennsylvania. Resembles *pubescens* but readily distinguished by the form of hind coxal plates, more shining surface and more coarsely punctured thorax.

### XXXI. *DOLOPIUS* Esch., 1829. (Gr., "crafty.")

Differs from *Agriotes* only in having the side margin of the thorax straight instead of being bent downward in front. One species only is known from North America.

1401 (4297). *DOLOPIUS LATERALIS* Esch., Thon. Archiv., Ent. II, 1829, 34.

Elongate, slender, subconvex. Picceous or sooty brown, sparsely clothed with short yellowish pubescence; apex and hind angles of thorax, more or less distinct sublumeral stripe of elytra, legs and basal joints of antennæ, yellowish. Thorax slightly longer than wide, sides parallel, rounded on apical fourth; hind angles acute, prominent, not divergent; disk densely and rather finely punctate, and with a faint median impressed line on basal half. Elytral striae with distinct, close-set punctures; intervals flat, finely, densely and rugosely punctulate. Length 7.8 mm.

Northern half of State; frequent. April 15–October 12. Beaten from foliage, especially that of tamarack; often occurs on flowers of blackberry. In some specimens the yellow on elytra is reduced to a mere trace on humeral angles.

### XXXII. *GLYPHONYX* Cand., 1863. (Gr., "carve + claw.")

Small, slender, brownish beetles, attenuate behind the middle and having the clypeus more or less angulate; hind angles of thorax not carinate; third and fourth joints of tarsi slightly lobed beneath. Five species are known from the United States, four of which occur in Indiana.

## KEY TO INDIANA SPECIES OF GLYPHONYX

- a.* Front of clypeus distinctly angulated.
- b.* Head at least, and usually the sutural line, dusky.
- c.* Larger, more robust; third and fourth tarsal joints lobed beneath; length 5.5-6 mm. 1102. *RECTICOLLIS.*
- cc.* Smaller, more slender; fourth tarsal joint only lobed beneath; length 4.5-5 mm. 1103. *INQUINATUS.*
- bb.* Color uniform dull reddish-yellow or "rufo-testaceous"; length 4-5.5 mm. 1104. *TESTACEUS.*
- aa.* Front of clypeus rounded or very obtusely angulated; color sooty or blackish-brown; length 4.5-5 mm. 1105. *QUIETUS.*

1102 (4299). *GLYPHONYX RECTICOLLIS* Say, *Journ. Phil. Acad. Nat. Sci.* 11, 1823, 168; *ibid.* 11, 109, 622.

Elongate-oblong, slender. Dull brownish-yellow; head, disk of thorax and sutural margins dusky; legs and antennae paler. Clypeus strongly descending with the apex almost rectangular. Second and third joints of antennae short, subequal, together one-half longer than fourth. Thorax as broad as long, sides straight, rounded on apical fourth; disk rather sparsely and finely punctulate; hind angles not carinate, scarcely divergent. Elytral striae punctate; intervals subconvex, with numerous minute punctures. Length 6 mm.

Southern two-thirds of State; frequent. March 8-November 1. Readily known from the next three by its larger size.

1103 (4302). *GLYPHONYX INQUINATUS* Say, *Trans. Amer. Phil. Soc.*, VI, 1836, 175; *ibid.* 11, 611.

Elongate-oblong, slender. Pale brownish-yellow, rather densely pubescent with long yellowish hairs; head and often a narrow sutural line dusky. Thorax slightly broader than long; sides nearly straight, slightly rounded on apical fourth, hind angles acute, not carinate, feebly divergent; surface finely and densely punctate. Elytra with finely punctured striae; intervals nearly flat with minute punctures. Length 4.5-5.5 mm.

Southern half of State; frequent. January 5-December 25. Hibernates beneath rubbish along fence rows and in dry, open woods; most frequent in June on vegetation.

1104 (4300). *GLYPHONYX TESTACEUS* Melsh., *Proc. Phil. Acad. Nat. Sci.*, II, 1845, 219.

Resembles *recticollis* but smaller and entirely dull reddish-yellow in color. Thorax with sides straight except immediately at apex, where they are rounded; hind angles not divergent. Clypeus acutely angulated at apex. Length 4-5.5 mm.

Throughout the State; frequent. April 6-December 23. Occurs in spring beneath chunks and stones in sandy localities; in summer on foliage.

1105 (4301). GLYPHONYX QUIETUS Say, Trans. Amer. Phil. Soc., VI, 1836, 184; *ibid.* 11, 622.

Elongate, slender, convex. Blackish-brown or piceous, rather densely clothed with short yellowish hairs; antennæ reddish-brown; legs pale yellow. Clypeus obtusely rounded in front. Thorax as in *recticollis*, the hind angles scarcely diverging. Tarsal claws with few rather robust teeth. Length 1.5-5 mm.

Southern half of State. Marshall County only in the north; frequent. March 25-June 10. Featen from vegetation.

XXXIII. MELANOTUS Esch. 1829. (Gr., "black + back.")

This genus contains a number of small or moderate-sized click-beetles, usually uniform dull brown in color and having the clypeus margined in front; antennæ serrate, with the first joint broad, the second and third variable; prosternum lobed in front, the sutures double and concave on outer side; hind coxal plates gradually dilated inwards and toothed above the insertion of the thighs; tarsi not lobed beneath, the claws with distinct, comb-like teeth. The males usually have the antennal joints pilose or clothed with erect bristling hairs.

The larvæ of three or four of the species are among the most destructive of the wireworms. The adults usually occur beneath bark or on the foliage of trees, to which their pectinate claws enable them to readily cling. They are so similar in form and hue that they are very difficult to separate. There is no special literature on the genus, the descriptions being widely scattered and many of them doubtless synonymous, and the group has given me more trouble than any other genus treated in the paper. All the Indiana specimens have been compared with such types and named species as are in the Horn collection at Philadelphia and the LeConte and Melsheimer collections at Cambridge. Of the 45 species listed from the United States, 19 have been taken in Indiana, while 9 others are herewith described for the first time. For convenience they are first separated into two groups and these in turn into species.

KEY TO GROUPS OF INDIANA SPECIES OF MELANOTUS.

- a.* Third joint of antennæ but little if any longer than second, the two together almost always shorter than fourth. Group *A.*  
*aa.* Third joint of antennæ at least one-half longer than second, the two together equal to or longer than fourth. Group *B.*

GROUP A.

This group comprises seven of the 28 species. The third joint of antennæ may be slightly longer than second, but never one-half longer.

## KEY TO SPECIES OF GROUP A.

- a.* Size larger, 14.5 or more mm.
- b.* Sides of thorax straight or nearly so; those of elytra distinctly converging on apical half.
- c.* Thorax distinctly narrower at apex than base, the sides straight from base to apex; last ventral of male very coarsely punctate; length 15-16 mm. 1406. *CORTICINUS.*
- cc.* Thorax very slightly narrower at apex than base, the sides distinctly rounded near apex; length 17.5-18 mm. 1407. *GLANDICOLOR.*
- bb.* Sides of thorax feebly but distinctly rounded, slightly sinuate in front of hind angles; those of elytra parallel or nearly so; color darker; length 18-21 mm. 1408. *CASTANIPES.*
- aa.* Size smaller, not over 12.5 mm.
- d.* Disk of thorax evenly and rather coarsely punctate; carinae of hind angles acute, distinct, close to and parallel to outer edge and reaching beyond the middle of thorax. 1409. *IGNOBILIS.*
- dd.* Disk of thorax unevenly and sparsely punctate; carinae of hind angles more or less oblique, not reaching middle.
- c.* Thorax more densely and coarsely punctured on sides than on middle, its sides straight or nearly so from base to apex; antennae of male very long. 1410. *TOXICORNIS.*
- cc.* Thorax rather finely and sparsely punctured on both sides and middle, its sides distinctly rounded on apical half.
- f.* Ventral segments of abdomen, except the last, finely and rather sparsely punctate; reddish or chestnut brown; length 7-9 mm. 1411. *AMERICANUS.*
- ff.* Ventral segments with coarse, dense, elongate, more or less confluent punctures; piceous or dark fuscous-brown; length 10-11 mm. 1412. *CRIBRIVENTRIS.*

1406 (4304). *MELANOTUS CORTICINUS* Say, Jour. Phil. Acad. Nat. Sci., III, 1823, 174; *ibid.* II, 113, 621.

Elongate, subconvex. Chestnut or dark reddish-brown, sparsely clothed with long grayish hairs. Second and third joints of antennae small, rounded, subequal; together much shorter than fourth. Thorax one-fourth longer than wide; disk with a median impressed line on basal half; surface rather sparsely and coarsely punctate, more densely on sides; hind angles feebly diverging, strongly carinate. Elytral striae feebly impressed with rather large, close-set punctures; intervals sparsely and finely punctulate. Length 14.5-15.5 mm.

Knox, Orange, Crawford and Posey counties; scarce. May 15-June 8. The seven specimens at hand are all males.

1407 (4321). *MELANOTUS GLANDICOLOR* Melsh., Proc. Phil. Acad. Nat. Sci., II, 1841, 152.

Elongate, the sides straight and parallel from near the front angles of thorax to beyond the middle of elytra. Chestnut-brown; sparsely pubescent with grayish-yellow hairs. Second and third joints of antennae sub-

equal, together a little shorter than fourth. Thorax subquadrate, convex, rather sparsely punctate at middle, very coarsely and closely on sides and with a faint median impressed line near base; hind angles strongly and acutely carinate. Elytral striae with crenate punctures; intervals flat, finely and sparsely punctulate. Length 17.5-18 mm.

Orange and Crawford counties; rare. June 1-June 26. This species may prove to be the female of *corticinus*. The single type at Cambridge is a female, as are also both of my specimens.

1408 (4320). *MELANOTUS CASTANIPES* Payk., Fam. Suec. Insect., III, 1800, 23.

Elongate, the sides parallel. Very dark reddish-brown, sparsely pubescent. Second and third joints of antennæ subequal, together slightly shorter than fourth. Thorax a little longer than wide, distinctly narrower at apex than base, sides feebly but distinctly rounded from base of hind angles to apex; disk coarsely and densely punctured, the median impressed line distinct on basal third; hind angles elongate, acute, divergent, strongly and obliquely carinate. Elytra with sides straight and parallel from base nearly to apex; striae feebly impressed with elongate punctures. Length 18-21 mm.

Laporte County; rare. May 20. Taken from beneath the bark of pine, and probably occurs only in the northern counties.

1409 (4312). *MELANOTUS IGNOBILIS* Melsh., Proc. Phil. Acad. Nat. Sci., II, 1844, 152.

Elongate, slender. Piceous or very dark reddish-brown, sparsely pubescent. Antennæ elongate, joints broader and more strongly serrate than usual, the third one-fourth longer than second. Thorax subquadrate, slightly longer than wide, a little narrowed in front, sides straight; carinae of hind angles continued onto elytral humeri. Elytra feebly but distinctly narrowed from base to apex, marked with rows of large, round, deep punctures; intervals minutely and sparsely punctate. Length 10.5 mm.

Fountain County; rare. June 16. Described from Pennsylvania. The long parallel carinae of hind angles, carinate humeri of elytra and broad antennal joints make this an easily distinguished species.

1410 (—). *MELANOTUS LONGICORNIS* sp. nov.

Elongate, slender. Chestnut or reddish-brown, sparsely clothed with prostrate grayish hairs. Antennæ of male reaching middle of elytra, of female one-fourth shorter; joints 2 and 3 subglobular, the third one-fourth longer than second, together much shorter than fourth. Clypeus concave, coarsely and densely punctate, its front margin feebly angulate at middle. Thorax one-fourth longer than wide, sides straight and diverging from apex to base; disk very sparsely and rather finely punctate at middle, more coarsely and closely on sides. Elytra with rows of coarse, close-set punctures; intervals smooth or nearly so. Abdomen coarsely and rather densely punctate. Length 9.5-10 mm.

Kosciusko, Vigo, Orange and Posey counties; frequent. May 31-June 6. This species occurs in collections under the name *corticinus*, but is very distinct in size, length of male antennae and punctuation of thorax, from that species as above described.

1411 (4336). *MELANOTUS AMERICANUS* Hbst., *Kafer*, 10, 1806, 71.

Elongate-oblong, slender. Dull reddish-brown, sparsely pubescent with grayish hairs. Second and third joints of antennae short, subequal, together about equal to fourth. Thorax not longer than wide, distinctly narrower at apex than base, sides feebly rounded on apical half; disk finely and sparsely punctate, with a faint median impression on basal third. Elytral striae very feebly impressed with large oblong punctures; intervals finely and sparsely punctulate. Length 7.9 mm.

Throughout the State; frequent. April 27-August 11. The thorax is more convex and rounded on sides in female than in male.

1412 (—). *MELANOTUS CRIBRIVENTRIS* sp. nov.

Elongate, rather robust. Uniform piceous, sparsely clothed with grayish pubescence; antennae and legs reddish-brown. Antennae slender, reaching basal fourth of clytra, second and third joints subglobular, subequal, together one-third shorter than fourth. Clypeus feebly concave, coarsely punctate, its front margin rounded. Thorax slightly longer than wide, sparsely and rather finely punctate; disk with a distinct median impression on basal two-thirds; hind angles rather short, scarcely divaricate, strongly carinate. Elytra very slightly tapering from the base, the punctures small, close-set; intervals smooth or nearly so. Length 10-11 mm.

Kosciusko County; rare. July 11.

#### GROUP B.

In this group the third antennal joint is always fully one-half longer than second and sometimes more than as long again. The following species, except one, are represented in the collection at hand:

##### KEY TO SPECIES OF GROUP B.

- a.* Hind angles of thorax with two carinae, the inner one much less distinct than the outer.
- b.* Thorax with a more or less distinct median impressed line.
  - c.* Fourth joint of antennae nearly or quite double the length of third; thorax slightly longer than wide; last ventral of male distinctly tumid or convex at middle; larger, 15 or more mm.
    - 1413. *DECUMANUS*.
    - cc.* Fourth joint of antennae but little if any longer than third; thorax not longer than wide; smaller, not over 14 mm.
      - 1414. *COMMUNIS*.
  - bb.* Thorax without a median impressed line.

*d.* Clypeus flat or slightly concave; thorax slightly wider at middle than elytra, strongly narrowed in front; length 14–17 mm.

1415. *FISSILIS*.

*dd.* Clypeus strongly concave; thorax not wider at middle than elytra; length 15–17 mm.

1416. *CANADENSIS*.

*aa.* Hind angles of thorax with but one carina.

*c.* Fourth joint of antennæ at least one-third longer than third.

*f.* Size larger, 12.5 or more mm.; form rather robust.

*g.* Surface of thorax sparsely and rather finely punctate, the sides straight from base to near apex; clypeus subangulate at apex; length 12.5–14 mm.

1417. *SAGITTARIUS*.

*gg.* Surface of thorax, at least on sides, coarsely and rather densely punctured; sides more or less rounded toward apex; clypeus broadly rounded; elytral intervals coarsely and distinctly punctate; length 14–15 mm.

1418. *DIFFICILIS*.

*ff.* Size smaller, not over 12 mm.; form usually much more slender.

*h.* Thorax very finely and so densely punctate as to make the surface dull; pubescence short, erect; length 10–11 mm.

*OPACICOLLIS*.

*hh.* Thorax normally punctate, the punctures either much more sparse or much coarser.

*i.* Surface closely pubescent with long gray prostrate hairs; elytra but slightly narrowed from base to apex; length 10–11.5 mm.

1419. *PILOSUS*.

*ii.* Surface sparsely pubescent with much shorter hairs; elytra (except in *macrer*) distinctly narrowed behind the middle.

*j.* Carinæ of hind angles very long, and close to margin; third joint of antennæ one-half longer than second, the two together slightly shorter than fourth; length 11 mm.

1420. *CARINUS*.

*jj.* Carinæ of hind angles not reaching middle of thorax; third joint more than one-half longer than second.

*k.* Length not more than 9 mm.; form very slender.

*l.* Clypeus rounded in front, convex; thorax short, not longer than wide.

1421. *TRAPEZOIDEUS*.

*ll.* Clypeus subtruncate, concave; thorax more slender, longer than wide.

1422. *PRASINUS*.

*kk.* Length 10–12 mm.; form more robust.

*m.* Clypeus strongly concave; sides of thorax straight; elytra parallel or nearly so.

1423. *MACER*.

*mm.* Clypeus flat or subconvex; sides of thorax more or less rounded; elytra distinctly narrowing behind the middle.

*n.* Dark reddish-brown or fuscous; disk of thorax coarsely and rather sparsely punctate.

1424. *VERBERANS*.

*nn.* Pale reddish-brown; disk of thorax very finely and more sparsely punctate.

1425. *ANGUSTATUS*.

*cc.* Fourth joint of antennæ but little, if any, longer than third.



- o.* Punctures on basal half of thorax minute, very dense and somewhat rugose; those on apical half much coarser; length 13-14 mm. 1426. GRADATUS.
- oo.* Punctures on basal and apical halves of thorax not varying greatly in density and coarseness.
- p.* Carinae of hind angles very distinct, and strongly diverging from apex to their bases, the space between carina and side at base with three or four rows of coarse punctures; length 12-14.5 mm. 1427. DIVARCARINUS.
- pp.* Carinae of hind angles less distinct and much less divergent, not over two rows of punctures between their bases and sides of thorax.
- q.* Larger and more robust species; length 11 or more mm.
- r.* Thorax very sparsely punctured, finely on the middle of disk, a little more coarsely on the sides; length 11-12 mm. 1428. PARAMPUNCTATUS.
- rr.* Thorax coarsely and closely punctured on sides.
- s.* Clypeus broadly but not deeply concave; color dark reddish-brown; length 15 mm. 1429. LIXUS.
- ss.* Clypeus subconvex; color fuscous or smoky brown; length 13.5 mm. 1430. DEBILIS.
- qq.* Smaller and much more slender species; length not over 10.5 mm.
- l.* Punctures of elytral intervals very fine and indistinct.
- u.* Reddish or sooty brown; clypeus subconvex; thorax as long as or slightly longer than wide, very finely and sparsely punctate at middle, more closely on sides. 1431. DEPRESSUS.
- uu.* Piceous-black; clypeus subconcave; thorax slightly wider than long, its punctures coarser. 1432. PERTINAX.
- ll.* Punctures of elytral intervals almost as coarse as those of striae; form very slender; color piceous; length 7.5-8.5 mm. 1433. TENAX.

1413 (4307). MELANOTUS DECUMANUS Erichs., Germ. Zeitschr., III, 1842, 104.

Elongate, robust. Piceous or dark reddish-brown, sparsely clothed with grayish hairs. Clypeus feebly concave, coarsely and densely punctate. Antennae slightly longer than head and thorax, third joint twice the length of second, three-fifths as long as fourth. Thorax slightly longer than wide, sides sinuate near base of hind angles, distinctly curved in front of middle; disk very coarsely and densely punctate on sides, more sparsely at center and with a smooth, more or less impressed line on basal two-thirds. Elytral striae feebly impressed, rather finely punctate; intervals finely and sparsely punctate. Length 14-18 mm.

Throughout the State; frequent. April 8-July 14. Beaten from pine and beech foliage; also beneath bark. The sides of thorax are more broadly rounded in females than in males.

\*1414 (4323). *MELANOTUS COMMUNIS* Gyll., Schon. Syn. Ins., III, 1817, 138.




Fig. 286.  $\times 4$ . (After Forbes.)

Resembles *fissilis* but more slender and paler brown in color. Thorax not wider than elytra, not longer than wide and with a distinct median impressed line on basal half; disk less densely and more finely punctured than in *fissilis* or *decumans*. Length 11.5-14 mm. (Fig. 286.)

The most abundant click beetle in the State. Hibernates in the same places as *fissilis* and often occurs in company with that species. January 14-December 25. Both this species and *fissilis* are attracted by electric light in May and June. Their larvæ are among the most injurious wire-worms preying upon corn. The larval stage extends over three or four years

and the change to a pupa takes place in July or August. From these pupæ the hibernating beetles begin to emerge in about one month.

\*1415 (4324). *MELANOTUS FISSILIS* Say, Trans. Amer. Phil. Soc., VI, 1836, 183; *ibid.*, II, 621.

Elongate, rather robust. Dark smoky brown or piccons, sparsely pubescent. Third joint of antennæ more than twice the length of second, one-third shorter than fourth. Thorax slightly wider than long, widest at middle, sides rounded; basal fissures very distinct; surface coarsely punctured, more densely on sides. Elytra gradually attenuate from base to apex, striae with crenate punctures; intervals flat, sparsely and finely punctulate and transversely wrinkled. Length 13-17 mm. (Fig. 287.)

Throughout the State, common; more so in the southern counties. January 5-November 23. Hibernates beneath loose bark, mullein leaves and rubbish and in cracks of logs in dry localities; usually three to a dozen or more close together. The females are much larger and have the disk of thorax more coarsely and densely punctate than the males.

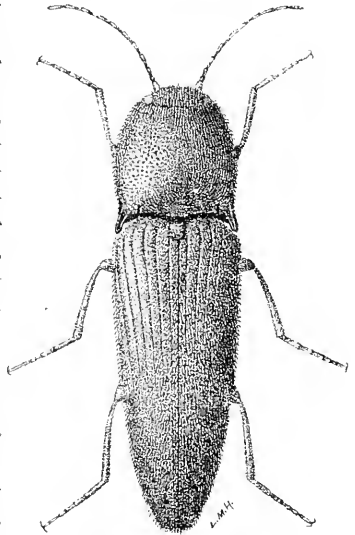


Fig. 287.  $\times 4$ . (After Forbes.)

1416 (4308). *MELANOTUS CANADENSIS* Cand., Monog. Elat., III, 1860, 342.

Elongate, robust. Piceous or dark chestnut brown, sparsely pubescent. Antennæ slightly longer than head and thorax, third joint double the length of second, one-half as long as fourth. Thorax slightly longer than broad, apex distinctly narrower than base, sides rounded on apical half; disk coarsely and densely punctate. Elytra feebly but distinctly tapering from base to apex, striae coarsely punctate. Length 15-15.5 mm.

Posey County; rare. June 2. Resembles both *fissilis* and *decumanus*. Differs in the strongly concave clypeus and in having the prosternum much more coarsely and closely punctured than in either.

1417 (4343). *MELANOTUS SAGITTARIUS* Lec., Trans. Amer. Phil. Soc., X, 1853, 480.

Elongate, slender. Dull sooty or reddish-brown, sparsely clothed with grayish hairs; legs paler. Second and third joints of antennæ together distinctly shorter than fourth. Thorax but slightly convex, a little longer than wide, feebly narrowed from base to apex, sides slightly rounded on apical third; disk sparsely and rather coarsely punctate, with an impressed line on basal half. Elytra with rows of rather coarse, feebly impressed punctures; intervals sparsely and finely punctulate. Length 12-13 mm.

Steuben and Kosciusko counties; rare. June 17-July 10. Beaten from elm.

1418 (—). *MELANOTUS DIFFICILIS* sp. nov.

Elongate, slender, parallel. Pale reddish-brown, sparsely pubescent. Clypeus short, coarsely punctate. Antennæ slender, third joint twice the length of second, one-half as long as fourth. Thorax slightly wider at base than long, narrowed in front; disk, viewed from above, with sides obviously sloping downward toward front angles, coarsely, evenly, not closely punctate; carinae of hind angles prominent, strongly diverging from their tips. Elytra almost parallel, striae feebly impressed, finely punctate. Length 11-15 mm.

Knox and Posey counties; rare. July 2-July 8. Resembles *corlicinus* and *sagittarius* in form. Elytral intervals more coarsely punctate than in any of our species except *tenax*.

*M. opacicollis*, Lec., fuscous, third joint one-half longer than second, was described from Rock Island, Illinois.

1419 (—). *MELANOTUS PILOSUS* sp. nov.

Elongate-oblong, slender. Pale reddish-brown, densely clothed with long grayish prostrate hairs. Third joint of antennæ in male two-thirds longer than second, one-half the length of fourth; in female twice as long as second, two-thirds the length of fourth. Thorax slightly longer than wide, sides nearly straight, feebly rounded on apical half; disk densely and rather coarsely punctate, a faint median impressed line behind the middle. Elytra with sides parallel from base to apical fourth, thence converging to a rounded apex; punctures of striae large, feebly impressed; intervals

sparsely and finely punctulate. Prosternal flanks sparsely and finely punctate. Length 10-11.5 mm.

Vermillion, Vigo, Knox and Posey counties; scarce. June 6—July 24. More densely pubescent than any other member of the genus taken in the State. Occurs on vegetation, especially that of milkweed.

1420 (—). *MELANOTUS CARINUS* sp. nov.

Elongate, rather robust. Fuscous or dark reddish-brown, sparsely pubescent with long gray hairs; antennæ and legs paler. Clypeus feebly concave, coarsely punctate. Third joint of antennæ much narrower than and one-half the length of fourth. Thorax subquadrate, scarcely narrower at apex than base, sides almost straight, the punctures very coarse, rather dense at sides, sparse at middle; disk with a vague median impression on basal third. Elytral striae feebly impressed, coarsely punctate; intervals minutely and indistinctly punctate. Last ventral of male with coarse, dense, elongate punctures. Length 12 mm.

Lake County; rare. June 4.

1421 (4315). *MELANOTUS TRAPEZOIDEUS* Lec., Trans. Amer. Phil. Soc., X, 1853, 475.

Elongate, slender. Dark chestnut or sooty brown, sparsely pubescent with long grayish hairs; antennæ and legs paler. Third joint of antennæ twice the length of second, one-third shorter than fourth. Thorax slightly longer than wide, sides nearly straight, feebly rounded on apical third, disk very sparsely and rather coarsely punctate; carinae of hind angles long, close to the margin. Elytra subparallel to apical third, thence gradually narrowed to tips; punctures of striae feebly impressed. Length 8-9 mm.

Throughout the State; scarce. March 21—July 3. Probably hibernates. Resembles *depressus*, but the thorax is shorter, and in that species the third joint of antennæ is more nearly the length of fourth.

1422 (—). *MELANOTUS PRASINUS* sp. nov.

Elongate, slender, subcylindrical. Reddish-brown, shining, sparsely pubescent. Clypeus subconcave, coarsely punctate. Third joint of antennæ twice as long as second, one-third shorter than fourth. Thorax distinctly convex, slightly longer than wide, sides straight to apical third, thence feebly rounded to apex, disk everywhere very finely and remotely punctate. Elytra strongly tapering from base to apex; striae rather coarsely punctate; intervals finely and sparsely punctate. Length 8.5-9 mm.

Vermillion and Posey counties; rare. June 15—July 3. Resembles *depressus*, but readily distinguished by the shorter, nearly truncate clypeus, narrower and more convex thorax and shorter third joint of antennæ.

1423 (4306). *MELANOTUS MACER* Lec., Trans. Amer. Phil. Soc., X, 1853, 473.

Elongate, slender, parallel. Rather pale reddish-brown, sparsely clothed with grayish hairs. Clypeus concave, coarsely and densely punctate. An-

tennae reaching basal third of elytra in male, third joint one half longer than second, the two together slightly shorter than fourth. Thorax a little longer than wide, sides nearly straight, disk rather sparsely and finely punctate. Elytra very little or not at all narrowed from base to apex, striae feebly impressed, rather finely punctate; intervals finely, sparsely and somewhat roughly punctate. Length 10.7-12 mm.

Lake County; rare. June 7-July 11. The slender, parallel form, strongly concave clypeus and straight sides of thorax easily distinguish this species.

1424 (4327). *MELANOTUS VERBERANS* Lec., Trans. Amer. Phil. Soc., X, 1853, 478.

Elongate, subdepressed. Dark reddish or fuscous-brown, sparsely clothed with grayish pubescence; antennae and legs smoky reddish-brown. Third joint of antennae twice the length of second, one-third shorter than fourth. Thorax about as wide as long; sides nearly straight on basal two-thirds, thence distinctly rounded to apex; finely and sparsely punctured on disk, more densely and coarsely on sides; hind angles sometimes with a faint inner carina. Elytra feebly attenuate from base to apex, punctures of striae slightly impressed; intervals subconvex, finely and very sparsely punctate. Length 10-11.5 mm.

Orange and Knox counties; scarce. June 1-June 6. Resembles *communis*, but the punctures of thorax much finer on disk and without trace of median impressed line.

1425 (4314). *MELANOTUS ANGUSTATUS* Erichs., Germ. Zeitschr., III, 113.

Elongate, slender. Pale reddish-brown, sparsely pubescent with pale yellowish hairs. Clypeus feebly convex, coarsely and closely punctate, its front obtusely rounded. Third joint of antennae double the length of second, one-third shorter than fourth. Thorax a little wider than long, sides straight from hind angles to middle, thence strongly rounded to apex; disk rather sparsely and finely punctate, more closely on sides, the carinae of hind angles close to and parallel with margins. Elytra finely striate-punctate; intervals very minutely punctate. Length 9 mm.

Steuben and Fulton counties; rare. May 6-June 16. A member of the Alleghanian fauna.

1426 (4338). *MELANOTUS GRADATUS* Lec., Proc. Phil. Acad. Nat. Sci., 1866, 390.

Elongate, rather robust. Reddish-brown, sparsely clothed with short pubescence. Third joint of antennae twice as long as second, but little shorter than fourth. Thorax convex, distinctly longer than wide, sides rounded in front of middle; punctures fine and very dense on basal half, gradually becoming sparse and coarse near front margin; disk feebly channeled behind the middle. Elytral striae with rather distant moderately impressed punctures. Length 13-14 mm.

Vermillion, Lawrence, Clark and Spencer counties; scarce. May 24-June 21. Beaten from foliage of elm. Known elsewhere only

from Ohio and Maryland. Easily recognized by the peculiar sculpture of thorax.

1427 (—). *MELANOTUS DIVARCARINUS* sp. nov.

Elongate, slender. Dull reddish or fuscous-brown, sparsely pubescent. Clypeus feebly concave, coarsely and densely punctate. Antennæ of male reaching middle third of elytra, third joint more than twice as long as second, nearly equal in length to fourth; of female, reaching base of thorax, third joint slightly longer than fourth. Thorax as wide at base as long, sides feebly curved and distinctly converging to apex, disk coarsely, evenly and rather closely punctate and with a distinct median impression on basal half; hind angles feebly inflexed rather than divergent at tips. Elytra gradually tapering from base to apex, the striae with rather coarse, well impressed, close-set punctures; intervals very sparsely and finely punctate. Length 12–14.5 mm.

Vermillion, Knox and Posey counties; frequent. April 23–July 6. Resembles *communis* in general appearance, but darker, and with a single strongly diverging carina on each hind angle.

1428 (4325). *MELANOTUS PARAMPUNCTATUS* Melsh., Proc. Phil. Acad. Nat. Sci., 11, 1844, 151.

Elongate, rather slender. Chestnut brown, sparsely pubescent; antennæ and legs reddish-brown. Clypeus subconvex, coarsely and densely punctate. Antennæ slightly longer than thorax, third joint twice the length of second, nearly as long as fourth. Thorax subquadrate, distinctly narrowed toward apex, sides nearly straight from base to middle, feebly curved to apex; disk punctured as mentioned in key and with a faint median impressed line on basal two-thirds. Elytra gradually tapering from base to apex, the striae with feebly impressed punctures; intervals very sparsely, minutely and roughly punctate. Length 10.5–11.5 mm.

Throughout the State; frequent. May 2–July 4.

1429 (—). *MELANOTUS LIXUS* sp. nov.

Elongate, robust. Dark reddish-brown, sparsely pubescent. Clypeus broadly rounded, coarsely punctured. Third joint of antennæ twice or more longer than second, as long as fourth. Thorax convex, distinctly longer than wide; sides sinuate near base of hind angles, thence nearly straight to apical fourth, where they are feebly rounded into apex; disk sparsely and rather finely punctate at middle, densely and coarsely on sides. Elytra feebly tapering from the base, striae rather coarsely and closely punctate; intervals very finely and sparsely punctate. Length 15 mm.

Posey County; rare. July 6.

1430 (—). *MELANOTUS DEBILIS* sp. nov.

Elongate, robust. Dark smoky or fuscous brown, sparsely pubescent; antennæ and legs paler. Clypeus less broadly rounded, coarsely punctate. Third joint of antennæ three-fourths longer than second, slightly shorter than fourth. Thorax a little longer than broad, sides feebly rounded; disk finely and sparsely punctate at middle, more densely and somewhat more

coarsely on sides and with a vague median impression on basal half; hind angles slightly divergent. Elytra as in *livus*. Length 13.5 mm.

Marshall County; rare. June 26.

1431 (4313). *MELANOTUS DEPRESSUS* Melsh., Proc. Phil. Acad. Nat. Sci., II, 1844, 151.

Elongate, slender. Fuscous or dark reddish-brown, sparsely pubescent; antennae and legs paler. Third joint of antennae more than twice as long as second, subequal to fourth. Thorax as long as wide, sides straight almost to apex, then feebly rounded; median line obvious from base to middle; carinae of hind angles long, parallel and close to margin. Elytra distinctly narrowed from base to apex; the striae feebly impressed, finely punctate. Abdomen coarsely and rather densely punctate. Length 9-10 mm.

Throughout the State, frequent; much more so in the northern counties. April 17-July 6. Beaten from vegetation. Close to both *trapezoides* and *pertinax*. From the former it may be known by the longer thorax and the more nearly equal third and fourth joints of antennae; from *pertinax* by the paler color, less rounded sides, and finer punctures of thorax.

1432 (4333). *MELANOTUS PERTINAX* Say, Trans. Amer. Phil. Soc., VI, 1836, 185; *ibid.* II, 623.

Elongate, slender. Black or piceous, sparsely clothed with very fine pubescence; antennae and legs much paler. Third joint of antennae twice as long as second, slightly shorter than fourth. Thorax slightly wider at middle than long, thence strongly rounded to apex; disk rather coarsely and very sparsely punctured, a faint median impression on basal half. Elytra gradually attenuate from near middle to apex; striae with feebly impressed punctures; intervals sparsely punctulate, transversely wrinkled. Length 10-10.5 mm.

Starke and Marshall counties; scarce. May 9-June 26.

1433 (4335). *MELANOTUS TENAX* Say, Trans. Amer. Phil. Soc., VI, 1836, 185; *ibid.* II, 623.

Elongate, slender. Blackish-piceous; legs and antennae paler. Third joint of antennae one-half longer than second, a little shorter than fourth. Thorax slightly longer than wide, sides almost straight to apical fourth, thence rounded to apex; disk rather finely and evenly, not closely punctate, with a vague median impression on basal third. Elytra feebly narrowed from the base; punctures of striae rather fine, feebly impressed. Length 7.5-8.5 mm.

Stenben County; rare. May 16-July 8. Easily known by the distinct and numerous punctures of elytral intervals.

XXXIV. *LIMONUS* Esch., 1829. (Gr., "found in meadows.")

Small or medium-sized rather slender click beetles, usually dull sooty-brown in color and having the front margined, the mouth anterior; first joint of tarsi scarcely longer than second; tarsal claws simple. In some of the species the margin of the clypeus is

almost obsolete at the middle. No synopsis of the 30 or more species listed from the United States has been published. They begin to reach maturity in May and are most common from then until about August 1, when they mostly disappear.

## KEY TO INDIANA SPECIES OF LIMONIUS.

- a.* Clypeus strongly and deeply emarginate in front; head and thorax rather densely covered with golden yellow hairs. 1434. AURIPILIS.
- aa.* Clypeus not, or broadly and shallowly, emarginate in front.
- b.* Legs and antennæ black; thorax brilliant metallic purple, very sparsely pubescent. 1435. AURIFER.
- bb.* Legs and antennæ reddish-brown or piceous; thorax more or less densely pubescent, not metallic.
- c.* Hind angles of thorax distinctly produced and rather strongly carinate.
- d.* Color dull sooty brown; length 9 or more mm.
- c.* Front of clypeus broadly emarginate, indistinctly margined in the middle.
- f.* Form slender; antennæ distinctly paler than the body, the third joint notably longer than the second; thorax longer than broad, its hind angles straight and median impressed line indistinct; smaller, 10-14 mm. 1436. GRISEUS.
- ff.* Form broader; antennæ fuscous or sooty brown, the third joint scarcely longer than second; thorax as broad as long, hind angles slightly but evidently divergent, median impressed line distinct; larger, 12.5-17.5 mm. 1437. INTERSTITIALIS.
- cc.* Front of clypeus broadly rounded or truncate, not emarginate, distinctly margined.
- g.* Clypeus rounded in front; antennæ entirely black; thorax with a median impressed line. 1438. CONFUSUS.
- gg.* Clypeus truncate in front; antennæ with basal joints reddish; thorax without median impressed line. 1439. PLEBEUS.
- dd.* Color black; length not over 7.5 mm.
- b.* Second and third joints of antennæ together longer than fourth; hind angles of thorax not paler. 1440. QUERCINUS.
- hh.* Second and third joints of antennæ small, rounded, together distinctly shorter than fourth; hind angles of thorax pale reddish-yellow. 1441. BASILLARIS.
- cc.* Hind angles of thorax short, scarcely produced, feebly and indistinctly carinate.
- i.* Elytra uniform sooty brown or piceous; length 9-11 mm. AGONUS.
- ii.* Elytra bicolored, piceous and dull reddish-brown; length 5-6.5 mm. 1442. ORNATIPENNIS.
- 1434 (4348). LIMONIUS AURIPILIS Say, Journ. Phil. Acad. Nat. Sci., III, 1823, 172; *ibid.* II, 112, 602.

Elongate-oblong. Piceous black; head and thorax densely, elytra sparsely, clothed with yellow hairs; basal joint of antennæ, legs, narrow basal



margin of elytra and epipleura, reddish-yellow. Third joint of antennæ as long as fourth and more than twice as long as second. Thorax slightly longer than broad, sides rounded; disk strongly convex, densely and rather coarsely punctured; hind angles very short, feebly carinate. Elytra with punctured striae; intervals flat, densely and coarsely punctulate. Length 9-10.5 mm.

Steuben, Kosciusko and Starke counties; scarce. June 1-July 5. A handsome and easily recognized species.

1435 (4353). *LIMONIUS AURIFER* Lec., Trans. Amer. Phil. Soc., X, 1853, 429.

Elongate-oblong, slender. Black, sparsely clothed with grayish hairs; head and thorax shining metallic purple. Second and third joints of antennæ small, rounded, equal, together slightly shorter than fourth. Thorax slightly longer than wide, sides feebly rounded; disk strongly convex, rather sparsely and coarsely punctured. Elytral intervals with punctures almost as large as those of the striae. Length 6-7.5 mm.

Marion, Jackson and Lawrence counties; scarce. May 20-July 20. Beaten from vegetation.

1436 (4355). *LIMONIUS GRISEUS* Beauv., Ins. Afr. et Amer., 1805, 214.

Elongate, rather slender. Dull grayish or sooty brown, head and thorax densely, elytra more sparsely, clothed with grayish-yellow pubescence; legs and basal joints of antennæ brownish-red; epipleura, indented portion of thorax and narrow apical and side margins of thorax and side margins of elytra, often dusky reddish. Third joint of antennæ nearly one-third longer than second, the two together longer but narrower than fourth. Thorax slightly longer than wide, distinctly narrower at apex than base, sides feebly rounded; disk strongly convex, densely and rather coarsely punctured. Elytral striae feebly impressed with rather large punctures; intervals flat, each with three irregular rows of smaller distinct punctures. Length 10-14 mm.

Throughout the State; common. May 12-July 12. Taken by sweeping grass and beating vegetation.

1437 (4356). *LIMONIUS INTERSTITIALIS* Melsh., Proc. Phil. Acad. Nat. Sci., 11, 1845, 215.

Elongate, robust, subdepressed. Dull sooty brown, sparsely clothed with yellowish hairs, more densely on head. Third joint of antennæ scarcely one-fourth longer than second, slightly shorter than fourth. Thorax as wide as long, sides nearly straight on basal half, feebly rounded in front of middle; disk rather densely and coarsely punctate, a median impressed line on basal two-thirds; hind angles acute, strongly carinate. Elytral striae with fine punctures; intervals subconvex, distinctly and rather coarsely punctate. Length 13.5-17.5 mm.

Southern half of the State, frequent; much less so in the northern counties. May 16-September 18. Occurs on vegetation and beneath cover. Our largest species of the genus.

1438 (4357). *LIMONIUS CONFUSUS* Lec., Trans. Amer. Phil. Soc., X, 1853, 430.

Elongate-oblong, slender. Dull sooty brown or piceous, slightly bronzed, sparsely pubescent; antennæ entirely piceous; legs and margin of epipleura reddish-yellow. Second and third joints of antennæ short, subequal, together about as long as fourth. Thorax slightly longer than wide, sides feebly rounded; disk convex, densely and rather finely punctured, an impressed median line on basal half; hind angles short, feebly carinate. Elytral striæ feebly impressed with close-set punctures; intervals flat, densely punctulate. Length 9-9.5 mm.

Marion, Lawrence, Monroe and Posey counties; scarce. April 12-September 20. Occurs beneath bark of oak and other trees.

1439 (4358). *LIMONIUS PLEBEJUS* Say, Ann. Lyc. Nat. Hist., I, 1825, 263; *ibid.* I, 396.

Resembles the preceding, but the clypeus is truncate in front; three basal joints of antennæ dull red, the second and third together longer than fourth; thorax without a median impressed line and with the sides (especially in the female) more broadly rounded. Length 8.5-9.5 mm.

Posey County; scarce. April 18-May 21.

1440 (4363). *LIMONIUS QUERCINUS* Say, *loc cit.*

Elongate-oblong, slender. Black, sparsely clothed with grayish pubescence; antennæ piceous, three basal joints reddish; legs reddish-yellow. Clypeus broadly emarginate. Thorax slightly longer than wide, strongly convex, sides feebly rounded; disk finely and rather densely punctate; hind angles short, subacute, feebly carinate. Elytral striæ finely impressed, deeply punctate; intervals finely and sparsely punctulate. Length 4.5-6 mm.

Throughout the State; common. May 16-August 11. Occurs most frequently on the leaves of oak and hazelnut.

1441 (4366). *LIMONIUS BASILLARIS* Say, Journ. Phil. Acad. Nat. Sci., III, 1823, 172; *ibid.* II, 111.

Closely resembles *quercinus* but usually a little smaller, with the hind angles of thorax more obtuse and always reddish-yellow. Antennæ with joints one and two often reddish-brown. Lobe of prosternum and legs reddish-yellow. Length 4.2-5.5 mm.

Throughout the State; common. May 19-October 12. Beaten from vegetation.

*L. agonus* Say and *L. maculicollis* Mots. have both been recorded from near Cincinnati. I have seen no specimen or description of the latter, and hence have not included it in the key.

1442 (4376). *LIMONIUS ORNATIPENNIS* Lec., New Sp. N. Am. Col., I, 1863, 84.

Elongate-oblong, slender. Black or piceous, finely pubescent with yellowish hairs; clytra each with an oblong, oblique spot reaching from humerus to middle, a common crossbar behind the middle and a narrow space on tips, dull reddish-yellow; hind angles of thorax, legs and basal joints of antennæ also reddish-yellow. Clypeus truncate; second and third joints of

antennæ short, nearly equal, together a little longer than fourth. Thorax slightly longer than wide, convex, narrowed on basal third; hind angles short, obtuse, not carinate; surface finely and rather densely punctate. Elytra striate, the striae punctate. Length 5.5 mm.

Lawrence County; rare. June 5. Beaten from sassafras. Described from Pennsylvania.

*Campylus denticornis* Kirby, black with paler margins, elytra bronzed-piceous, length 11 mm., is recorded from Pennsylvania and Ohio.

*Pityobius arguinus* Lee., long, parallel, blackish-piceous, thorax with a deep median groove, length 20-25 mm., occurs on pine in the Southern States and New Hampshire.

### XXXV. *ATHOUS* Esch. 1829. (Gr., "slow.")

Differs from *Limonius* in having the first tarsal joint much longer than second. In all of our species but one, the second and third tarsal joints are slightly lobed beneath and the thorax is distinctly longer than broad. Four species have been taken in Indiana, while two others perhaps occur.

#### KEY TO INDIANA SPECIES OF *ATHOUS*.

- a. Second and third tarsal joints lobed beneath.
  - b. Hind angles of thorax not carinate, the apex rounded.
    - c. Pale chestnut brown; size larger, 11-14 mm. 1443. BRIGHTWELLI.
    - cc. Dark sooty brown or piceous; thorax sometimes pale with darker median stripe; smaller, not over 10 mm. 1444. ACANTHUS.
  - bb. Hind angles of thorax distinctly carinate.
    - d. Second joint of antennæ much smaller than third, the latter equal to fourth.
      - c. Dull reddish- or sooty-brown. 1445. CUCULLATUS.
      - cc. Black, the bases of thorax and elytra narrowly yellow. 1446. SCAPULARIS.
    - dd. Second and third joints of antennæ small, equal; black, base of thorax reddish-brown. POSTICUS.
- aa. Second and third tarsal joints not lobed beneath. RUFIFRONS.

1443 (4384). *ATHOUS BRIGHTWELLI* Kirby, FAMIL. BOR. AMER., 1837, 146.

Elongate, slender. Pale dull brown, sparsely pubescent with yellowish hairs. Third joint of antennæ more than twice the length of second, nearly equal to fourth. Thorax one-half longer than broad, narrower than elytra; sides straight, feebly rounded at middle, margin flattened at front angles; hind angles compressed, obtusely rounded, with margin slightly reflexed; disk densely, rather finely punctate, usually with a median transverse line on basal half. Elytral striae deeply and rather coarsely punctured; intervals subconvex, finely punctate, transversely rugose. Length 11-18 mm.

Throughout the State; scarce, May 12-July 5. Occurs on grass and foliage of oak, beech and hickory. A single specimen

from Kosciusko County is 4 mm. larger than any others in the collection, measuring 18 mm. in length.

1444 (4385). *ATHOUS ACANTHUS* Say, Trans. Amer. Phil. Soc., VI, 1836, 178; *ibid.* II, 615.

Differs from the preceding only in its smaller size and usually darker color and in having the thorax more convex and more finely punctured. Rarely the thorax is reddish-yellow, with a narrow discal black spot. Length 7.5-10 mm.

Southern half of State, frequent; Kosciusko County, scarce. May 20-June 24.

1445 (4390). *ATHOUS CUCULLATUS* Say, Ann. Lye. Nat. Hist., I, 1825, 264; *ibid.* I, 397; II, 613.

Elongate, slender. Dull reddish or sooty-brown, sparsely pubescent with short, suberect yellowish hairs. Clypeus obtusely rounded and with a large triangular impression. Thorax one-third longer than wide, sides straight, male; broadly rounded on apical half, female; disk convex, densely and rather finely punctured; hind angles obtusely rounded and with a distinct oblique carina. Elytral striae feebly impressed with somewhat distant punctures; intervals subconvex, finely and sparsely punctulate, transversely wrinkled. Length 10.5-11.5 mm.

Lake, Kosciusko, Putnam and Posey counties; scarce. May 12-September 30. The species in hand is the one recognized by LeConte as Say's *cucullatus*. In the original description Say states that the "second joint of antennæ is not much shorter than third," whereas it is not more than one-third the length of third. It is possible that Say meant that the "third joint is not much shorter than fourth." Otherwise LeConte was wrong in his determination, as the comparative length of these antennal joints seldom varies.

1446 (4395). *ATHOUS SCAPULARIS* Say, Trans. Amer. Phil. Soc., VI, 1836, 178; *ibid.* II, 615.

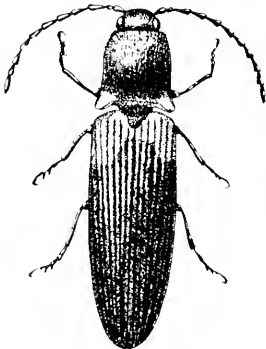


Fig. 288.  $\times 4$ . (Original.)

Elongate, slender, subdepressed. Black, opaque, finely and sparsely pubescent; hind angles of thorax and a rather broad humeral lunule on each elytron reddish-yellow; legs piccons. Antennæ longer than head and thorax, second joint one-third the length of third. Thorax longer than wide, sides feebly curved, disk densely and finely punctate; hind angles short, obtuse, with a distinct but fine carina. Elytral intervals subconvex, densely and roughly transversely wrinkled. Length 9.5-10.5 mm. (Fig. 288.)

Kosciusko, Knox, Lawrence, Posey and Crawford counties; scarce. May 28-July 4. Beaten from vegetation, especially that of oak.

*A. posticus* Melsh., length 12 mm., and *A. rufifrons* Rand., thorax reddish with black center, elytra brownish with paler sides, length 15 mm., have both been recorded from near Cincinnati.

XXXVI. LEPTOSCHEMA Horn. 1885. (Gr., "slender form.")

Differs from *Althous* only in having the prosternal sutures double. The antennae are as long as head and thorax; first joint of hind tarsi much longer than second, the joints not lobed beneath. Three species are listed from the United States, two of which have been taken in Indiana.

1447 (4409). LEPTOSCHEMA BICOLOR Lec., Trans. Amer. Phil. Soc., X, 1853, 428.

Elongate-oblong, broadest behind the middle. Above black or dark reddish-brown, sparsely clothed with short, suberect, grayish-yellow pubescence; beneath uniform pale reddish-brown. Clypeus of female obtusely rounded in front, impressed above. Antennae with second and third joints each nearly as long as fourth; this and the following joints without prominent angles in either sex. Thorax one-third longer than wide, strongly convex, sides feebly rounded, disk finely, evenly and densely punctured; hind angles slightly diverging, strongly carinate. Elytral striae fine, the punctures small, close-set; intervals flat, rather densely and roughly punctulate. Length 8.5-12 mm.

Putnam County; rare. August 12. A single female taken from beneath the bark of a maple log. It is more robust, less shining and more densely punctured beneath than the single male type in the Cambridge collection.

1448 (4410). LEPTOSCHEMA DISCALCEATUM Say, Trans. Amer. Phil. Soc., VI, 1836, 169; *ibid.* 11, 604.

Elongate, rather slender. Reddish or pale chestnut-brown, very sparsely clothed with fine yellowish pubescence; beneath pale, dull brownish-yellow. Clypeus prominent, subtruncate. Second and third joints of antennae shorter than in *bicolor*, the outer joints broader, with the angles better defined, thus causing them to appear more serrate. Thorax slightly longer than broad, sides broadly rounded on apical half; disk more sparsely, coarsely and unevenly punctured than in *bicolor*; hind angles slightly divaricate, strongly and obliquely carinate. Elytra with sides parallel to apical fourth, thence converging to a broadly rounded apex; striae finely punctate; intervals subconvex, sparsely punctulate. Length 11.5-13 mm.

Laporte and Fulton counties; rare. May 26-August 3. Taken from beneath bark of dead tamarack and pine.

XXXVII. BLADUS Lec. 1861.

Front not margined behind the labrum; tarsi not lobed beneath; prosternum not lobed in front, the sutures straight and excavated in front. But one species is known and was described from Indiana.

1449 (4411). *BLADUS QUADRICOLLIS* Say, Trans. Amer. Phil. Soc., VI, 1836, 186; *ibid* II, 624.

Elongate-oblong. Piceous-black, sparsely clothed with yellowish hairs. Second and third joints of antennæ equal, each nearly as long as fourth, the second more robust than third. Thorax transversely quadrate, sides nearly parallel; disk densely and coarsely punctured; hind angles nearly rectangular, not extending backward behind the line of base. Elytral striae punctate; intervals minutely punctured. Length 6.5-7 mm.

Described from Posey County. One specimen taken by Dury near Cincinnati. Not seen by me from the State.

XXXVIII. *NOTHODES* Lec. 1861. (Gr., "false appearance.")

This genus is represented by a single species which resembles so closely *Limonius griseus* that it can with difficulty be separated. The clypeus is truncate, suddenly deflexed at tip and not margined at middle; prosternum with a short lobe, the sutures feebly excavated in front.

1450 (4418). *NOTHODES DUBITANS* Lec., Trans. Amer. Phil. Soc., X, 1853, 433.

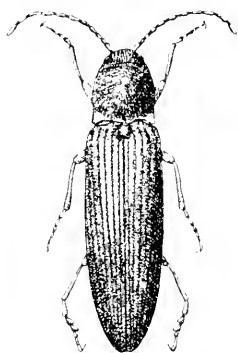


Fig. 289.  $\times 31$ . (Original.)

Elongate-oblong, rather robust. Dull sooty-brown or piceous, tinged with bronze; rather densely clothed, especially on head and thorax, with yellowish hairs; legs and antennæ paler. Second and third joints of antennæ subequal, together longer than fourth. Thorax nearly as broad as long, strongly convex, scarcely narrower in front than at base, sides feebly rounded; disk rather densely and finely punctate, with a feebly impressed median line; hind angles short, subacute, but faintly carinate. Elytra with sides parallel to apical third, thence rounded to apex, striae with punctures; intervals nearly flat, densely punctulate. Length 11-12.5 mm. (Fig. 289.)

Southern half of State; frequent. May 14-June 20. Taken by sweeping grass and low herbs; also especially on leaves of the greater ragweed, *Ambrosia trifida* L. One specimen was taken from the clutches of a large bumble-bee like fly, *Mallophora* sp.? which had just captured it and settled down for a feast.

XXXIX. *SERICUS* Esch. 1829. (Gr., "silken.")

Slender, fusiform species having the front convex, not margined; prosternal lobe long; hind coxal plates scarcely narrower on outer end. *Sericosomus* Steph. is a synonym.

1451 (4422). *SERICUS SILACEUS* Say, Ann. Lye. Nat. Hist., I, 1825, 260; *ibid.*, I, 395.

Oblong, slender. Dull reddish-yellow to sooty-brown, rather densely clothed with yellow hairs; head and thorax often paler than elytra. Second and third joints of antennae subequal, together slightly longer than fourth. Thorax one-half longer than broad, scarcely narrowed in front; sides rounded on apical third; disk densely and finely punctate; hind angles long, distinctly diverging, not carinate. Elytra with sides parallel to apical third; the striae with rather large moderately impressed punctures; intervals subconvex, sparsely punctulate, transversely wrinkled. Length 6.5-7.5 mm.

Putnam, Knox and Posey counties; scarce. May 22-June 11.

1452 (4424). *SERICUS FLAVIPENNIS* Mots., Bull. Soc. Mosc., 1843.

Elongate, slender. Fuscous- or dusky-brown, sparsely clothed with yellowish hairs; legs and basal half of elytra dull yellow. Second and third joints of antennae short, equal, together one-third shorter than fourth. Thorax two-thirds longer than broad, sides nearly straight, disk finely and very densely punctate; hind angles long, feebly divergent, finely but distinctly carinate. Elytra with sides attenuate behind the middle, striae punctate; intervals rather densely and roughly punctulate. Length 6.5-7 mm.

Lawrence County; rare. May 23.

#### XI. *CORYMBITES* Lat. 1834. (Gr., "a brush or pencil.")

This genus comprises a large heterogeneous group, into which have been shifted species widely different in form, size and color. They all agree in having the clypeus more or less flattened and not margined in front; tarsal joints without lobes, the claws simple; prosternum with a long lobe; hind coxal plates narrow on the outer end. The genus is badly in need of revision, and no literature except the widely scattered descriptions is available. About 80 species are known from the United States, of which the following have been taken or perhaps occur in Indiana:

##### KEY TO INDIANA SPECIES OF *CORYMBITES*.

- a.* Joints three and four of antennae subequal, or joint three rarely slightly longer than four.
- b.* Antennae serrate; joints 4 to 10 more or less triangular.
- c.* Third joint of antennae triangular, not much narrower than fourth; form not strongly robust.
- d.* Color above not uniform brown or piceous.
- e.* Elytra yellow, thorax black.
- f.* Elytra with a common sutural spot and two spots on each, black. 1453. *VERNALIS*.
- ff.* Elytra dull yellow, without spots. 1454. *TARSALIS*.
- cc.* Elytra black or piceous.

- g.* Thorax red with a black stripe on disk. 1455. *SIGNATICOLLIS*.
- gg.* Thorax picaceous with hind angles dull yellow; tips of elytra dull yellow. COPEL.
- dd.* Color above uniform dull brown or picaceous.
- h.* Form elongate, slender, subcylindrical; elytra with sides parallel to apical fourth, thence rounded to apex; length 11–12.5 mm. 1456. *CYLINDRIFORMIS*.
- hh.* Form shorter, more robust; elytra distinctly attenuate behind the middle; length 9–10 mm. 1457. *DIVARICATUS*.
- cc.* Third joint of antennæ cylindrical, distinctly narrower than fourth; form robust.
- i.* Color black, shining; length 15–23 mm. 1458. *ÆTHIOPS*.
- ii.* Color not black; length 8–12 mm.
- j.* Elytra dull yellow with two undulated darker bands; form subdepressed. 1459. *HEROGLYPHICUS*.
- jj.* Uniform bronzed picaceous; form much swollen. 1460. *INFLATUS*.
- bb.* Antennæ not distinctly serrate; joints 3 to 10 generally subcylindrical.
- k.* Form elongate, slender; thorax distinctly longer than wide.
- l.* Elytra uniform dull reddish-brown; length 15 or more mm. 1461. *PYRRHOS*.
- ll.* Elytra with alternate narrow stripes of brown and dull yellow; length 8–10.5 mm. 1462. *BIVITTATUS*.
- kk.* Form oblong, rather robust; thorax as wide as long; color dark chestnut brown. 1463. *ROTUNDICOLLIS*.
- aa.* Joint three of antennæ distinctly shorter and more narrow than joint four.
- m.* Elongate, parallel; uniform chestnut brown, shining. 1464. *SULCICOLLIS*.
- mm.* Oblong, dilated behind the middle.
- n.* Elytra dull yellow, each with a single dusky hooked line on apical half. 1465. *HAMATUS*.
- nn.* Elytra uniform cupreous or brownish-bronzed. SPLENDENS.
- 1453 (4427). *CORYMBITES VERNALIS* Hentz., Journ. Phil. Acad. Nat. Sci., V, 1827, 374.

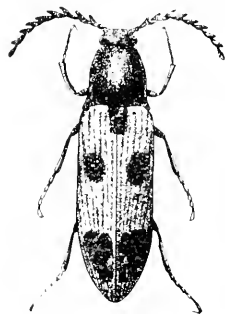


Fig. 290.  $\times 4$ . (Original.)

Elongate-oblong. Color given in key. Antennæ strongly serrate, subpectinate in male, third joint as long as fourth, its outer angle not as much produced. Thorax slightly longer than wide, sides feebly curved, disk densely and finely punctate, a basal median impressed line; hind angles short, divergent, faintly carinate. Elytra strongly attenuate on apical third, striae punctate; intervals flat, minutely punctulate. Length 8–10.5 mm. (Fig. 290.)

Posey County; frequent in spring on a perpendicular loss bank one-half mile south of New Harmony. April 22–April 26. Taken



at the same place on three different years, only on sunny days, when they flew to the face of the bank and often crawled into small openings. They evidently pupate in burrows in such banks and in the earth clinging to the roots of uprooted trees.

1454 (4450). *CORYMBITES TARSALEIS* Melsh., Proc. Phil. Acad. Nat. Sci., II, 1844, p. 157.

Elongate, rather slender. Black, sparsely and finely pubescent; elytra, except the very narrow sutural and side margins, dull yellow; legs reddish-brown. Antennæ half the length of body, second joint very small, obconic, third as wide as and slightly longer than fourth. Thorax one-half longer than wide; sides nearly straight, feebly curved on apical third; disk moderately convex, rather densely and finely punctured; hind angles obtuse, slightly excurved and divergent, not carinate. Elytra with sides nearly parallel to apical third, thence converging to the acute tips; striae feebly impressed, punctate; intervals subconvex, densely punctulate. Length 10.5–11 mm.

Starke and Posey counties; scarce. May 19–June 11. Beaten from blossoms of cherry trees.

1455 (4448). *CORYMBITES SIGNATICOLLIS* Melsh., Proc. Phil. Acad. Nat. Sci., II, 1845, 216.

Oblong, rather slender. Black, shining; labrum and thorax red, the latter with a broad median black stripe. Antennæ strongly serrate, with second joint small, obconic; third as long and nearly as wide as fourth. Thorax slightly longer than wide, sides feebly rounded; disk sparsely and rather coarsely punctate; hind angles moderately divergent, with a distinct oblique carina. Elytral striae with deep, coarse punctures; intervals subconvex, sparsely and roughly punctulate. Length 7.5–9.5 mm.

Orange and Crawford counties; May 26–June 12. Twenty or more specimens were taken from stems of wheat in an upland field near Wyandotte Cave, and a few beneath logs and stones along the margin of the same field.

*C. copi* Horn, length 12 mm., was described from Virginia and has been taken near Cincinnati.

1456 (4434). *CORYMBITES CYLINDRIFORMIS* Herbst., Käfer, X, 1806, 93.

Elongate, slender, subcylindrical. Dull sooty-brown or piceous, faintly bronzed, sparsely pubescent; legs, epipleura and often the very narrow margins of thorax and elytra and suture of latter dusky reddish. Third joint of antennæ three times as long as second. Thorax one-half longer than broad, male, one-fourth, female; sides nearly straight, disk densely and finely punctured, with a median basal impression; hind angles rather strongly diverging, indistinctly carinate. Elytral striae finely punctate; intervals flat, rather coarsely and densely punctulate. Length 11.5–16 mm.

Porter, Marion, Lawrence and Vigo counties; frequent. March 22–May 6. Occurs on vegetation, usually close to the ground. The females are scarce and much larger than males, with shorter antennæ and thorax.

1457 (4437). *CORYMBITES DIVARICATUS* Lec., Trans. Amer. Phil. Soc., X, 1853, 446.

Oblong, robust. Dull sooty-brown or picceous, sparsely and finely pubescent. Third joint of antennæ slightly longer than fourth, much longer than second. Thorax of male subquadrate, feebly convex, sides nearly straight, disk coarsely and densely punctate, hind angles strongly diverging; that of female wider than long, strongly convex, sides broadly rounded, a deep impression each side along front margin. Elytral striae feebly impressed with rather coarse punctures; intervals of male flat, densely and roughly punctulate; of female subconvex, finely and sparsely punctulate. Length 9-12 mm.

Crawford County; scarce. June 25-June 28. Beaten from foliage of oak. The so-called female is very different in appearance from the male. In addition to the distinctions above given, the body is much more robust, dark shining chestnut-brown in color and much less pubescent. It was described as *C. crassus* Lec. and may yet prove to be a distinct species. The mere fact that two beetles widely different in appearance are sometimes found in company, or even rarely *in coitu*, does not furnish absolute proof of their identity.

1458 (4468). *CORYMBITES ÆTHIOPS* Herbst., Kafer, X, 1806, 70.

Elongate, broad, subdepressed. Black, shining, finely and very sparsely pubescent; legs and antennæ picceous or dark reddish-brown. Third joint of antennæ twice the length of second, slightly shorter and much narrower than fourth. Thorax a little longer than broad, narrowed in front, sides feebly rounded; disk finely and sparsely punctate on middle, more densely on sides, with a faint median impressed line; hind angles slightly diverging, distinctly carinate. Elytra with sides parallel to apical third, thence strongly converging to apex; striae finely and closely punctate; intervals subconvex, sparsely and rather coarsely and roughly punctulate. Length 15-23 mm.

Throughout the State, frequent; more so in the southern counties. May 10-June 26. Occurs usually beneath stones and rubbish on high, dry hills; also on Virginia creeper, *Parthenocissus quinquefolia* Michx. Our largest species of the genus.

1459 (4482). *CORYMBITES HIEROGLYPHICUS* Say, Trans. Amer. Phil. Soc., VI, 1836, 172; *ibid.* II, 607.

Oblong, robust. Head and thorax picceous, bronzed, densely clothed with very fine, silky grayish-yellow pubescence; elytra dull yellow, with an oblique undulated blackish band from the humerus, connected by a narrow sutural stripe with another similar but broader band behind the middle, the latter with a sutural spur nearly to apex; antennæ and legs reddish-brown. Thorax as in *hamatus*, the carinae of hind angles indistinct. Elytra with punctures of the striae smaller than in *hamatus*, otherwise similar. Length 11-12.5 mm.

Northern third of State; scarce. June 7–June 27. Beaten from foliage of shrubs and trees about the margins of lakes and marshes.

1460 (4496). *CORYMBITES INFLATUS* Say, Ann. Lyc. Nat. Hist., 1, 1825, 258; *ibid.*, 1, 392; 11, 609.

Oblong, very robust or swollen. Black, bronzed, rather densely clothed with short, prostrate grayish and yellow hairs; antennæ and legs dull reddish-brown. Third joint of antennæ more than twice the length of second, slightly longer but more slender than fourth. Thorax convex, as broad as long, sides rounded; disk densely and rather finely punctured, with an impressed line on basal half; hind angles short, feebly divergent, distinctly carinate. Elytral striae faintly impressed with fine punctures; intervals subconvex, male, flat, female, rather densely and very minutely punctulate. Length 8.5–11 mm.

Marion and Posey counties; frequent. April 23–June 19. Taken by sweeping grass or beating foliage; usually in low, open woods.

1461 (4443). *CORYMBITES PYRRHOS* Hbst., Kafer, X, 1806, 30.

Elongate, slender. Dark reddish brown, finely and rather sparsely pubescent with yellowish hairs. Third joint of antennæ equal to fourth and nearly three times as long as second. Thorax narrower than elytra, two-thirds longer than wide, subconvex, sides nearly straight; disk rather densely and coarsely punctate; hind angles moderately diverging, finely carinate. Elytra with sides parallel to apical third, thence converging to apex; striae finely punctate; intervals nearly flat, finely and rather sparsely punctulate. Length 15–19 mm.

Lake, Starke and Steuben counties; scarce. June 7–July 12.

1462 (4444). *CORYMBITES BIVITTATUS* Melsh., Proc. Phil. Acad. Nat. Sci., 11, 1845, 219.

Elongate, slender. Piceous black or dark sooty brown, sparsely pubescent with yellowish hairs; legs, hind angles of thorax, and intervals 1 to 3 and 5 to 7 of elytra, dull yellow. Antennæ as in *pyrrhos*. Thorax narrower than elytra, one-half longer than wide, sides nearly straight; disk densely granulate-punctate; hind angles elongate, moderately divergent, indistinctly carinate. Elytra with sides parallel to apical fourth; striae punctate; intervals flat, roughly punctulate. Length 8–10.5 mm.

Jefferson and Posey counties; scarce. June 4–June 15. The dull yellow on upper surface varies in extent. Sometimes the entire elytra except a narrow sutural line and side margin are of this hue and it often forms a narrow median line on thorax.

\*1463 (4498). *CORYMBITES ROTUNDICOLLIS* Say, Ann. Lyc. Nat. Hist., 1, 1825, 259; *ibid.*, 1, 394.

Elongate-oblong, rather robust. Dark chestnut-brown, shining, not pubescent; thorax often reddish-brown. Third joint of antennæ slightly shorter

than fourth. Thorax rounded, subquadrate, strongly convex, sides rounded; disk sparsely and finely punctate; hind angles short, acute, divergent, strongly carinate. Elytra parallel, male, or slightly dilated behind the middle, female; striae deeply impressed without punctures; intervals convex, sparsely and very finely punctulate. Length 9.5–10.5 mm.

Vigo County; rare. September 29–December 12. Hibernates beneath logs on sandy hillsides. Occurs on foliage of Virginia creeper, *Parthenocissus quinquefolia* Michx.

1464 (4466). *CORYMBITES SULCICOLLIS* Say, Ann. Lyc. Nat. Hist., I, 1825, 256; *ibid.* I, 391; II, 602.

Elongate, rather slender. Uniform chestnut-brown, shining, not pubescent. Third joint of antennæ twice as long as second, nearly one-third shorter and slightly narrower than fourth. Thorax one-third longer than wide, widest at the front angles, slightly convex; disk finely and rather densely punctate, with an entire and deeply impressed median line; hind angles acute, slightly divergent, distinctly carinate. Elytra with sides parallel to apical third, thence rounded to apex, striae punctured; intervals subconvex, finely and densely punctulate. Length 14–16 mm.

Whitley, Marion and Lawrence counties; frequent. March 14–August 7. On the earlier date a half dozen or more were taken from beneath the loose bark of an ash snag, so that the species probably hibernates as imago.

1465 (4479). *CORYMBITES HAMATUS* Say, Trans. Amer. Phil. Soc., VI, 1836, 170; *ibid.* II, 605.

Oblong, robust, dilated at middle. Head, thorax and under parts dark reddish-brown to piceous; thorax densely clothed with yellow hair; elytra dull yellow, with a brownish stripe on outer side from tip to near middle, where it curves inward and backward. Second and third joints of antennæ small, subequal, together scarcely as long as fourth. Thorax convex, scarcely longer than wide, sides broadly rounded; disk finely and densely punctured, with a faintly impressed median line on basal half, hind angles feebly divergent, distinctly carinate. Elytral striae deeply impressed with rather coarse punctures; intervals subconvex, densely punctulate. Length 9.5–11 mm.

Posey County; rare. June 1. Taken by Dury near Cincinnati from foliage of honey locust.

*C. splendens* Zieg., hind angles of thorax and epipleura reddish, length 10–13 mm., has been recorded from New England, Pennsylvania and Ohio.

## XLI. OXYGONUS LEE, 1863. (Gr., "sharp + angle.")

Differs from *Corymbites* only in having the tarsal claws armed with a broad tooth near the base. Of the two species known, one occurs in Indiana.

1466 (1490). *OXYGONUS OBESUS* Say, Journ. Phil. Acad. Nat. Sci., III, 1823, 168; *ibid.* II, 109, 603.

Oblong, rather robust. Antennae, head and thorax picceous, bronzed; densely clothed with fine yellowish hairs; elytra and under parts dull reddish-brown, more sparsely pubescent; legs and two basal joints of antennae paler. Third joint of antennae twice as long as second, shorter than fourth. Thorax as wide at base as long, narrower in front; sides feebly rounded; disk finely and densely punctate; hind angles divergent, not carinate. Elytra slightly widest behind the middle, then strongly attenuate to acute tips; striae with indistinct punctures; intervals subconvex, minutely punctulate. Length 10 mm.

Kosciusko County; rare. June 5.

### XLII. *ASAPHES* Kirby, 1837. (Gr., "obscure.")

Differs from *Corymbites* only in the structure of the tarsi which have the first joint as long as the next two together; the second and third joints each dilated beneath into a short spongy lobe; fourth joint small and narrow, received upon the third; fifth joint elongate with simple claws. The known North American species are treated in the following paper:

*Horn*.—"Notes on the Species of *Asaphes* of Boreal America," in *Trans. Amer. Ent. Soc.*, VIII, 1880, 69-75.

Three species have been taken in Indiana, while two others probably occur.

#### KEY TO INDIANA SPECIES OF *ASAPHES*.

- a.* Hind angles of thorax carinate, basal margin with short, more or less distinct fissures.
- b.* Hind angles not divergent; prosternal spine curved.
- c.* Third joint of antennae shorter than fourth.
  - d.* Thorax very sparsely and indistinctly punctured. INDISTINCTUS.
  - dd.* Thorax rather finely but distinctly punctured. 1467. BREVICOLLIS.
  - cc.* Third joint of antennae equal to fourth. 1468. MEMNONIUS.
- bb.* Hind angles of thorax divergent; prosternal spine horizontal. (Fig. 291.) DECOLORATUS.
- aa.* Hind angles of thorax not carinate; basal margin without fissures. 1469. BILOBATUS.

*A. indistinctus* Lec., picceous, length 11 mm., is a southern species recorded from Cincinnati.

1467 (—). *ASAPHES BREVICOLLIS* Cand., *Mém. Elat.*, IV, 212.

Elongate, rather robust. Picceous-black or dark reddish-brown, shining, sparsely clothed with grayish pubescence; antennae paler, third joint two-thirds the length of fourth. Thorax longer than wide, sides feebly curved,

male; subquadrate, more convex, sides more distinctly curved, female; disk rather finely punctured, more densely and coarsely on sides; median impressed line distinct on basal half. Elytral striae finely punctured; intervals subconvex, rather sparsely punctulate. Length 11-14 mm.

Lake County; scarce. July 1—July 11. Horn placed this as a depauperate form of *memnonius*, but the latter always has the third and fourth joints of antennæ equal. Blanchard, who has given much study to the Elateridæ, considers the two distinct.

\*1468 (4510). *ASAPHES MEMNONIUS* Hbst., Kafer, X, 1806, 29.

Elongate, robust. Piccons to pale brown, sparsely pubescent; legs paler. Thorax as long as broad, sides nearly straight, less convex, male; broader than long, strongly convex, sides moderately curved, female; disk densely and coarsely punctate; hind angles with carina parallel with the margin. Elytral striae moderately deeply impressed with coarse shallow punctures; intervals subconvex, rather densely punctulate. Length 15-22 mm.

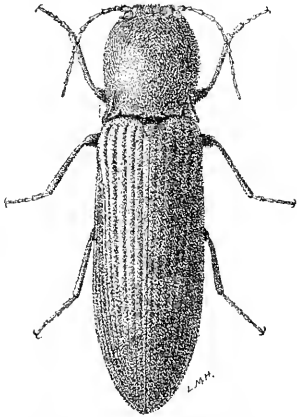


Fig. 291.  $\times 4$ . *Asaphes decoloratus* Say.  
(After Forbes.)

Throughout the State, frequent; less so in the southern counties. June 8—December 27. Occurs beneath stones and rubbish in dry localities. Taken in winter from beneath the bark of red oak logs.

*A. decoloratus* Say, piccons, black, often feebly bronzed, legs paler, length 9-15 mm., is said to occur in the "Atlantic region as far west as Missouri." (Fig. 291.)

1400 (4511). *ASAPHES BILOBATUS* Say, Trans. Amer. Phil. Soc., VI, 1836, 174; *ibid.* II, 610.

Elongate, rather slender. Dark chestnut to paler brown, shining; finely and very sparsely pubescent; antennæ and legs paler. Thorax of male longer than wide, sides straight, convergent in front; of female, nearly square, sides more or less curved, rarely slightly sinuate behind the middle; disk in both sexes moderately convex, finely and rather sparsely punctate; hind angles obtuse, not carinate. Elytra striate, the striae coarsely punctured; those nearest the suture much less deep in female; intervals subconvex, each with two rows of fine punctures. Length 13-16 mm.

Laporte and Posey counties; rare. June 25—August 20.

XLIII. *MELANACTES* Lec. 1853. (Gr., "black + shining.")

Large, smooth, shining black beetles, distinguished from allied genera by having the sides of the mesosternal cavity raised and swollen so as to be protuberant, and the tarsal joints furnished be-

neath with a dense brush of hairs. The antennae are serrate with third joint usually a little longer than fourth and the hind angles of thorax are prominent and strongly carinate. Four of the seven species known from the United States have been taken in Indiana.

## KEY TO INDIANA SPECIES OF MELANACTES.

- a.* Striae on disk of elytra not at all impressed, their punctures very fine and separated one from another by more than their own diameters; intervals flat, very minutely and indistinctly punctulate. 1170. PICEUS.
- aa.* Striae of elytra more or less impressed, the punctures more distinct and not separated by more than their own diameters; intervals distinctly punctulate.
- b.* Elytral striae deeply impressed, coarsely punctate; intervals strongly convex. 1171. MORIO.
- bb.* Elytral striae feebly impressed, finely punctured; intervals nearly flat.
- c.* Thorax rather sparsely and finely punctured. 1172. PUNCTICOLLIS.
- cc.* Thorax very densely and coarsely punctured. 1173. CONSORIS.

1170 (4514). MELANACTES PICEUS DeGeer, Ins., IV, 1775, 162.

Elongate, subdepressed. Black, strongly shining; antennae and tarsi piceous. Thorax a little longer than broad, slightly narrowed in front and at base of hind angles; sides feebly curved, strongly margined; disk finely, sparsely and shallowly punctate, more densely at sides. Elytra with sides parallel to middle, thence feebly narrowed into a rounded apex. Length 23-32 mm.

Throughout the State; scarce in the northern counties; frequent in the southern part. May 18-July 23. Occurs beneath stones and rubbish in dry localities. (Fig. 292.) The supposed larva, when full grown, is

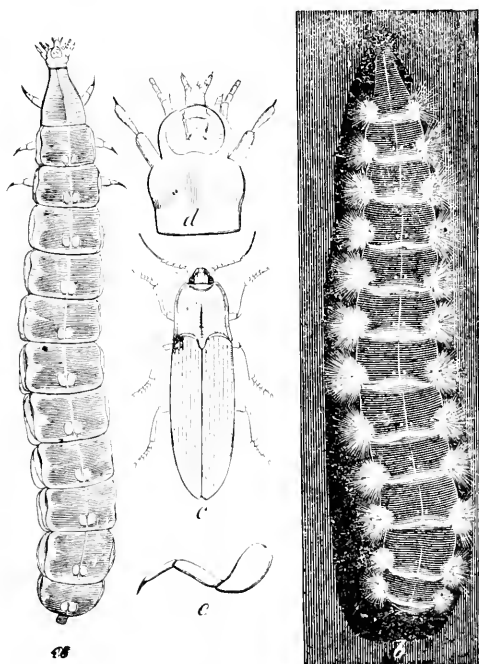


FIG. 292. *Melanactes piceus* DeG. — *a*, larva as seen by day; *b*, same as seen by night; *c*, beetle; *d*, enlarged head and parts of larva; *e*, enlarged leg of same. (After Riley.)

about three inches in length, subdepressed, and has a row of pale yellow spots along middle of back and another each side. In the dark these glow very brilliantly with a greenish-yellow phosphorescent light. Henshaw claims that this is not the larva of *M. piccus*, but that of a species of *Phengodes*.

1471 (4516). *MELANACTES MORIO* Fab., Ent. Syst., Emend. Suppl., 1798, 138.

Resembles *piccus* in form and structure; differs mainly by characters given in key. The thorax is proportionally shorter, being as broad as long and is somewhat more coarsely punctured. Length 22–26 mm.

Vigo and Parke counties; rare. June 12–June 17.

1472 (4517). *MELANACTES PUNCTICOLLIS* Lec., Proc. Phil. Acad. Nat. Sci., VI, 1852, 68.

Elongate, rather slender. Black, shining. Thorax longer than wide, somewhat narrowed in front, slightly rounded on sides, which are less strongly margined than in the two preceding species; disk rather finely and sparsely punctured, more densely on the sides; hind angles slightly divergent. Elytral intervals subconvex, finely and rather densely punctulate. Length 18–21 mm.

Marion, Vigo and Knox counties; scarce. May 23–June 25. Occurs beneath rubbish.

1473 (4518). *MELANACTES CONSORIS* Lec., Trans. Amer. Phil. Soc., X, 1853, 495.

Elongate, robust. Black, not very shining. Thorax not longer than wide, as wide at middle as at hind angles, more convex than in any of the preceding species; sides broadly rounded, strongly margined; disk densely and coarsely punctured, median dorsal line not distinct, somewhat smooth. Elytra slightly narrower than thorax, more obtusely rounded at apex than in any except *piccus*; striae distinctly punctured; intervals slightly convex, finely punctulate, transversely wrinkled. Length 23 mm.

Vigo County; rare. June 19. A single specimen taken from a blackberry bush. Described from Nebraska.

### Subfamily III. PEROThOPINÆ.

In this subfamily the antennæ are well separated at base and arise from small pits beneath well-marked frontal ridges, at a distance in front of the eyes; the mouth is inferior; labrum transverse, curved in front, closely united with the clypeus; prosternum slightly lobed in front, the spine very short; front coxæ small, globular, without trochantin; middle coxæ oval with a small trochantin; hind coxæ transverse, the plates broadly dilated on the inner side; tarsal claws with comb-like teeth. The subfamily is represented by the single genus:



XLIV. *PERORRHOPS* Erichs. 1842. (Gr., "to pierce + face.")

To this genus belong two medium-sized, oblong, robust species having the first joint of antennae elongate, conical, second one-third as long, third twice the length of second and one half longer than fourth. One of the two occurs in Indiana.

1474 (1538). *PERORRHOPS MUCIDA* Gyll., Schon. Syn. Ins., 1827, 133.

Oblong, parallel. Piceous, male; reddish-brown, female; feebly shining; sparsely clothed with very fine grayish pubescence. Thorax short, wider than long, narrower in front, sides feebly curved, male, more strongly, female, slightly sinuate in front of hind angles, which are short, subacute, feebly diverging, not carinate; disk very finely punctate, with sparse and coarser punctures intermixed, a feebly impressed median line on basal half. Elytra striate, the striae indistinctly punctate; intervals flat and equal, male, or alternately slightly narrower and more convex, female, finely punctulate. Length 11-18 mm.

Monroe, Posey and Crawford counties; scarce. May 12-June 11. Occurs on the trunks and branches of old beech trees.

## Subfamily IV. CEROPHYTINAE.

While no member of this subfamily has been taken in Indiana, it is doubtless represented in the southern third of the State by a rare species, *Cerophytum pulsator* Hald., a single specimen of which was taken by Dury near Cincinnati. It is an oblong black beetle, 7.5-8.5 mm. in length, with the hind coxal plates wholly wanting; tarsal claws pectinate on basal half; antennae pectinate in male, serrate in female; elytra deeply striate, the striae coarsely and closely punctate.

## Family XXXVIII. THROSCIDÆ.

## THE PSEUDO CLICK BEETLES.

This family contains only a few small oblong black or brownish beetles which resemble the Elaterids, and the next family, the Buprestids, in form and in having the prosternum prolonged behind into a spine which fits into a cavity in the mesosternum. They differ from the Elateridæ in having the pro- and mesosterna firmly joined, thus preventing the power of leaping possessed by most click beetles. From the Buprestidæ they are distinguished by having the ventral abdominal segments all free. The adult beetles are found on flowers, while the habits of the larvæ are as yet almost unknown.

In addition to the characters above mentioned, the Throscids have the antennæ 11-jointed, inserted on the front, and in repose

received in grooves along the inner margins of the inflexed portions of thorax; head immersed in thorax to the eyes; mouth inferior, applied in repose to the prosternum; thorax deeply sulcate on under side along the sutures for reception of antennae; prosternum with a rounded lobe in front which protects the mouth; front and middle coxae small, rounded, without trochantins, the cavities of the former closed behind by the mesosternum; hind coxae transverse and dilated into a plate partly covering the thighs; tarsi short, five-jointed, joints 1 to 4 being furnished beneath with long membranous lobes; claws simple.

The name *Throscus*, that of the typical genus, is ill-suited to these beetles, since it is derived from a Greek word meaning "to leap upon." The fixity of the thorax upon the trunk precludes any such motion. The family is represented in the United States by three genera and 18 species. Of these five species, belonging to two genera, have been taken in Indiana. The principal paper on the North American forms is by

*Horn*.—"Synopsis of the Throscidae of the United States," in *Trans. Amer. Ent. Soc.*, XII, 1885, 198-208.

KEY TO INDIANA GENERA OF THROSCIDE.

- a.* Antennae serrate, their cavities on prosternum short, straight; no tarsal grooves. I. DRAPETES.  
*aa.* Antennae terminating in a three-jointed club, their cavities long and curved; tarsal grooves present on metasternum. II. THROSCUS.

I. DRAPETES Redt. 1849. (Gr., "to run away.")

To this genus belong four species, one of which has been taken in the State, while two of the others may in time be found. Since the table by which they are separated is brief, it is herewith given.

KEY TO SPECIES OF DRAPETES.

- a.* Thorax black.  
*b.* Elytra red and black.  
*c.* Elytra with a broad sub-basal red crossbar. 1475. GEMINATUS.  
*cc.* Elytra with humeral and subapical red spots. QUADRIPUSTULATUS.  
*bb.* Elytra wholly black. NITIDUS.  
*aa.* Thorax red, elytra black. RUBRICOLLIS.

1175 (4542). DRAPETES GEMINATUS Say, *Ann. Lyc. Nat. Hist.*, I, 1825, 264; *ibid.* I, 398.

Oblong, convex. Black, shining, very sparsely pubescent. Elytra with a broad sub-basal red crossbar, this sometimes divided at the suture or reduced to a round spot on each side. Thorax as wide at base as long, grad-

nally narrowing to front, surface sparsely and rather coarsely punctured; carina of hind angles extending two-thirds to apex. Elytra slightly wider than thorax, not striate, sparsely, finely and irregularly punctate. Length 4 mm.

Southern half of State; frequent. May 25-June 26. Occurs especially on flowers of milkweed.

*D. quadripustulatus* Bony., more robust, thoracic carina shorter, length 4 mm., ranges from Wisconsin to Florida and has been recorded from Cincinnati. *D. nitidus* Melsh., wholly picous black, length 4 mm., is known from Pennsylvania.

## II. TIROSCUS Lat. 1796. (Gr., "to leap upon.")

In this genus the antennae vary in the two sexes. In the male the club is one and a half times the length and three times as broad as all the preceding joints together; in the female it is very little longer than the six preceding joints and not more than twice as wide as they. The eyes of the male are larger and less separated in front. Four species have been taken in the State.

### KEY TO INDIANA SPECIES OF TIROSCUS.

#### a. Eyes entire.

b. Striae of prosternum much shortened.

c. Hind angles of thorax without trace of carina. 1476. PUNCTATUS.

cc. Hind angles with a distinct but short carina close to the side margin. 1477. INVISUS.

bb. Striae of prosternum entire or nearly so; hind angles not carinate.

1478. CONSTRICTOR.

aa. Eyes with a narrow oblique impression very nearly dividing them into two equal portions; striae of prosternum entire; elytral intervals with two rows of punctures. 1479. CHEVROLATI.

1476 (4547). *TIROSCUS PUNCTATUS* Bony., Monog. Tiroseidae, 1859, 15.

Oblong, convex. Dark brown, moderately shining, sparsely and very finely pubescent. Thorax nearly twice as wide as long, sides strongly converging from base to apex, disk distinctly depressed on basal third, coarsely, equally and rather closely punctate. Elytra not wider than thorax, striate, striae rather closely punctate; intervals flat, each with two rows of close-set punctures which are almost as large as those of striae. Length 3-3.5 mm.

Vigo County; rare. May 28. In a specimen at hand the elytra are reddish-brown and the thorax picous.

1477 (4548). *TIROSCUS INVISUS* Horn, Trans. Amer. Entom. Soc., XII, 1885, 201.

Resembles *punctatus* but somewhat larger, darker and more robust, with the basal region of thorax less impressed, the punctures of disk more widely separated and a fine but distinct carina close to the margin on hind angles. Length 3.5-4 mm.

Owen and Posey counties; scarce. April 29–June 15. One specimen on the later date from flowers of *Cornus*.

1478 (4549). *THROSCUS CONSTRICTOR* Say, Trans. Amer. Phil. Soc., VI, 1836, 189; *ibid.* 11, 629.

Oblong, convex. Reddish-brown to piceous, moderately shining, sparsely pubescent. Thorax nearly twice as wide as long, rather strongly narrowed in front, sides feebly curved; surface coarsely and rather closely punctate, and strongly depressed each side on basal third. Elytra not wider than thorax, finely striate, striae punctate; intervals flat, each with two rows of sparse, rather fine punctures. Length 2.5–3 mm.

Marion and Perry counties; rare. June 12. Occurs from Canada to Georgia on flowers and leaves of May-apple and other low herbs.

\*1479 (4553). *THROSCUS CHEVROLATI* Bonv., Monog. Throscidae, 1859, 21.

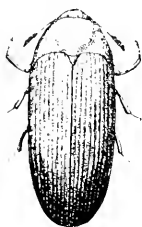


Fig. 293.  $\times 11$   
(Original.)

Oblong, convex. Reddish-brown, clothed with rather coarse, yellowish pubescence. Clypeus with two distinct parallel carinae. Thorax nearly twice as wide as long, much narrowed in front, widest in front of hind angles, which are prolonged and indistinctly carinate; surface rather finely and sparsely punctate, the basal region not depressed. Elytra slightly narrower than thorax, somewhat narrower behind the middle; surface with distinctly impressed and punctate striae; intervals each with two rows of fine punctures. Length 2.5–2.8 mm. (Fig. 293.)

Throughout the State; frequent. January 21–November 18. Hibernates beneath rubbish. Readily known by its obliquely impressed eyes and bicarinate front.

## Family XXXIX. BUPRESTIDÆ.

### THE METALLIC WOOD-BORING BEETLES.

A family of moderate extent, comprising beetles which vary much in shape and size. The larger ones are usually oblong elliptical and somewhat flattened, while many of the smaller species are either elongate and subcylindrical or short and ovate. Their bodies are hard and inflexible, with usually a bronzed or metallic surface. The antennae are short, rather slender and finely but distinctly serrate. Many of them resemble the click beetles in general form, but have the thorax and abdomen firmly united, so that they have no power of leaping.

The Buprestidæ are preëminently a tropical family, and in the torrid regions reach a large size and reflect the light from their polished bodies with an almost dazzling brilliancy. The adults of

our Indiana species are usually found upon flowers or upon the trunks and limbs of trees, basking in the sunshine. When disturbed they drop to the ground and feign death. The name of the typical genus, *Buprestis*, is from two Greek words meaning "ox" and "to blow up or swell," and was applied by the ancients to an insect whose sting caused a swelling in cattle, or which being eaten by cattle in the grass caused them to swell up and die." The name was afterward applied by Linnaeus to the members of the present family.

The principal characters, other than those above mentioned, which distinguish the family are the 11-jointed antennae inserted upon the front, the outer joints furnished with pores; head immersed in the thorax to the eyes; prosternum prolonged behind, fitting into mesosternum, the latter short, divided into two portions, which complete the front coxal cavities; elytra covering the abdomen or leaving but one segment exposed; abdomen with five ventral segments, the first and second united, the others free; front and middle coxae globular, with distinct trochantin; hind coxae transverse, concave behind, dilated into a plate partially covering the femora; tarsi 5-jointed, the first four joints each with more or less developed membranous lobes beneath.

The larvae of the larger Buprestids are wood borers, usually living under the bark of trees which are just beginning to decay, though some of them penetrate the solid wood. They are somewhat flattened in form, wholly destitute of legs, and have the head small and the first two or three thoracic segments very much broadened, so as to give the grubs a hammer-like form. For that reason they are known as "hammer heads" or "flat-headed borers," and some of them do much injury to orchards. Their burrows are broad and shallow, corresponding with the shape of the larger part of the body. These larger Buprestids are usually the first insects to attack trees which have been injured by sun scald, forest fires, or which have otherwise had their vitality weakened. They therefore occupy a position intermediate between the genuine wood borers, the Cerambycidae and Scolytidae, which bore into the solid wood, and those other wood beetles, like some of the Elateridae and Lucanidae, which inhabit only wood and bark in an advanced stage of decay.

The larvae of some of the smaller Buprestids, notably those of the slender-bodied species of *Agilus*, are shaped like the "flat-heads" above mentioned, and inhabit the stems of small trees and shrubs. One of the best known of these is the "raspberry cane borer," which causes galls on the stems of blackberry and raspberry. The larvae of other small, short-bodied forms, are slender

and cylindrical, with three pairs of short, widely separated legs. These live in leaves and soft twigs and are known as leaf miners.

The two principal papers treating of the North American forms are as follows:

*LeConte*,—“Revision of the Buprestidæ of the United States,”  
in *Trans. Amer. Phil. Soc.*, XI, 1859, 187–258.

*Crotch, G. R.*—“Notes on the Species of Buprestidæ found in  
the United States,” in *Proc. Phil. Acad. Nat. Sci.*, 1873,  
84–96.

In addition to these, monographs or synopses of several of the principal genera have appeared and will be mentioned under the proper heading.

Nearly 5,000 species of Buprestidæ are known, only about 300 of which are from the United States. For convenience the family is first divided into tribes, and these, in turn, into genera. Of the six tribes recognized in the North American fauna, representatives of four occur in Indiana.

#### KEY TO INDIANA TRIBES OF BUPRESTIDÆ.

- a.* Hind coxæ with the plates distinctly dilated near base, cut off on the outer end by the prolongation of the abdomen; their front margin straight, hind margin oblique; fourth tarsal joint not lobed.  
Tribe I. BUPRESTINI, p. 778.
- aa.* Hind coxal plates scarcely dilated internally or near base.
- b.* Thorax lobed at the base; front narrowed by the insertion of the antennæ.
- c.* Mesosternum emarginate, not divided; species larger, 5–11 mm.  
Tribe II. JULODINI, p. 792.
- cc.* Mesosternum scarcely visible; species smaller, not over 3 mm.  
Tribe III. MASTOGENINI, p. 795.
- bb.* Thorax truncate at base; clypeus not narrowed by the insertion of the antennæ; form slender.  
Tribe IV. AGRILINI, p. 795.

#### Tribe I. BUPRESTINI.

To this tribe belong our largest and also some of the smaller species. They are more or less flattened in form and are distinguished by the characters given above and by the mesosternum being always divided so that the cavity for the reception of the prosternal spine is formed both by the meso- and metasternum. Nine genera are known to be represented in Indiana, while another may occur.

#### KEY TO INDIANA GENERA OF BUPRESTINI.

- a.* Prosternal spine obtusely angulated behind the front coxæ; epimera of metathorax triangular, uncovered; scutellum small.
- b.* Mesosternum and metasternum closely united; antennal pores scattered over the sides of the joints; size large, 19 or more mm.

I. CHALCOPHORA.

- bb.* Mesosternal suture distinct; pores of antennae in small pits on the under side of the joints; size medium, rarely over 17 mm.
- c.* Prosternal spine obtusely rounded at apex.
- d.* Mentum entirely horn-like; elytra without yellow markings.
- c.* Scutellum small, rounded; tarsi broad, shorter than the tibiae. II. DICEREA.
- cc.* Scutellum much broader than long, truncate behind. III. PECTILOXOFA.
- dd.* Mentum membranous in front; elytra usually marked with yellow. IV. BUPRESTIS.
- cc.* Prosternal spine acute at apex; form very slender. V. CENYRA.
- aa.* Prosternal spine acutely angulated behind the coxae, acute at tip; epimera of metathorax partly covered by abdomen.
- f.* Clypeus not contracted by the insertion of the antennae; size small, usually flattened.
- g.* Mentum leather-like in front; base of thorax sinuate. VI. MELANOPHILA.
- gg.* Mentum entirely horn-like.
- h.* Base of thorax truncate; antennae serrate in both sexes. VII. ANTHAXIA.
- hh.* Base of thorax sinuate; antennae pectinate in male, serrate in female. XENORHINUS.
- ff.* Clypeus contracted by the antennae being inserted at the inner extremity of short oblique grooves; size medium; form rather broad and flat.
- i.* Third joint of tarsi truncate; hind tarsi with first joint elongate; scutellum large, acuminate. VIII. CHRYSOBOTHRIS.
- ii.* Third joint of tarsi much prolonged at side; hind tarsi with first and second joints equal; scutellum small. IX. ACTENODES.

I. CHALCOPHORA Sol. 1833. (Gr., "copper; bearing.")

Here belong the largest of our Buprestids, having the antennae inserted in small foveae; mentum broadly emarginate in front; hind tarsi with first joint elongated. The males have a distinct sixth ventral segment.

KEY TO INDIANA SPECIES OF CHALCOPHORA.

- a.* Margins of elytra entire or very finely serrate; median dorsal impression of thorax broad, more or less irregular.
- b.* Sutural stria of elytra on apical half only; color dull black, feebly bronzed. 1480. VIRGINIENSIS.
- bb.* Sutural stria of elytra entire; coppery or brassy yellow. 1481. LIBERTÆ.
- aa.* Margins of elytra strongly serrate on apical third; median impression of thorax deep, narrow. 1482. CAMPESTRIS.

1480 (4569). *CHALCOPHORA VIRGINIENSIS* Drury, Ins. I, 1770, 66.

Elongate-oval, robust. Dull black, feebly bronzed, the impressions of thorax and elytra often brassy. Head with a deep, median groove, this broader and deeper in front. Thorax one-third wider than long, sides rounded on apical third, disk with a broad median impression and two others each side, in the regions of the front and hind angles. Elytra each with four to six elongate impressed spaces which are finely and rather densely punctate. Length 23–30 mm.

Clark County; rare. June 30. Said to be common in the Middle, Eastern and Southern States. Occurs usually on pine.

1481 (4570). *CHALCOPHORA LIBERTA* Germ., Ins. Sp. Nov., 1824, 38.

Elongate-oval. Bright copper or brassy yellow; antennæ, legs and raised lines of thorax and elytra piceous brown. Thorax transverse, sides broadly rounded, disk with three broad raised lines, the middle one entire, the others interrupted at base, the intervals between them, as well as the sides, very coarsely and irregularly punctured. Elytra each with four raised lines, the second of which is wider than the first, or one next the suture, and broadly interrupted before and behind the middle by two impressed spots; stria between the suture and first raised line entire. Length 19–24 mm. (Fig. 294.)



Fig. 294. Natural size. (After Packard in Fifth Rep. U. S. Ent. Comm.)

Frequent on the scrub pines, *Pinus banksiana* Lamb, in the dune region of Lake, Porter and Laporte counties; not noted elsewhere in the State. May 28–September 19. The adults feed upon the young buds and leaves of pine, while the young live as borers in the decaying wood.

1482 (4573). *CHALCOPHORA CAMPESTRIS* Say, Journ. Phil. Acad. Nat. Sci., III, 1823, 165; *ibid.* I, 60.

Elongate-oval. Uniform grayish bronzed above; polished cupreous beneath. Thorax broader than long, narrowed in front, sides nearly straight; disk with a deep median channel, sides roughly and unevenly punctured. Elytra each with four narrow and somewhat interrupted raised lines, the broader intervals transversely roughened, a large slightly impressed spot before and another behind the middle. Length 22–28 mm.

Throughout the State; scarce. April 11–July 7. Occurs on beech, oak and other trees.

## II. *DICERCA* Esch. 1829. (Gr., "two + tails.")

Dull bronzed species of medium size, which, in addition to the characters mentioned in generic key, have the tips of elytra more or less prolonged and tapering, thus forming a kind of tail. About 20



species are known from the United States, five of which have been taken in Indiana, while one other perhaps occurs.

## KEY TO INDIANA SPECIES OF DICERCA.

- a.* Elytra much prolonged at apex.  
*b.* Tips of elytra entire. 1183. DIVARICATA.  
*bb.* Tips of elytra bidentate. PUGIONATA.  
*aa.* Elytra not much prolonged at apex, the tips bidentate.  
*c.* Thorax and elytra uniform without elevated smooth ridges.  
*d.* Thorax narrowed from the base; impressions of thorax and elytra distinct. 1184. OBSCURA.  
*dd.* Thorax narrowed from the middle; impressions indistinct. 1185. LURIDA.  
*cc.* Thorax and elytra uneven, the latter with short elevated smooth ridges.  
*e.* Front of head with a transverse carina; middle tibiae of male dentate. 1186. SPRETA.  
*cc.* Front not carinate; middle tibiae of male simple. 1187. ASPERATA.

1183 (4577). *DICERCA DIVARICATA* Say, Jour. Phil. Acad. Nat. Sci., 11, 1823, 163; *ibid.* 11, 105, 590.

Elongate-oval. Above brassy brown or grayish-cupreous; beneath cupreous. Thorax nearly twice as wide as long, side margins subangulate at middle; disk with a median impressed line and an indentation before the scutellum, its sides roughly, coarsely and unevenly punctured. Elytra with tips much prolonged and usually somewhat divergent; surface substriate, coarsely and irregularly punctate and with numerous raised reticulate smooth spaces. Length 16-21 mm. (Fig. 295.)

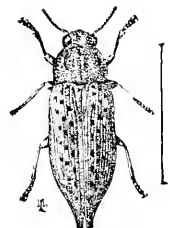


Fig. 295. (After Packard in Fifth Rep. U. S. Ent. Comm.)

Throughout the State; scarce. May 24-June 27. The larvæ burrow in the wood of beech and cherry and the beetles are usually found on the trunks or branches of these trees, though sometimes on apple, maple and oak, all of which have light colored bark, thus serving to protect the basking beetle from its enemies. One specimen was taken on June 12 from the clutches of a large bumble-bee-like fly, *Mallophora* sp.?

*D. caudata* Lee, is a small variety, more convex in form and having the thorax feebly narrowed from base to apex instead of widest at middle. A single specimen was taken from the flowers of willow near Pine, Lake County, May 30.

*D. pugionata* Germ., bronzed-cupreous, length 11-13.5 mm., is known from Pennsylvania and Maryland.

1481 (4579). *DICERCA OBSCURA* Fab., Ent. Syst., 1, 1798, 190.

Resembles closely the next species. Distinguished by its duller color, more depressed form, and by having the punctured impressed spaces of elytra larger and more distinct. The thorax is feebly narrowed from base to apex, not broadest at middle, as in *lurida*, and has a large oblique impression on each side. Length 16-18 mm.

Posey County; rare. November 9. One in Webster collection labeled "Ind."

1485 (4579a). *DICERCA LURIDA* Fab., *loc cit*

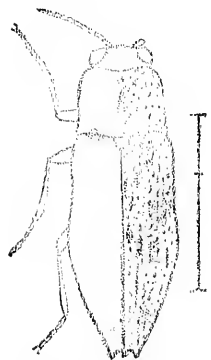


Fig. 296. (After Packard in Fifth Rep. U. S. Ent. Comm.)

Elongate-oval. Grayish-bronzed above, dull cupreous beneath. Thorax one-half wider than long; side margins broadly rounded on apical two-thirds; surface rather evenly and coarsely punctured on the sides, the disk smoother. Elytra striate, the intervals coarsely punctate; surface with a number of small, densely punctate impressions; apices but little prolonged, the tips bidentate. Length 14-19 mm. (Fig. 296.)

Throughout the State; frequent. May 20–August 16. Occurs on hickory, in the wood of which the larvæ live; also beneath stones. Listed as a variety of *obscura*, but probably a valid species.

1486 (4581). *DICERCA SPRETA* Gory, Mon. Buprest., IV, 1837, 108.

Oblong-oval. Above brassy-bronzed, beneath cupreous. Front concave, with a transverse carina between the bases of antennæ. Thorax one-half wider than long, sides rounded in front, parallel on basal half; disk with four elevated smooth lines, between which and on the sides are a number of irregular and deep punctured impressions. Elytra with interrupted coarsely punctured striae and with a number of small scattered, elevated, polished brown spaces; tips short, bidentate. Apex of abdomen emarginate in male; tridentate in female. Length 17 mm.

Crawford County; rare. September 9. Taken from trunk of oak tree.

1487 (4582). *DICERCA ASPERATA* Lap. & Gory, Mon. Buprest., 1837, 105.

Elongate-oval. Brassy-bronzed above, cupreous beneath. Front of head concave, coarsely and rugosely punctate, without transverse carina. Thorax one-half broader than long, sides rounded to near base; disk with two wide, smooth, flattened ridges separated by a narrow punctured median line, and also an irregular narrow, smooth ridge each side, the impressions deeply and coarsely punctured. Elytra each with a number of elongate smooth elevations, these more prominent near the suture; the depressions each side coarsely punctate; tips short, bidentate. Length 14-16 mm.

Lawrence County; rare. May 11. Beaten from blossoms of wild crab-apple.

III. *POECILOXOTA* Esch. 1829. (Gr., "variegated" back.")

Differs from *Dicerca* in having the scutellum very transverse and truncate behind, with its hind angles well marked. The third joint of antennae is twice as long as second; fourth triangular and nearly as broad as the fifth.

1488 (4591). *POECILOXOTA* *CYANIPES* Say, Journ. Phil. Acad. Nat. Sci., 11, 1823, 164; *ibid.* 11, 106.

Elongate-oval. Greenish-brassy above, dark cupreous beneath; antennae and tarsi bluish-green. Thorax one-third wider than long, side margins feebly rounded, disk with an elevated smooth median line, sides very coarsely and irregularly punctured. Elytra with numerous short, irregular, elevated smooth spaces, between which are coarsely punctured brassy depressions; tips prolonged, somewhat divergent, either entire and finely serrate, or with two teeth at apex. Length 11-15 mm.

Northern half of State, scarce; not taken south of Marion County. May 28-July 29. Occurs on pine, sycamore and oak trees.

IV. *BUPRESTIS* Linu. 1735. (Gr., "ox" = swell.")

Medium-sized species, having the front portion of mentum membranous; scutellum small and rounded. The elytra are moderately narrowed behind and are often very prettily marked with yellow. Four have been taken in Indiana, while one other may occur.

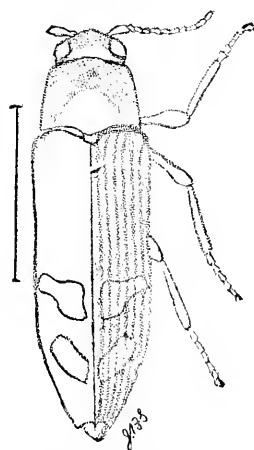


Fig. 297. *Buprestis fasciata* Fab. (After Packard in Fifth Rep. U. S. Ent. Comm.)

KEY TO INDIANA SPECIES OF *BUPRESTIS*.

- a.* Prosternum not or indistinctly sulcate.
- b.* Elytra with distinct spots.
- c.* Elytra green with yellow spots.
- d.* Elytra each with a basal stripe, two spots behind the middle, and the apex yellow. 1489. *RUFIPES*.
- dd.* Elytra with a common yellow cross-bar behind the middle, and a yellow spot on each midway between the bar and apex. (Fig. 297.)
- cc.* Elytra brassy black, each with four often more or less connected yellow spots. 1490. *LINATA*.
- bb.* Elytra brassy black without spots. 1491. *MACULIVENTRIS*.
- aa.* Prosternum distinctly sulcate throughout its full length; bright green, the suture and sides of elytra cupreous. 1492. *STRIATA*.

1489 (4598). *BUPRESTIS RUFIPES* Oliv., Nat. Hist. des Ins., II, 1801, 16.

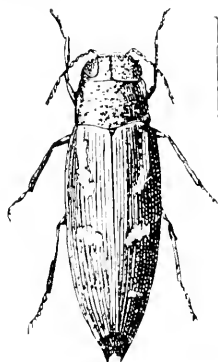


Fig. 298.

Elongate. Above green, tinged with brassy, shining; elytra spotted as described in key; an oblique yellow stripe near margin of thorax. Beneath green, with a median stripe extending from mouth to second ventral segment and a row of small spots along the sides, bright yellow; legs and last three ventral segments purplish-red. Thorax one-third wider than long, disk sparsely and coarsely punctured; an impressed spot before the scutellum. Elytra with narrow, deeply punctured striae; tips bidentate. Length 18–25 mm. (Fig. 298.)

Southern half of State; scarce. June 10–July 4. One of the most brilliantly colored and handsome of our native beetles. Usually occurs on old beech or maple trees and logs, in the wood of which the larvæ live.

*B. fasciata* Fabr., length 20–23 mm., is a southern species recorded from Cincinnati.

1490 (4601). *BUPRESTIS LINEATA* Fab., Ent. Syst., I, 1798, 192.

Elongate-oval. Above black, with a brassy tinge; elytra each with four yellowish spots, one sub-basal, one before and another behind the middle, the fourth and smallest subapical; these spots sometimes united to form two broad stripes; beneath dull bronze, the head and front margin of prothorax yellowish. Thorax strongly narrowing from base to apex, disk sparsely, irregularly and coarsely punctured. Elytra striate, the striae finely punctate; intervals subconvex, very sparsely and coarsely punctate; tips bidentate. Length 11–15 mm.

Lake County; rare. June 29–July 25.

1491 (4606). *BUPRESTIS MACULIVENTRIS* Say, Long's Exped. to St. Peter's Riv., II, 1824, 272; *ibid.* I, 178.

Elongate-oval. Black, tinged with brassy; front angles of thorax, a small spot above base of antennæ and a row of spots along the sides of abdomen, reddish-yellow. Thorax at base one-half wider than long, sides rounded and suddenly curved downward in front of middle; disk coarsely, sparsely and unevenly punctate. Elytra with finely punctured striae; intervals subconvex, more coarsely punctate. Length 16 mm.

Putnam County; rare. June 18. Presented by Guy Wilson.

1492 (4609). *BUPRESTIS STRIATA* Fab., Syst. Eleut., II, 1821, 192.

Elongate-oval. Above brilliant green, the

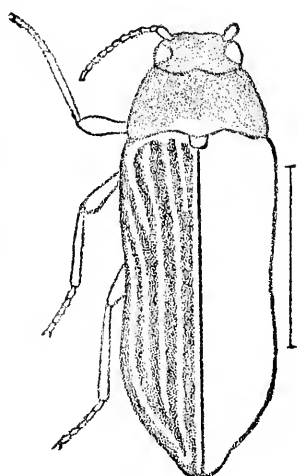


Fig. 299. (After Packard in Fifth Rep. U. S. Ent. Comm.)

dorsal median space of thorax, suture and narrow side margins of elytra cupreous; beneath greenish, tinged with cupreous. Thorax one-third wider than long, sides nearly straight, disk coarsely, densely and unevenly punctured. Elytra each with four sparsely punctured narrow raised lines, the broader intervals densely and reticulately punctured. Tips together rounded, not dentate. Length 13-17 mm. (Fig. 299.)

Putnam and Lake counties; scarce. February 16-June 21.

#### V. CIXYRA Lap. & Cory. 1837. (Gr., "the lyre.")

To this genus belongs a single rather small oblong species, having the pores of the antennae in pits on the end of the joints and the prosternal spine acute at apex.

1493 (4615). CIXYRA GRACILIPES Melsh., Proc. Phil. Acad. Nat. Sci., 11, 1844, 145.

Elongate-oblong, slender, subdepressed. Above dull fuscous, obscurely bronzed; beneath cupreous. Thorax quadrate, a fourth wider than long, sides straight, apex truncate; disk coarsely and roughly punctured and with a distinct median groove. Scutellum triangular. Elytra feebly striate, the striae punctate, disk with two subobsolete impressions, one before and the other behind the middle; intervals alternately a little elevated; tips narrowed but not prolonged, feebly bidentate. Length 10-11 mm.

Marshall, Marion and Posey counties; scarce. June 6-June 12. Beaten from branches of oak along the border of low woods.

#### VI. MELANOPHILA Esch. 1829. (Gr., "black + love.")

This genus is separated from *Anthaxia* only by the characters given in key to genera. One species has been taken in the State and two others perhaps occur.

##### KEY TO INDIANA SPECIES OF MELANOPHILA.

- a.* Elytra acute at tips; first joint of hind tarsi equalling the next three in length.
- b.* Front sparsely punctured; elytra with yellow spots. 1494. NOTATA.
- bb.* Front densely punctured; elytra without spots; sides of thorax oblique behind, the disk widest in front of middle. APPENDICULATA.
- aa.* Elytra rounded at tips; first joint of hind tarsi not longer than the next two; thorax coarsely punctured over its entire surface; tip of prosternum broadly triangular. ENEOLA.

1494 (4617). MELANOPHILA NOTATA Lap. & Gory, Mon. Buprest., 1, 1837, 4.

Elongate, depressed. Black; head and thorax shining; elytra less shining, each marked with yellow as follows: a short stripe near middle of base which curves inward and terminates near suture in a rounded spot, the latter sometimes separated; a short bar on apical third and often a small spot on middle near margin. Thorax one-half wider than long, sides



Fig. 300. *Melanophila appendiculata* Fab. (After Packard in Fifth Rep. U. S. Ent. Comm.)

regularly curved; disk evenly granulate-punctate with a small impression in front of scutellum. Elytra with margins serrate near tips, disk granulate-punctate. Length 9-12 mm.

Marion County; rare. June 22. One specimen taken from window of street car. Recorded from Georgia and Florida.

*M. appendiculata* Fab. (*longipes* Say.) (Fig. 300), black, length 7-13 mm., has been recorded from Cincinnati; *M. uncola* Melsh., convex, bronzed, length 4.5-6.5 mm., occurs in the "Middle and Southern States."

#### VII. ANTHAXIA Esch. 1829. (Gr., "a flower + worthy of.")

Small flattened species, having the mesosternum narrowly divided and separated from the metasternum by a distinct suture; antennae serrate in both sexes, the pores at the ends of the joints; head and thorax marked with shallow punctures with the intervening lines forming a fine network. The genus has been monographed by

Horn.—"Revision of the species of some Genera of Buprestida," in Trans. Amer. Ent. Soc., X, 1882, 106.

Of the eight species recognized by Horn, four have been taken in Indiana, while another may occur.

##### KEY TO INDIANA SPECIES OF ANTHAXIA.

- a. Body depressed, oblong-oval; last ventral segment punctured like the ones preceding.
- b. Tarsal claws simple or merely a little broader at base.
- c. Elytra roughly granulate. 1495. *LENEOGASTER*.
- cc. Elytra feebly sculptured, at most with small raised points.
- d. Body above and beneath uniform brownish-bronze, feebly shining; elytra with fine raised points. 1496. *VIRIDIFRONS*.
- dd. Body nearly black with a slight purplish lustre; front and sides of thorax broadly cupreous or bronzed; elytra scarcely wrinkled. 1497. *VIRIDICORNIS*.
- bb. Tarsal claws broadly toothed at base; color bright green, bluish or purple, shining. 1498. *QUERCATA*.
- aa. Body slender, wedge-shaped; last ventral segment much more coarsely punctured than those preceding. *FLAVIMANA*.

1495 (4628). *ANTHAXIA LENEOGASTER* Lap., *Mon. Buprest.*, 1, 1837, 32.

Rather broad, depressed. Above piceous or black, the surface with faint bronze lustre; beneath, bronzed, more shining. Head densely punctate, reticulate, front concave. Thorax nearly twice as broad as long, sides feebly curved in front, slightly sinuate behind; disk coarsely reticulate, usually with four shallow fovee arranged in a curved transverse row. Ely-

tra gradually narrowed on apical third, the tips obtuse; surface rather coarsely granulate, each with a shallow oblique impression from humerus towards middle of suture. Length 4-6.5 mm.

St. Joseph County; scarce. June 1. A boreal species which will probably be found throughout the northern third of State.

1496 (4630). *ANTHAXIA VIRIDIFRONS* Lap., Mon. Buprest., Suppl., 1837, 281.

Oblong, feebly convex. Dark coppery bronze, more shining beneath, head and narrow front margin of thorax often green. Front slightly convex, reticulate. Thorax one-half broader than long, sides irregularly curved, disk regularly reticulate, usually with two shallow transverse depressions on each side. Elytra shaped as in *anagaster*, the surface distinctly rugulose and subopaque. Length 4-5 mm.

Throughout the State; frequent. April 18-July 7. Beaten from vegetation; often attracted by light.

1497 (4631). *ANTHAXIA VIRIDICORNIS* Say, Journ. Phil. Acad. Nat. Sci., III, 1823, 162; *ibid.* II, 105, 591.

Oblong, moderately depressed. Above purplish-black, sides of thorax broadly cupreous; beneath bluish, shining. Front cupreous or brassy, slightly depressed at middle. Thorax nearly twice as broad as long, sides feebly curved, disk with a transverse depression each side, surface very regularly reticulate. Elytra with surface opaque, finely wrinkled. Length 5-6.5 mm.

Throughout the State; frequent. May 15-August 9. Often found in company with the preceding and perhaps will prove to be the female of that species. If so, Say's name has priority.

1498 (4633). *ANTHAXIA QUERCATA* Fab., Syst. Eleut., II, 1801, 216.

Oblong, parallel, subdepressed. Color variable, usually bluish or purple, shining, often bright green with the middle of thorax and a broad stripe on each elytron brown. Front flat, often impressed at middle, surface coarsely punctured. Thorax nearly twice as wide as long, sides straight at middle, curved at either end; disk with a deep impression each side. Elytra obtuse at tip, surface smoother on apical than on basal half. Length 4-6 mm.

Vermillion, Marion Knox and Crawford counties; scarce. May 19-July 2. *A. cyanella* Gory is the female of this species.

*A. flavimana* Gory, greenish-bronzed, thorax purple-black at middle, length 3-5 mm., occurs in the Middle and Southern States and has been recorded from Cincinnati.

*Xenorbipis brendeli* Horn, dull black, feebly bronzed, length 5 mm., a very rare form, is known from New York, Peoria, Illinois, and Texas. (Fig. 301.)

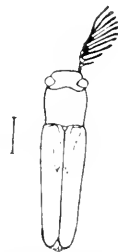


Fig. 301. *Xenorbipis brendeli* Horn. Male (After Horn.)

## VIII. CHRYSOBOTHRIS Esch. 1829. (Gr., "gold + a pit.")

A large genus of rather broad and flattened beetles, small or medium in size and having the antennæ inserted at the inner end of short oblique grooves by which the front is narrowed; mentum horn-like at base, membranous at apex; prosternum acutely angulated on the sides behind the coxæ and acute at tip; scutellum large and acuminate; front femora strongly toothed; first joint of hind tarsi always as long as the next three, often much longer.

The principal paper treating of the genus is by

*Horn*.—"A Monograph of the species of *Chrysobothris* inhabiting the United States," in *Trans. Amer. Ent. Soc.*, XIII, 1886, 65-124, pls. II-VII.

The following species have been taken or may occur in the State:

## KEY TO INDIANA SPECIES OF CHRYSOBOTHRIS.

- a*. Side margins of last ventral segment with fine teeth.
- b*. Disk of thorax even, without pits or elevations.
- c*. Sides of abdomen densely punctate and clothed with fine recumbent white pubescence; sides of thorax narrowing to base; elytra with first costa faintly indicated and with indistinct foveæ on the disk.  
DEBILIS.
- cc*. Abdomen sparsely punctate and not pubescent; sides of thorax straight and almost parallel; elytra without trace of costæ or foveæ; color blue or green, with a median purple black stripe, surface shining. 1499. PURPUREOVITTATA.
- bb*. Disk of thorax irregular, median line more or less sulcate, often with small elevations.
- d*. Front tibiæ of male curved and with numerous fine teeth on the inner edge; clypeus acutely notched at middle, semicircularly curved on each side. 1500. FEMORATA.
- dd*. Front tibiæ of male curved but with not more than one tooth on inner side; clypeus not as above.
- e*. Front tibiæ of male with a single acute tooth one-third from apex; clypeus with a short truncate median lobe. 1501. FLORICOLA.
- cc*. Front tibiæ of male dilated at tip and without teeth.
- f*. Prosternum without trace of lobe in front; color dark bronze; disk of thorax with median groove.
- g*. Joints 4 to 11 of antennæ more or less brownish-yellow. DENTIPES.
- gg*. Joints of antennæ wholly metallic bronzed; hind tibiæ straight in both sexes. TRINERVIA.
- ff*. Prosternum distinctly lobed in front, the lobe short.
- h*. Median groove of thorax well marked, the elevated smooth spaces conspicuous; front tibia of male abruptly dilated at tip; first elytral costa sinuous, especially near apex; length 10-12.5 mm. 1502. BLANCHARDI.



*hh.* Median groove of thorax feeble; ventral segments without lateral smooth spaces, the last one without a submarginal ridge; length 5.5-7 mm. PUSILLA.

*aa.* Side margins of last ventral segment without teeth.

*i.* Elytra with more or less distinct costae or elevated lines; disk of thorax uneven.

*j.* Color above dark bronze; tooth of front femur serrulate.

1503. SEX-SIGNATA.

*jj.* Color violaceous or coppery; tooth of front femur not serrulate.

1504. AZUREA.

*ii.* Elytra without trace of costae; thorax one-half wider than long.

1505. SCUTULA.

*C. debilis* Lec., dark brownish-bronze, sides of thorax cupreous, length 5-8 mm., is known from Ohio and Texas.

1499 (10,971). CHRYSOBOTHRIS PURPUREOVITTATA Horn, Trans. Am. Ent. Soc., XIII, 1886, 76.

Moderately elongate, feebly depressed. Bright blue or green, varying to violet or coppery bronze; elytra each with a moderately broad purple black stripe, reaching from humerus nearly to tip, indistinct on the violet or bronze forms. Third joint of antennae very little longer than fourth. Clypeus broadly triangularly emarginate, the notch oval at bottom, curved on each side. Thorax one-half wider than long, sides nearly straight, surface sparsely punctate at middle, more densely and slightly strigose near the sides. Elytra a little wider than thorax, parallel, margins rather coarsely serrate, tips obtuse; surface with only the usual basal fovea and a depression between the humeri; rather finely, sparsely and evenly punctate. Length 5.5-7.5 mm.

Horn's types came from "Indiana, Illinois and Texas," no special location indicated. I have not seen examples from the State.

1500 (4639). CHRYSOBOTHRIS FEMORATA Fab., Syst. Eleut., II, 1798, 208.

Oblong or elongate-oblong, subdepressed. Color usually dark bronze, sometimes slightly brassy or cupreous; antennae greenish or cupreous, the third joint a little longer than the next two. Clypeus described in key. Thorax more than twice as wide as long, widest slightly behind the apex; disk irregular, with an indistinct median depression, and a deeper one each side behind and parallel with the apical margin, with other irregular ones near the

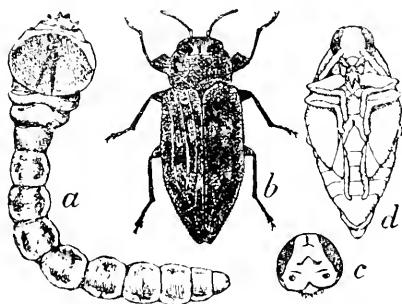


Fig. 302. *a*, larva; *b*, beetle; *c*, head of male; *d*, pupa, all twice natural size. (After Chittenden.)

sides; surface rather coarsely punctured, more densely on the sides. Elytra a little wider than thorax, sides nearly parallel, gradually narrowed on apical third, margin serrate, tips obtuse; sculpture of disk very variable.

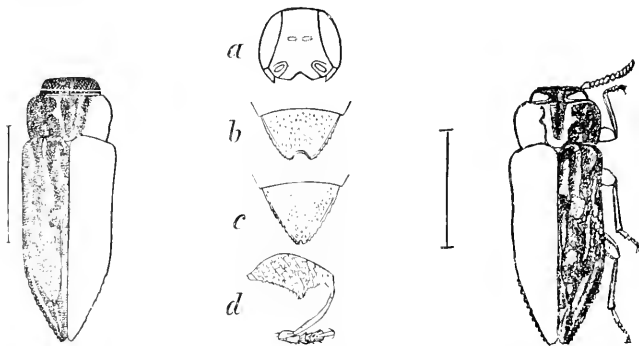
usually with first and second costæ distinct near apex, and with two transverse depressions on each side, the first a little in front of middle, second one-third from apex, the basal depression rather feeble; surface coarsely and, on the sides, confluent punctured. Length 7-16 mm. (Fig. 302.)

Throughout the State; frequent. May 15—June 28. Mating on June 7. Occurs especially on the trunks of white oak, peach and apple trees, in the wood of which the larvæ bore. The grubs are known as the "flat-headed apple borer," and often do much damage to orchards where the trees are not in healthy condition.

1501 (4640). *CHRYSOBOTHRIS FLORICOLA* Gory, Mon. Buprest. Suppl., 1837, 179.

Oblong, subdepressed. Dark bronze, with slight cupreous tinge; antennæ bronzed, male, greenish, female. Thorax more than twice as wide as long, sides nearly parallel at middle, narrowed at apex and base; disk with a distinct median channel and some irregular depressions near the side; surface coarsely punctate, less densely at middle. Elytra wider than thorax, usually widest slightly behind the middle, gradually narrowed at apical third, margin serrulate, tips obtusely rounded; first costa moderately elevated from apex to middle, the others indistinctly defined; basal and humeral depressions not deep, the one behind the middle double; surface densely punctured between the elevations, more sparsely at base. Prosternum distinctly lobed in front. Length 8.5-12 mm.

Posey County; rare. June 11. Occurs from the Middle States to Florida.



Figs. 303-305. *Chrysobothris dentipes*. a, head, front view; b, last male ventral segment; c, last female ventral segment; d, front leg of male. (After Packard in Fifth Rep. U. S. Ent. Comm.)

*C. dentipes* Germ. (Figs. 303-305), length 10-16 mm., is said to occur throughout the area east of the Mississippi River, but has not yet been noted from Indiana.

1502 (10,077). *CHRYSOBOTHRIS BLANCHARDI* Horn, Trans. Amer. Ent. Soc., XIII, 1886, 93.

Moderately elongate, depressed. Dark bronze, shining; antennæ of male greenish, of female bronzed, third joint as long as the next two. Clypeus

broadly but not deeply triangularly notched at middle. Thorax twice as wide as long, narrowed at apex and base, sides regularly curved; disk with a vague median densely punctured sulcus, wider in front, limited on each side by an elevated smooth space, between which and margin the surface is irregularly and densely punctate. Elytra wider than thorax, gradually narrowed from middle to apex; margins feebly serrate, tips obtuse; first costa distinct on apical half, the others replaced by broad smooth spaces of irregular shape, the surface between them densely punctate. Body beneath very shining, the last ventral with submarginal serrate ridge. Length 10-16 mm.

Lake and Knox counties; scarce. June 6-July 28. Occurs on scrub pine in the former county. Ranges from Massachusetts to Lake Superior.

*C. trinervia* Kirby, piceous, bronzed, elytra and abdomen more or less cupreous, length 9-14 mm., is said to occur from the Middle States westward; *C. pusilla* Lap., dark coppery-bronze, length 5.5-7 mm., occurs from Massachusetts to Wisconsin and has been taken near Cincinnati.

1503 (4657). *CHRYSOBOTHRIS SEX-SIGNATA* Say, Trans. Amer. Phil. Soc., VI, 1836, 158; *ibid.* 11, 103, 591.

Elongate-oblong, subdepressed. Piceous with faint bronzed lustre; elytra each with three rounded brassy spots, one basal, one in front of middle on second costa, the other one-third from apex; beneath bright green, the sides cupreous; antennae green in both sexes, the third joint as long as the next three. Clypeus triangularly emarginate at middle, curved on each side. Thorax twice as wide as long, abruptly narrowed in front, sides slightly curved, hind angles obtuse; disk with a vague median impression on basal half and a subapical oblique one each side, coarsely and densely punctured, transversely strigose. Elytra wider than thorax, sides nearly parallel in front, obliquely narrowed behind the middle; surface with first costa nearly entire, the others represented by faintly elevated smooth lines, coarsely and closely punctate. Prosternum not lobed in front. Length 6.5-11 mm. (Fig. 306.)

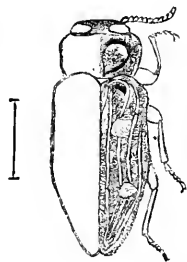


Fig. 306. (After Packard in Fifth Rep. U. S. Ent. Comm.)

Marshall, Putnam, Perry, Vigo and Knox counties; scarce. May 21-July 25. A handsome and easily recognized species.

1504 (4660). *CHRYSOBOTHRIS AZUREA* Lec., Trans. Amer. Phil. Soc., XI, 1859, 239.

Oblong, rather broad, subdepressed. Color variable from blue to greenish-blue, violet or cupreous; beneath blue, the sides sometimes cupreous; antennae greenish, male, bronze, female, the third joint nearly as long as the next three. Clypeus broadly, not deeply, triangularly emarginate at middle. Thorax twice as wide as long, without well marked depressions;

surface coarsely punctate, much more densely on sides. Elytra wider than thorax, gradually wider to apical third, thence narrowing to apex, margins serrate; surface sparsely punctate and with a faint trace of first costa and a basal and two discal impressions, one in front of middle, the other one-third from apex, these often bright blue or green. Prosternum very faintly lobed in front. Length 6-8 mm.

Lake and Posey counties; scarce. May 20-June 7.

1505 (10,091). *CHRYSOBOTHRIS SCITULA* Gory, Mon. Buprest., Supp., 1837, 169.

Rather elongate, convex. Dark cupreous or deep violet, elytra each with three more brilliant blue or green spots; antennæ piceous, the three basal joints greenish or cupreous, third joint as long as the next three. Clypeus with a small triangular notch at middle. Thorax with sides straight, rounded near front angles; disk without depressions, coarsely punctate and finely transversely strigose. Elytra wider than thorax, coarsely, deeply, not densely punctate, the colored spots in the position of the usual foveæ. Length 5.5-7 mm.

Starke and Perry counties; scarce. May 20-June 27.

IX. *ACTENODES* Lac. 1857. (Gr., "without + a comb or crest.")

Buprestids of small or medium size having the antennæ inserted at the end of short grooves as in *Chrysobothris*, but differing from the latter genus by the small scutellum, the equal first and second joints of hind tarsi and the very narrow vertex between the eyes.

1506 (4666). *ACTENODES ACORNIS* Say, Trans. Amer. Phil. Soc., VI, 1836, 159; *ibid.* II, 592.

Broadly oblong, subdepressed. Brassy black above, dull cupreous beneath; scutellum green. Antennæ short, the third joint as long as the next three; clypeus almost truncate. Thorax twice as broad as long, with a transversely sub-basal impression; surface densely and coarsely punctured, transversely strigose. Elytra broader than thorax; surface without costæ or distinct impressions but densely and roughly transversely wrinkled; margins serrate from near the humerus. Length 10-13 mm.

Lake, Marshall, Orange and Vigo counties; frequent in Lake, scarce elsewhere. Beaten from vegetation. June 2-June 28.

#### Tribe II. JULODINI.

Our species belonging to this tribe are convex and subcylindrical in form, narrowed behind and clothed with suberect pubescence. The front is not contracted by the insertion of antennæ; thorax truncate behind and closely applied to the elytra; mesosternum deeply emarginate; first joint of hind tarsi elongate. The tribe is represented by four genera, two of which occur in Indiana.

## KEY TO INDIANA GENERA OF JULODINI.

- a.* Scutellum indistinct; side pieces of metathorax partly visible. X. ACMEODERA.  
*aa.* Scutellum visible; side pieces of metathorax covered by the elytra. XI. PROSIMA.

X. ACMEODERA Esch. 1829. (Gr., "in full bloom + skin.")

This genus, as characterized above, is represented in the United States by 70 species, only three of which occur in the eastern United States, including Indiana. The others are found mostly in the Southwestern and Pacific States. The two principal papers treating of the genus are by

*Horn.*—"Revision of the Species of Aemaodera of the United States," in *Trans. Amer. Ent. Soc.*, VII, 1878, 2-27, Pl. I.

*Fall, H. C.*—"Synopsis of the Species of Aemaodera of America North of Mexico," in *Journ. N. Y. Entom. Soc.*, VII, 1899, 1-37.

## KEY TO INDIANA SPECIES OF ACMEODERA.

- a.* Sides of thorax with an elongate yellow spot near hind angles. 1507. PULCHELLA.  
*aa.* Sides of thorax without trace of yellow.  
*b.* Larger, 8.5-11 mm.; bluish-black, elytra with a number of small, more or less connected yellow spots. 1508. ORNATA.  
*bb.* Smaller, 5-7.5 mm.; blackish-bronzed, spots smaller, distinctly separated and usually in two rows. 1509. TUBULUS.  
 1507 (4699). ACMEODERA PULCHELLA Herbst., *Col.* IX, 1805, 211.

Elongate-oblong or subcylindrical, convex. Thorax and under surface bronzed, the former with an oblong yellow spot in front of hind angles; elytra black with variable yellow markings, these usually a small sub-basal spot, an elongate marginal spot reaching from humerus to beyond middle, this with an inward prolongation near middle, and two crossbars, interrupted at suture, on apical third. Thorax convex, nearly twice as wide as long, apex and base truncate, sides narrowing from base to apex; disk without distinct impressions, but with a small basal fovea on each side; surface densely, evenly and rather coarsely punctured. Elytra as wide at base as thorax, margin serrate; surface striate, the striae rather finely punctured; intervals flat, each with a single row of punctures, bearing short brownish hairs. Length 5.5-10 mm.

Throughout the State; frequent, June 11-July 25. Occurs on flowers, especially those of Jersey Tea, *Ceanothus americanus* L. The yellow spot on side of thorax is sometimes reduced to a mere point and in one specimen at hand is wholly lacking.

1508 (4692). *ACMEODERA ORNATA* Fab., Syst. Ent., 1798, 220.

Robust, subcylindrical, moderately depressed. Bluish-black, sparsely clothed with erect black hairs, each elytron with usually six or eight irregular small yellow spots on the sides. Thorax twice as wide as long, apex emarginate, base truncate; sides rapidly converging from behind the middle to apex; disk with distinct median triangular impression and oblique lateral impression, the latter terminating in a pit at base; surface coarsely and deeply punctured, more densely on sides. Elytra narrower at base than thorax, gradually narrowing from base, more rapidly on apical third; margins serrulate; disk with coarsely punctured striae; intervals flat, each with a single row of punctures. Length 8.5-11 mm.

Knox County; rare. June 24. Probably occurs sparingly throughout the southern half of the State.

1509 (4707). *ACMEODERA TUBULUS* Fab., Syst. Eleut., II, 1801, 200.

Subcylindrical, convex. Black bronzed, with sparsely placed short erect whitish hair; elytra each with a dorsal row of four or five, and a marginal row of three or four small yellow spots, these rarely connected to form an irregular stripe. Head densely punctured, front feebly impressed. Thorax convex, nearly twice as wide as long, sides curved and widest in front of base; disk with three small basal fovee, coarsely and densely punctured. Elytra as wide at base as thorax, gradually narrowed and finely serrate on apical third; striae with rather coarse punctures; intervals coarsely punctate. Length 5-7.5 mm.

Throughout the State; common. April 13-June 24. Occurs especially on the flowers of the wild cranesbill, *Geranium maculatum* L., the red haw, *Crataegus*, and other low herbs and shrubs. Mating May 27. Listed as *A. culta* Web.

#### XI. *PTOSIMA* Sol., 1823. (Gr., "to fall down.")

The members of this genus are readily distinguished from *Acmaodera*, which they resemble in form, by the presence of a distinct scutellum. One of the two known species occurs in Indiana.

1510 (4713). *PTOSIMA GIBBICOLLIS* Say, Journ. Phil. Acad. Nat. Sci., III, 1823, 161; *ibid.* II, 104, 591.

Subcylindrical, robust. Bluish-black, shining, finely and sparsely pubescent. Elytra each with a large oblong spot on side, reaching from base to beyond middle and a smaller transverse one on apical third, bright yellow. Front concave. Thorax convex, with an obtuse subapical elevation each side, sides strongly deltaxed, base truncate; surface rather densely and coarsely punctate. Elytra without striae, margin sinuate, serrate on apical third, disk rather finely and sparsely punctate. Length 6-7.5 mm.

Marion and Vermillion counties southward; frequent. May 11-July 22. Beaten from foliage of red bud, *Cercis canadensis* L., in the wood of which the larva bores; also occurs frequently on sassafras. A prettily marked species.

## Tribe III. MASTOGENINI.

This tribe is represented in North America by the single genus

## XII. MASTOGENIUS Sol. 1851. (Gr., "mother + chin.")

It in turn is represented in the eastern United States by one of the smallest Buprestids known, subcylindrical in form and having the antennæ inserted in large cavities, narrowing the front, which does not expand again in front of the cavities as in *Agrilus*; mouth small, deflexed but not applied to the prosternum; thorax truncate at base, closely fitting against the elytra; prosternum truncate before and behind, with the lateral sutures parallel; scutellum small, triangular; legs not contractile, claws broadly toothed.

1511 (4717). MASTOGENIUS SUBCYANEUS Lec., Trans. Amer. Phil. Soc., XI, 1859, 251.

Subcylindrical. Bluish-black, shining. Head with a lengthwise groove. Thorax one-half wider than long, slightly wider than elytra, convex, sides strongly rounded; surface, as well as that of elytra, finely and rather sparsely punctate. Elytra with a deep but narrow transverse impression at base, sides parallel, tips obtusely rounded. Length 2-2.5 mm.

A single specimen taken by sweeping on University farm near Mitchell, Lawrence County, May 11. LeConte states that it occurs rarely on leaves and flowers in the Middle, Southern and Western States.

## Tribe IV. AGRILINI.

Small-sized, usually slender, though sometimes short, broad and flat species, having the body narrowed on apical third. Their chief structural characters are the front strongly narrowed by the insertion of antennæ, then expanded, thus forming two diverging lobes; front part of head vertical, the mouth inferior and applied to the presternum in repose; thorax lobed at base, receiving the convex bases of the elytra; legs contractile; tarsal claws strongly toothed. Six genera are recognized as composing the tribe, four of which are known to be represented in Indiana, while another perhaps occurs.

## KEY TO INDIANA GENERA OF AGRILINI.

- a.* Antennæ free, in repose not received in grooves on the under side of thorax.  
*b.* Hind tarsi with first joint scarcely elongated. EUPRISTOCERTUS.  
*bb.* Hind tarsi with first joint as long as the three following. XIII. AGRILUS.  
*aa.* Antennæ received in grooves on under side of thorax near the margin.  
*c.* Scutellum small; tibiæ linear.

- d.* Body elongate; prosternum pointed behind. XIV. TAPIROCERUS.  
*dd.* Body broad, ovate; prosternum obtuse behind. XV. BRACHYS.  
*cc.* Scutellum large; body triangular; prosternum very broad, almost truncate behind; tibiae dilated. XVI. PACHYSCELUS.

*Eupristocerus cogitans* Weber, head and thorax obscure suprous, elytra black, with crossbars of grayish hairs, length 8–9 mm., is known from the "Middle, Southern and Western States."

### XIII. AGRILUS Steph. 1830. (Gr., "field.")

Small, slender, elongate forms, having the prosternum pointed behind; the scutellum transverse and acuminate. The larvæ live in slender stems and twigs of shrubs and trees, and often do much damage, especially to blackberry and raspberry canes. The genus has been monographed by

Horn.—"The species of *Agrilus* of Boreal America," in *Trans. Amer. Ent. Soc.*, XVIII, 1891, 277–336, Pl. VIII.

In this paper Horn recognizes 54 species, 18 of which have been taken in Indiana, while several others doubtless occur. On account of the large number of species the Indiana members of the genus are classed in three groups.

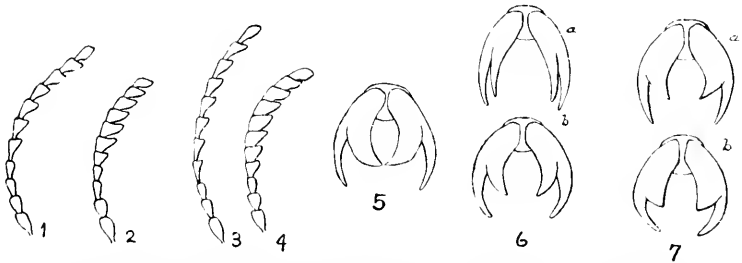


Fig. 307. 1, Antenna of *Agrilus cyaneus*; 2, of *A. imbellis*; 3, of *A. obsoletepallatus*; 4, of *A. ruficollis*; 5, tarsal claws of *A. ruficollis*; 6, claws of *A. bilineatus*, *a*, male; *b*, female; 7, claws of *A. lecontei*, *a*, male; *b*, female. (After Horn.)

#### KEY TO GROUPS OF INDIANA AGRILUS.

- a.* Antennæ serrate, beginning at the *fourth* joint. (Fig. 307, Nos. 3 and 4.)  
*b.* Tarsal claws cleft in such a manner that the lower portion is turned inward, nearly or quite touching that of the opposite side. (Fig. 307, No. 5.) Group A.  
*bb.* Tarsal claws simply cleft, or almost bitid, the lower portions not turned inward. (Fig. 307, Nos. 6 and 7.) Group B.  
*aa.* Antennæ serrate, beginning at the *fifth* joint. (Fig. 307, Nos. 1 and 2.) Group C.

#### GROUP A.

Whenever the fourth joint of antennæ resembles the fifth more than it does the third (Fig. 307, Nos. 3 and 4), the species comes



under *a* of the above key. If the lower lobes of the tarsal claws are bent inward as shown in No. 5 of Fig. 307, the insect belongs to Group *A*.

KEY TO INDIANA SPECIES OF GROUP *A*.

- a*. Prosternum parallel between and behind the front coxae, the apex obtuse or truncate; thorax not impressed at middle, carina of hind angles distinct; length 8 or more mm.
- b*. Thorax without a white pubescent space on sides; tips of elytra evenly serrate. 1512. *DIFFICILIS*.
- bb*. Thorax with elongate space of dense whitish pubescence on sides; tips of elytra ending in a short, sharp spine, unevenly serrate. 1513. *FERRISI*.
- aa*. Prosternum gradually narrowing, the apex acute.
- c*. Last dorsal segment carinate, the carina prolonged at tip; length 5.5–7 mm.
- d*. Front with a deep median furrow; hind angles of thorax not carinate in either sex. 1514. *RUFICOLLIS*.
- dd*. Front feebly impressed; hind angles of thorax slightly carinate in female only. *LATERALIS*.
- cc*. Last dorsal segment not carinate.
- c*. Male with inner apical angle of tibiae on all three pairs of legs terminating in a sharp incurved spine; form slender; length less than 5.5 mm.
- f*. Antennae very slender with a fringe of long hairs on the outer side; color olive-bronze. *CRINICORNIS*.
- ff*. Antennae stouter, not pilose on the outer side; front of head and sides of thorax greenish. 1515. *OTIOSUS*.
- ce*. Hind tibiae of males not terminating in a spine; head not or feebly impressed; length 5–9 mm.
- g*. Males with a densely pubescent space on middle of prosternum; color uniform dull olive-green or slightly brassy. 1516. *MASCULINUS*.
- gg*. Males with prosternum but slightly pubescent; head and thorax brassy or slightly greenish. 1517. *ARCATUS*.

1512 (4725). *AGRILUS DIFFICILIS* Gory, Mon. Buprest., Supp., 1837, 224.

Elongate. Piceous with a greenish or cupreous lustre, metallic beneath; abdomen with two rows of yellowish pubescent spots on each side, one row above the lateral suture and partly visible from above. Front flat, occiput slightly impressed. Thorax broader than long, sides slightly curved, disk with a feeble oblique depression on sides and another in front of scutellum; surface rather finely transversely strigose, punctate at apex; hind angles with a rather strong curved carina. Elytra with tips rounded, finely toothed, basal foveae feeble, disk with faint costae, surface with imbricated scales. Prosternal lobe rounded, acutely emarginate. Length 9–13 mm.

Marion and Posey counties; scarce. June 19–July 21.

1513 (—). *AGRILUS FERRISI* Dufy, Entom. News, XIX, 1908, 368.

Resembles *difficilis*. Differs by having the front of head and sides of under surface densely covered with white, wool-like pubescence, that on ab-

domen being in triangular spots on sides of ventral segments. Occiput with a more distinctly impressed median line. Elytra with an indistinct costa, between which and suture the surface is broadly grooved; tips ending in a short, sharp spine and unevenly toothed. Length 8-12 mm.

Warren and Posey counties; scarce. June 9-July 23. Occurs only on the hackberry, *Celtis occidentalis* L., in the twigs of which the larvæ bore.

1514 (4721). *AGRILUS RUFICOLLIS* Fab., Ent. Syst., I, 1798, 214.

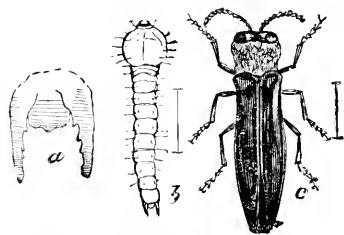


Fig. 308. a, ant end of body of larva; b, larva; c, beetle. Lines show natural size. (After Riley.)

Elongate. Black or bluish-black; head and thorax usually bright cupreous. Occiput with a deep median furrow, somewhat strigose. Thorax broader than long, apex slightly wider than base; disk with a rather deep oblique depression on each side, and a feeble one in front of scutellum; surface faintly strigose and rather densely punctate. Elytra a little broadened behind the middle, nearly concealing the sides of abdomen from above, tips rounded,

distinctly serrulate; disk flat, a basal depression on each side; surface without trace of carinae, closely granulate. Prosternum obtusely lobed in front. Length 5.5-7 mm. (Fig. 308.)

Throughout the State; common. May 18-July 22. Occurs on the foliage and stems of blackberry and raspberry bushes, in the canes of which the larvæ bore, forming galls on some varieties. These should be cut out in winter and burned with the enclosed grub; or the shoots made up to the first of July should be cut off at the surface, because in them the larvæ of a new brood are contained. The shoots formed later in the season will be sufficient for the next year's crop of fruit.

*A. crinicornis* Horn, length 4.4 mm., is known to occur in Ohio and Illinois; *A. lateralis* Say, head and thorax cupreous, elytra black, with slight bronzed lustre, length 6-7 mm., is known from New England, Illinois and Missouri.

1515 (4724). *AGRILUS OTIOSUS* Say, Trans. Amer. Phil. Soc., VI, 1836, 163; *ibid.* II, 597.

Elongate, slender, male sometimes linear. Dull greenish or slightly cupreous; front of head, sides of thorax, antennæ and under surface usually bluish or greenish. Occiput with a slight impression; lower part of front usually with dense whitish pubescence. Thorax a little wider than long; hind angles indistinctly carinate, male, or with a well defined carina, female; disk with an oblique depression each side and two on median line, the hind one the larger; surface transversely strigose with fine punctures between the wrinkles. Elytra with a vague costa from the humeri to be-

hind the middle, between which they are slightly flattened; tips rounded, finely serrulate; basal depressions distinct, surface densely covered with scales. Prosternal lobe obtuse, faintly emarginate. Length 4-5.5 mm.

Throughout the State; common. May 13-August 13. Occurs especially on foliage of oak and hickory.

1516 (10.112). *AGRILUS MASCULINUS* Horn, Trans. Amer. Ent. Soc., XVIII, 1891, 295.

Rather slender, more robust than *otiosus*. Dull green or slightly brassy, feebly shining; antennæ greenish. Occiput feebly impressed, male; distinctly so, female; front densely punctate. Thorax slightly wider than long, a little narrowed at base, side margin sinuate; hind angles with a distinct carina; disk with an oblique depression on each side and two faint ones on median line; surface finely, transversely strigose, punctate. Elytra obtuse at apex, finely serrate; disk with an indistinct costa on each side; basal depressions shallow; surface with close scales. Prosternal lobe broadly and rather deeply emarginate. Length 6-7 mm.

Kosciusko and Marion counties; scarce. May 23-June 8. Occurs on foliage of buckeye.

1517 (4720). *AGRILUS ARCATUS* Say, Ann. Lyc. Nat. Hist., I, 1825, 251; *ibid.* I, 387; II, 596.

Moderately elongate, rather robust. Dark olivaceous; head and thorax brassy or cupreous; sometimes (var. *coryli*) the whole upper surface uniform bright brassy. Front moderately impressed from occiput nearly to base of clypeus, coarsely and rather closely punctate. Thorax one-fourth wider than long, not narrowed at base; disk with two depressions on median line and a large oblique one each side; hind angles with a curved carina, more distinct in female; surface transversely strigose with punctures in depressions. Elytra dilated behind the middle, tips separately rounded, finely serrulate, sutural edge elevated behind the middle; surface rather densely scaled. Prosternal lobe broadly emarginate. Length 5-9 mm.

Throughout the State; frequent. May 23-July 21. Occurs on foliage of oak and other trees, usually along the margins of marshes and lakes; var. *coryli* on hazelnut.

#### GROUP B.

In this group the antennæ are serrate as in Group A, but the tarsal claws are cleft or almost bifid, with the inner portion not recurved. (Fig. 307, Nos. 6 and 7.)

#### KEY TO INDIANA SPECIES OF GROUP B.

- a. Last dorsal segment with a projecting carina.
- b. Front deeply impressed; head and thorax coppery red, elytra black; hind angles of thorax not carinate; coxal plates not pubescent.
- bb. Front convex or feebly impressed; color uniform.

VITTATICOLLIS.

*c.* Sides of thorax with yellowish pubescence; elytra each with a yellow pubescent stripe; hind angles of thorax not carinate.

1518. *BILINEATUS*.

*cc.* Elytra without a yellow pubescent stripe.

*d.* Elytra with more or less evident pubescent spots; last ventral segment obtuse or truncate at tip; first two ventrals of male grooved.

*GRANULATUS*.

*dd.* Elytra without pubescent spaces

*c.* Last ventral segment obtuse or truncate; first and second ventrals of male with a smooth deep groove.

*BLANCHARDI*.

*cc.* Last ventral segment oval at tip.

*f.* Hind angles of thorax carinate in both sexes; first ventral of male broadly grooved.

1519. *ANXIUS*.

*ff.* Hind angles of thorax not carinate; first ventral of male nearly flat.

1520. *ACUTIPENNIS*.

*aa.* Last dorsal segment without a projecting carina.

*g.* Elytra without pubescent spaces; prosternal lobe truncate or feebly emarginate.

1521. *POLITUS*.

*gg.* Elytra with pubescent spaces.

*h.* Prosternal lobe entire; middle pubescent space of elytra rounded.

1522. *FALLAX*.

*hh.* Prosternal lobe deeply emarginate; first joint of hind tarsi longer than half the tibiae; middle pubescent space of elytra elongate.

1523. *OBSOLETOGUTTATUS*.

*A. vittaticollis* Rand., length 8–9.5 mm., is said to occur from "Massachusetts westward to Illinois."

1518 (4727). *AGRIUS BILINEATUS* Web., Obs. Ent., 1801, 74.

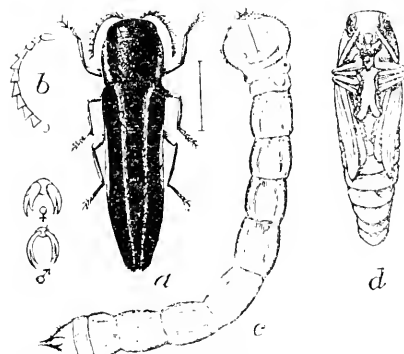


Fig. 309. *a.*, adult beetle; *b.*, antenna of same;  $\frac{1}{2}$ , claws of hind tarsi of female;  $\frac{1}{2}$ , same of male; *c.*, larva; *d.*, pupa. (After Chittenden.)

finely transversely strigose-punctate. Elytra broadened behind the middle, tips rounded, serrulate; surface densely granulate. Prosternal lobe truncate in front. Length 6–9 mm. (Fig. 309.)

Throughout the State; frequent. June 1–July 2. Occurs on oak, honey locust and chestnut. A handsome and easily recognized species.

Elongate, moderately robust. Above black, with often a slightly greenish tinge; sides of thorax and a narrow stripe reaching from humerus to beyond middle of each elytron clothed with dense yellow pubescence; beneath more shining and greenish. Thorax one-third wider than long, distinctly narrower at base; sides nearly straight on apical half, sinuate near the hind angles, which are rectangular; disk with a vague median and a short lateral oblique impression each side.

*A. granulatus* Say, brassy-bronze, elytra each with two or three pubescent spots, length 7.5–9 mm., occurs from the New England States westward to Missouri; *A. blanchardi* Horn, olivaceous-bronze, length 9 mm., is known from Massachusetts, New York and Lake Superior, and may occur in northern Indiana.

1519 (4739). *AGRILUS ANXIUS* Gory, Mon. Buprest. Suppl., IV, 1837, 226.

Elongate, moderately robust. Above olivaceous, bronzed, subopaque. Occiput with an impressed line; front roughly punctured somewhat strigose. Thorax one-third wider than long, not narrowed at base, sides regularly curved; disk with a vague median depression, on each side of which in front of middle is often a circular fovea, also a moderate depression each side; surface indistinctly strigose punctate. Elytra slightly broader behind the middle, tips subacute, serrulate; disk slightly flattened, with a vague costa, sutural edge elevated behind the middle; surface with close granulate scales. Prosternal lobe distinctly emarginate at middle. Length 7.5–11 mm. (Fig. 310.)

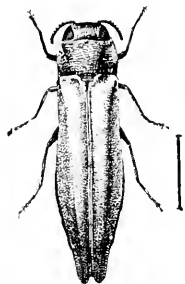


FIG. 310. Female. Bull. 18, Div. Ent. U. S. Dep. Agr. (After Chittenden.)

Lake County; rare. June 29–July 12.

1520 (4738). *AGRILUS ACUTIPENNIS* Mamm., Bull. Mosc., 1837, 109.

Elongate, moderately robust. Blue or bluish-black to olivaceous, feebly shining. Occiput with a median impressed line extending to middle of front. Thorax one-fourth wider than long, not narrowed at base, sides curved, hind angles not or very obtusely carinate; disk with a vague median depression divided at middle; lateral depressions well marked; surface finely transversely strigose, with small punctures between the wrinkles. Elytra as in *anxius*. Prosternal lobe subtruncate or faintly emarginate. Second ventral of male with a deep median groove. Length 8–10 mm.

Crawford County; rare. May 16. Occurs on oak.

1521 (4742). *AGRILUS POLITUS* Say, Ann. Lyc. Nat. Hist., I, 1825, 251; *ibid.*, I, 387; II, 596.

Moderately elongate, subdepressed. Color variable from bright brassy to purplish or greenish, moderately shining. Antennae short, not reaching middle of thorax. Occiput strigose and with a feeble median depression. Thorax one-third wider than long, sides slightly curved, hind angles feebly carinate; disk with two faint median impressions, the smaller one in front, rather coarsely, transversely strigose-punctate. Elytra dilated behind the middle, more notably in female, tips rounded and serrulate; disk slightly flattened, basal depressions feeble; surface closely covered with granulate scales. First two ventral segments finely transversely strigose on the sides. Front and middle tarsal claws of male cleft near apex, nearly bifid; hind claws cleft at middle, forming a broad tooth. Length 5–8.5 mm.

Throughout the State; frequent. May 24–August 11. Occurs on oak and willow. The short, robust antennæ, lack of projecting carina of last dorsal segment and lack of pubescent spots on elytra are the principal distinguishing characters of this species.

1522 (4731). *AGRILUS FALLAX* Say, Trans. Amer. Phil. Soc., VI, 1836, 163; *ibid.* II, 596.

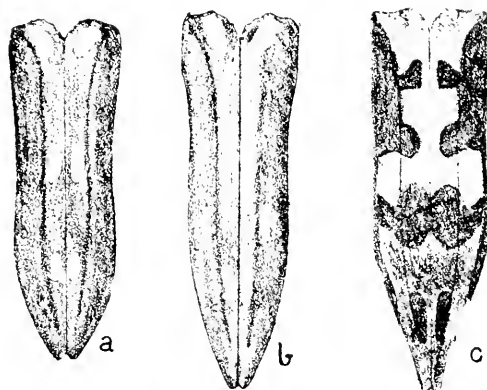


Fig. 311. *a*, Elytral markings of *A. fallax*; *b*, same of *A. obsoleto-guttatus*; *c*, same of *lecontei*. (After Horn.)

with a vague median depression on basal half and two lateral depressions; surface transversely strigose-punctate. Elytra gradually narrowed at apical third, tips rounded and serrulate; disk slightly flattened with a vague costa each side. Length 4–6 mm. (Fig. 311, *a*.)

Throughout the State; frequent; more so in the southern counties. May 17–October 17. Occurs on locust and oak.

1523 (4732). *AGRILUS OBSOLETOGUTTATUS* Gory, Monog. Buprest., IV, 1837, 256.

Elongate, slender. Brassy black or dark olivaceous, feebly shining; each elytron with three pubescent spaces, the middle one elongate; often also a small spot on side near the end of the middle one. Front flat, with a depression at its upper part. Thorax very little wider than long, slightly narrowed at base, sides feebly curved, hind angles with a well defined straight carina; disk with a median depression near apex, lateral depressions feeble; surface transversely strigose-punctate. Elytra as in *fallax*, the basal impressions deeper. Length 6–8 mm. (Fig. 311, *b*.)

Northern half of State, frequent; Perry County in the south. May 29–June 19. The greater length, elongate middle spot of elytra and notched front margin of prosternum readily distinguish this species from *fallax*.

Moderately elongate, slender. Dark olivaceous, often with a greenish tinge; each elytron with three small round pubescent spots, one basal, one before the middle and one on apical third. Antennæ long, slender, reaching hind angles of thorax. Occiput with a feeble median impression. Thorax very little wider than long, sides curved in front, slightly sinuate near hind angles, which are acutely rectangular and with a sharply defined straight carina; disk

## GROUP C.

In this group the fourth joint is slender and very similar to the third, the fifth broader (Fig. 307, Nos. 1 and 2). The species are, for the most part, smaller and more slender, rarely over 6 mm. in length.

## KEY TO INDIANA SPECIES OF GROUP C.

- a.* Hind angles of thorax not at all carinate.  
*b.* Elytra with pubescent spots or spaces forming a distinct design; length 4-4.5 mm. 1524. *SUBCINCTUS*.  
*bb.* Elytra without pubescent spaces, vaguely costate; thorax transversely strigose and punctate; scutellum carinate; length 3 mm. 1525. *PUTILUS*.  
*aa.* Hind angles of thorax distinctly carinate.  
*c.* Elytra with pubescent spots; lateral margin of thorax as seen from the side, sinuous; length 4.5-6 mm.  
*d.* Front convex, not impressed; prosternal lobe deeply emarginate. 1526. *LECONTEI*.  
*dd.* Front more or less concave and distinctly impressed; prosternal lobe very feebly emarginate; last dorsal segment without a carina; head roughly strigose. 1527. *ADDENDUS*.  
*cc.* Elytra without pubescent spots; lateral margin of thorax straight, deflexed only in front.  
*c.* Male with under surface distinctly pubescent, the first two ventral segments deeply channeled; thorax without lateral impressions. *LACUSTRIS*.  
*cc.* Male with first two ventral segments flat or feebly channeled, not pubescent; length 3-5 mm.  
*f.* Antennae slender, joints longer than wide. 1528. *EGENUS*.  
*ff.* Antennae shorter, the serrate joints wider than long; prosternal lobe emarginate. 1529. *PUSILLUS*.

1524 (4734). *AGRILUS SUBCINCTUS* Gory, Mon. Buprest., IV, 1837, 252.

Elongate-oblong, moderately robust. Piceous, with faint bronze lustre; elytra with two yellowish pubescent spaces, one extending from humeri to middle, with two interruptions, then turning obliquely outwards; the second oblique, one-fourth from apex. Occiput strigose and with a deep median impression. Thorax one-fourth wider than long, sides regularly curved; disk with a rather broad but shallow median groove extending the full length and a well marked depression each side; surface transversely strigose at middle, obliquely so on sides. Elytra somewhat dilated behind the middle, tips rounded and serrulate; disk slightly flattened with a vague costa, surface with coarse scales. Prosternal lobe broadly emarginate. Length 4-4.5 mm.

Vermillion, Marion and Vigo counties; scarce. May 30-July 21. Taken by beating.

1525 (4748). *AGRILUS PUTILLUS* Say, Trans. Amer. Phil. Soc., VI, 1836, 163; *ibid.*, II, 597.

Elongate-oblong, slender. Dark olivaceous bronze, moderately shining. Antennæ scarcely reaching the middle of thorax. Occiput with a feebly impressed line. Thorax one-third wider than long, sides regularly curved, hind angles rectangular; disk with a feeble linear median impression, lateral depressions deep along the sides; surface transversely strigose, punctured near apex. Elytra very little sinuate at middle, tips rounded, serrulate; disk slightly depressed at middle, basal foveæ feeble; a shallow groove between the suture and a vague costa on each; surface covered with scales, but not closely. Prosternal lobe fringed or slightly emarginate. Length 3-4 mm.

Kosciusko County; rare. June 3. Our smallest species. Described from Posey County.

1526 (4739). *AGRILUS LEONTER* Saunders, Cat. Buprest., 1871, 117.

Elongate, rather robust. Dull olivaceous bronze, sometimes slightly brassy; elytra with a space on each basal depression, an indistinct, broad curved band at middle and another on apical third, whitish pubescent. Thorax a little wider than long, sides feebly curved; disk with a deep median depression composed of two foveæ united by a groove, the lateral oblique depressions moderately deep; surface coarsely punctate. Elytra slightly broadened behind the middle, tips together rounded, serrulate; disk slightly depressed at middle with a vague costa each side; surface subgranulate. Tarsal claws cleft at middle, forming a broad tooth. Length 4.5-5.5 mm. (Fig. 311, c.)

Lake, Vermillion, Marion and Knox counties; scarce. May 17-July 10.

*A. lacustris* Lec., dark bronze, green or blue, length 4-7.5 mm., is known from Illinois, westward.

1527 (4737). *AGRILUS ABDEUS* Crotch, Proc. Phil. Acad. Nat. Sci., 1873, 95.

Moderately robust. Dull coppery or olivaceous bronze, subopaque; each elytron with three pubescent spots, as in *fallax*, these sometimes very faint. Antennæ reaching the middle of thorax. Head from above concave, a rather deep impression from the occiput to clypeus. Thorax a little wider than long, sides feebly curved and slightly sinuate in front of hind angles; disk with a faint median and a moderately distinct lateral impression each side, closely transversely strigose. Elytra but slightly broadened behind the middle, the tips rounded, feebly serrulate; disk slightly flattened and with a vague channel each side of suture. Length 5-6 mm.

Posey and Perry counties; scarce. April 21-May 31. Taken from peach trees in blossom and by sweeping herbage. A southwestern form, described from Texas.

1528 (4746). *AGRILUS EGEXUS* Gory, Mon. Buprest., IV, 1837, 258.

Moderately elongate, rather slender. Olive bronze, sometimes greenish. Antennæ reaching middle of thorax, the third joint shorter than fourth.



Occiput strigose and with a feeble median impression. Thorax one-fourth wider than long, hind angles with a distinct, slightly oblique carina; disk without a median depression, those on sides well marked, transversely strigose with small punctures between the wrinkles. Elytra slightly broader behind the middle; tips rounded, serrulate; disk slightly depressed; surface with imbricate scales. Prosternal lobe truncate, more or less emarginate; tarsal claws broadly toothed. Length 3.5-5 mm.

Throughout the State; common. May 24-July 25. Occurs on foliage of various trees, especially the black locust, in which the larvae dwell.

1529 (4724a). *AGRIUS PUSTILLUS* Say, Ann. Lyc. Nat. Hist., I, 1825, 252; *ibid.* I, 388.

Elongate-oblong, rather robust. Head and thorax brassy or bronzed; elytra purplish-black. Antennae reaching middle of thorax. Occiput with a feeble median impression. Thorax one-fourth wider than long, slightly narrowed at base; sides curved in front, slightly sinuate near hind angles, which are distinctly carinate; disk with a broad transverse depression in front of base, so that when viewed from the side the front half is more convex; lateral depressions moderate; surface coarsely transversely strigose with coarse punctures between the wrinkles. Elytra distinctly dilated behind the middle; disk with a vague costa on each side and concave each side of suture; surface with sparse, smooth scales. Length 3.5-4.5 mm.

Vermillion, Knox and Posey counties; frequent. June 8-July 7.

#### XIV. *TAPHROCERUS* Sol. 1833. (Gr., "pit + horn.")

In this and the remaining genera of the family the under side of the thorax is deeply grooved near the margin for the reception of the antennae in repose; the legs very retractile, the tibiae being usually sulcate for the reception of the tarsi, which are short. In *Taphrocerus* the body is elongate and the presternum narrow and pointed behind.

1530 (4755). *TAPHROCERUS GRACILIS* Say, Ann. Lyc. Nat. Hist., I, 1825, 253; *ibid.* I, 389; II, 599.

Elongate-oblong, strongly tapering on apical third. Blackish-bronzed, shining. Occiput with a broad but shallow median depression. Thorax one-half wider than long, very uneven, a transverse, slightly impressed line near apex and a triangular indented space on each side of basal half; surface very finely and densely punctate and with scattered shallow punctures of much larger size. Elytra with sides strongly sinuate; disk with rows of rather large deeply impressed punctures which become obsolete on apical third; usually with vague patches of whitish pubescence arranged in two crossbars on apical half. Length 3.5-5 mm.

Throughout the State; frequent. May 6-August 21; mating on May 21. Occurs on the flowers and leaves of the button bush, *Cephalanthus occidentalis* L., and on herbs in low, wet places.

## XV. BRACHYS Sol. 1833. (Gr., "short.")

In this genus the body is broadly ovate and subdepressed; the prosternum obtuse behind. Five species are listed from the United States, three of which have been taken in Indiana.

## KEY TO INDIANA SPECIES OF BRACHYS.

- a.* Larger, 5-6.5 mm.; pubescence of elytra white and reddish-yellow, arranged in three sinuous crossbars; last ventral segment truncate. 1531. *OVATA*.
- aa.* Smaller, not over 4.5 mm.; last ventral segment rounded.
- b.* Pubescence of elytra mostly fulvous or reddish-yellow, that on apical third more dense than elsewhere. 1532. *ÆROSA*.
- bb.* Pubescence of elytra mostly whitish and arranged as in *ovata*, that on apical third not more dense than in middle crossbar. 1533. *ÆRUGINOSA*.

1531 (475S). BRACHYS OVATA Web., Obs. Ent., 1801, 76.

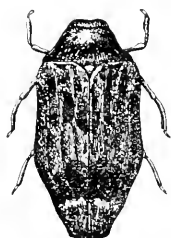


Fig. 312. . . 5.  
(Original.)

Broadly ovate, obtusely triangular in front, narrowed behind. Blackish or purplish-bronzed, head and thorax sparsely, elytra more densely clothed with prostrate hairs; those on elytra in three irregular bands, one sub-basal, one median and one subapical; the latter forming two crescents; the outer hairs in each band usually white. Occiput and front with a broad and shallow median groove. Thorax more than twice as broad as long, finely and densely punctate. Elytra with widely separated rows of shallowly impressed punctures, and each with a sinuous raised line or narrow carina extending from humerus almost to apex. Length 5-6.5 mm. (Fig. 312.)

Throughout the State; frequent. May 16-July 13. Occurs on oak, in the leaves of which the larva dwell.

1532 (4761). BRACHYS ÆROSA Melsh., Proc. Phil. Acad. Nat. Sci., II, 1844, 148.

Resembles *ovata* in form and distinguished mainly by the characters given in key. On the apical third of elytra the pubescence covers the entire surface and is orange red or fulvous at center and yellowish on the edge. The punctures of elytra are more numerous and irregularly placed. Length 4-4.5 mm.

Throughout the State, frequent; less so in the southern counties. May 16-June 18. Occurs on oak, hickory and elm.

1533 (4762). BRACHYS ÆRUGINOSA Gory, Mon. Buprest., IV, 1837, 335.

Differs from *arosa* only in its smaller size and in the arrangement and color of the pubescence. That of elytra is in irregular, sinuate transverse bands as in *ovata*, and is mostly whitish-yellow in hue. That on head and thorax is shorter and more sparse. Punctures of elytra less numerous. Length 3.5-4 mm.

Starke, Pulaski and Marshall counties; rare. June 11–June 19.  
Beaten from foliage of oak.

XVI. *PACHYSCELUS* S. L. 1833. (Gr., "thick + leg.")

This genus is distinguished from *Brachys* by the characters given in generic key. Of the four species known from the United States, two have been taken in Indiana.

1534 (4764). *PACHYSCELUS PURPUREUS* Say, Trans. Amer. Phil. Soc., VI, 1836, 164; *ibid.* II, 599.

Ovate or triangular, subconvex. Head and thorax black, shining; elytra purple. Thorax more than twice as wide as long, sides broadly curved, disk without depressions; surface with a number of large shallow discoidal punctures, more numerous near hind angles. Elytra each indented at middle of base and behind the humerus; surface with rows of large, feebly impressed punctures, which become obsolete towards the tips. Abdomen with a deep marginal groove; last segment rounded, not serrate on edge. Length 3.5 mm.

Lake, Marshall and Starke counties; rare. June 11–July 4. Described from Posey County. Beaten from vegetation in marshy places. The larvae live in the leaves of the bush clover (*Lespedeza*).

1535 (4766). *PACHYSCELUS LEVIGATUS* Say, Ann. Lyc. Nat. Hist., I, 1825, 252; *ibid.* I, 388; II, 598.

Broadly ovate. Black, shining. Thorax twice as wide as long; sides less curved; disk with a depression each side, punctured as in *purpureus*. Elytra with sides more rounded, less attenuate behind the middle; surface irregularly and shallowly punctate. Length 2.5–3 mm.

Throughout the State; common. June 2–August 11. Mating June 11. Occurs on the foliage of the black gum and the flowers of black haw, milk-weed, etc.

Family XL. LAMPYRIDÆ.

THE FIREFLIES OR LIGHTNING BUGS.

The firefly in June-time doth glow at eventide. In central Indiana, during the dusk of the last days of May or first week in June, the signal lamps of these curiously formed beetles begin to appear. A fortnight later they are here by myriads, illuminating by their flashes of light the gloom that overhangs low, moist meadows and the darker spots along the banks of streams and ponds or the borders of woodlands. Silently and slowly they wing their way, lighting their signals every few seconds in order to attract unto themselves another of their kind, or as an incitement to rivalry amongst the males when both sexes are winged.

The fireflies are medium or small-sized, elongate or oblong, beetles of soft structure, mostly plain black or brownish in color and often having the thorax bordered with red or yellow and expanding into a thin projecting margin which, in many species, covers the head. They have the maxilla exposed at the base and bearing two ciliate lobes, the inner of which is sometimes obsolete; antennæ serrate, usually 11-jointed and inserted on the front; elytra thin, flexible, sometimes short and never strongly embracing the sides of abdomen, the latter with seven or eight free ventral segments; front coxal cavities large, transverse, the coxæ conical, with large trochantins; middle coxæ oblique, usually contiguous; hind coxæ transverse and prominent; legs long, slender, often compressed; tarsi 5-jointed, not lobed beneath, the fourth joint more or less bilobed.

The name "Lampyridæ" is derived from a Greek word meaning "to shine," and refers to the property above mentioned which many of the larger forms possess, viz., that of emitting a phosphorescent or luminous glow. This light-giving apparatus is located on the under side of one or more segments of the abdomen and is composed of a specialized portion of fatty tissue, situated directly under the soft chitinous cover and thickly supplied with nerves and fine tracheal branches. "The cells of this luminous organ secrete, under the control of the nervous system, a substance which is burnt during the appearance of the light; this combustion takes place by means of the oxygen of the air conveyed to the cells of the luminous body by the tracheæ, which branch profusely in it and break up into capillaries." The burning takes place without producing sensible heat, is controlled by the will of the insect and is intermittent, being exhibited by flashes. It is a vital phenomenon and ceases after death, but the luminous segments can be recognized in dried specimens by their yellow hue.

That the light-giving power is of especial importance to the true fireflies, which all belong to the subfamily Lampyrinae, is shown by the fact that they usually have the eyes largely developed, and that they are nocturnal insects, being sluggish by day, when they rest upon the ground, the trunks of trees or the foliage of herbs or grasses. The property of emitting light is possessed both by the perfect insect and the larvæ, the latter, as well as the wingless females of certain species, being known as "glow-worms." Those belonging to the other subfamilies are diurnal in habit and are usually found upon flowers or running actively about over leaves in

search of their prey. All are for the most part carnivorous in diet, especially in the larval stage, feeding mostly upon small worms, larvæ of other insects, and snails, and are therefore to be considered among our more beneficial beetles. The larvæ are elongated, flattened, usually a little tapering toward each end, of a tough or leathery texture and often clothed with short hairs. They are furnished with sharp, slender projecting jaws with which they seize their prey. They occur usually beneath rubbish on the ground, or under the bark of logs and dead trees, where they lie in wait for small wood-eating larvæ.

The principal literature treating of the North American species of the family is as follows:

*LeConte*.—"Synopsis of the Lampyridæ of Temperate North America," *in Proc. Phil. Acad. Sci.*, V, 1851, 331-347.

*LeConte*.—"Synopsis of the Lampyridæ of the U. S.," *in Trans. Amer. Entom. Soc.*, IX, 1881, 15-72.

Nearly 1,500 species of Lampyridæ are known, about 230 of which, distributed among 42 genera, are from the United States. Of these, 68 species, belonging to 25 genera, have been taken in Indiana. For convenience the family is divided into three subfamilies, all of which are represented in the State.

#### KEY TO SUBFAMILIES OF LAMPYRIDÆ.

- a.* Middle coxæ separated; elytra for the most part reticulate; epipleura wanting; abdomen without phosphorescent organs.  
Subfamily I. LYCINÆ, p. 809.
- aa.* Middle coxæ contiguous; elytra not reticulate; epipleura distinct.
- b.* Head nearly or quite covered by the thorax; episterna of metathorax sinuate on the inner side; epipleura usually wide at the base of the elytra; phosphorescent organs usually present.  
Subfamily II. LAMPYRINÆ, p. 816.
- bb.* Head wholly uncovered by the thorax; episterna of metathorax not sinuate on the inner side; epipleura narrow at the base; phosphorescent organs absent. Subfamily III. TRIPHORINÆ, p. 825.

#### Subfamily I. LYCINÆ.

The members of this subfamily are diurnal and occur usually on the leaves and flowers of plants, where they seek insect food. They have the epipleura reduced to a narrow thickened marginal line, and the middle coxæ rather widely separated by the mesosternum. The elytra are usually costate and coarsely reticulate, with fine elevated lines forming a coarse network. The head is sometimes prolonged in front of the eyes into a long, narrow beak. To the

subfamily belong eleven genera, five of which are represented in the collection at hand, while members of three others probably occur within the State.

## KEY TO INDIANA GENERA OF LYCINÆ.

- a.* Under side of thorax (except in *Cœnia*) with a prominent tubular spiracle behind and at the outer extremity of the front coxæ.
- b.* Front prolonged into a beak; mouth anterior; antennæ with third joint scarcely as long as fourth. LYCOSTOMUS.
- bb.* Front swollen between the antennæ, the beak wanting; mouth deflexed, inferior.
- c.* Antennæ much compressed. I. CALOPTERON.
- cc.* Antennæ pectinate.
- d.* Intervals of elytra with double rows of coarse quadrate reticulations; spiracle of thorax not tubular and prominent. CENIA.
- dd.* Intervals with single rows of quadrate impressions; spiracle of thorax prominent. II. CELETES.
- aa.* Under side of thorax without a prominent tubular spiracle.
- c.* Elytra costate, cross-barred or reticulate.
- f.* Disk of thorax strongly carinate, its sides also divided by an oblique ridge from the hind angles. LOPIHEROS.
- ff.* Disk of thorax scarcely or not carinate.
- g.* Thorax many celled, the sides divided by a strong transverse ridge. III. EROS.
- gg.* Thorax without distinct cells, feebly channeled behind the middle, its sides not divided by a transverse ridge. IV. PLATEROS.
- cc.* Elytra substriate, not costate or cross-barred; beak short and broad; thorax with thickened sides and short oblique ridges. V. CALOCHROMUS.

*Lycostomus lateralis* Melsh., black, apex and sides of thorax and sides of elytra as far as middle, dull yellow, length 8-10 mm., has been recorded from near Cincinnati.

## I. CALOPTERON Guer. 1830. (Gr., "beautiful + wing.")

This genus comprises our largest species of the family. In them the elytra gradually widen from base to apex and are each marked by six costæ with rows of transverse cells in the intervals. The antennæ are long and strongly compressed, with the outer joints frequently broader than the others. Disk of thorax rather strongly carinate, the sides reflexed. Two species are known from Indiana.

1536 (4775). CALOPTERON TERMINALE Say, Journ. Phil. Acad. Nat. Sci., III, 1823, 178; *ibid.* I, 45, pl. 21.

Elongate, triangular, depressed. Black, sides of thorax and basal two-thirds of elytra yellow; apical third of elytra purplish-black. Thorax

small, not longer than wide; elytra and wings extending much beyond the end of abdomen, the former about four times wider near apex than at base. Length 11-17 mm.

Throughout the State, but scarce. August 6-October 23. Occurs on foliage of plants usually near water.

1537 (4776). *CALOPTERON RETICULATUM* Fab., Syst. Ent., 1798, 203.

Resembles in form the preceding, but usually more slender. Elytra dull yellow, with a broad black transverse band just in front of the middle, which sometimes extends along suture to base, and another on apical third. Elytra but three times wider near apex than at base, their first and third costæ finer and less elevated than second and fourth. Length 11-19 mm. (Fig. 313.)



Fig. 313.  $\times 14$ .  
(After Knobel.)

Throughout the State; frequent. May 31-November 30. Occurs on flowers of wild hydrangea, goldenrod, and leaves of various shrubs. The specimen taken on November 30 was found beneath a piece of rail in a fence corner, where it was evidently attempting to hibernate.

*Cania dimidiata* Fabr., black, sides of thorax and front half of elytra, except scutellar black spot, dull yellow, length 10 mm., is said to occur in the "Atlantic region."

## II. CELETES NEWH. 1838. (Gr., "a swelling.")

Represented in the Atlantic region of the United States by a single species having joints four to ten of antennæ each with a long basal process in the male or shorter and broadly triangular with acute angle in the female. Elytra gradually becoming twice as wide behind as at base; each with six acutely elevated costæ, with a single row of quadrate cells in each interval.

1538 (4779). *CELETES BASALIS* Lec., Journ. Phil. Acad. Nat. Sci., 1847, 76.

Elongate, rather slender. Black or piceous; sides of thorax and line along humerus on basal half of each elytron dull yellow; base of femora yellowish. Thorax variable in size and form, the disk strongly carinate, the sides reflexed. Length 6-8.5 mm.

Lake County; rare. July 15. Taken from the foliage of the thorn or honey locust.

*Lopheros fraternus* Rand., black, thorax with a large orange spot behind middle, length 9-11 mm., has been recorded from Cincinnati.

III. *Eros* Newm. 1838. (Gr., "the God of love.")

The species of this genus are of medium size and have the last joint of maxillary palpus longer than the preceding, and acute at tip; antennæ moderately compressed, with the second joint at least half as long as third, which is not longer than fourth. Elytra never widely dilated behind, the intervals usually with double rows of small quadrate depressions. Ten species of *Eros* are listed from the United States, six of which have been taken in Indiana.

## KEY TO INDIANA SPECIES OF EROS.

- a.* Thorax with five well defined cells, the median one rhombic, not carinate.
- b.* Upper surface black; humeral spot on elytra and sides of thorax dull yellow. 1539. THORACICUS.
- bb.* Upper surface scarlet.
- c.* Under surface of body black. 1540. AURORA.
- cc.* Under surface red. 1541. MUNDUS.
- aa.* Thorax with six cells, sometimes ill defined; the middle one of front row more or less carinate.
- d.* Head strongly margined in front of antennæ; front middle cell of thorax with sides distinct. 1542. SCULPTILIS.
- dd.* Head not margined before the antennæ; front middle cell of thorax with sides indistinct or wanting.
- c.* Base of elytra and each side of thorax yellowish; transverse carinae between the front and hind rows of cells strong, sinuate. 1543. HUMERALIS.
- cc.* Elytra wholly black or piceous; transverse carinae separating the front and hind rows of cells indistinct at middle. 1544. TRILINEATUS.

1539 (4783). *EROS THORACICUS* Rand., Bost. Journ. Nat. Hist., II, 1838, 14.

Elongate-oblong, depressed. Black; sides of thorax and humeral spot on elytra dull reddish-yellow. Antennæ with elongate slender joints, the second and third together about equal to the fourth. Length 5-8 mm.

Vigo County; rare. May 31. Beaten from foliage of elm.

1540 (4787). *EROS AURORA* Herbst., Nat. Insect., 1789.

Elongate, depressed. Head, antennæ and under surface black or piceous; thorax and elytra bright scarlet, the depressions of the former and the scutellum dusky. Thorax with two elevated lines, distant in the middle and meeting on the front and hind edges, enclosing a rhomboidal cell; also with two cells on each side. Length 7-11 mm.

Vigo and Posey counties; scarce. September 22-November 4.

Those taken in Vigo County were found in dry upland woods beneath logs which had been partially burned, three beneath one log, six beneath another. They feigned death when the logs were overturned.



1541 (4788). *EROS MUNDUS* Say, Bost. Journ. Nat. Hist., I, 1835, 155; *ibid.* II, 633.

Resembles the preceding but much smaller and with under side of body red or scarlet; antennæ black, the two basal joints scarlet; ventral segments and tarsi often dusky. Length 6 mm.

A species of southern range described by Say from Posey County. Taken by Dury near Cincinnati; not represented in the collection at hand.

1542 (4789). *EROS SCULPTUS* Say, *loc. cit.*, 156; *ibid.* II, 633.

Elongate, slender, subdepressed. Black or piceous; thorax reddish-yellow, usually with a blackish spot on disk. Antennæ elongate, slender, third joint but little shorter than fourth, second minute, about one-third the length of third. Front middle cell of thorax quadrate, carinate; hind middle cell narrow. Elytra each with four strong discal costæ; the lateral edge and sutural line raised; intervals each with a double row of alternating irregular cells. Length 5-7 mm. (Fig. 314.)

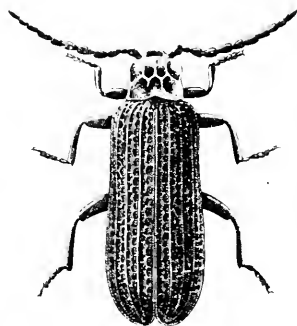


Fig. 314. (Original.)

Vigo and Posey counties; scarce. June 3-June 22. Beaten from leaves of hickory and ironweed.

1543 (4790). *EROS HUMERALIS* Fab., Syst. Eleut., II, 1801, 111.

Resembles *thoracicus* in color, but distinguished by having six cells on thorax, the middle front one with sides indistinct but with a strong central carina; hind middle cell narrow like a channel; second joint of antennæ more than half as long as third. Length 8-10 mm.

Lake, Kosciusko and Posey counties; rare. May 28-June 3. Described by Say from Posey County under the specific name *obliquus*.

1544 (4791). *EROS TRILINEATUS* Melsh., Proc. Phil. Acad. Nat. Sci., II, 1845, 303.

Elongate-oblong, depressed. Black or piceous, often with a rusty or reddish-brown tinge; sides of thorax dull yellow. Walls of front row of thoracic cells obliterated, only the median carina remaining; hind row of cells consisting of a very narrow median and two large lateral ones, the latter defined in front by the usual oblique transverse ridge, which is not complete. Elytra each with three costæ; the lateral edge and suture raised, the usual first costa of disk indistinct; intervals each with a double row of quadrate cells. Length 5-7.5 mm.

Jackson, Crawford and Posey counties; scarce. June 24-July 20.

IV. PLATEROS Bourg. 1879. (Gr., "broad + *Eros*."')

In this genus the sides of thorax are strongly reflexed; the disk without the transverse ridge seen in *Eros*, and consequently without cells. The elytra have nine narrow and usually equal slightly elevated lines, separated by rows of fine quadrate cells. Sometimes the alternate lines are a little stronger, so that the elytra become feebly 4-costate. The species are very difficult to separate. Eight are known from the United States, five of which have been taken in Indiana.

## KEY TO INDIANA SPECIES OF PLATEROS.

- a. Antennæ broad, not strongly serrate.
  - b. Elytra with alternate lines distinctly more elevated, the intermediate ones very feeble. 1545. *MODESTUS*.
  - bb. Elytra with all the lines equal or nearly so.
    - c. Thorax with a small notch at middle of base, the discal black spot with a pale margin on all sides. 1546. *SOLLICITUS*.
    - cc. Thorax not notched at base, the discal spot reaching the base and usually the apex.
      - d. Median impressed line of thorax distinct, reaching from base to middle. 1547. *CANALICULATUS*.
      - dd. Median impressed line of thorax obsolete, represented only by a small roundish impression in front of scutellum; antennæ shorter; form more narrow. 1548. *FLORALIS*.
- aa. Antennæ strongly serrate; thorax with a median impressed line on basal third. 1549. *LICTOR*.

1545 (4794). *PLATEROS MODESTUS* Say, Bost. Journ. Nat. Hist., I, 1835, 153; *ibid.* II, 631.

Elongate-oblong, subdepressed. Black, sides and apical margin of thorax reddish-yellow. Third joint of antennæ one-half the length of fourth, the second much smaller. Thorax with sides strongly elevated, apex rounded, hind angles somewhat prolonged. Elytra as mentioned in key, the more elevated lines with two rows of cells in intervals, these rows separated by the finer lines. Length 6-7.5 mm.

Crawford County; rare. June 8. A broader species than those which follow.

1546 (4796). *PLATEROS SOLLICITUS* Lec., Journ. Phil. Acad. Nat. Sci., 2d Ed., I, 1847, 83.

Elongate, subdepressed, narrower than *canaliculatus*. Dull black; thorax reddish-yellow, with a large square, central, shining black spot. Thorax with sides strongly reflexed, the median impressed line extending from base to beyond middle, deepest on middle third. Elytra with well marked equal intervals and strongly cross-barred interspaces. Antennæ of male long, the fourth joint twice as long as third, fifth twice as long as wide, outer ones narrower, with angles acute. Antennæ of female shorter, seventh joint twice as long as wide. Length 6-7.5 mm.

Starke County; scarce. July 27. The thorax is narrower, with

apex much more rounded and hind angles less prominent than in the next.

1547 (4795). *PLATEROS CANALICULATUS* Say, *Bost. Journ. Nat. Hist.*, I, 1835, 154; *ibid.*, II, 632.

Elongate, depressed. Black; thorax with yellowish side margins; elytra with humeri sometimes reddish-yellow. Thorax with a narrow basal channel extending almost to middle. Second joint of antennae minute, third half the length of fourth. Length 5-8 mm.

Throughout the State; frequent. May 10-July 27. Occurs on leaves of milkweed and various shrubs.

1548 (4798). *PLATEROS FLORALIS* Melsh., *Proc. Phil. Acad. Nat. Sci.*, II, 1845, 302.

Elongate, slender. Black, the side margins of thorax broadly yellow. Antennae compressed, shorter and much less serrate than in *lictor*. Thorax with apex more broadly rounded and sides straighter than in the next. Length 5-6.5 mm.

Throughout the State; frequent. June 2-August 11. Beaten from vegetation.

1549 (4797). *PLATEROS LICTOR* Newm., *Entom. Mag.*, V, 1838, 382.

Elongate, more slender than the preceding, with which it agrees in color. Antennae of male long, strongly serrate, third joint triangular, as wide as long, fourth longer, not wider; those of female broader, less serrate. Thorax subpentagonal, with the front margin raised and less broadly rounded; the disk with an elongate channel on basal half, this extending to middle in male, shorter and broader in female. Elytra with well marked equal lines and more finely cross-barred interspaces. Length 5-7 mm.

Throughout the State; frequent. May 30-July 15.

#### V. *CALOCHROMUS* Guer. 1833. (Gr., "beautiful + color.")

This genus is mainly distinguished by the pubescent velvety surface and feebly striate, not reticulate, elytra. They have the head ending in a short, broad beak; antennae rather widely separated, subserrate, with joints thicker and less compressed; thorax with an entire median groove, toward which a short, oblique ridge runs from the middle of the thickened margin.

1550 (4805). *CALOCHROMUS PERFACETUS* Say, *Amer. Entom.*, II, 1825, 46; *ibid.*, I, 46, pl. 21.

Elongate, depressed. Black, velvety with fine pubescence; sides of thorax broadly reddish-yellow. Antennae with second joint one-third the length of third, the latter as long but not as wide as fourth. Side margin of thorax impressed at the middle, the basal lateral impressions deep. Middle and hind tibiae curved. Length 6.5-9.5 mm. (Fig. 315.)



Fig. 315. × 2.  
(After Knobel.)

Putnam and Gibson counties; rare. July 4–September 1. Beaten from flowers of the linden, *Tilia americana* L.

Subfamily II. LAMPYRINÆ.

The members of this subfamily have the middle coxæ contiguous and the epipleuræ wide at the base of elytra. They are divided into two tribes, both represented in the State.

KEY TO TRIBES OF LAMPYRIDÆ.

- a.* Head more or less concealed beneath the thorax; antennæ usually approximate at base; epimera of metathorax long. Tribe I. LAMPYRINI, p. 816.  
*aa.* Head exposed; antennæ widely separated at base; epimera of metathorax wide. Tribe II. PHENOGONINI, p. 824.

Tribe I. LAMPYRINI.

To this tribe belong our true fireflies, most genera possessing a light-giving apparatus on the hind abdominal segments. The head is deeply immersed in the thorax, the edges of which are usually expanded into a wide, thin margin. The tribe is separated into twelve genera, representatives of eight of which have been taken in Indiana.

KEY TO INDIANA GENERA OF LAMPYRINI.

- a.* Antennæ with second joint small, usually transverse; head completely covered by thorax.  
*b.* Antennæ bipectinate, somewhat distant at base, last joint simple; margins of thorax not flattened. VI. POLYCLASIS.  
*bb.* Antennæ not pectinate, approximate at base.  
*c.* Last joint of antennæ elongate, simple.  
*d.* Eyes small; light organs feeble; ventral segments without stigma-like pores.  
*e.* Antennæ very much compressed, not serrate; second joint very short, transverse. VII. LUCIDOTA.  
*cc.* Antennæ with second joint one-half as long as third, or nearly so.  
*f.* Last dorsal segment of male rounded; light organs wanting. VIII. ELYCHNIA.  
*ff.* Last dorsal segment of male bisinuate and truncate. IX. PYROPYGA.  
*dd.* Eyes large, but larger in male than female; light organs well developed; male with strongly marked stigma-like pores.  
*g.* Thorax subcarinate; female with light organs on the sides of abdomen. X. PYRACTOMENA.  
*gg.* Thorax not carinate, frequently grooved; female with light organs on the middle of abdomen. XI. PHOTINUS.

- cc. Last joint of antennæ bearing a small, jointed, needle-shaped appendage; female with short elytra. XII. LAMPYRIDÆ.  
 aa. Antennæ with second joint not transverse; head exerted, narrowed behind the eyes. XIII. PHOTURIDÆ.

VI. POLYCLASIS Newm. 1838. (Gr., "many branches.")

Antennæ moderately separated at base, and strongly bipectinate from the third to tenth joint in the male, less so in female; second joint small, third not shorter than fourth. The two processes spring from the base of the joints in male and from the middle of the sides in female. One species occurs in the eastern United States.

1551 (4809). POLYCLASIS BIFARIA Say, Bost. Journ. Nat. Hist., I. 1835, 157; *ibid.* II, 635.

Elongate-oval, densely and roughly punctured. Black; thorax with sides and apex reddish-yellow and with a median impressed line. Male with seventh and eighth ventral segments dull yellow, seventh with a small triangular notch, eighth narrow, parallel. Female with sixth and seventh segments yellowish, the seventh triangular, rounded behind. Length 9-10 mm.

Marshall and Crawford counties; scarce. June 2-June 15. Occurs on trunks of trees in upland woods.

VII. LUCIDOTA Cast. 1833. (L., "shining.")

This genus and the next four are grouped by LeConte under the name *Photini*. All five genera have the head covered by the hood-like thorax. The elytra vary in color, but in all our species without well developed light organs they are black. Of the group he says: "There are in many families of Coleoptera strong resemblances between species of different genera, but I know of none more deceptive than those presented by this group of *Photini*. The inexperienced student should, therefore, always ascertain the genus to which his specimen belongs before attempting its specific determination." The genus *Lucidota* is easily known by the very broadly compressed antennæ which are not serrate, but gradually narrowed externally, with the second joint very short and transverse. The light organs are feebly developed and indicated by yellow spots on the last ventral of the female or last two ventrals of male. The two species belonging to it are diurnal and frequent shady places.

1552 (4810). LUCIDOTA ATRA Fab., Ent. Syst., I. 1798, 191.

Elongate-oblong, depressed. Black, sides and apex of thorax dull yellow, with a reddish or orange spot next the black median space. Thorax

triangular, the apex rounded. Elytra finely granulate, with four or five longitudinal, slightly raised lines, which are abbreviated on apical third. Length 8–11 mm.

Throughout the State; common. June 4–July 7. Occurs on low herbage and trunks of trees in woods. Also often noted in flight. When captured it exudes from the joints of the legs and sides of abdomen a milky fluid having a disagreeable odor.

1553 (4811). *LUCIDOTA PUNCTATA* Lec., Proc. Phil. Acad. Nat. Sci., V, 1851, 333.

Oblong, narrow, subdepressed. Black, opaque, sparsely clothed with grayish pubescence; thorax with dorsal spot and basal margin black, the spot often almost disconnected from the base, and with a reddish or orange spot each side; hind angles usually dusky. Elytra coarsely granulate-punctate. Length 5.5–6 mm.

Kosciusko County; rare. Probably throughout the State. June 25. Taken by sweeping low-ground herbage.

#### VIII. *ELLYCHNIA* Lec. 1851. (Gr., "a lamp-wick.")

Antennæ narrow, strongly compressed, with the second joint but little wider than long and about one-third as long as third, which is not longer than fourth; dorsal segments not acutely lobed at sides and, except the next to last, not produced backwards. The light organs are lacking and the species therefore diurnal. Two species and one variety occur in Indiana.

1554 (4815). *ELLYCHNIA CORRUSCA* Linn., Syst. Nat., Ed. XII, II, 1785, 644.



Fig. 316. × 15.  
(After Knobel.)

Oblong-oval. Black or rusty black; thorax with disk and side margins black; between these is a reddish and yellow space or line. Third joint of antennæ longer than wide. Thorax semi-oval, its apex regularly rounded. Elytra finely granulate and thinly covered with a fine, prostrate yellowish pubescence; each with three or four rather indistinct costæ. Length 10–14 mm. (Fig. 316.)

Throughout the State; common. April 1–October 21. Occurs in spring on trunks of trees in open woodland, especially on those of maple at or near flowing sap; in autumn on flowers of goldenrod and asters. Noted mating on April 26 and May 28.

1554h (4815a). *ELLYCHNIA CORRUSCA AUTUMNALIS* Melsh., Proc. Phil. Acad. Nat. Sci., II, 1845, 303.

Much smaller and relatively broader than *corrusca*. More brownish in hue and with the raised lines of elytra almost obsolete. Length 7–7.5 mm.

A well-marked variety of *corrusca* taken by Wolcott near Clarke, Lake County, and by myself in Steuben County; scarce, May 25--June 12.

1555 (4815b). *ELLYCHNIA LACUSTRIS* Lec., Proc. Phil. Acad. Nat. Sci., V, 1851, 334.

Elongate-oblong, narrow, parallel. Dull sooty-black. Thorax semi-elliptical, its edges only indistinctly paler and sparsely punctate. Elytra finely granulate, with one costa only fairly distinct, the others obsolete. Length 5 mm.

Lake County; rare. July 2. Smaller and much narrower than *autumnalis* and probably a distinct species, though classed as a variety of *corrusca* by LeConte in his Synopsis. A northern form described from the Lake Superior region.

#### IX. PYROPYGA Mots. 1853. (Gr., "fire-rump.")

Rather narrow forms, having the antennae moderately wide and compressed, with second joint transverse, one-third as long as third, the latter in our species longer than fourth; last dorsal segment in both sexes broadly truncate with rounded angles; segments lobed at the sides, with the angles but feebly produced backwards; light organs but slightly developed.

##### KEY TO INDIANA SPECIES OF PYROPYGA.

- a.* Thorax with black disk and narrow piceous or dusky edges.  
*b.* Elytra costate; length 6.5-8 mm. 1556. FENESTRALIS.  
*bb.* Elytra not costate; length 4.5-6 mm. 1557. NIGRICANS.  
*aa.* Thorax with black disk and reddish-yellow sides. 1558. DECEPIENS.

1556 (4817). *PYROPYGA FENESTRALIS* Melsh., Proc. Phil. Acad. Nat. Sci., 11, 1845, 304.

Elongate-oval, slender. Black or blackish-brown; thorax with a large reddish-yellow subtriangular space on each side of the black central disk. Elytra finely granulate and with two or three rather indistinct costae. Length 6.5-8 mm.

Laporte, Steuben, Marshall and Vigo counties; frequent. June 19--August 17. Taken by sweeping grass and low herbage, usually in moist meadows.

1557 (4818). *PYROPYGA NIGRICANS* Say, Journ. Phil. Acad. Nat. Sci., 111, 1823, 179; *ibid.* 11, 116.

Resembles the preceding in form and in color of thorax. Differs mainly in its smaller size and lack of raised lines on elytra. Length 4.5-6 mm.

Steuben, Starke and Marshall counties; frequent about tamarack marshes. June 17--July 15.

1558 (4820). *Pyropyga decipiens* Harris, Trans. Hartford Soc., 1836, 74.

Elongate-oval. Black or rusty black; thorax with a wide pale reddish-yellow margin. Antennæ less slender than in the other two species, the joints one-half longer than wide. Elytra each with two subobsolete costæ and with surface more coarsely granulate than in *nigricans*. Length 5-7 mm.

Northern half of State; frequent. June 17-July 24.

X. *Pyractomena* Lec., 1851. (Gr., "to set on fire.")

Antennæ narrow, not serrate; the thorax subearinate with sides broadly reflexed. Light organs are well developed in both sexes; those of the male being located on the fifth and sixth ventral segments and marked each side about half way between the middle and side by a large round stigma-like pore or spot; those of female are at the sides of the segments, which are dusky or piceous at middle, and are also accompanied by distinct pores. The males have the last dorsal segment emarginate, seventh ventral truncate, and the eighth small. Three of the four known species have been taken in the State.

KEY TO INDIANA SPECIES OF *PYRACTOMENA*.

- |   |                         |
|---|-------------------------|
| <i>a.</i> Elytra with wide side margins.    | 1559. <i>ANGULATA</i> . |
| <i>aa.</i> Elytra with narrow side margins. |                         |
| <i>b.</i> Antennæ shorter than thorax.      | 1560. <i>BOREALIS</i> . |
| <i>bb.</i> Antennæ longer than thorax.      | 1561. <i>LUCIFERA</i> . |

1559 (4823). *Pyractomena angulata* Say, Journ. Phil. Acad. Nat. Sci., V, 1825, 162; *ibid.* II, 273.



Fig. 317. 12.  
(After Knab del.)

Elongate, depressed. Blackish-brown; thorax with a dark median space and dusky lateral margins, between which the area is yellow tinged with reddish on basal half; elytra with suture and narrow side margins pale. Thorax with front margin obtusely angulate. Elytra finely granulate, not punctured, each with two or three well marked costæ. Ventral segments of female dull yellow spotted with dusky. Length 8-15 mm. (Fig. 317.)

Throughout the State; frequent. May 10-July 8. One of our most common fireflies.

1560 (4824). *Pyractomena borealis* Rindl., Bost. Journ. Nat. Hist., II, 1838, 16.

Resembles *angulata* closely in form and general appearance. The margins of both thorax and elytra are narrower and those of the former are yellow instead of dusky as in *angulata*. The central black spot is usually smaller and the red one each side larger. Antennæ stout and shorter than thorax. Abdomen of female in great part dark. Length 10-15 mm.



Marshall and Orange counties; rare. May 28 June 10. A species of wide distribution, but everywhere much less common than *angulata*.

1561 (4826). PYRACOMENA LUCIFERA Melsh., Proc. Phil. Acad. Nat. Sci., 11, 1815, 304.

Elongate, narrow, parallel. Colors as in *angulata* except that the dusky spot on margins of thorax is more distinct, and occurs only on middle third of the margin. Yellow margin of elytra much narrower and more parallel than in *angulata*. Male with ventral segments 4-4 piecous, seventh with a piecous spot; female with fifth and sixth also piecous at middle. Length 8-11 mm.

Lake and Kosciusko counties; scarce. June 3 June 24. Probably throughout the northern half of State.

## XI. PHOTINUS Lap. 1833. (Gr., "shining.")

Hood-like thorax not at all carinate, usually slightly grooved and more obtusely rounded in front. The light organs are always the larger in the male, where they occupy all the ventral segments behind the third or fourth and are accompanied by stigmatic pores on the fifth and sixth segments. In the female they occur on the middle part of the ventral segments, but the stigma-like impressions are barely or not visible. Five have been taken in Indiana, while one other perhaps occurs.

### KEY TO INDIANA SPECIES OF PHOTINUS.

- a. Fourth ventral segment dark.
  - b. Thorax with a black stripe and two roseate spots; elytra with wide side margins. 1562. CONSANGUINEUS.
  - bb. Thorax with a dusky cloud or black spot; elytra with narrow side margins; form more narrow.
    - c. Thorax with hind angles acute, somewhat produced, its disk smooth, margins punctate. 1563. ARDENS.
    - cc. Thorax with hind angles not produced, its disk finely, margins densely and rather coarsely, punctate. PUNCTULATUS.
- aa. Fourth ventral segment pale, at least in part.
  - d. Large species (9 or more mm.); disk of thorax roseate with a large black spot; ventral impressions of male very distinct. 1564. PYRALIS.
  - dd. Small species (less than 8 mm.); ventral impressions of male obsolete.
    - c. Elytra pale, widely margined; female with long elytra and wings. 1565. MARGINELLUS.
    - cc. Elytra dusky with pale margins, narrowly margined; female without wings, elytra short, widely separated at suture. 1566. SCINTILLANS.

1562 (1827). *PHOTINUS CONSANGUINEUS* Lec., Proc. Phil. Acad. Nat. Sci., V, 1851, 335.

Elongate, rather slender. Dusky or piceous; thorax yellow, with a black median bar on basal half, this bordered with pinkish on each side; elytra with suture and side margins pale. Surface of elytra finely granulate, with one or two subobsolete carinae. Female with sixth ventral segment dark piceous. Length 8–12.5 mm.

Porter, Marshall and Kosciusko counties; scarce. June 3–June 19.

1563 (4829). *PHOTINUS ARDENS* Lec., Proc. Phil. Acad. Nat. Sci., V, 1851, 334.

Elongate, slender. Fuscous or piceous; thorax with side margins and apex pale; elytra with suture and narrow side margins yellowish. Antennae very slender. Thorax semicircular, base truncate, margins wide, translucent, feebly reflexed. Elytra finely and densely granulate. Length 6–11 mm.

Kosciusko and Posey counties, scarce; also two Indiana specimens in Webster collection. June 22–June 25.

*P. punctulata* Lec., fusco-piceous, thorax dusky with sides dusky, length 10–11.5 mm., is known from Illinois and Kansas.

1564 (4835). *PHOTINUS PYRALIS* Linn., Syst. Nat., Ed. XII, 1785, 644.

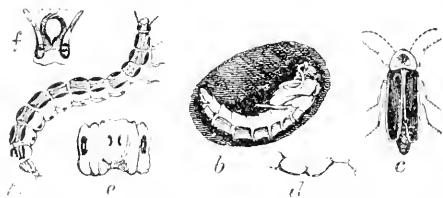


Fig. 318. *a*, larva; *f*, *e*, *d*, head, under side of segment and leg of same; *b*, pupa in its earthen cell; *c*, beetle. (After Riley.)

Elongate-oblong, rather robust. Piceous-brown; thorax with margins dull yellow, the convex disk roseate and with a central black spot. Elytra with suture and narrow side margins pale. Thorax with a short dorsal channel. Male with hind margin of fourth

and whole of the succeeding ventral segments yellow; female with dusky spots at base of fifth segment; sixth dusky, margined with yellow. Length 10–14 mm. (Fig. 318.)

Tippecanoe, Madison, Vigo, Marion and Lawrence counties; frequent. June 8–July 29.

1565 (4836). *PHOTINUS MARGINELLUS* Lec., Proc. Phil. Acad. Nat. Sci., V, 1851, 335.

Elongate, slender. Pale, dull yellow; disk of thorax roseate without or with only a trace of a black spot; antennae and legs dusky. Elytra finely granulate and pubescent. Length 6–8 mm.

Kosciusko, Crawford and Posey counties; scarce. June 2–August 11. The form here described is the pale variety *casta* Lec. The typical form is colored similar to *scintillaus*.

1566 (4837). *PHOTINUS SCINTILLANS* Say, Journ. Phil. Acad. Nat. Sci., V, 1825, 163; *ibid.* II, 275.

Elongate, slender. Dusky brown; thorax rosaceous with a yellowish margin and central black spot; elytra with suture and side margins pale; antennæ dusky. Elytra finely and almost indistinctly granulate; those of female not more than one-third the length of abdomen. Length 5.5-8 mm.

Martin County; scarce. July 13. Said by Say to be "our very abundant firefly and familiar to every inhabitant of the country," but this does not hold good in Indiana.

## XII. *LAMPROHIZA* Mots. 1853. (Gr., "to glow + a root.")

Antennæ simple with quadrate joints, the eleventh with a small jointed needle-shaped appendage near the tip. The females have short elytra and the males transparent spots on the thorax. One species has been taken in the State, while another may occur.

1567 (4843). *LAMPROHIZA INACCENSA* Lec., Proc. Amer. Phil. Soc., XVII, 1878, 611.

Elongate, gray, slightly pubescent. Thorax wider than long, semicircularly rounded at tip and sides, the latter strongly incurved at base, hind angles dentiform; disk dark, convex, smooth, sides very widely flattened, scabrous, pale gray; near the apex (in male) are two large colorless, transparent spots. Elytra reticulate-punctate, with the longitudinal raised lines very faint, sides rather strongly margined. Beneath densely punctured, gray; abdomen piceous, wholly without phosphorescent spots; antennæ and legs gray. Length 6.3 mm.

A species of the Alleghanian fauna described from Marquette, Michigan. One specimen in the Dury collection is from near Michigan City, Laporte County. Probably occurs sparingly in the northern third of the State.

*L. splendidula* Linn., fifth and sixth ventral segments yellow, thorax wider than long, length 8.5 mm., is a European species recorded from Maryland and Illinois.

## XIII. *PHOTURIS* Lec. 1851. (Gr., "light + tail.")

Eyes large, convex and widely separated; head rounded, narrowed behind, not retractile and not entirely covered by the hood-like thorax; antennæ longer than one-half the body, filiform, slender, not compressed, the second and third joints about equal and, together, as long as each of the following joints. The light organs in both sexes occupy the whole of the fifth and following segments.

1568 (4847). *PHOTURIS PENNSYLVANICA* DeG., Mem. Hist. des Ins., IV, 1768, 52.

Elongate, slender, subdepressed. Head and thorax dull



Fig. 319.  $\times 1\frac{1}{2}$ .  
(After Knobel.)

yellow, the latter with disk red with a narrow median dark stripe; elytra brown or piceous, with the suture, narrow side margins and a narrow stripe on disk pale. Labrum tridentate. Thorax and elytra densely and rather roughly punctured. Length 11-15 mm. (Fig. 319.)

Throughout the State; our most common firefly. May 23-August 6.

#### Tribe II. PHENGODINI.

In this tribe the thorax, though rounded in front, does not cover the head. The eyes are convex, prominent and widely separated; antennæ not approximate, plumose or with fan-like processes in male; middle coxæ contiguous. Two genera are represented in the State.

##### KEY TO INDIANA GENERA OF PHENGODINI.

- a.* Prosternum very short; front flat, labrum large; elytra short, awl-shaped; tarsi with fourth joint lobed. XIV. PHENGODES.  
*aa.* Prosternum well developed; front convex, labrum small; antennæ serrate. XV. TYTHONYS.

#### XIV. PHENGODES Illig. 1807. (Gr., "shining.")

Medium-sized species, having the head deeply and transversely excavated behind the eyes; gular region deeply excavated, the sutures confluent. One species is known from the State.

1569 (4852). PHENGODES PLUMOSA Oliv., Ent., II, 1790, 26.



Fig. 320. - 11.  
(After Glover.)

Elongate, robust, depressed. Dull yellow, finely pubescent; head, antennæ, tips of elytra and dorsal surface of abdomen fuscous. Antennæ of male feather-like, the third and following joints emitting long flexible branches. Thorax more than twice as wide as long, almost smooth. Elytra one-third the length of abdomen, very widely separated at tips. Length 11-12 mm. (Fig. 320.)

One in Webster collection labeled "Ed." Seems to be everywhere rare, though Say says: "Not uncommon for a short period in autumn when, attracted by candles, they enter the house in the evening and fly repeatedly against the ceiling in their efforts to escape."

#### XV. TYTHONYS Lec. 1851. (Gr., "small-claw.")

Eyes small, rounded, convex; antennæ nearly as long as the body, broadly compressed, strongly serrate, joints triangular, the second but one half as long and one half as wide as third; the outer joints of male longer, narrower and more prolonged at tip than the joints preceding. One species is known.

1570 (1863). *TYTTHONYX ERYTHROCEPHALUS* Fab., Syst. Eleml., II, 1801, 105.

Oblong, compressed. Black, opaque, sparsely and finely pubescent; front, occiput and under surface of head reddish-yellow. Thorax transverse, truncate in front, broadly rounded behind, the sides short, inflexed. Elytra one-half as long as abdomen, rounded at tip; wings straight, extending along the dorsal surface of the abdomen. Length 1 mm.

Marion and Posey counties; scarce. May 17 July 3. Occurs on leaves of various shrubs.

### Subfamily III. TELEPHORINÆ.

The members of this subfamily differ from those of the two preceding by having the mouth organs more strongly developed; eyes smaller; antennæ more widely separated at base and by the straight or nearly straight outline of the inner side of the metathoracic episterna. Light organs are wholly lacking and the sexes are quite similar in form and the development of the wings. The subfamily is separated into three tribes, all of which are represented in Indiana.

#### KEY TO TRIBES OF TELEPHORINÆ.

- a.* Tarsi with joints three and four lobed beneath; mentum short. Tribe I. OMETHINI, p. 825.  
*aa.* Tarsi simple or with the fourth joint only lobed beneath.  
*b.* Mentum very long, wider in front; prosternum feebly developed, separated by a membrane from the surrounding parts. Tribe II. CHAULIOGNATHINI, p. 826.  
*bb.* Mentum small, quadrate, often semimembranous; prosternum normal, fully developed. Tribe III. TELEPHORINI, p. 828.

#### Tribe I. OMETHINI.

This tribe comprises two genera of small oblong beetles possessing the characters of the tribe *Telephorini* as set forth on a succeeding page, but having the third and fourth joints of the tarsi prolonged or lobed beneath. The typical genus, *Omethis*, is represented in the eastern United States by a single species, *O. marginatus* Lec., which has been taken by Dury near Cincinnati and therefore probably occurs in the southern third of the State. The other genus is established for a new species, closely allied to *Omethis*, which has been taken in three of the southern counties.

#### KEY TO GENERA OF THE TRIBE OMETHINI.

- a.* Elytra with finely impressed striae; clypeus truncate; antennæ alike in the sexes. OMETHIS.  
*aa.* Elytra wholly without striae; clypeus broadly emarginate; antennæ unlike in the sexes. XVI. BLANCHARDIA.

## XVI. BLANCHARDIA Gen. Nov.

This genus differs from *Omethecs* in the characters above given and in having the head broader, more finely and densely punctured on front and vertex; eyes smaller and less prominent; tarsal claws much smaller and more slender, with a smaller tooth at base. In the male the antennæ are geniculate at the end of the fourth joint; the basal joint is large, strongly and distinctly clavate; second and fourth subequal in length, the latter much more robust and closely united with the shorter third, the two appearing like one clavate joint; fifth shorter than sixth to tenth, which are subequal; eleventh longer, a little stouter and subacuminate. In the female the basal joint is less stout and not clavate; joint two is a little shorter than three to ten, which are equal. The genus is named in honor of Frederick Blanchard, of Tyngsboro, Massachusetts, a well-known Coleopterist who has shown me many favors during the preparation of the present paper.

1571 (—). BLANCHARDIA GRACILIS SP. NOV.

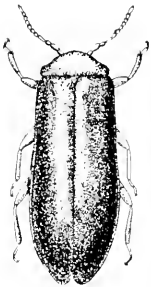


Fig. 321. - 74.  
(Original.)

Elongate, slender, clothed with fine, sparse, suberect yellowish hairs. Head, thorax, antennæ, legs and under surface, except the abdomen, pale reddish-yellow; elytra and abdomen piceous, the humeral angles of former and tip of latter reddish-yellow. Thorax transversely elliptical, more than twice as wide as long, sides rounded into base and apex; margins, except the apical, distinctly reflexed; surface minutely and very sparsely punctured. Elytra not wider at base than thorax, their margins slightly flattened and reflexed along their apical two-thirds, thus causing them to appear wider toward the apex; surface finely, sparsely, shallowly and somewhat rugosely punctured, each puncture bearing a suberect yellowish hair. Length 4-4.5 mm. (Fig. 321.)

Lawrence, Crawford and Perry counties; one specimen from each; one male, two females. May 20-June 5. Taken by sweeping roadside herbage.

## Tribe II. CHAULIOGNATHINI.

Head prolonged before and behind the eyes; maxillary palpi long and but slightly dilated; mentum elongate and wider in front; prosternum small, broadly triangular; middle coxæ separated, mesosternum membranous; tarsal claws simple. The tribe is represented by the single genus

XVII. CHAULIOGNATHUS Hentz. 1830. (Gr. "with exposed + jaws or maxilla.")

The species of this genus are known from all others by the elongate head, and by the singular structure of the maxillary lobe, which has a long, extensile, pilose, thread-like process which can be pushed out and used to gather food. In this respect it is somewhat similar to the tongue or proboscis of a moth or butterfly. The mature beetles are said to feed solely upon the honey and pollen of various flowers. The larvæ are, however, strongly carnivorous, those of our more common species being very beneficial in that they feed upon the larvæ of the plum cureulio and other injurious forms. The last ventral segment of the male is elongate-oval, convex and more horn-like in texture than the other segments; the next to last is broadly and deeply emarginate; the males are also furnished with a pair of slender, curved clasping organs hooked at the end and fringed with hairs on the inner margin. Two species occur in Indiana.

KEY TO INDIANA SPECIES OF CHAULIOGNATHUS.

- a.* Thorax wider than long; head black. 1572. PENNSYLVANICUS.  
*aa.* Thorax longer than wide; head yellow with black spots. 1573. MARGINATUS.

1572 (4875). CHAULIOGNATHUS PENNSYLVANICUS DeG., Mem. Hist. des Ins., IV, 176S, 7S.

Elongate, slender, parallel. Head and under parts black; thorax yellow with a broad black spot on basal half; elytra yellow with an oblong-oval blackish spot on apical third, this sometimes prolonged to cover two-thirds or more of the surface; ventral segments margined behind with yellow. Thorax with margin rather widely flattened and reflexed. Length 9-12 mm. (Fig. 322.)



Fig. 322.  $\times 1\frac{1}{2}$ .  
(After Riley.)

Throughout the State; common. June 30-September 30. Occurs most abundantly in autumn upon the flowers of goldenrod and allied plants. Riley says that the larvæ pass the winter in a nearly full grown stage; feed ravenously in the spring and appear in the mature stage during August, September and October. I have taken them mating in Putnam County on June 30, so that a few, at least, become mature by that date.

1573 (4876). CHAULIOGNATHUS MARGINATUS Fab., Syst. Ent., 1798, 206.

Resembles *pennsylvanicus* in form, but usually smaller and more narrow. Head in great part yellow; thorax with a broad black median stripe reaching from base to apex; blackish spot on elytra very variable in size.

sometimes extending nearly their full length, rarely wholly lacking; base of femora and greater part of abdomen yellow. Sides of thorax narrowly margined. Length 8-11 mm.

Throughout the State, common in the southern counties; much less so in the northern portion. June 3-July 28. Occurs by thousands on the flowers of the linden; also abundant on those of wild hydrangea, Jersey tea and other shrubs.

#### Tribe III. TELEPHORINI.

Head but slightly prolonged before the eyes; maxilla moderate in size, their palpi rather long and of variable form; front coxæ contiguous; prosternum distinct in front of coxæ; middle coxæ contiguous; mesosternum horn-like in texture. Eight of the nine recognized genera are known to be represented in the State.

#### KEY TO INDIANA GENERA OF TELEPHORINI.

- a.* Elytra entirely covering the wings.
- b.* Thorax truncate in front; head entirely exposed; gular sutures confluent. XVIII. *PODABRUS*.
- bb.* Thorax rounded in front; head partly covered; gular sutures separate.
- c.* Last joint of maxillary palpi dilated, hatchet-shaped.
- d.* Hind angles of thorax of male notched; head short and broad. XIX. *SILIS*.
- dd.* Hind angles of thorax rounded.
- e.* Head moderately long; sides of thorax not notched. XX. *TELEPHORUS*.
- ee.* Head short and broad; sides of thorax in male nicked at the middle. XXI. *POLEMUS*.
- ce.* Last joint of maxillary palpi suboval, obliquely truncate; sides of thorax in male distinctly notched at the middle and behind; antennæ strongly serrate. XXII. *DITEMNUS*.
- au.* Elytra abbreviated; wings exposed; gular sutures confluent.
- f.* Maxillary palpi with the last joint elongate, hatchet-shaped; side pieces of metathorax wide in front, strongly triangular; claws with broad tooth near base. XXIII. *TRYPHERUS*.
- ff.* Maxillary palpi with the last joint oval, pointed; side pieces of metathorax narrow; claws simple.
- g.* Mandibles toothed; head wide, narrowed behind. XXIV. *MALTHINUS*.
- gu.* Mandibles simple; head not narrowed behind. XXV. *MALTHODES*.

XVIII. *PODABRUS* Fisch. 1839. (Gr., "foot + delicate.")

Head prolonged and narrowed behind the eyes, so as to form a distinct neck which is not covered by the thorax; the latter nearly



truncate or even somewhat emarginate in front; seventh ventral segment of male truncate, the eighth exposed. The tarsal claws of all our known Indiana species are armed with a long acute tooth, causing them to appear broadly cleft. In another group, which may yet be found to be represented in the State, the claws are armed with a broad, nearly rectangular, basal tooth. Eight species have been taken in the State.

KEY TO INDIANA SPECIES OF *PODABRUS*.

- a.* Eighth ventral segment of male triangular, flat, rounded at tip.  
*b.* Elytra distinctly dilated on the sides, their elevated lines strongly marked; antennae stouter.  
*c.* Size larger, 11-13 mm.; thorax more than twice as wide as long. 1574. *TRICOSTATUS*.  
*cc.* Smaller, 7-8 mm.; thorax not much wider than long, distinctly narrowed in front. 1575. *RUGOSULUS*.  
*bb.* Elytra not or scarcely dilated on the sides, their elevated lines indistinct.  
*d.* Elytra rather coarsely rugose.  
*c.* Thorax twice wider than long; color smoky brown or dull black. 1576. *BASILIARIS*.  
*cc.* Thorax but little wider than long; color, except sides of thorax, shining black. 1577. *FRATER*.  
*dd.* Elytra finely rugose; thorax but little wider than long.  
*f.* Elytra black without pale margins; median impressed line of thorax distinct. DIADEMA.  
*ff.* Margins and suture of elytra narrowly pale; median line of thorax feeble or wanting; second and third joints of antennae subequal. 1578. *MODESTUS*.  
*aa.* Eighth ventral of male oblong with sides parallel, obtusely rounded at tip.  
*g.* Head suddenly narrowed behind the eyes, neck short; head and thorax uniform reddish-yellow. 1579. *TOMENTOSUS*.  
*gg.* Head much prolonged behind the eyes, neck long.  
*h.* Head sparsely punctured behind; thorax feebly punctured. 1580. *PROTENSUS*.  
*hh.* Head and thorax both coarsely, the latter sparsely punctured. 1581. *BRUNNICOLLIS*.

1574 (4879). *PODABRUS TRICOSTATUS* Say, Bost. Journ. Nat. Hist., 1, 1835, 158; *ibid.*, II, 635.

Elongate, robust. Black; front of head and sides of thorax reddish-yellow. Antennae about half the length of body, joints two to four increasing in length. Head and middle of thorax densely punctured, the sides of latter broadly flattened and reflexed. Elytra very broadly dilated on middle third, densely rugose, each with three strongly elevated lines. Male elytra less dilated and antennae longer than in female. Length 11-13 mm. (Fig. 323.)



Fig. 323. — 11.  
(After Knobel.)

Lawrence and Perry counties; rare. May 31-June 17.

1575 (4880). *PODABRUS RUGOSULUS* Lec., Agass. Lake Sup., 1850, 229.

Elongate, the sides of elytra less broadly dilated than in *tricastatus*. Black; front of head and sides of thorax yellow. Head coarsely, thorax less coarsely punctured, the latter narrowed in front of middle, side margins broad, deeply impressed before and behind, dorsal line well marked. Elytra densely rugose. Length 7-8 mm.

Throughout the State; common. May 31—July 4. Occurs on the leaves and flowers of various shrubs and herbs. One was noted feeding on a winged plant louse. In one specimen at hand the thorax is wholly black.

1576 (4882). *PODABRUS BASILARIS* Say, Journ. Phil. Acad. Nat. Sci., III, 1823, 181; *ibid.* II, 117.

Elongate, parallel. Blackish or piceous; front of head and margins of thorax reddish-yellow; narrow side margins and suture of elytra pale; antennæ and legs piceous. Second joint of antennæ shorter than third, the two together scarcely longer than fourth. Thorax with sides rounded, broadly flattened and reflexed; dorsal line distinct; disk sparsely punctured. Length 8-13 mm.

Lake, Kosciusko, Starke and Lawrence counties; rare. May 23—June 27. One of the largest species of the genus, which probably occurs sparingly throughout the State. The thorax is much wider in proportion to its length than in *modestus*.

1577 (4881). *PODABRUS FRATER* Lec., Proc. Phil. Acad. Nat. Sci., V, 1851, 344.

Slightly larger than *rugosulus*, which it closely resembles. Head black, the mandibles and a narrow line between the eyes yellowish, coarsely and closely punctate behind the eyes. Thorax quadrate, apex truncate, front angles rounded, the convex portion of disk almost smooth. Length 9-10 mm.

Steuben, Marshall, Starke and Vigo counties; scarce. June 6—June 17. Taken by sweeping herbage in low, moist grounds.

*P. diadema* Fab., black, front of head and sides of thorax pale, length 9-11 mm., is recorded from the Atlantic region and Lake Superior.

1578 (4886). *PODABRUS MODESTUS* Say, Journ. Phil. Acad. Nat. Sci., III, 1823, 179; *ibid.* II, 116.

Resembles *basilaris* very closely. Black or dusky black; front of head, broad margins of thorax and femora in great part yellow; antennæ and tibiæ dusky. Thorax nearly one-half wider than long, hind angles rectangular, front ones rounded; margins reflexed, disk finely and sparsely punctate. Length 9-13 mm.

Throughout the State; frequent. June 3–June 27. One species with thorax wholly pale is referred to var. *flavicollis* Lec.; this being a variety of *modestus* and not of *basilaris*, as the form of the thorax and relative length of antennal joints plainly show.

1579 (4889). *PODABRUS TOMENTOSUS* Say, Journ. Phil. Acad. Nat. Sci., V, 1825, 165; *ibid.* II, 275.

Elongate, slender, parallel. Head, thorax, two basal joints of antennæ, abdominal margin and femora reddish-yellow; remainder of antennæ, tibiae and tarsi dusky; elytra black with fine grayish pubescence. Thorax quadrate; disk finely and sparsely punctate, with distinct median line. Length 9–12 mm. (Fig. 324.)

Throughout the State; common. May 21–October 15. Occurs most abundantly on the greater ragweed, *Ambrosia trifida* L., along the borders of streams; also noted at electric light.

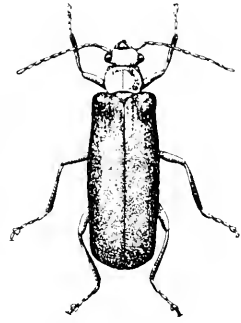


Fig. 324. ♀ 21.  
(Original.)

1580 (4890). *PODABRUS PROTENSUS* Lec., New Sp. N. Am. Col., 1866, 91.

Elongate, slender. Blackish; front of head, thorax, legs, basal fifth and outer margin of elytra as far as middle, reddish-yellow. Thorax slightly longer than wide, sides feebly curved; disk very finely and sparsely punctate; dorsal line deep. Second and third joints of antennæ nearly equal and together longer than fourth. Length 11–14 mm.

Clark, Jefferson and Perry counties; scarce. May 21–June 17. In some specimens, var. *fayi* Lec., the elytra are wholly dull yellow.

1581 (4891). *PODABRUS BRUNNICOLLIS* Fab., Syst. Eleut., I, 1901, 298.

Resembles the preceding but more slender. Front of head, sides of thorax, margins of elytra, legs and base of antennæ yellow. Back of head and disk of thorax coarsely punctured. Thorax longer than wide, the sides parallel, not rounded. Length 7–10 mm.

Orange County; scarce. May 28–June 2. Beaten from foliage of oak, hickory and wild grape.

## XIX. *SILIS* Latr. 1829. (Gr., "pig-nosed.")

Small oblong species having the thorax broader than long and, in the male, notched near the hind angles and bearing two processes on each side near the base.

### KEY TO INDIANA SPECIES OF *SILIS*.

- a.* Base of thorax lobed, deeply foveate inside of hind angles; notch near the base deep, the appendage behind notch long, compressed and rounded at tip. 1582. *PERCOMIS*.

*aa.* Base of thorax not lobed; process behind the notch not ante-basal but proceeding from the base itself by an extension of the hind angles; both processes narrow, parallel, compressed and obtuse at tip.

1583. SPATHULATA.

1582 (4920). *SILIS PERCOMIS* Say, Bost. Journ. Nat. Hist., 1, 1835, 159; *ibid.* II, 636.

Oblong, depressed. Black, often with a bluish tinge; thorax reddish-yellow. Thorax wider than long, obtusely rounded in front, the sides of female with a slight notch near hind angles; those of male deeply notched as noted above; surface of elytra finely granulate and pubescent. Length 5 mm.

Lake County; scarce. May 28.

1583 (4924). *SILIS SPATHULATA* Lec., Trans. Amer. Entom. Soc., IX, 1881, 57.

Form and color of *percomis*. Thorax strongly margined but not lobed at base, the basal margin blackish. Antenna of male nearly as long as body, joints 4-10 about four times longer than wide, slightly broader at tip, therefore subserrate; those of female one-half length of body, not serrate. Length 4.5-5 mm.

Lake, Marshall and Fountain counties; scarce. May 12-May 28. LeConte's types were from Illinois. Occurs especially on the flowers of the wild cranesbill, *Geranium maculatum* L.

XX. TELEPHORUS Schaff. 1766. (Gr., "afar + bearing," i. e. of wide distribution.)

The species belonging here are small or medium, soft-bodied forms, which are very difficult to separate. From allied genera they are distinguished only by the characters given in the generic key. They occur mostly on the foliage of low herbs and shrubs, especially in moist lowlands. About 36 species are known from the United States, 12 of which have been taken in Indiana.

KEY TO INDIANA SPECIES OF TELEPHORUS.

- a.* Claws of tarsi either in part or wholly toothed or cleft.
- b.* Tarsal claws similar, all being toothed or cleft.
  - c.* All the claws appendiculate or broadly toothed at base.
    - d.* Thorax one-half wider than long; last joint of maxillary palpi dilated, triangular. 1584. DENTIGER.
    - dd.* Thorax not wider than long; last joint of maxillary palpi elongate, triangular. 1585. EXCAVATUS.
  - cc.* All the claws cleft or acutely toothed.
    - c.* Size larger, 9-10 mm. 1586. CAROLINUS.
    - cc.* Size small, not over 7 mm.
      - f.* Elytra rather coarsely and densely rugose-punctured; thorax yellow with a wide dorsal stripe black. 1587. LINEOLA.

*ff.* Elytra finely or sparsely rugose-punctured.

*g.* Legs piceous or dull yellow; length 1.5-6 mm.

1588. RECTUS.

*gg.* Legs bright yellow.

*h.* Black; thorax and base of antennae orange yellow, the former often with a black dorsal line. 1589. FLAVIPES.

*hh.* Piceous; thorax and margins and suture of elytra yellow.

*i.* Thorax wider than long.

*i.* Form slender; thorax but little wider than long, its sides nearly parallel; elytra usually pale with dusky stripes. 1590. SCUTULUS.

*jj.* Form more robust; thorax one-half wider than long, its sides rounded. 1591. LUTEICOLLIS.

*ii.* Thorax not wider than long, sides subsinuate; elytra piceous with narrow pale stripes. 1592. PUSILLUS.

*bb.* Tarsal claws unlike; the outer claw of all the tarsi toothed at base, entire at tip, the inner claw simple.

*k.* Eyes large and prominent; size larger, 12-14 mm.; thorax not wider than long. ROTUNDICOLLIS.

*kk.* Eyes smaller, not prominent; size less, not over 7 mm.; thorax wider than long.

*l.* Thorax yellow with a broad black dorsal stripe.

1593. TUBERCULATUS.

*ll.* Thorax reddish-yellow with two oblong-oval blackish spots.

1594. BILINEATUS.

*aa.* Claws of tarsi simple, slender, not toothed or cleft; thorax semiorbicular, with a dorsal black stripe. 1595. SIMPLIUNGUIS.

1584 (4926). TELEPHORUS DENTIGER Lec., Proc. Phil. Acad. Nat. Sci., V, 1851, 341.

Elongate-oblong, rather robust. Dusky black, clothed with fine grayish pubescence; thorax yellow with a transverse angulated central dusky spot; mouth and side margins of abdomen, and sometimes the margins of elytra, dull yellow. Head and elytra densely and roughly punctured. Thorax more sparsely and coarsely punctured, median impressed line distinct, front angles broadly rounded. Length 8-9 mm.

Wayne and Marion counties; scarce. May 6-May 28.

1585 (4927). TELEPHORUS EXCAVATUS Lec., loc. cit., 342.

Elongate, slender. Black; thorax reddish-yellow with a narrow dorsal black stripe, this sometimes wanting; narrow side margins of elytra, tibiae, tarsi and basal third of antennae, sometimes dull yellow. Head finely and densely punctured. Thorax as long as wide, nearly smooth, slightly narrowed in front, sides straight, excavated about the middle; median line wide and deep, channel-like; thorax of female wider and less excavated at sides than in male. Length 5-6 mm.

Throughout the State; frequent. May 11-June 25.

1586 (4922). TELEPHORUS CAROLINUS Fabr., Syst. Elemt., I, 1801, 296.

Elongate, robust, subdepressed. Black, finely pubescent; thorax reddish, with a large shining black spot at center; mouth parts, three basal

joints of antennæ and narrow margin of abdomen dull yellow. Thorax broader than long, sides and front angles broadly rounded. Tarsi broad, those of male broader than in female. Length 9-11 mm.

Throughout the State; common. April 26-July 9. On flowers and leaves of *Crataegus* and other shrubs.

1587 (4933). TELEPHORUS LINEOLA Fab., Syst. Ent., I, 1798, 219.

Elongate, slender. Black, with sparse grayish pubescence; thorax yellow, with a wide median black stripe; front of head and legs sometimes yellow. Thorax wider than long, its front and hind angles rounded; side margins rather strongly reflexed, median line obsolete or indistinct, but usually a broad, shallow depression on middle of basal half. Length 4-6.5 mm.

Throughout the State; common. May 24-July 4. Occurs on the flowers of blackberry and on the foliage of many shrubs. In several specimens at hand the thorax is wholly piceous or dusky.

1588 (4936). TELEPHORUS RECTUS Melsh., Proc. Phil. Acad. Nat. Sci., II, 1845, 305.

Elongate, parallel, slender. Black or piceous, sparsely clothed with grayish pubescence; sides of thorax, mandibles, tibiae and tarsi dull yellow; epipleura and sutural line of elytra whitish. Second joint of antennæ one-fourth the length of third, the latter nearly as long as fourth. Thorax subquadrate, front angles obtusely rounded, side margins narrow, scarcely reflexed, nearly straight. Length 4.5-6 mm.

Throughout the State; frequent. May 24-June 16.

1589 (4939). TELEPHORUS FLAVIPES Lec., Proc. Phil. Acad. Nat. Sci., V, 1851, 341.

Elongate, slender. Black; front of head, base of antennæ, legs and thorax orange yellow; the thorax with or without (var. *dichrous* Lec.) a black median stripe. Antennæ but little shorter than body, second joint one-third as long as third (male); or two-thirds as long as body, second joint nearly half as long as third (female). Thorax slightly wider than long, disk broadly concave each side in front of middle, front and side margins strongly reflexed. Length 5-6 mm.

Throughout the State; scarce. May 16-June 12.

1590 (4940). TELEPHORUS SCITULUS Say, Journ. Phil. Acad. Nat. Sci., V, 1825, 168; *ibid.* II, 278.

Elongate, slender. Piceous or dusky, disk of thorax with or without a piceous cloud. Elytra with wide marginal and sutural stripes pale yellow, that along the suture widest at base, often occupying half or more the width of elytra. Second joint of antennæ more than half the length of third, the latter equal to fourth. Thorax wider than long, broadly concave on each side, the margins strongly reflexed. Length 4-6 mm.

Throughout the State; common. June 2-July 5.

1591 (4942). TELEPHORUS LUTEICOLLIS Germ., *Ibs. Nov.*, 1824, 70.

Oblong, rather robust. Piceous; front of head, thorax, legs, narrow marginal and sutural lines of elytra and basal half of antennæ, yellow. Thorax one-half wider than long, sides rounded, margins narrowly reflexed. Length 5 mm.

Lake County; scarce. May 24.

1592 (4941). TELEPHORUS PUSILLUS Lec., *Proc. Phil. Acad. Nat. Sci.*, V, 1851, 343.

Elongate, slender. Black or piceous; front of head, sides of thorax and legs yellow; elytra with narrow sutural and marginal lines pale yellow. Thorax not wider than long, sides nearly straight, not strongly reflexed. Elytra sparsely clothed with semi-erect grayish hairs, the marginal and sutural pale stripes much narrower than in *scitulus*. Length 4-6 mm.

Throughout the State; common. May 12-July 5. Very close to *scitulus* and probably merges into that species.

*T. rotundicollis* Say, yellow, elytra and ventral segments often piceous, is recorded from Illinois and Lake Superior.

1593 (4953). TELEPHORUS TUBERCULATUS Lec., *Proc. Phil. Acad. Nat. Sci.*, V, 1851, 341.

Elongate, rather slender. Black, shining; mouth and thorax yellow, the latter with a broad, black dorsal stripe which, in some specimens, is wider along the basal and apical margins. Antennæ of male two-thirds as long as body, subserrate; those of female half as long as body. Thorax quadrate in male, wider in female, disk with a deep median impressed line and a transverse impression each side. Elytra coarsely rugose-punctate. Length 5-7 mm.

Lake, St. Joseph, Kosciusko and Wayne counties; common on the foliage of alder (*Alnus incana* Willd.) and other shrubs along the borders of marshes. May 12-June 1. Resembles *lincola* and *rectus*, but readily separated by the form of the tarsal claws.

1594 (4955). TELEPHORUS BILINEATUS Say, *Journ. Phil. Acad. Nat. Sci.*, III, 1823, 182; *ibid.* II, 118.

Oblong, robust. Dull reddish-yellow; back of head, elytra, two oblong spots on thorax, antennæ, except the basal joint, and tibiæ and tarsi, black. Thorax suborbicular, widely margined, sparsely punctured. Length 6-8 mm. (Fig. 325.)

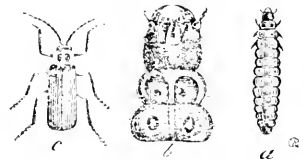


Fig. 325. a, larva; b, head of same; c, beetle. (After Riley.)

Throughout the State; common. April 22-June 11. Mating May 3. Occurs abundantly on flowers of the red haw, *Crataegus*, and the foliage of many shrubs.

1595 (4965). TELEPHORUS SIMPLICIUS sp. nov.

Elongate-oblong, rather robust. Piceous black; thorax yellow, with a rather broad median stripe black, this wider near apex and base; front of head yellow, antennæ piceous. Thorax suborbicular, one-half wider than long, more convex on basal half; sides broadly rounded into base and apex; margins narrow, not reflexed; median impressed line deep, entire; disk with a feeble impression each side near middle. Elytra finely rugose, sparsely and finely pubescent. Second joint of antennæ nearly half the length of third, the latter equal to fourth. Length 6 mm.

Described from a single specimen taken near Pine, Lake County, May 26. Beaten from the foliage of sand cherry, *Prunus pumila* L. Belongs in the group with *marginellus* Lec., in which the tarsal claws are simple and elytra finely scabrous. The shape of thorax, which is that of *bilincatus*, and the lack of pale margins of elytra distinguish it from *marginellus*.

## XXI. POLEMUS Lec. 1851. (Gr., "war-like.")

This genus is intermediate between *Silis* and *Telephorus* and is separated mainly by the characters given in the table. The antennæ are compressed, more or less serrate, with second joint less than one-third the length of third, which is equal to fourth. Tarsal claws simple, the outer one of hind pair with a blunt tooth at base.

1596 (4966). POLEMUS LATICORNIS Say, Journ. Phil. Acad. Nat. Sci., V, 1825, 168; *ibid.* II, 278.

Elongate-oblong, rather robust. Black or piceous black, finely hirsute; side margins of thorax and humeri (sometimes basal third) of elytra dull orange yellow. Antennæ long and strongly serrate (male); shorter and less serrate (female). Thorax as broad as long, front angles obtusely rounded, side margins slightly notched a little before the middle and narrower in front of notch; disk impressed each side near the margin. Elytra densely and finely scabrous, obscurely three-costate. Length 6.5–8 mm.

Vigo County; rare. June 17. Occurs on the greater ragweed, *Ambrosia trifida* L., in low, moist grounds. Also in Webster collection from Indiana and Illinois.

1597 (4967). POLEMUS UNDULATUS Lec., Proc. Phil. Acad. Nat. Sci., V, 1851, 341.

Oblong, rather robust. Piceous; thorax rosaceous and yellow, with a dark dorsal stripe; base of femora, margins of abdomen and elytra, and sutural line of latter dull yellow. Thorax as wide as elytra, front angles obtusely rounded, hind ones rectangular; side margins wide, notched at middle, bisinuate. Elytra finely and densely scabrous. Length 6–7 mm.

Stuben and Marshall counties; rare. August 11–August 15. Say described a beetle from Posey County, Indiana, under the name *Cantharis invalida* (LeConte Ed. Say's works, II, 636), which is



at present unrecognized by entomologists, but which is probably this species. He gives the length as less than one-fourth of an inch and there are some minor details of color which do not agree with the specimens at hand.

XXII. DITEMNUS Lec. 1861. (Gr. "twice + to cut or split.")

Antennae stout, compressed and serrate; sides of thorax lobed in such a manner as to present two notches, one near the tip formed by the thickened apical margin, the other between two narrow lobes or processes which extend outward near the base. In our species the base of thorax is strongly margined and its disk excavated.

KEY TO INDIANA SPECIES OF DITEMNUS.

- a.* Hind lobe at side of thorax very little wider than the one before it; smaller, not over 3.5 mm. 1598. BIDENTATUS.
- aa.* Hind lobe at side of thorax more than twice the width of the one before it; larger, 4.5-5.5 mm. 1599. LATILORUS.

1598 (4969). DITEMNUS BIDENTATUS Say, Journ. Phil. Acad. Nat. Sci., V, 1825, 169; *ibid.* II, 278.

Oblong, sparsely clothed with grayish pubescence. Black; thorax dull yellow. Second joint of antennae not dilated, about one-third as long as third, which is equal to fourth. Thorax slightly wider than long, the apical lobe of sides well defined, middle and hind lobes narrow, parallel. Length 3.5 mm.

Lake, Laporte, Spencer and Dubois counties; scarce. May 12-July 25. Occurs on low herbs along roadsides.

1599 (—). DITEMNUS LATILORUS sp. nov.

Elongate-oblong. Black or piecous, feebly shining; thorax reddish-yellow. Second joint of antennae rounded, not pubescent, less than one-fourth the length of third, the latter equal to fourth. Thorax one-third wider than long, the base more strongly margined than in *bidentatus*; basal side lobes prominent, the front one narrow, its apical half a little wider and bent slightly downward and backward, the tip obliquely truncate; the hind one more than

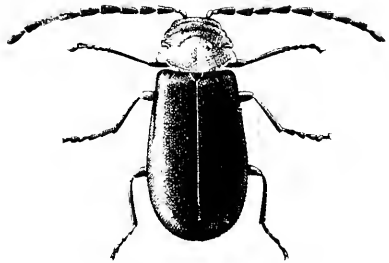


Fig. 326. ♂. Shows natural length. (Original.)

twice as broad and a little shorter, concave, its apex rounded and bent forward or slightly toothed so as to touch the front lobe, leaving only a small rounded notch between the two, its hind margin overlapped at base by the hind angles of thorax; median impression of disk distinctly larger than in *bidentatus*, its limits marked by four slight tubercles, its margin indistinct. Elytra finely scabrous, sparsely and very finely pubescent. Length 4.5-5.5 mm. (Fig. 326.)

Lake, Marion, Putnam, Vigo and Crawford counties; scarce. April 20—July 30. Occurs on the flowers and foliage of black haw and other shrubs; also on tall blue grass in open woods. Described from eleven specimens, all having the characters above given, and therefore all males, if that sex only has the thorax lobed.

XXIII. *TRYPHERUS* Lec. 1851. (Gr., "weak.")

Here belongs a single elongate species, having the elytra abbreviated as in the Staphylinidæ, the inner wings much longer and covering the surface of the abdomen in repose. Eyes large and prominent in the male, which has also the middle femora decidedly thicker than in female.

1600 (4972). *TRYPHERUS LATIPENNIS* Germ., Ins. Sp. Nov., 1824, 72.

Elongate, slender. Dull yellow beneath; piceous above, the margins of thorax and tips of elytra dull yellow. Antennæ dusky, slender, one-half as long as body; third joint equal to second, a little shorter than fourth. Thorax slightly wider than long, transversely oval, broadly rounded in front, truncate behind. Elytra nearly twice as long as thorax, rugosely punctured, tips rounded. Female with last dorsal segment trilobed at tip. Length 6-7 mm.

Throughout the State; frequent. April 22—June 28. Occurs especially on catnip and flowers of red haw; also on foliage of various plants.

XXIV. *MALTHINUS* Lat. 1806. (Gr., "soft wax.")

Head large, narrowed behind the eyes into a neck; antennæ slender, with second joint equal to those which follow; elytra three-fourths as long as abdomen, marked with rows of punctures. One of the two known North American species occurs in Indiana.

1601 (4975). *MALTHINUS OCCIPITALIS* Lec., Proc. Phil. Acad. Nat. Sci., V, 1851, 345.

Elongate, slender. Dull yellow; head, middle of thorax and an irregular space behind the middle of elytra piceous; tips of elytra lemon-yellow; apical half of antennæ dusky. Thorax as wide as long, sides rounded; disk sparsely and finely punctured and with a deep median impression on basal half. Length 3 mm.

Tippicanoe, Orange and Floyd counties; scarce. May 28—June 29. Hitherto recorded only from the Southern States. Occurs on grasses in low, moist places.

XXV. *MALTHODES* Kies. 1852. (Gr., "soft + form.")

Species of small size and weak structure, having short elytra which leave the inner wings partly exposed and folded along the

dorsal surface of the abdomen; head not narrowed into a neck and mandibles not toothed. But two species have been taken in Indiana, though others doubtless occur.

## KEY TO INDIANA SPECIES OF MALTHODES.

- a.* Thorax piceous; next to last ventral segment of male inflated, deeply and broadly excavated, its side lobes large, broad, triangular. 1602. *CONCAVUS*.
- aa.* Thorax yellow or reddish-piceous; last ventral of male with long complex processes.
- b.* Last ventral of male narrow, prolonged, cleft or nicked at tip; thorax yellow. 1603. *EXILIS*.
- bb.* Last ventral wider, parallel, channeled its full length, curved upward and forked at tip; thorax rufo-piceous. *CURVATUS*.

1602 (4979). *MALTHODES CONCAVUS* Lec., Proc. Phil. Acad. Nat. Sci., V, 1851, 346.

Elongate, slender. Piceous; head blackish; base of antennae and part of abdomen dull yellow. Head wider than thorax; eyes very large, convex, prominent. Antennae rather stout, reaching beyond tips of elytra, second and third joints equal. Thorax one-half wider than long, sides narrowly margined, impressed near front angles, which are rounded. Elytra two-thirds as long as wings. Last ventral elongate, slightly nicked at tip. Length 2-3 mm.

Dubois County; rare. May 12.

1603 (4981). *MALTHODES EXILIS* Melsh., Proc. Phil. Acad. Nat. Sci., II, 1845, 305.

Elongate, slender. Dull brown; thorax and front legs yellow; head black; antennae dusky, with two basal joints paler. Thorax one-third wider than long, finely margined, front and hind angles obtusely rounded, apex subtruncate, base feebly rounded. Elytra two-thirds the length of abdomen, separated at apex, surface finely rugulose; a small rounded smooth spot at tip of each. Antennae of male two-thirds, of female half the length of body, the fourth and following joints longer than second or third. Length 2.5-3 mm.

Kosciusko, Knox, Dubois and Perry counties; scarce. May 12-June 8. Beaten from bushes along the margins of marshes.

*M. curvatus* Lec., piceous, head black, legs dull yellow, length 3 mm., was described from Illinois.

## Family XLI. MALACHIDÆ.

## THE SOFT-WINGED FLOWER BEETLES.

A family of small extent, comprising small, soft-winged species which bear a general resemblance to the Lampyridæ, but are shorter, and have the elytra more or less truncate and broadest near the

tips. From the Lampyridæ they are distinguished chiefly by having the antennæ inserted upon the front at the sides, generally before the eyes; by the presence of a separate piece between the labrum and the front and by the fourth joint of the tarsi not being bilobed. The great majority of our Indiana species also have the power of protruding from the sides of the abdomen a number of soft, orange-colored vesicles which are supposed to be scent organs used in defense.

In addition to the characters mentioned, the Malachiidæ have the mentum small, quadrate and horn-like; antennæ 11-jointed, usually serrate and often curiously knotted in the male; head exerted and prolonged into a short, broad beak; elytra usually entire, sometimes slightly abbreviated; abdomen with six free ventral segments; prosternum short, not extending between the front coxæ, which are large, conical, contiguous, with distinct trochantins, the coxal cavities large, transverse, open behind; tarsi 5-jointed, filiform; claws usually with a large membranous appendage between them.

The larvæ of the Malachiidæ are, so far as known, carnivorous. The mature insects occur on flowers or herbage, some only in low, moist places, and are said to feed on insect eggs, larvæ and small, soft-bodied insects, so that on the whole they may be classed as beneficial.

The principal literature treating of the genera occurring in Indiana is as follows:

*LeConte*.—"Catalogue of the Melyridæ of the United States, with Descriptions of New Species," *in* Proc. Phil. Acad. Sci., VI, 1852, 163-171.

*Horn*.—"Synopsis of the Genus *Collops*," *in* Trans. Amer. Entom. Soc., III, 1870, 79-84.

*Horn*.—"Synopsis of the Malachiidæ of the United States," *in* Trans. Amer. Entom. Soc., IV, 1872, 109-127.

*Casey*.—"Synopsis of the Melyridæ of North America," *in* Ann. N. Y. Acad. Sci., VIII, 1895, 456-606.

About 140 species, distributed among 20 genera, are listed by Henshaw from the United States, most of them inhabiting the region west of the Rocky Mountains.

#### KEY TO THE INDIANA GENERA OF MALACHIDÆ.

- a.* Sides of body with extensible vesicles, the front pair proceeding from a fissure beneath the front angles of the thorax; last joint of tarsi with two membranous appendages beneath the claws.

*b.* Antennæ apparently 10-jointed.

I. COLLOPS.

- bb.* Antennae distinctly 11-jointed.  
*c.* Front tarsi simple, joint two not prolonged.  
*d.* Elytra similar in both sexes. II. ANTHOCOMUS.  
*dd.* Elytra of male prolonged at tip and bearing a hook-like appendage. III. PSEUDELEUS.  
*cc.* Front tarsi of male with second joint prolonged over the third (Fig. 328); elytra similar in both sexes. IV. ATTALUS.  
*aa.* Sides of body without vesicles; angles of thorax not fissured beneath; first joint of tarsi shorter than second; claws without appendages; edge of thorax and elytra serrate. V. ALYMERIS.

I. COLLOPS Ericks. 1840. (L., "embrace" eye or face.)

To this genus belong our largest members of the family, yet none of them exceed 7 mm. in length. The antennae are apparently 10-jointed (the true second joint being very small and concealed); second joint (really the third) of male much enlarged and bearing near the base a curious slender articulated appendage furnished at the tip with a brush of stiff, curved hairs. This extends forward and is usually concealed in a deep cavity on the upper surface of the joint. It is supposed to be used in clasping the antennae of the female during mating.

1604 (4994). COLLOPS TRICOLOR Say, Journ. Phil. Acad. Nat. Sci., III, 1823, 182; *ibid.* I, 107, pl. 48.

Oblong-oval, broadest behind the middle. Head, legs and under surface, except abdomen, black; palpi, thorax, abdomen and basal third of antennae, reddish-yellow; elytra blue or bluish-black. Thorax much wider than long, nearly oval, sides broadly rounded; surface, as well as that of elytra, sparsely clothed with black, erect hairs. Elytra densely punctured. Length 4-5 mm.

Lake and Marshall counties; rare. June 28-August 27. The figures of pl. 48, LeConte's edition of Say, are wrongly named, Fig. 3 being this species.

1605 (5004). COLLOPS QUADRIMACULATUS Fabr., Ent. Syst. Suppl., 4798, 70.

Oblong-oval, widest behind. Head, abdomen and femora black; thorax and elytra reddish-yellow, the latter each with a large basal and antepical spot blue or bluish-black; tibiae, tarsi and apical portion of antennae dusky or piceous. Otherwise as in *tricolor*. Length 4-6 mm. (Fig. 327.)

Throughout the State; frequent. May 30-September 8. Taken by sweeping and beating grasses and foliage in damp localities.

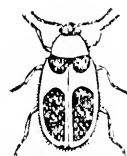


Fig. 327.  
(After Fowler.)

## II. ANTHOCOMUS Erichs. 1840. (Gr., "flower + to revel.")

Our two members of this genus may be known by having the 11-jointed antennæ inserted at the sides of the front nearly or quite at the front margin: tarsi simple and similar in both sexes.

1606 (5038). ANTHOCOMUS ERICHSONI Lec., Proc. Phil. Acad. Nat. Sci., VI, 1852, 165.

Oblong-subdepressed, but little wider behind the middle; sparsely clothed with grayish hairs. Head, under surface and femora black; thorax reddish-yellow, the disk with a broad median black stripe; elytra black with a bluish tinge; tibiæ, tarsi and front coxæ piceous. Front of head with a wide, shallow impression. Thorax broader than long, sides and angles strongly rounded, surface sparsely punctulate. Elytra parallel, finely punctured and rugulose. Length 3.5-4 mm.

Putnam, Vigo and Posey counties; scarce. April 18-May 26.

1607 (5039). ANTHOCOMUS FLAVILABRUS Say, Journ. Phil. Acad. Nat. Sci., V, 1825, 169; *ibid.* II, 279.

Resembles the preceding in form and size. Black; thorax narrowly margined with reddish-yellow, sometimes wholly black; front part of head, prosternum, front and middle legs and basal third of antennæ bright yellow; front coxæ and femora often with a dilated black line; elytra tinged with purplish. Length 3.5-4 mm.

Southern half of the State, frequent; Marshall County, rare. May 18-June 26. Occurs on flowers of dogwood, red bud, wild rose, etc.

## III. PSEUDEBEUS Horn. 1872. (Gr., "false + ebæus.")

Very small species having the elytra in the male obliquely prolonged, tipped with yellow, and with a hook-like process above. Three species have been taken in Indiana, while one other may occur.

## KEY TO INDIANA SPECIES OF PSEUDEBEUS.

- a.* Last ventral segment of male yellow, deeply grooved lengthwise and deeply notched at tip.
- b.* Thorax yellow. 1608. APICALIS.
- bb.* Thorax black. 1609. OBLITUS.
- aa.* Last ventral of male black, not grooved, slightly emarginate at tip.
- c.* Thorax yellow. 1610. BICOLOR.
- cc.* Thorax black. PUSILLUS.

1608 (5041). PSEUDEBEUS APICALIS Say, Journ. Phil. Acad. Nat. Sci., V, 1825, 170; *ibid.* II, 279.

Oblong, rather broadly expanded behind the middle. Black, slightly tinged with bluish; thorax and legs pale dull yellow; antennæ with terminal joints piceous or dusky. Thorax broader than long, sides and angles rounded. Elytra slightly broader at base than thorax, gradually widened

behind, sinuate near the tip and prolonged in the male; broadly dilated and obtusely rounded in the female. Length 1.7-2.2 mm.

Marion and Posey counties; scarce. May 24-June 5.

1609 (5045). *PSEUDEBEUS OBLITUS* Lec., Proc. Phil. Acad. Nat. Sci., 1852, 167.

Form of *apicalis*. Color above wholly black; antennae at base and legs pale dull yellow. Male characters as in *apicalis*. Length 2-2.5 mm.

Stenben County; rare. June 17. Swept from herbage in tamarack swamp. Ranges from Canada to Georgia.

1610 (5042). *PSEUDEBEUS BICOLOR* Lec., Proc. Phil. Acad. Nat. Sci., VI, 1852, 167.

Similar to *apicalis* but with the thorax shorter and more rounded on the sides. Head reddish-yellow but darker than thorax. Male with clytra yellow at tip. Length 1.8-2 mm.

Throughout the State; scarce. May 14-June 24. Occurs on soft maple and allied trees.

*P. pusillus* Say, bluish-black, length 1.5 mm., occurs in the Southern States.

#### IV. *ATTALUS* Erichs., 1840. (Gr., after King Attalus.)

Species of small size, having the second joint of front tarsus of male prolonged over the third and grooved beneath. (Fig. 328.) Nine species and two varieties have been taken in Indiana. The species are based mostly on color and merge into one another, so that a number of them will, in time, probably have to be suppressed or listed as varieties.

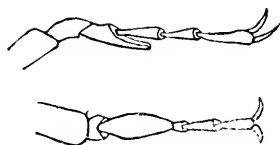


Fig. 328. Front male tarsus of *Attalus* as seen from above and from the side. (After Horn.)

#### KEY TO INDIANA SPECIES OF *ATTALUS*.

- a.* Head, thorax and elytra black or nearly so.
  - b.* Apical margin of elytra in male bordered narrowly with yellow; female wholly black. 1611. *TERMINALIS*.
  - bb.* Apical margin of elytra not pale.
    - c.* Legs all pale; broadly oval; length 1-1.5 mm. 1612. *GRANULARIS*.
    - cc.* Middle and hind legs black; larger, 2.5-3.5 mm.
      - d.* Head wholly black; elytra black, shining. 1613. *MORULUS*.
      - dd.* Clypeus and front legs pale; elytra sooty, opaque. 1614. *PALLIFRONS*.
- aa.* Body above bicolor, the head, thorax or elytra in part or wholly yellowish or reddish-yellow.
  - c.* Head and thorax both wholly reddish-yellow.

*f.* Elytra entirely black, shining; legs wholly yellow.

1615. MELANOPTERUS.

*ff.* Elytra not wholly black.

*g.* Tips of elytra narrowly reddish-yellow; tibiæ and tarsi yellow, femora marked with black.

1615a. VAR. MARGINIPENNIS.

*gg.* Elytra reddish-yellow with one or two black spots.

*h.* Elytra each with one small black spot on humerus.

HUMERALIS.

*hh.* Elytra each with two black spots, one basal, one antecapical.

1616. PETTIT.

*cc.* Head and thorax not of one color.

*i.* Thorax reddish-yellow; elytra sooty; front and middle tibiæ pale.

1617. OTIOSUS.

*ii.* Thorax with discal black spot, the margins broadly pale.

*j.* Elytra with suture and side margins narrowly pale; abdomen black.

1618. CIRCUMSCRIPTUS.

*jj.* Elytra either nearly wholly pale or black without pale side margins.

*k.* Suture and margin of elytra often black, the remainder dull reddish-yellow.

1619. SCINCETUS.

*kk.* Entire elytra except tips black or piceous.

1619a. VAR. CONFUSUS.

1611 (5052). *ATTALUS TERMINALIS* Erichs., Entom., I, 1840, 108.

Oblong, depressed, dilated behind the middle. Black, shining, sparsely pubescent; tips of the male elytra and a narrow margin along their sides to beyond the middle pale yellow; front and middle tibiæ dusky or dull yellow. Length 2.5 mm.

Throughout the State; frequent. June 2–July 20.

1612 (5054). *ATTALUS GRANULARIS* Erichs., Entom., I, 1840, 112.

Broadly oval, much dilated behind the middle. Piceous black; legs all dull yellow. Elytra of female nearly as broad as long. Length 4.5 mm.

Steuben and Kosciusko counties; rare. June 17–June 20. Taken by sifting debris in low, moist woods.

1613 (5055). *ATTALUS MORILLUS* Lec., Proc. Phil. Acad. Nat. Sci., VI, 1852, 167.

Oblong, feebly dilated behind. Wholly black, shining, very sparsely pubescent; legs piceous or dusky. Length 2.5 mm.

Martin County; scarce. July 13. The females of this species are almost inseparable from those of *terminalis*.

1614 (5056). *ATTALUS PALIFERUS* Motsch., Bull. Mosc., IV, 1859, 408.

Elongate-oblong, nearly parallel. Piceous black; clypeus, front legs and sometimes the narrow front margin and hind angles of thorax, dull yellow; elytra subopaque with a sooty appearance, sparsely and finely pubescent; middle and hind femora dusky, their tibiæ paler. Length 3–3.5 mm.

Knox and Posey counties; scarce. May 11–July 10.



1615 (5057). *ATEALUS MELANOPTERUS* Erichs., Entom., I, 1840, 110.

Oblong, rather broadly dilated behind. Head, thorax, abdomen and legs, pale or reddish-yellow; elytra and body beneath black; hind femora piceous at tip. Surface shining and scarcely pubescent. Length 2.5 mm.

Crawford and Jennings counties; scarce, June 26-July 10. Also a species of southern range.

1615a (—). *ATEALUS MELANOPTERUS MARGINIPENNIS* var. nov.

Oblong, rather broadly dilated behind. Head, thorax, prosternum and abdomen reddish-yellow; elytra black or bluish-black, their tips narrowly bordered with orange or reddish yellow; front and middle legs yellow, the femora with blackish lines; hind femora and tibiae blackish, the tarsi yellow; antennae blackish, their basal joints reddish-yellow. Surface shining, finely pubescent. Length 2.8-3 mm.

Crawford County; scarce, June 26-July 5.

*A. humeralis* Horn, length 3 mm., was described from Illinois.

1616 (5060). *ATEALUS PETTILI* Horn, Trans. Amer. Entom. Soc., IV, 1872, 124.

Oblong, rather broadly dilated behind. Head, thorax, prosternum and abdomen reddish-yellow; elytra dull orange yellow, reddish at tips, each with a humeral and larger antecapical spot black; legs pale reddish-yellow, hind femora, except at tips, piceous. Length 2-2.5 mm.

Kosciusko and Putnam counties; rare, July 4-July 24. Known heretofore only from Canada.

1617 (5063). *ATEALUS OTIOSTUS* Say, Amer. Ent., I, 1828, 109, pl. 48; *ibid.* I, 109.

Oblong-oval. Head black, pale yellow in front; thorax dull yellow, rarely with a median black stripe; elytra sooty-black with a bluish tinge; hind legs more or less piceous. Length 2.5-3 mm.

One specimen in Webster collection labelled "Ind." Said to be widely distributed over the Atlantic region.

1618 (5064). *ATEALUS CIRCUMSCRIPTUS* Say, Journ. Phil. Acad. Nat. Sci., III, 1823, 185; *ibid.* II, 119.

Oblong, robust for the genus, rather feebly dilated behind. Head black, labrum dull yellow; thorax with a black median stripe, the side margins broadly pale; elytra black with lateral and apical margins and suture dull yellow; beneath black, the ventral segments edged behind with yellow; legs dusky varied with dull yellow. Length 3 mm. (Fig. 329.)

Crawford County; not rare about Wyandotte Cave, May 12-May 27. A well marked member of the Austroriparian fauna. Horn says "it appears to be almost entirely confined to the extreme Southern States." Taken also by Dury near Cincinnati.

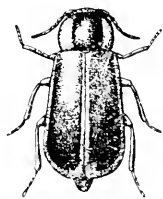


Fig. 329.  $\times 7\frac{1}{2}$   
(Original.)

1619 (5068). *ATTALUS SCINCETUS* Say, Journ. Phil. Acad. Nat. Sci., V, 1825, 170; *ibid.*, II, 279.

Oblong, feebly dilated behind. Above, usually dull yellow; occiput, a broad median stripe on thorax, scutellum and sutural stripe on basal half of elytra, blackish; under surface, antennæ and legs yellowish; metasternum black. Length 3 mm.

Throughout the State; common in the southern portion; less so in the northern counties. April 21—June 13. Occurs on flowers of dogwood, red and black haw, wild hydrangea, wild rose, etc., in company with several other members of the genus. The sides of elytra are rarely dusky or brownish.

1619b (—). *ATTALUS SCINCETUS CONFUSUS* var. nov.

A color variety of *scinctus* in which the elytra, except the tips, are wholly piceous black and the median black stripe of thorax usually a little broader. Length 3 mm.

Knox and Posey counties; scarce. May 11—June 9.

#### V. *ALYMERIS* Casey, 1895.

Small or moderate-sized species, having the upper surface very coarsely, closely and deeply punctate; last joint of maxillary palpi cone-shaped and gradually pointed; epipleuræ rather wide and almost equal in width from base to sutural angles of elytra, flat and finely punctate, their lower edges strongly serrulate; last joint of hind tarsi as long as the three preceding together. One species occurs in Indiana.

1620 (5123). *ALYMERIS CRIBATA* Lec., Proc. Phil. Acad. Nat. Sci., VI, 1852, 171.

Elongate-oval, moderately convex. Uniform piceous black, shining; clothed with short, sparse, scarcely evident pubescence. Thorax one-half wider than long, sides strongly curved, margins serrate, surface coarsely and densely punctate. Elytra three-fourths longer than wide, distinctly wider than thorax, coarsely and closely punctured. Length 2.2–2.5 mm.

Posey County; rare. June 2. Three specimens beaten from flowers of the false indigo, *Amorpha fruticosa* L. A species of southern range belonging to the Austroriparian fauna.

### Family XLIII. CLERIDÆ.\*

#### THE CHECKERED BEETLES.

The Cleridæ comprise a rather large family, over one hundred and sixty species being known from the United States. The adults

\*The manuscript and illustrations for this family were prepared by Mr. A. B. Wolcott, of the Field Museum of Natural History, Chicago, Illinois, who is the leading authority on North American Cleridæ. I have added some additional characters to Mr. Wolcott's keys to render them more easily followed by beginners.—W. S. B.

are handsome in color and varied in form, being for the most part elongate, graceful and pubescent. The thorax is generally elongate and often much narrower than the elytra and head; this, together with the rather long legs, short antennæ and more or less cylindrical form, gives to many of the species a very ant-like appearance. Others, especially some of the members of the tribe *Enopliini*, strongly resemble some of the Lampyridæ or fireflies.

From allied families the Cleridæ may be known by having the antennæ 11-, rarely 10-jointed, inserted at the sides of the front, generally serrate, the outer joints larger, forming an open, or, less often, a compact club; elytra usually entire or nearly so; tarsi of all the legs 5-jointed, the first and fourth joints often very small and inconspicuous, and all but the fifth furnished with membranous appendages; front coxæ prominent, usually contiguous, rather large, the cavities usually open behind; hind coxæ flat; ventral segments free (mobile), the first ventral not elongate; prosternum not prolonged behind.

The Cleridæ occur chiefly on flowers, recently cut timber, trunks and foliage of trees and low shrubs. The species are predaceous in both the larval and adult stages, wood-boring species (*Scolytidae*, etc.), such as burrow in the sap-wood, being especially to their liking. The slender form and short legs of the larvæ enable them to enter the bores of their prey to feed on the early stages, and the adults are sufficiently active to capture and devour the perfect stage of various xylophagous Coleoptera. Some of the species are found in the nests and ill-kept hives of bees. The genus *Necrobia*, which has been generally supposed to be a carrion feeder, is probably also carnivorous, as the investigations of Perris make it likely that they infest such refuse to capture and eat the Dipterous larvæ which are so numerous in such situations.

The principal synoptic paper dealing exclusively with the North American species is out of print and very difficult to procure. It and others treating of the family, are:

*LeConte*.—"Synopsis of the Coleopterous Insects of the Group Cleridæ which inhabit the United States," in *Ann. N. Y. Lye. Nat. Hist.*, V, 1849, 9-35.

*Wickham*.—"The Coleoptera of Canada—The Cleridæ of Ontario and Quebec," in *Can. Ent.*, XXVII, 1895, 247-253.

*Horn*.—"Synopsis of the species of *Cymatodera* and *Trichodes* of the United States," in *Trans. Amer. Ent. Soc.*, V, 1876, 220-232.

Walcott. "The North American Species of *Chariessa*," in Ent. News, XIX, 1908, 70-72.

About 161 species of Cleridæ, belonging to 27 genera, are known from America north of Mexico. Of these 28 species and one variety, representing 14 genera, have been taken in Indiana. LeConte and Horn divide the family into two tribes, both of which are represented by species taken in the State.

KEY TO TRIBES OF THE FAMILY CLERIDÆ.

- a.* Tarsi with fourth joint of normal size; disk of thorax continuous with the flanks. Tribe I. CLERINI, p. 848.  
*aa.* Tarsi with the fourth joint very small and indistinct; disk of thorax separated from the flanks by a marginal line. Tribe II. ENOPLEINI, p. 857.

Tribe I. CLERINI.

This tribe, which contains more than two-thirds of the Indiana species, is sufficiently characterized by having the fourth joint of the tarsi about equal in size to the third and the flanks of thorax continuous with disk; middle coxæ scarcely prominent, moderately distant, except in *Hydnocera*, where they are but slightly separated; body always elongate. Of the 14 genera belonging to this tribe eight are known from Indiana, while two others may occur.

KEY TO INDIANA GENERA OF CLERINI.

- a.* Five joints of tarsi visible from above.  
*b.* Terminal joint of antennæ as long or longer than the preceding joints combined; elytral punctures confused; thorax with a discal black spot. I. MONOPHYLLA.  
*bb.* Terminal joint never exceeding the four preceding joints combined in length; elytral punctures in rows.  
*c.* Eyes finely granulated; tarsal claws bifid at apex. TILLUS.  
*cc.* Eyes coarsely granulated, tarsal claws simply toothed. II. CYMATODERA.  
*aa.* Four joints only of tarsi visible from above, the first joint very small, covered by the second; tarsal claws toothed.  
*d.* Eyes emarginate in front.  
*e.* Antennæ without distinct club, serrate.  
*f.* Eyes coarsely granulated; head and thorax dark reddish or chestnut-brown. III. PROCIERA.  
*ff.* Eyes finely granulated. CLERONOMUS.  
*cc.* Antennæ with distinct club of three joints; eyes finely granulated.  
*g.* Last joint of maxillary palpi slightly broader than the preceding joint; antennal club triangular; head and thorax dark blue. IV. TRICHODES.  
*ga.* Last joint of maxillary palpi slender.

*h.* Hind tarsi rather broadly dilated; thorax with at most a narrow shallow groove near apex, and without a median line.

V. ENOCLERUS.

*hh.* Hind tarsi slender and longer; thorax with a very deep sub-apical groove and with a median impressed line.

VI. THANASIMUS.

*dd.* Eyes entire.

*i.* Antennal club gradually formed, 3-jointed; elytra bright red.

VII. ZENODOSUS.

*ii.* Antennal club small, subglobose, 2-jointed; elytra black or black and dull yellow.

VIII. HYDROCEBA.

## I. MONOPHYLLA Spin., 1841. (Gr., "single leaf.")

Eyes deeply emarginate in front, nearly divided; maxillary palpi cylindrical; last joint of labial palpi strongly dilated, hatchet-shaped; tarsi elongate, distinctly five-jointed; claws bidentate. Antenna with terminal joint large, compressed, about equally as long (female) or very much longer (male) than all the preceding joints combined. Three species are known from North America, one of which occurs in Indiana.

1621 (5127). *MONOPHYLLA TERMINATA* Say, Bost. Journ. Nat. Hist., 1, 1835, 160; *ibid.*, II, 637.

Elongate, subcylindrical. Black, moderately shining; thorax yellow with a large or small discal black spot; elytral flanks from humeri to middle and a transverse spur at middle (the latter sometimes wanting) yellow; abdomen entirely yellow, male, the apical (sixth) ventral segment black, female. Pubescence of elytra and abdomen grayish, moderately sparse, of thorax yellowish; that of discoidal spot and of occiput of head black, moderately long, dense and erect. Thorax cylindrical, longer than wide; its disk and that of elytra rather coarsely, densely punctate. Length 1.7 mm. (Fig. 330.)

Posey County; rare. June 4-June 6.

*Tillus collaris* Spin., is known from Georgia and Texas, and has been taken by Dury near Cincinnati. It is black, the thorax entirely or with disk red; length 5-5.5 mm.

## II. CYNAMTOBERA Gray, 1832. (Gr., "wave-neck.")

Eyes moderately emarginate in front; maxillary palpi cylindrical; last joint of labial palpi strongly dilated, hatchet-shaped; tarsi elongate, distinctly 5-jointed; antennae more or less serrate. Fifty species are known from North America, three of which have been taken in Indiana, while another may occur.



Fig. 330. Male.  
4.  
(Original.)

## KEY TO INDIANA SPECIES OF CYMATODERA.

- a.* Last ventral segment in both sexes smaller than last dorsal and never deeply emarginate in the males.
- b.* Body black, thorax (except apex and base) and legs reddish-yellow; last dorsal segment of male broadly emarginate. 1622. BICOLOR.
- bb.* Uniform dark brown above.
- c.* Last joint of antennæ longer than joints 9 and 10 (female), or 7, 8, 9 and 10 (male); legs unicolorous with elytra; last dorsal segment of male rounded at apex. BRUNNEA.
- cc.* Last joint of antennæ shorter than joints 9 and 10 in both sexes; legs paler than elytra; last dorsal segment of male feebly notched at apex. 1623. INORNATA.
- aa.* Last ventral segment broader than the last dorsal, the sides of the former reflexed, partly enclosing the latter; last ventral emarginate; elytra brownish, with from one to three pale undulating crossbars, sometimes in great part dull yellow. 1624. UNDULATA.

1622 (5136). CYMATODERA BICOLOR Say, Journ. Phil. Acad. Nat. Sci., V, 1825, 174; *ibid.* II, 282.



Fig. 331.  
× 33.  
(Original.)

Elongate, subcylindrical. Black, feebly shining; thorax (except apical and basal margins), legs (except knees and apical fourth of femora), labrum, palpi and first two joints of antennæ reddish-yellow; under surface piceous. Antennæ feebly subserrate, joint two slightly shorter than three, three to ten similar, eleventh longer. Thorax bell-shaped, one-half longer than wide, strongly constricted behind the middle, finely and sparsely punctate. Elytra at base twice as wide as thorax, rarely with a more or less distinct undulate crossbar, the punctures coarse, deep and close-set. Length 5.5–10 mm. (Fig. 331.)

Starke, Marshall and Crawford counties; scarce. May 28–June 18. Beaten from foliage of oak.

*C. brunnea* Melsh., dark brown, abdomen paler; elytra very coarsely and densely punctured, length 7.5–15 mm., ranges from New Jersey and Ohio to Texas and Arizona.

1623 (5137). CYMATODERA INORNATA Say, *Bost. Journ. Nat. Hist.*, I, 1835, 161; *ibid.* II, 638.

Elongate, subcylindrical, broader behind. Uniform dark brown, rather thickly clothed with suberect yellowish hairs; antennæ and base of femora reddish-brown, the former with last joint scarcely longer than the tenth. Thorax cylindrical, more than twice as long as wide; sides feebly contracted before and behind the middle; disk finely and rather sparsely punctured and with a small fovea at middle of base. Elytra at base one-half wider than thorax, thence gradually but distinctly widening to apical fourth; the punctures rather coarse and deep. Length 7–8.5 mm.

Lake County; rare. June 28. Described from Posey County.

1624 (5147). *CYMATODERA UNULATA* Say. *Journ. Phil. Acad. Nat. Sci.*, V, 1825, 174; *ibid.* II, 282.

Elongate, slender, subcylindrical. Brownish, sparsely pubescent; legs and abdomen dull yellow; elytra either largely dull yellow or with from one to three pale, dentate crossbars. Antennae reddish-brown, their form as in *bicolor*, but slightly longer. Thorax cylindrical, one-half longer than wide, rather coarsely and densely punctate. Elytra nearly twice as wide as base of thorax, the punctures coarse, deep and rather distant. Length 9-12 mm.

Elkhart, Wells and Marion counties; scarce. August 18–November 23. Those on the latter date were found beneath the bark of a soft maple tree.

### III. *PRIOCERA* Kirby. 1818. (Gr., "serrate + horn.")

Eyes emarginate in front, coarsely granulated; maxillary palpi cylindrical; last joint of labial palpi dilated, scarcely transverse; tarsi short, apparently 4-jointed, claws simple. Two species are known from within our faunal limits, one of which is found in Indiana.

1625 (5152). *PRIOCERA CASTANEA* Newm., *Ent. Mag., Lond.*, V, 1837, 380.

Elongate, subcylindrical. Head, thorax and legs dark chestnut-brown, very shining, pubescence long and sparse; elytra reddish-brown with a broad, irregular blackish crossbar behind the middle, each also with two yellow spots, one of which is near the suture and just behind the middle, the other in front of this and near the flank; a third yellow spot often also on base near scutellum. Thorax convex, bell-shaped, strongly constricted near base, sparsely and finely punctate. Elytra with rows of rather coarse punctures, these gradually obsolete toward apex. Length 6.5-10 mm. (Fig. 332.)



Fig. 332.  
73.  
(Original.)

Kosciusko, Marion and Hancock counties; rare. July 11–July 20.

*Cleronomus melanopterus* Dury, black, shining, front of head dull yellow, thorax pink, with a broad black fureate mark, length 8 mm., was described from Cincinnati.

### IV. *TRICHODES* Herbst. 1792. (Gr., "hairy or shaggy.")

Eyes deeply emarginate in front, finely granulated; maxillary palpi subcylindrical, last joint longer and slightly broader than the preceding; labial palpi strongly dilated; tarsi apparently four-jointed; antennal club 3-jointed, triangular. Ten species are known from North America, one of which occurs in Indiana.

1626 (5159). *TRICHODES NUTTALLI* Kirby, Trans. Linn. Soc. Lond., XII, 1818, 394.



Fig. 333.  
× 24.  
(Original.)

Elongate, subcylindrical. Head, thorax, legs and under surface dark blue, sometimes purplish or greenish-blue; elytra blackish-blue, with basal, median and subapical cross-bars, interrupted at suture, and also with the margin from humerus to middle, reddish-yellow, the humeral umbone blue. Thorax bell-shaped, coarsely, sparsely and shallowly punctate. Elytra coarsely, shallowly and irregularly punctate. Length 8-10.5 mm. (Fig. 333.)

Porter, Kosciusko, Elkhart and Crawford counties; scarce. June 28-August 6. The Porter County specimens were taken from blossoms of *Opuntia*.

V. *ENOCLERUS* Gahan, 1910. (Gr., "in + insects noxious to hives.")

Eyes distinctly emarginate in front, finely granulate; maxillary palpi slender; labial palpi dilated; tarsi apparently 4-jointed, claws broadly dentate; antennal club 3-jointed, rather abruptly enlarged, conical. About 30 species of this genus are known from North America, six of which have been taken in Indiana. One additional species and one variety may also occur.

KEY TO INDIANA SPECIES OF *ENOCLERUS*.

- a.* Elytra more or less broadly red at base.
  - b.* Median pale elytral crossbar very broad, not lunate; larger, 8-12 mm.
    - c.* Width of median pale crossbar less than one-fourth the length of elytra; body beneath usually red. 1627. *QUADRISIGNATUS*.
    - cc.* Width of median pale crossbar about one-third the length of elytra; meso- and metasterna usually dark. 1628. *ICHNEUMONEUS*.
  - bb.* Median pale crossbar narrow, lunate on each elytron; smaller species, 4-7 mm.
    - d.* Abdomen red. 1629. *QUADRIGUTTATUS*.
    - dd.* Abdomen black.
      - c.* Shining, slender; elytral sculpture finer. 1630. *NIGRIFRONS*.
      - cc.* Subopaque, rather robust; elytral sculpture coarse.
        - f.* Disk of elytra without trace of costæ, their tips black; antennæ entirely red. *ANALIS*.
        - ff.* Disk of elytra obsolete costate, the tips pale; antennæ red, club dusky. 1631. *ROSMARUS*.
- aa.* Elytra black at base.
  - g.* Elytra entirely black; abdomen black. 1632. *THORACTICUS*.
  - gg.* Elytra with pale median crossbar; abdomen red. VAR. *RUFIVENTRIS*.

1627 (5165). *ENOCLERUS QUADRISIGNATUS* Say, Bost. Journ. Nat. Hist., I, 1835, 162; *ibid.*, II, 638.

Elongate, moderately robust, strongly convex. Head, thorax, basal third of elytra and under surface dull red; apical two-thirds of elytra



black, with two yellowish-white crossbars narrowly interrupted at suture, the broader one at middle, the narrower one on apical fourth; antennae and legs black. Thorax bell-shaped with a faint transverse groove in front of middle, sparsely and finely punctate. Elytra rather coarsely and very densely punctate. Length 8-12 mm.

Crawford County; scarce. June 25-September 4.

1628 (5171). *EXOCLERUS ICHNEUMONÆUS* Fabr., Gen. Ins. Mem., 1777, 230.

Elongate, robust, convex, feebly shining. Head and thorax pale brick red; antennae, legs, pro-, meso- and metasterna black. Elytra black with a very broad median yellowish crossbar, their basal margin narrowly and suture before the crossbar red. Thorax as in the preceding, the transverse groove less evident. Elytra coarsely and densely punctate, their apical fourth densely clothed with grayish hairs. Length 8-11 mm. (Fig. 334.)



Fig. 334.  
× 21.  
(Original.)

Clark County; rare. May 15.

1629 (5167). *EXOCLERUS QUADRIGUTTATUS* Oliv., Ent., IV, 1795, No. 76, 18, pl. 2, fig. 23, *a, b*.

Elongate, moderately robust, subdepressed, subopaque. Head, thorax and basal two-fifths of elytra dull red; antennae, legs, meso- and metasterna, spot on head (often wanting) and apical three-fifths of elytra black; black portion of elytra with a narrow crossbar very near its front edge and a crossbar or spot (rarely wanting) on apical fourth, whitish. Thorax as in *quadrignatus*. Elytra rather coarsely and densely punctured, the pale crossbar and apex clothed with dense grayish pubescence. Length 4.5-7 mm.

Wells, Putnam and Posey counties; frequent. March 23-November 7. The var. *rufiventris* Spin. has a range which should include northern Indiana.

1630 (—). *EXOCLERUS NIGRIFRONS* Say, Journ. Phil. Acad. Nat. Sci., III, 1823, 190; *ibid.* II, 121.

Elongate, subdepressed, very shining. Black or fuscous, legs in part and basal third of elytra dull red. Upper surface more finely punctate than in *quadrignatus*, which it otherwise resembles. Length 4.5-6.5 mm.

Laporte County; rare. June 27. Two specimens beaten from pine limbs near Dunc Park. Listed as a synonym of *quadrignatus*, but now regarded as a distinct species.

*E. analis* Lec., red, under surface in great part and legs black; elytra, except base, black with two whitish crossbars, length 5.5-7 mm., is known from Ohio, Illinois and westward.

1631 (5169). *ENOCLERUS ROSMAREUS* Say, Journ. Phil. Acad. Nat. Sci., III, 1823, 190; *ibid.* II, 121.

Elongate, convex, slightly wider behind. Dull red, subopaque; elytra with a narrow crossbar in front of middle and a much broader one on apical third, black, the two separated by a curved yellowish-white bar, apex also yellowish-white or pale red; tibiae and outer joints of antennae fuscous; abdomen black, polished. Thorax bell-shaped, finely and densely punctate. Elytra with coarse, dense confluent punctures, arranged in very irregular rows; intervals subcostate, especially at base, the pale crossbar and apex clothed with rather dense whitish hairs. Length 4-7 mm.

Southern two-thirds of State, common; not taken north of Marion and Vermillion counties. May 21-September 16. Occurs especially on the foliage of the greater horseweed.

1632 (5180). *ENOCLERUS THORACICUS* Oliv., Ent., IV, 1795, No. 76, 18, pl. 2, fig. 22, *a, b*.

Elongate, slightly wider behind, subdepressed. Black, often with a bluish or violaceous tinge; thorax and sometimes the front of head reddish-yellow, the former with a large black discal spot on basal half (this rarely extending to front margin); legs and antennae very rarely dusky yellow. Elytra rather coarsely and very densely punctate, obsoletely costate. Length 5-7 mm.

Throughout the State; frequent. May 4-June 28. Occurs on foliage in damp meadows.

## VI. *THANASIMUS* Latr. 1806. (Gr., "mortal.")

Eyes emarginate in front, finely granulated; maxillary palpi slender; labial palpi dilated; antennal club loosely 3-jointed, very gradually enlarged; tarsi apparently 4-jointed, slender, elongate, claws broadly toothed. Four species are known from America north of Mexico, one of which occurs in Indiana.

1633 (5184). *THANASIMUS DUBIUS* Fabr., Gen. Ins. Mant., 1777, 229.

Elongate, depressed, subopaque, somewhat wider behind. Head, thorax, under surface and base of elytra dull red; antennae and legs varying from red to pitchy black, the legs usually red, the tibiae black; elytra in great part black, with a narrow angulate crossbar in front of middle and a broader sinuate one near apex formed of dense recumbent grayish-white hairs. Thorax bell-shaped, finely and densely punctate and with a deep curved transverse groove in front of middle and a median impressed line behind the groove. Elytra with rows of coarse punctures on basal half, these gradually indistinct toward apex. Length 7.5-9 mm. (Fig. 335.)



Fig. 335.  
× 3.  
(Original.)

Lake and Elkhart counties; rare. July 23-August 9.

## VII. ZENODOSUS Wolcott. 1910. (Gr., a proper name.)

Eyes small, entire, finely granulated; maxillary palpi moderately compressed; labial palpi triangular, moderately dilated; antennae stout, club loosely and gradually formed, 3-jointed; tarsi apparently 4-jointed, rather slender, claw joint as long as those preceding united, claws simple. The only known species is North American.

1634 (5186). ZENODOSUS SANGUINEUS Say, Bost. Journ. Nat. Hist., I, 1835, 162; *ibid.* II, 639.

Elongate, rather slender. Head, thorax and under surface fuscous-brown; apical joints of antennae, legs and abdomen usually dull red; elytra bright crimson or blood-red, feebly shining. Head and thorax densely and confluent punctate. Elytra coarsely, densely and rather deeply punctate, the sides subparallel. Length 4.5-6.5 mm. (Fig. 336.)

Kosciusko, Marion, Putnam and Dubois counties; scarce. April 17-December 8. Occurs beneath bark and moss.



Fig. 336.  
x4  
(Original.)

## VIII. HYDNOCERA Newm. 1838. (Gr., "swollen + horn.")

Eyes entire, finely granulated; maxillary palpi cylindrical, smaller toward apex of terminal joint; labial palpi elongate, strongly dilated; antennae nearly filiform, club abruptly formed, compact, subglobose, 2-jointed, the terminal joint very small; tarsi apparently 4-jointed, rather slender, short, claws broadly toothed at base. About 45 species of this genus are known from America north of Mexico. Six of these have been taken in Indiana, while three or four others perhaps occur.

## KEY TO INDIANA SPECIES OF HYDNOCERA.

- a. Thorax broader than long or the length and width subequal.
  - b. Elytra entirely covering the abdomen.
    - c. Very elongate, strongly convex; black, elytra with a whitish crossbar just behind the middle. 1635. UNIFASCIATA.
    - cc. More robust and less convex; elytra without crossbar.
      - d. Flanks of thorax distinctly tuberculate; elytra not densely pubescent, the humeri usually red. 1636. HUMERALIS.
      - dd. Flanks of thorax broadly rounded; elytra very densely clothed with short grayish pubescence. PUBESCENS.
  - bb. Elytra shorter than abdomen.
    - c. Head including the eyes narrow; elytra parallel. PEDALIS.
    - cc. Head including the eyes broad; elytra more or less narrowing toward their tips.

- f.* Head black, feebly shining, finely rugose; elytra coarsely, densely, somewhat confluent punctate. 1637. PALLIPENNIS.  
*ff.* Head in part pale, very shining, nearly smooth, not rugose; elytra coarsely, less densely, not confluent punctate.

1638. VERTICALIS.

*aa.* Thorax conspicuously longer than broad; elytra shorter than abdomen (except in *tricondyla*).

*g.* Elytra at base narrower than at apical third. TRICONDYLE.

*gg.* Elytra at base as wide or wider than at apical third.

*h.* Thorax fully one-half longer than broad.

*i.* Flanks of elytra parallel, only slightly abbreviated. SCHUSTERI.

*ii.* Flanks of elytra convergent behind, but slightly more than one-half the length of abdomen. 1639. LONGICOLLIS.

*hh.* Thorax very nearly twice as long as wide. 1640. TABIDA.



Fig. 337.  
 × 54.  
 (Original.)

1635 (5189). HYDNOCERA UNIFASCIATA Say, Journ. Phil. Acad. Nat. Sci., V, 1825, 176; *ibid.* II, 284.

Elongate, rather strongly convex. Bluish-black; sparsely clothed with erect yellowish hairs; antennae and tarsi dull yellow. Thorax one-fourth wider than long, sides tuberculate. Elytra coarsely, deeply, closely punctate, the narrow post-median crossbar interrupted at suture and densely clothed with prostrate whitish hairs. Length 3.5-4.5 mm. (Fig. 337.)

Orange and Crawford counties; rare. May 30-June 2. Beaten from foliage of oak and hickory.

1636 (5193). HYDNOCERA HUMERALIS Say, Journ. Phil. Acad. Nat. Sci., III, 1823, 192; *ibid.* II, 122.

Elongate, less strongly convex. Violaceous or bluish-black; elytra dark blue, humeri usually red; antennae and legs, especially the front pair, usually in great part reddish. Thorax one-third wider than long, constricted near base and apex, the sides moderately tuberculate. Elytra parallel, more finely and densely punctate than in *unifasciata*. Length 3.5-5.5 mm.

Lake, Starke, Elkhart and Crawford counties; scarce. June 1-June 24. The tips of elytra are sometimes dull yellow. In var. *difficilis* Lec., the elytra are unicolorous.

*H. pubescens* Lec., dark blue, antennae and front legs dull yellow, length 3.5-4.5 mm., and *H. pedalis* Lec., black, with a bluish tinge, elytra only slightly shorter than abdomen, 4.5 mm. in length, are both known from Illinois. The latter has also been taken in Ohio.

1637 (5199). HYDNOCERA PALLIPENNIS Say, Journ. Phil. Acad. Nat. Sci., V, 1825, 176; *ibid.* II, 283.

Elongate, subdepressed. Black, with a tinge of bronze; antennae and legs pale; elytra dull yellowish, the side margins, apex, suture and a median crossbar brownish or black, the markings often reduced in extent.

Thorax fully as long as wide, the sides feebly tuberculate. Elytra as described in key. Length 3-5 mm.

Lake County; rare. July 13. One specimen taken near Millers, 1638 (5203). *HYDROCERA VERTICALIS* Say, Bost. Journ. Nat. Hist., 1, 1835, 164; *ibid.* 11, 640.

Elongate, moderately convex. Black, sparsely clothed with suberect hairs; head pale yellowish, with a black oblong spot (often wanting) on vertex; antennae and legs pale; thorax often with a pale stripe or triangular spot each side; elytra with base dull yellow, rarely entirely black, sometimes entirely pale with tips only black. Thorax cylindrical, as wide as long. Elytra strongly narrowing from base to apex, two-thirds the length of abdomen; coarsely, not densely punctate. Length 3.5-4.5 mm.

Throughout the State; frequent. May 17-July 4. Beaten from hickory limbs.

*H. tricondyla* Lec., greenish olive-bronze, antennae piceous, legs and palpi dull yellow, length 4-4.5 mm., and *H. schusteri* Lec., 5-5.5 mm. in length, black, antennae pale yellow, legs and elytra in part reddish-yellow, are both known from Illinois.

1639 (5206). *HYDROCERA LONGICOLLIS* Ziegl., Proc. Phil. Acad. Nat. Sci., II, 1844, 44.

Elongate, moderately convex. Bluish-black; antennae and legs and often the front of head, pale yellow; elytra usually with a pale subsutural stripe at base, this sometimes dilated so as to leave only the extreme tips black. Thorax cylindrical, one-half longer than wide. Elytra rather closely but not very coarsely punctate, the sides converging towards apex. Legs elongate. Length 3.5-4.5 mm.

Steuben, Lawrence, Dubois, Perry and Posey counties; scarce. May 23-June 17. Taken by sweeping low herbage, especially in moist places. Said to breed in hickory and witch-hazel.

1640 (5205). *HYDROCERA TABIDA* Lec., Ann. N. Y. Lyc. Nat. Hist., V, 1849, 29.

Very elongate, subdepressed. Bluish-black; antennae, mouth parts and legs pale reddish-yellow. Thorax subcylindrical, nearly twice as long as wide. Elytra parallel, distinctly shorter than abdomen, widely dehiscient at suture, coarsely and rather densely punctate. Legs very elongate. Length 5-7 mm.

Dubois County; rare. May 24-May 25.

#### Tribe II. ENOPLIINI.

The members of this tribe are easily recognizable by having the fourth joint of the tarsi atrophied, the tarsi thus appearing, when viewed from above, to be 4-jointed, except in *Orthopleura*, where but three joints are visible. The flanks of thorax are separated from the disk by a more or less distinctly elevated marginal line. In

the males of most genera the inner angles of the first two joints of the antennal club are much prolonged. Ten genera are represented in America north of Mexico, six of which are known from Indiana, while another may occur.

KEY TO INDIANA GENERA OF ENOPLINI.

- a.* Three outer joints of antennæ very large, flat, dilated; six segments of abdomen visible.
- b.* Eyes emarginate on inner side; antennæ 10-jointed.
- c.* Last joint of both pair of palpi elongate-triangular; eyes broadly emarginate. IX. PHYLLOBÆNUS.
- cc.* Last joint of labial palpi obconic; last joint of maxillaries subcylindrical, truncate at apex; eyes narrowly but deeply emarginate; body very elongate. ELLIPTOMA.
- bb.* Eyes emarginate in front.
- d.* Basal joint of tarsi not smaller than second, visible from above.
- e.* Antennæ 11-jointed, joints 2 to 8 distinct.
- f.* Sides of thorax rounded, not constricted before the base; form rather broad, resembling that of certain fireflies. X. CHARISSA.
- ff.* Sides of thorax sinuate, angulately enlarged behind the middle, constricted before the base. XI. CREGYA.
- ce.* Antennæ 10-jointed, joints 2 to 8 indistinct. XII. PYTICERA.
- dd.* Basal joint of tarsi small and short, covered by the second; black, thorax yellow. XIII. ORTHOPLEURA.
- aa.* Three outer joints of antennæ forming a small compact club; five segments of abdomen visible. XIV. NECROBIA.

IX. PHYLLOBÆNUS Spin. 1844. (Gr., "leaf + to go.")

Eyes emarginate on inner sides; last joint of both pairs of palpi very elongate, triangular; labial palpi a little larger than the maxillary; antennæ 10-jointed, joint 7 very small, joints 8, 9 and 10 much larger than the preceding, depressed, last joint ovate, club shorter than funicle; tarsi slender, short, fourth joint rudimentary, claws strongly toothed at base. Two species are known from the United States, one of which occurs in Indiana.

1641 (5210). PHYLLOBÆNUS DISLOCATUS Say, Journ. Phil. Acad. Nat. Sci., V. 1825, 176; *ibid.* II, 284.



Fig. 338. — 4.  
(Original.)

Elongate, subcylindrical. Black, moderately shining; antennæ, mouth parts and legs yellow, often more or less fuscous; elytra each with an oblique pale yellow stripe extending from humerus to suture at basal third, thence along suture to just behind middle, where it usually connects with a narrow undulate yellow crossbar; also usually a small yellow subapical spot. Thorax subcylindrical, widest near base; surface, as well as that of head, densely and rather finely punctate. Elytra with rows of very coarse, quadrate, deep and closely placed punctures. Length 3.5–6 mm. (Fig. 338.)

Kosciusko, Marion, Vermillion, Perry and Posey counties; scarce. March 31—June 20. Has been bred from twigs of butternut.

*Ellipotoma laticornis* Say, very elongate, slender, black, with each side of thorax and a broad, lengthwise median stripe on head, orange-yellow, length 5-6.5 mm., ranges from Ohio and Illinois eastward.

X. CHARISSA Perty. 1830. (Gr., "pleasing.")

Eyes emarginate in front; palpi subequal, last joint triangular, slightly longer than wide; antennae 11-jointed, joints 9, 10 and 11 together as long or longer than the funicle, very large, dilated, triangular, first two joints of club more or less prolonged at inner angles; tarsi dilated, first three joints distinctly lamellate, fourth joint very small, claws simple. Five species are known from America north of Mexico, one of which and its named variety are found in Indiana.

1642 (5215). CHARISSA PILOSA Forst., Nov. Spec. Ins., 1771, 49.

Elongate, subdepressed. Black, subopaque; thorax reddish, with two wide black stripes which are convergent and usually connected at base. Elytra rather finely, densely and somewhat roughly punctate. Length 7.5-13 mm. (Fig. 339.)

Lake, Marshall, Kosciusko and Perry counties; scarce. May 30—June 24. Has been bred from the twigs of hickory and butternut.

1642a (5215a). CHARISSA PILOSA ONUSTA Say, Amer. Ent., III, 1828, pl. 41; *ibid.* I, 89.

Differs from the typical form only in having the suture and side margins of elytra yellowish, the femora usually pale at base.

Crawford and Posey counties; rare. May 16—June 4.

XI. CREGYA Lec. 1861. (Gr., "charming.")

Eyes emarginate in front; both pairs of palpi hatchet-shaped, the last joint of labial pair larger; antennae 10- or 11-jointed, club 3-jointed, about equal in length to funicle, first two joints triangular, last joint elongate-ovate; tarsi short, rather broad, first joint equal to second, fourth very small, first three joints distinctly lamellate, claws thickened or feebly toothed at base. Of the seven species known from North America one has been taken in Indiana, while two others may occur.



Fig. 339.  $\times 2$ .  
Male. (Original.)

## KEY TO INDIANA SPECIES OF CREGYA.

- a.* Antennæ 11-jointed; surface of thorax very uneven; elytra coarsely, sparsely punctate at apex. LEUCOPHLEA.
- aa.* Antennæ 10-jointed.
- b.* Thorax with longitudinal area on disk, sparsely and rather finely punctate; elytra pitchy black, the sutural and side margins pale. 1643. OCLATA.
- bb.* Thorax with discal area coarsely, rather densely and somewhat irregularly punctate; elytra pale yellowish, with black markings. MIXTA.

*C. leucophleaa* Khng. (*reclusa* Spin.), elongate; piceous, legs annulate with yellow; elytra white, base and apex widely brown; length 7.5–11 mm., has been taken at Lexington, Illinois.

1643 (5218). *CREGYA OCLATA* Say, Bost. Journ. Nat. Hist., I, 1835, 163; *ibid.*, II, 639.



Fig. 340. — 4  
(Original.)

Elongate, subcylindrical. Black or piceous, shining; thorax pale yellowish with an oblong black spot each side; spot on front between the eyes, mouth parts, sutural and side margins of elytra, pro- and mesosterna and legs yellow; knees, front tibiae and all the tarsi often piceous. Elytra nearly parallel, with rows of coarse, deep, quadrate punctures, these gradually smaller and becoming obsolete at apex. Length 4–6.5 mm. (Fig. 340.)

Starke, Lawrence and Posey counties; rare. June 4–July 3. Beaten from the foliage of wild grape.

*C. mixta* Lee., 3.5–4.5 mm. in length, is known from Maryland, Kentucky and Ohio, and probably occurs in southern Indiana.

## XII. PYTICERA Spin. 1844.

Eyes finely granulate, often deeply emarginate; palpi elongate-triangular; antennæ 10-jointed, joints 8 to 10 forming a large dilated club, longer than the funicle; tarsi short and broad, four joints visible from above, the first three lamellate; claws at base with a tooth-like thickening.

1614 (5220). *PYTICERA QUADRIPUNCTATA* Say, Journ. Phil. Acad. Nat. Sci., III, 1823, 188; *ibid.*, I, 90.

Elongate-oval. Black, shining; elytra bright red, each with two large rounded black spots, the first of these before, the other just behind the middle. Thorax subcylindrical, finely and sparsely punctate. Elytra gradually widened from base to apex, rather finely, shallowly and roughly punctate. Club of antennæ in male three times as long as funicle, the inner angles of joints 8 and 9 produced into very long stout branches; club shorter in the female and rami wanting. Length 5–6.5 mm. (Fig. 341.)

Posey County; one specimen from near New Harmony, May 6. Beaten from the flowers of *Cratagus*.



Fig. 341. × 4.  
Male and antennæ of female. (Original.)



## XIII. ORTHOPLEURA Spin. 1844. (Gr., "straight side.")

Eyes coarsely granulate, emarginate in front; palpi subequal, cylindrical or obconic; antennae 11-jointed, joints 9 to 11 forming a large club, internal angles of joints 9 and 10 more or less produced, club much longer than funicle; tarsi rather short, first joint covered by the second, second and third furnished with lamellae, the fourth invisible, the fifth nearly as long as preceding joints combined, claws toothed. One of the two known North American species occurs in the State.

1645 (5225). ORTHOPLEURA DAMICORNIS Fabr., Ent. Syst. Suppl. 1798, 117.

Elongate, subcylindrical. Black; thorax red, its base and apex usually black or infuscate; elytra often with a more or less distinct pale crossbar at middle. Thorax cylindrical, sides sinuate, hind angles obtuse, disk finely and densely punctate. Elytra parallel, rather coarsely and densely punctate. Length 3.5-8.5 mm. (Fig. 342.)

Kosciusko, Monroe, Lawrence, Orange, Knox and Posey counties; scarce. June 2-August 7.

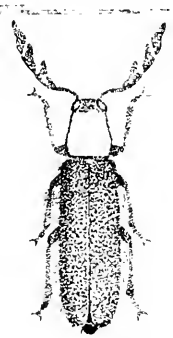


Fig. 342.  $\times 5$ .  
(Original.)

## XIV. NECROBIA Latr. 1796. (Gr., "corpse + to live.")

Eyes entire, coarsely granulate; last joint of palpi nearly cylindrical, slightly dilated; antennae 11-jointed, club rather small, compact, 3-jointed; tarsi moderately short and broad, fourth joint very inconspicuous, claws toothed at base. Three cosmopolitan species represent this genus in North America, all of which occur in Indiana.

## KEY TO INDIANA SPECIES OF NECROBIA.

- a.* Red; head, antennae and abdomen black; elytra blue or green, base broadly red. 1646. RUFICOLLIS.  
*aa.* Dorsal surface blue or green.  
     *b.* Legs and basal joints of antennae red. 1647. RUFIPES.  
     *bb.* Legs and antennae dark. 1648. VIOLACEA.

1646 (5231). NECROBIA RUFICOLLIS Fabr., Syst. Ent., 1775, 57.

Oblong-oval, robust. Color given in key. Head and thorax at sides densely, rather coarsely punctate. Elytra with rows of fine but very distinct punctures, becoming gradually finer behind but evident nearly to apex. Length 4-5 mm. (Fig. 343.)

Indiana, Stein collection; frequent.

1647 (5230). NECROBIA RUFIPES DeG., Mem. Ins., V, 1775, 165, pl. 15, fig. 1.

Elongate-oblong, robust. Color given in key. Head and thorax rather coarsely and sparsely punctate. Elytra finely



Fig. 343.  $\times 5$ .  
(Original.)

transversely rugose with rows of rather coarse punctures at base. Length 3.5-6 mm.

Indiana, Stein collection; frequent.

1648 (5232). *NECROBIA VIOLACEA* Linn., Syst. Nat. (ed. 10), 1758, 356.

Elongate-oblong, robust. Uniform dark blue or green. Head and thorax rather coarsely and densely punctate. Elytra with rows of rather coarse punctures, becoming fainter behind the middle; intervals irregular, finely punctulate. Length 3.2-4.5 mm.

Iake, Vigo, Dubois, Crawford and Posey counties; frequent. April 11-May 17. This and the other two species occur together with Dermestids and certain Nitidulids on the bones and skins of old carrion. The Dermestids are known as "skin beetles" and the species of *Necrobia* and the Nitidulids which occur with them as "bone beetles."

#### Family XLIII. PTINIDÆ.

##### THE DEATH-WATCH BEETLES. THE DRUG STORE BEETLES.

A family of medium size containing species rarely exceeding one-fourth of an inch in length, which live for the most part on dry vegetable or animal matter, usually the former, which is just beginning to decay. Many of them are therefore found about cellars, old houses and outbuildings, into the woodwork of which they bore, making meanwhile a ticking sound that gives them the name of "death-watch." Others occur in drug and grocery stores, where they feed upon cayenne pepper, cigars, dried roots, etc., and still others in the forest and open woodland beneath the bark and dead leaves. They vary greatly in form, so that no general popular description is possible, and only the fact that the thorax extends forward in a hood-like fashion over the head is of general application. The head is usually well bent under, and not visible from above, and the general color is either cinnamon-brown or black. The name *Plinius*, that of the typical genus upon which the family name is based, is from a Greek word meaning "to decay" or "destroy," and applies to the habits of the best known species, which have been carried by commerce over the entire globe.

The principal characters of the Ptinidæ, briefly stated, are as follows: Maxillæ exposed at base, with two ciliate lobes, the palpi short, four-jointed; antennæ inserted upon the front (*Ptininæ*) or at the sides of the front in the other subfamily, variable in form,

9 to 11-jointed; head retractile, usually protected by the thorax; labrum distinct; thorax with the side pieces not separate; elytra entire, with distinct epipleurae; abdomen with five free ventral segments; front and middle coxae cylindrical or sub-globose, the coxal cavities rounded, open behind; hind coxae transverse; tarsi five-jointed.

The larvæ of the Ptinidæ occur with the adults, and are white, soft, grub-like creatures, covered with short, stiff hairs or bristles, and when at rest lie in a curved position like the common white grubs of the genus *Lachnosterna*. They have six legs, but usually move by drawing themselves along on their sides. Only a few species, comprising those feeding upon drugs and upon the wood of living trees, are economically important and injurious. The others may be classed as innocuous.

The principal literature treating of the North American forms is as follows:

*LeConte*.—“Prodromus of a Monograph of the Species of the Tribe Anobini, the Family Ptinidæ inhabiting North America,” in *Proc. Phil. Acad. Nat. Sci.*, 1865, 222-244.

*Fall, H. C.*—“Revision of the Ptinidæ of Boreal America,” in *Trans. Amer. Ent. Soc.*, XXXI, 1905, 97-296.

*Casey*.—“Studies in the Ptinidæ, Cioïdæ and Splindidæ of America,” in *Journ. N. Y. Ent. Soc.*, VI, 1898, 61-93.

LeConte and Horn, in their “Classification,” and Henshaw, in his Check List, recognize four subfamilies of Ptinidæ. Fall, in his latest work, recognizes but two, viz., *Ptinina* and *Anobiina*, relegating the *Lyctina* to the family Cucujidæ, as proposed by Maj. Casey, and proposing a separate and independent family for the subfamily *Bostrichina*. Sharp regards these two subfamilies as forming the family Bostrichidæ, and they are so recognized in the present paper.

Fall, in his Revision, records 53 genera and 259 species of Ptinidæ as belonging to the North American fauna.

#### KEY TO SUBFAMILIES OF PTINIDÆ.

- a.* Antennæ inserted upon the front of head and rather close together at base; thorax without side margin.  
Subfamily I. PTININÆ, p. 861.
- aa.* Antennæ inserted on the sides of head in front of eyes and usually distant at base; thorax usually margined at sides.  
Subfamily II. ANOBIINÆ, p. 866.

## Subfamily I. PTININÆ.

Our members of this subfamily are small-sized species having the antennæ inserted on the front and more or less approximate at base, rather long and moderately stout, filiform or feebly serrate, 11-jointed. Head and thorax small, the latter without side margins, the disk frequently swollen or tuberculate. Elytra much wider than thorax, usually oval or globose. Legs long, not contractile, with trochanters in the axils of the thighs; tibiæ with two small or minute terminal spurs; tarsal claws simple, strongly divergent. Representatives of but two of the eight genera have as yet been taken in Indiana, though those of one other should occur.

## KEY TO INDIANA GENERA OF PTININÆ.

- a.* Elytra not punctured, polished, widely embracing the abdomen at the sides; ventral surface about one-third the width of elytra.
- b.* Head and thorax entirely glabrous; eyes subfrontal; ventral segments four. GIBBIUM.
- bb.* Head and thorax densely covered with small scales and scale-like hairs; eyes on sides of head; thorax tuberculate; ventral segments five. I. MEZIUM.
- aa.* Elytra with rows of punctures, pubescent, much less widely embracing the abdomen, parallel in males, oval in some females; ventral surface nearly equal in width to elytra; eyes large; thorax strongly constricted behind. II. PTINUS.

*Gibbium psylloides* Czemp., upper surface glabrous, under surface with dense short, yellowish hairs, occurs in houses from Virginia to California.

## I. MEZIUM Curtis. 1828.

Small species having the eyes very small, elliptical, flat and widely separated; entire surface except the elytra densely clothed with pale yellow scales and scale-like hairs; elytra smooth, much inflated, highly polished; last antennal joint but little longer than tenth, oval, pointed; ventral surface greatly contracted, segments one to four short; fifth equal to all the preceding united. One species occurs throughout the United States.

1649 (5236). MEZIUM AMERICANUM Lap., Hist. Nat. des Coleop., I, 1837, 297.

Oval, the elytra subglobose. Dull yellow; elytra piceous, shining. Thorax subcylindrical, sulcate on middle of disk, sides with obtuse tubercles. Elytra very smooth, highly polished. Length 2.5-3 mm.

Marion County; rare. June 26. A single specimen from box which had contained dried insects. Occurs in houses, where it is said to breed in all sorts of dried animal substances.

## II. PTINUS Linn. 1767. (Gr., "to decay or destroy.")

Antennæ filiform, first joint robust, second smallest, 3 to 11 elongate, subequal; elytra variously clothed with recumbent hairs or scales and erect bristles. Two species are in the collection from the State, and four others probably occur, two of them having been taken by Dury at Cincinnati.

## KEY TO INDIANA SPECIES OF PTINUS.

- a.* Elytra dissimilar in form in the sexes; elongate, subparallel in male; oval, more or less swollen in female; fourth ventral segment short; female without inner wings.
- b.* Setae of elytral intervals equal or subequal in length.
- c.* Erect hairs of elytra shorter; sub-basal and subapical patches of pale scales on elytra conspicuous, especially in the female; head alutaceous. 1650. *FUR.*
- cc.* Erect hairs of elytra longer; sub-basal and subapical spots of scales wanting on male elytra, represented on those of female by coarse appressed hairs on the humeral region only; surface of head polished. 1651. *BRUNNEUS.*
- bb.* Alternate elytral intervals with longer erect hairs; length 2.5-3.5 mm. *VILLIGER.*
- aa.* Elytra oblong, more or less elongate, in both sexes; fourth ventral segment longer; both sexes winged.
- d.* Elytra without recumbent hairs in addition to the erect ones; color black, head, thorax and sometimes base of elytra rufous. *FALLI.*
- dd.* Elytra with pale recumbent hairs in addition to erect ones.
- c.* Black, the humeri and apex of elytra bright rufous; elytra with post-humeral and anteapical bands of white recumbent hairs conspicuous. *BIMACULATUS.*
- cc.* Rufous; elytra with a broad black or piceous median band, interrupted at suture; male with form very elongate and antennæ as long as body; thorax not swollen. *QUADRMACULATUS.*

1650 (5239). *PTINUS FUR* Linn., Syst. Nat., II, 1766, 566.

Elongate-oval, male; oval, more robust, female. Pale brown or dull reddish-yellow, male; darker brown, female. Thorax a little narrower than head, nearly as wide as long, sides parallel in front, strongly constricted behind; disk feebly tuberculate and with a tuft of yellowish hairs each side of median impressed line. Elytra elongate, parallel, with prominent humeri, male; elongate-oval without humeri, female; striae slightly impressed, coarsely punctate; surface with patches of pale scales behind the humeri and on apical third, these conspicuous, especially in female. Length 2.8-3.5 mm.

Hamilton and Posey counties; scarce. June 7-July 12. Probably throughout the State. An Old World species, widely disseminated by commerce. Said to be often injurious to museum specimens.

1651 (5240). *PTINUS BRUNNEUS* Duft., Faun. Austral., III, 65.

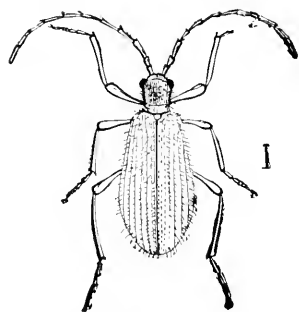


Fig. 344. Male. (After Forbes.)

Very similar to *fur*, from which it is distinguished mainly by characters given in key. Color more often pale brown in both sexes. Elytra without trace or patches of recumbent scales except near humerus in the female, and these often lacking. Head behind the antennae polished and with strong punctures, these visible only when the scales are removed. Length 2.7–3.5 mm. (Fig. 344.)

Hamilton, Marion, Putnam, Crawford and Posey counties; frequent. April 24–December 22. Occurs in old buildings and outhouses. Also an introduced species.

*P. villiger* Reit., is known from New England, Michigan and westward; *P. falli* Pic., length 2.3–3 mm., is recorded from Ohio and Kentucky; *P. bimaculatus* Melsh., length 2–2.8 mm., is recorded from Michigan, Pennsylvania and Missouri, while *P. quadrimaculatus* Melsh., length 3–3.2 mm., is reported from Ohio.

#### Subfamily II. ANOBINÆ.

The insects of this subfamily are mostly of a slightly depressed, subcylindrical form, but vary to broadly oval or nearly globular. The antennae are distant at base and inserted just in front of the eyes, which are rounded and usually prominent. Head deflexed and nearly or quite invisible from above. Hind coxæ, except in the first tribe, more or less sulcate for the reception of the femora. Fall divides the subfamily into six tribes, all of which are represented in Indiana.

##### KEY TO TRIBES OF ANOBINÆ.

- a.* Front of head not margined, nor with impressed line over the base of antennae; hind coxæ not grooved for the reception of thighs; thorax not margined at sides. Tribe I. *HEBOBINI*, p. 867.
- aa.* Front of head margined more or less acutely or with an impressed line above the antennae; hind coxæ more or less distinctly grooved; thorax margined at sides, except very rarely.
- b.* Antennae of male never fan-shaped, at most pectinate; front tibiae not toothed and denticulate on the outer side; form and sculpture similar in both sexes.
- c.* Head in repose received upon the under surface of the thorax.
  - d.* Thorax not excavated beneath, the head free. Tribe II. *DRYOPHILINI*, p. 867.
  - dd.* Thorax excavated beneath for the reception of the head. Tribe III. *ANOBINI*, p. 868.

cc. Head very strongly deflexed and retracted, the mandibles nearly or quite reaching the metasternum.

c. Metasternum and first ventral segment not grooved for the reception of middle and hind legs; form oblong or elongate-oval; head impressed or excavated beneath for the reception of the antennae. Tribe IV. XYLETINI, p. 873.

cc. Middle and hind legs received in excavations on metasternum and first ventral segment; form varying from elongate-oval to globose; antennae usually received between the front coxae.

Tribe V. DORCATOMINI, p. 876.

bb. Antennae of male strongly fan-shaped; outer margin of front tibiae prolonged at tip in a horizontal tooth, the margin above the tooth finely denticulate; form and sculpture varying in the sexes, the former usually cylindrical; thorax not distinctly excavated beneath. Tribe VI. PHTILINI, p. 885.

#### Tribe I. HEDOBINI.

The two genera comprising this tribe were placed by LeConte and Horn in the subfamily Ptininae, but were transferred by Fall to the *Anobiina*. One of the two is represented in the eastern United States, including Indiana, by a single species.

#### III. EUCRADA Lcc. 1861. (Gr., "good + rust.")

Antennae widely separated at base, being inserted near the inner margin of the eye, pectinate in male, quite strongly serrate in female; elytra with somewhat irregular rows of punctures.

1652 (5245). EUCRADA HUMERALIS Melsh., Proc. Phil. Acad. Nat. Sci., 11, 1845, 310.

Oblong, moderately elongate. Dull black; thorax, except basal and apical margins, and humeri of elytra, reddish-yellow. Head granulate, densely clothed with grayish-yellow hairs. Thorax about as long as wide, sides rounded, surface granulate, disk obtusely elevated. Elytra with close rows of rather coarse punctures; intervals narrow, feebly convex, pubescent, the humeral one more conspicuously pubescent, giving the appearance of a costa or raised line along the sides. Length 4-5.5 mm. (Fig. 345.)

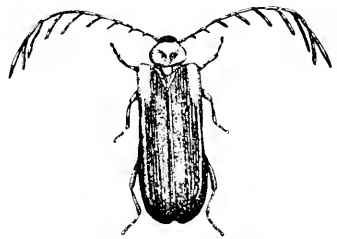


Fig. 345. ♀. Male. (Original.)

Marion, Dubois and Posey counties; scarce. March 23-May 11. Occurs on trunks of dead beech or beneath rubbish in open woodland.

#### Tribe II. DRYOPHILINI.

The members of this tribe agree in having the head only moderately deflexed, the thorax not excavated beneath for its reception;

legs not received in cavities; antennæ in repose resting loosely upon the front coxæ, usually 11-jointed, the three outer joints more or less dilated and elongated. Two genera are probably represented in Indiana.

KEY TO INDIANA GENERA OF DRYOPHILINI.

*a.* Front coxæ only moderately prominent, distinctly separated by the process of prosternum; intermediate joints of antennæ subequal.

IV. NESTOBIUM.

*aa.* Front coxæ conical, very prominent and contiguous; thorax with sharply defined side margins; fourth tarsal joint short, emarginate.

ERNOBIUS.

IV. NESTOBIUM Mots., 1845. (Gr., "smooth or dry + live.")

This genus comprises two oblong, moderately stout beetles, having the elytra parallel and irregularly punctate; joints 9 to 11 of antennæ longer than those preceding; front coxæ distinctly but narrowly separated, the prosternum short before them, and tarsi wide and densely pubescent beneath. One of the two occurs in Indiana.

1653 (5261). NESTOBIUM RUFOVILLOSUM DeG., Ins., IV, 1774, 230.

Elongate-oblong, rather stout, parallel. Dark brown, marked with small patches of sooty and yellowish hairs. Antennæ a little longer than head and thorax, second joint much narrower than and half as long as first, third twice as long as wide, third to eighth subequal in length and gradually wider. Thorax two-thirds as long as wide, margin rather broadly flattened and slightly reflexed, angles all rounded; surface, as well as that of head and elytra, densely granulate-punctate. Length 6-7.5 mm.

Fall says of this species: "Rather common locally from the New England States to Illinois," and mentions Indiana as one of the States from which the specimens examined by him were taken. Not seen by me from the State.

*Ernobius mollis* Linn., ninth joint of antennæ shorter than the three preceding united, brown, length 4-5.5 mm., is recorded from Cincinnati; *E. lacustris* Fall, ninth joint as long as the five or six preceding united, piceous-brown, length 4.8-5.5 mm., was described from Michigan, while *E. tulcipennis* Lee., ninth joint equal to all preceding in male, reddish or brownish-yellow, length 2.5-4 mm., is known from Ohio and Michigan. All occur on pine.

Tribe III. ANOBIINI.

Species of parallel and moderately elongate form in which, during repose, the head is received on the under side of the thorax, which is distinctly excavated for its reception; mandibles not reach-



ing metasternum, the latter never grooved for the reception of the legs. The contractile or "doubling-under" power is therefore much less than in the tribes which follow. Eight genera are either represented in the collection at hand or should occur in the State.

## KEY TO THE INDIANA GENERA OF ANOBINI.

- a.* Front coxæ contiguous or narrowly separated (except in *Oligomerus sericans*); process of prosternum usually ending in a sharp point.
- b.* Last joint of both labial and maxillary palpi elongate, spindle-shaped; antennæ usually 10-jointed. V. OLIGOMERUS.
- bb.* Last joint of maxillary palpi parallel and obliquely truncate; last joint of labial palpi broadly triangular; antennæ 11-jointed. VI. STODOLPA.
- aa.* Front coxæ distinctly or even widely separated; prosternal process with parallel sides; antennæ usually received between the coxæ in repose.
- c.* Antennæ not serrate, joints 9 to 11 long.
- d.* Tarsal claws with a broad basal tooth; fema oblong, densely pubescent and ornamented with tufts of erect hairs. VII. TRICHODESMA.
- dd.* Claws not toothed.
- c.* Ventral segments free, sutures distinct; tarsi narrow.
- f.* Metasternum deeply excavated in front. ANOBINUM.
- ff.* Metasternum not deeply excavated in front, at most a little concave.
- g.* Third ventral segment short; tibiæ not produced on the outer side at apex. VIII. MADROBREGMUS.
- gg.* Third ventral segment long; tibiæ acutely produced on the outer side at apex. MICROBREGMA.
- cc.* Ventral segments firmly united, their sutures, except the first faint or obliterated at middle; tarsi stouter and broader. CELOSTETHIUS.
- cc.* Antennæ serrate, joints 9 to 11 not conspicuously longer than those preceding; elytra with rows of punctures; ventral segments united at middle. IX. TRYPOPITYS.

## V. OLIGOMERUS Redt. 1848. (Gr., "small + femur.")

Front and middle coxæ without an intervening cavity for the reception of the antennæ; first, third and fourth ventral segments nearly equal and shorter than second and fifth. One species has been taken in Indiana, while another may occur.

## KEY TO INDIANA SPECIES OF OLIGOMERUS.

- a.* Front coxæ distinctly separated; pubescence of head and thorax erect. 1651. SERICANS.
- aa.* Front coxæ contiguous or virtually so; pubescence entirely recumbent. OBVIOUSUS.

1654 (5264). OLIGOMERUS SERICANS Melsh., Proc. Phil. Acad. Sci., II, 1845, 309.

Elongate, cylindrical, slightly depressed. Piceous brown; head and thorax shining with small scattered granules and clothed with short, erect fuscous hair. Elytra finely scabrous, feebly striate, the striae with rows of punctures, the inner rows irregular and more feebly impressed; surface clothed with fine inclined hairs. Length 3-4.5 mm.

Marshall, Steuben and Putnam counties; rare. June 11-July 5. Beaten from foliage of oak and linden.

*O. obtusus* Lec., reddish-brown, length 4.8-7.2 mm., has been recorded from Ohio and Michigan.

#### VI. SITODREPA Thom. 1863. (Gr., "food-pluck.")

The single member of this genus has the antennæ less than one-half as long as body, 11-jointed, the first joint elongate, rather stout; joints three to eight small, ninth equal to the five preceding, tenth and 11th each equal to ninth; the last three united much longer than all preceding; front coxæ separated by a triangular intercoxal process.

1655 (5267). SITODREPA PANICEA Lincl., Syst. Nat., II, 1766, 564.

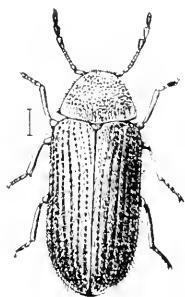


Fig. 346.  
(After Sharp.)

Oblong, moderately robust. Reddish-brown, with rather long and somewhat bristling yellowish pubescence. Thorax as wide as elytra, a little narrowed from the base, side margin narrow in front, finely serrate; front angles somewhat rounded, hind ones broadly rounded, surface sparsely granulate. Elytra finely striate, the striae with rows of punctures; intervals with a single line of punctures bearing semierect hairs. Length 2.5-3.5 mm. (Fig. 346.)

Kosciusko, Marion, Vigo and Knox counties; frequent. June 15-November 7. A cosmopolitan species which has been widely diffused by commerce. Usually found in drugs of various kinds, such as ginger, rhubarb, chamomile, boneset, licorice, peppermint and seeds of every description; hence the common name "drug store beetle." It is also often called the "biscuit weevil," being found in households, where it feeds upon flour, meal, breakfast foods, dried beans and peas, chocolate, black pepper, coffee, etc., and is sometimes injurious to manuscripts and books. Its injuries are to some extent limited by the attacks of a small mite and a chalcid fly, which are parasitic upon its larva. The best remedy for it is the subjection of the object attacked to the fumes of bisulphide of carbon.

## VII. TRICHODESMA Lec. 1861. (Gr., "hair + band.")

The members of this genus are readily known from all other Ptinidæ by their oblong, convex bodies, which are densely pubescent and ornamented with tufts of erect hairs. The antennæ are 11-jointed, the three outer joints large, elongate and together as long as the preceding united; front and middle coxæ widely separated, the prosternum broadly truncate behind. One species is frequent in Indiana, while another may occur in the southern counties.

1656 (5277). TRICHODESMA GIBBOSA Say, Journ. Phil. Acad. Nat. Sci., V, 1825, 171; *ibid.* 11, 280.

Oblong, moderately robust, densely clothed, except on basal thirds of thorax and elytra, with grayish-white recumbent hairs. Thorax slightly narrower than elytra, sides feebly curved and convergent near hind angles, which are broadly rounded; disk strongly swollen, surface densely granulate, each granule bearing a long, fine erect hair; the summit of the disk with a divided tuft of brown and brownish-yellow hairs, and in front of this two smaller similar tufts. Elytra with coarse punctures arranged in somewhat irregular rows and numerous small granules which are more conspicuous on basal third; the grayish-white appressed hairs form a broad oblique band just behind the middle; each elytron with two elongate tufts of brownish hairs in front of middle and four smaller tufts in a curved row on apical fourth. Length 4.5-6.5 mm.

Throughout the State; frequent. May 26-July 5. Occurs most commonly on foliage of hickory, maple and redbud.

*T. klagesi* Fall, having the pubescence of elytra less dense and hairs of elytra tufts uniformly blackish-brown, is known from Ohio and Kentucky.

*Anobium striatum* Oliv., elongate, subcylindrical, brown, opaque, length 2.7-4 mm., is a true "death-watch beetle" which is common to Europe and America.

## VIII. HADROBREGMUS Thom. 1859. (Gr., "thick + head.")

Elongate, subcylindrical species covered with fine, short, recumbent pubescence; front and middle tarsi widely separated, the antennæ in repose received between them. Our species have the antennæ 10-jointed, the three outer joints elongate, together longer than all the preceding. Two species have been taken in Indiana, while another doubtless occurs.

## KEY TO INDIANA SPECIES OF HADROBREGMUS.

- a. First ventral suture straight, the second segment not quite as long as fifth; size larger, 3.5-7 mm.
- b. Disk of thorax slightly gibbous or humped, compressed behind, sides converging and usually feebly sinuate behind the front angles.

1657. CARINATUS.

*bb.* Disk of thorax strongly gibbous or raised into an obtuse cone, sides nearly straight and parallel for more than two-thirds their length.

1658. LINEARIS.

*aa.* First ventral suture bisinuate, broadly curved backward at middle, the second segment a little longer than fifth; smaller, not over 2.8 mm.

PUSILLUS.

1657 (5271). HADROBREGMUS CARINATUS Say, Journ. Phil. Acad. Nat. Sci., 11, 1823, 187; *ibid.* 11, 120.

Elongate, subcylindrical. Reddish- to piceous-brown. Thorax nearly equal to elytra in width; sides rounded, convergent; hind angles undefined; disk slightly swollen, finely granulate-punctate, compressed a little behind the middle and often with a median carina on basal third. Elytra with moderately impressed, strongly and closely punctate striae. Length 3.5-6.5 mm.

Throughout the State; frequent. May 21-July 21. Occurs on soft maple and beech logs in low, moist woods; taken also at light.

1658 (5272). HADROBREGMUS LINEARIS Lec., Proc. Phil. Acad. Nat. Sci., 1865, 232.

Resembles *carinatus*, from which it is distinguished mainly by characters given in key. Color blackish-brown. Punctures of elytral striae obsolete or very indistinct. Length 4.5 mm.

Steuben County; rare. June 17. Taken from the split trunk of an oak. A northern species known from the Hudson Bay Region and near Detroit, Michigan.

*H. pusillus* Fall, reddish-brown, disk of thorax strongly swollen and compressed behind, was described from Ohio and Wisconsin.

*Microbregma emarginatum* Duft., brown, thorax not as wide as elytra, length 4-5 mm., is known from Michigan.

*Calostethus notatus* Say, dark brown, pubescence of elytra variegated, length 3.2-4 mm., is said to occur from New England to Missouri on old oak branches.

## IX. TRYPOPTYS Redt. 1848. (Gr. "to bore + pine.")

Antennæ more or less serrate, the three outer joints not conspicuously longer than those preceding; sutures of ventral segments obsolete at middle, the median area of abdomen rather densely punctate, the large punctures with an encircling ring. One of the two known species occurs in Indiana.

1659 (5281). TRYPOPTYS SERICEUS Say, Journ. Phil. Acad. Nat. Sci., V, 1825, 172; *ibid.* 11, 280.

Oblong, subcylindrical. Sooty brown, sparsely clothed with short brownish-yellow recumbent hairs. Head deeply sunk within the thorax, the eyes almost covered in repose. Thorax not quite as wide as elytra, about as

long as wide, sides parallel, broadly sinuate at middle; hind angles nearly rectangular, sharply defined; disk evenly convex, with an impressed line at middle and a transverse impression each side on basal third. Elytra with regular rows of close-set, rather deep, quadrate punctures; intervals slightly convex, not much wider than the punctures. Length 5-6.2 mm.

Starke, Putnam, Vigo and Lawrence counties; scarce. June 12-October 12. Occurs beneath bark and on old branches of wild cherry and oak.

#### Tribe IV. XYLETININI.

Usually elongate-oval species having the contractile power fairly well developed; thorax excavated beneath for the head, which is strongly bent under in repose, and more or less impressed or excavated on the under side, the antennae curving into the cavities and resting against the front coxae. The antennae are 11-jointed and variable in form. Two of the six genera comprising the tribe are represented in Indiana, while another may occur.

#### KEY TO INDIANA GENERA OF XYLETININI.

- a.* Elytra striate; head merely broadly impressed beneath in front, not distinctly excavated for the reception of the antennae, the latter strongly serrate, the three outer joints not elongate; metasternum not sloping downward in front. X. XYLETINUS.
- aa.* Elytra not striate; head deeply excavated beneath for the antennae.
  - b.* Antennae serrate, the outer joints not elongate; metasternum strongly sloping downward in front. XI. LASIODERMA.
  - bb.* Antennae not serrate, joints 9-11 elongate; metasternum more gradually sloping downward. MEGORAMA.

X. XYLETINUS Lat. 1829. (Gr., "wood + destroy.")

Oval to oblong species, having the thorax wider than long, the hind angles broadly rounded and indented, the front angles nearly rectangular and scarcely rounded; elytra striate, the outer and inner striae uniting on apical third; ventral segments nearly equal, the first, second and fifth somewhat longer than the third and fourth. Three of the nine known species have been taken in Indiana.

#### KEY TO INDIANA SPECIES OF XYLETINUS.

- a.* Form cylindrical; eyes, especially those of male, larger and more convex; width of front about twice as wide as that of eye when viewed from the front; color brown or reddish-brown.
- b.* Last joint of maxillary palpus elongate, feebly triangular; thorax more parallel, the side margins very narrow and not at all reflexed.

1660. PELTATUS.

- bb.* Last joint of maxillary palpus broadly triangular; thorax less parallel, the side margins narrowly but evidently reflexed; form more robust. HARRISII.
- aa.* Form more oval; eyes small, not very convex, scarcely larger in the male; width of front five or six times that of eye as seen from front; color piceous or dark brown.
- c.* Antennæ acutely serrate; first two ventrals of male without line of erect hairs; sides of thorax flattened. 1661. FUCATUS.
- cc.* Antennæ subpectinate in the male; first two ventral segments of male with a median line of short, dense, erect hairs; sides of thorax not flattened. 1662. LUGUBRIS.

1660 (5292). NYLETINUS PELTATUS Harris, Trans. Harf. Nat. Hist. Soc., 1, 1836, 75.

Elongate-oblong. Brown or reddish-brown, clothed with fine, silky yellowish pubescence. Antennæ moderately serrate, joints 3 to 10 triangular, terminal joint elongate-oval or nearly spindle-shaped. Head finely and densely punctate, feebly obtusely carinate at middle. Thorax moderately narrowed in front, disk convex, broadly impressed each side on basal third, leaving the median line very convex, resembling a carina; surface finely and sparsely punctate. Elytra with narrow, lightly impressed striae, which are finely, not closely punctate. Length 3.5–5 mm.

Putnam and Kosciusko counties; rare. July 4–September 7. Beaten from the foliage of the Virginia Creeper.

*N. harrisii* Fall, length 3.7–5.5 mm., was described from Ohio, Kentucky and Michigan.

1661 (5295). NYLETINUS FUCATUS Lec., Proc. Phil. Acad. Nat. Sci., 1865, 238.

Elongate-oval, convex. Black or piceous black, clothed with fine, short and rather sparse pubescence. Antennæ with joints 3 to 9 almost twice as wide as long, male, or slightly wider than long, female. Eyes small, separated on the front by about five times their longest diameter. Thorax strongly transverse, median line feebly elevated at base, sides flattened but scarcely reflexed, surface densely, finely punctured and with larger shallow punctures on the sides. Elytra finely rugose-wrinkled, deeply and finely striate, the striae very feebly punctate; intervals nearly flat. Length 3–5 mm.

Marion County, scarce. May 28–May 29. Taken from the side of stone abutments, where they were basking in the sunshine.

1662 (5296). NYLETINUS LUGUBRIS Lec., Proc. Amer. Phil. Soc., XVII, 1878, 612.

Resembles *fucatus*, but smaller and more elongate. Antennæ subpectinate in male, acutely serrate in female, where the intermediate joints are about as wide as those of male *fucatus*. Sides of thorax less flattened and more strongly sloping downward on basal half. Length 2.5–3 mm.

Starke, Marion and Posey counties; scarce. March 23–June 18. Beaten from foliage of oak. Probably hibernates beneath bark.

XI. LASIODERMA Stephens. 1832. (Gr., "hairy + skin.")

Oval, more or less elongate, moderately convex, species having the body clothed with recumbent pubescence; antennae serrate, but not strongly so, the outer joints not more elongate; elytra not striate; metasternum short, suddenly sloping downward in front from side to side, the declivity limited behind by a transverse raised line extending across the body. Two of the five known species occur in Indiana.

1663 (5299). LASIODERMA SERRICORNE Fab., Ent. Syst., I, 1798, 241.

Elongate-oval, moderately convex. Uniform dull reddish-yellow or brownish-red. Head broad, eyes small. Antennae rather narrow, second and third joints smaller than first, the third distinctly triangular; fourth to tenth about as wide as long; eleventh oval. Thorax strongly convex, front angles

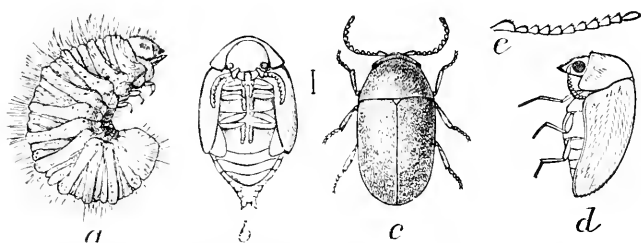


Fig. 347. *a*, larva; *b*, pupa; *c*, beetle; *d*, same, side view, *e*, antenna. All enlarged. (After Howard and Marlatt in Bull. IV, Div. Ent., U. S. Dept. Agr.)

acute, hind angles wanting. Punctuation of entire upper surface fine, uniform, not dense. Length 2.2-3 mm. (Fig. 347.)

Howard, Vigo, Marion, Putnam and Lawrence counties; frequent locally. April 10-November 7. Specimens in all stages were found in smoking tobacco put up in tin boxes on the earlier date. Widely distributed over the world by commerce and feeds on a variety of dried vegetable products, such as cayenne pepper, ginger, rhubarb, rice, figs, yeast cakes and prepared fish food. Tobacco it devours in every form, in the leaf and when made up into chewing plug, cigarettes and cigars. It is, therefore, often known as the "cigarette beetle." Both it and the larvæ may be destroyed by submitting them to the fumes of bisulphide of carbon, or by steaming the substance in which they are found. Drugs which are badly infested should, however, be burned.

1664 (—). LASIODERMA SEMIRUFUM Fall. Trans. Amer. Ent. Soc., XXXI, 1905, 205.

Elongate-oval. Head, thorax, under surface and appendages reddish-brown; elytra dark chestnut or piceous brown. Sculpture as in *serricorne*,

the pubescence a little shorter and more recumbent and the punctuation a little sparser. Metasternum with a fine raised line extending from the side margin obliquely inward and backward. Length 1.5 mm.

Lawrence County; rare. June 6. Swept from vegetation at side of wagon road. Known heretofore from New Jersey to Ohio. The small size, more elongate form and bicolorled upper surface readily distinguish it from *serricornæ*.

*Megorama simplex* Lee., elongate-oval, blackish-brown, with fine recumbent grayish-yellow pubescence, length 3.5–4.5 mm., was described from Kentucky.

#### Tribe V. DORCATOMINI.

The members of this tribe are distinguished from all others of the family by their highly developed contractile power. The antennæ and mouth organs are completely hidden in repose, the head being strongly reflexed and received into a deep cavity on the under side of the thorax and the legs withdrawn into suitable excavations in the meso- and metasternum and first ventral segment. In form they are usually broadly oval, varying to elongate-oval or even globose; and all are less than 3.5 mm. in length. Fall in his Revision removes to this tribe a number of genera placed by LeConte and Horn in the *Anobiini* and *Xyletini*, so that the classification and arrangement of the Henshaw List is much broken up. In all the genera so removed, the metasternum and first ventral segment are deeply excavated for the middle and hind pairs of legs, these excavations forming the principal characters upon which the tribe *Dorcatomini* is based. Of the eleven genera recognized by Fall, representatives of seven have been taken in Indiana. The genera, as well as the species of each, are very difficult to separate unless they are clean and opened up so that the under parts can be readily studied with a lens.

#### KEY TO INDIANA GENERA OF DORCATOMINI.

- a. Front coxæ expanded at apex into transverse horizontal plates which are not concealed in repose; trochanter joined to the coxa from behind.
- b. Metasternum with broadly expanded front lobe which covers the mouth in repose; hind coxal plates wider on the inner side; form elongate-parallel. XII. PETALIUM.
- bb. Metasternum with a short front lobe which does not reach the mandibles; form elongate-oval.
- c. Two outer joints of antennæ closely united; front coxæ widely separated; hind coxal plates wider on the outer side; mesosternum depressed. XIII. EUPACTUS.



- cc.* Two outer joints of antennæ normally separated; front coxæ contiguous; hind coxal plates narrow and parallel; mesosternum strongly elevated into a central keel which is horizontal and attains the level of the metasternum. TARECA.
- aa.* Front coxæ not expanded into apical plates, entirely shut in in repose; trochanter joined to the apex of the coxa.
- d.* Front coxæ contiguous or nearly so; head impressed or excavated beneath for the antennæ.
- c.* Punctures of elytra confused, not in rows; metasternum not lobed in front; epipleuræ without small pits for the reception of hind knees; antennæ 10-jointed. XIV. CATORAMA.
- cc.* Punctures of elytra in rows; metasternum apparently broadly lobed in front, on account of deep and narrow excavations for middle tarsi; epipleuræ with small pits for the hind knees; antennæ 9- or 11-jointed; pubescence more or less bristly. XV. PROTHECA.
- dd.* Front coxæ widely separated, antennæ received between them.
- f.* Prosternum produced behind into two long, slender, horn-like processes; antennæ 10-jointed; form oval, moderately elongate. XVI. DORCATOMA.
- ff.* Prosternum truncate and emarginate behind; antennæ 8-, 9- or 10-jointed.
- g.* Eyes minutely emarginate; elytra without striae on the disk; form broadly oval. XVII. EUTYLSTUS.
- gg.* Eyes deeply and acutely incised, the notch extending to or beyond the middle; form nearly globose. XVIII. CLENOCARA.

## XII. PETALIUM Lec. 1861 (Gr., "a leaf.")

Small, parallel more or less elongate, rather strongly convex species, having the antennæ 11-jointed, about one-third the length of body, joints 9 to 11 together as long or slightly longer than all preceding; thorax as wide as elytra and with a short curved, deeply impressed line on sides behind the front angles; strongly excavated beneath for the reception of the head: prosternum short, front coxæ widely separated; second ventral segment as long as the three following united.

### KEY TO INDIANA SPECIES OF PETALIUM.

- a.* Punctures of elytral rows strong, close-set and distinct quite to apex, the two lateral rows not much deeper than those on disk. 1665. SERIATUM.
- aa.* Punctures of elytral striae finer, less close-set and becoming nearly obsolete on apical third, the two lateral rows conspicuously deeper. 1666. BISTRIATUM.

1665 (—). *PETALIUM SERIATUM* Fall, Trans. Amer. Ent. Soc., XXXI, 1905, 215.

Moderately elongate. Brown, distinctly though sparsely pubescent. Head and thorax densely punctate throughout; the latter with disk a little prominent, with well-defined oblique impressions each side, its front margin

thickened and reflexed. Elytra punctate as mentioned in key, the intervals with fine, confused punctures. Width of front of head less than the vertical diameter of the eye in male; a little greater in female. Length 2–2.3 mm.

Vigo and Orange counties; scarce. May 14–June 1. Taken by sweeping vegetation in low ground. Larger and a little stouter than the next, always brown, never black as there, with the eyes relatively larger and the front narrower than in the corresponding sex of *bistriatum*.

1666 (5283). *PETALIUM BISTRIATUM* Say, Journ. Phil. Acad. Nat. Sci., V, 1825, 172; *ibid.* II, 281.

Moderately elongate, sides parallel. Black or dark reddish-brown, feebly shining, pubescence fine and sparse, legs and antennæ usually paler. Thorax with disk slightly elevated at middle, and with oblique impressions each side; front margin thickened and evidently reflexed, surface finely and densely punctured, hind angles sharply defined. Elytral striae not impressed except the two marginal ones, which are deeply so; intervals very finely and sparsely punctulate. Length 1.7–2 mm.

Throughout the State; frequent. June 1–July 12. Taken by sweeping or beating low vegetation.

### XIII. *EUPACTUS* Lec. 1861. (Gr., “well + joined.”)

Elongate-oval, very convex species, either glabrous or with very fine, short, appressed pubescence. Antennæ 11-jointed, first joint large, curved; second scarcely narrower and much smaller; third much narrower, elongate-triangular; fourth to eighth as wide as third; ninth much wider, compressed and equal to 3 to 8 united; tenth and eleventh closely united, forming an oblong mass, rounded at apex. Thorax narrowed in front, deeply excavated beneath, side margins very narrow, not visible from above; elytra irregularly punctate, very rarely with discal striae; first ventral segment deeply excavated throughout, segments 2 to 4 gradually decreasing in length, fifth longer.

1667 (5286). *EUPACTUS NITIDUS* Lec., Proc. Phil. Acad. Nat. Sci., 1865, 235.

Elongate-oval, strongly convex, not quite twice as long as wide. Black or dark reddish-brown, polished, surface entirely glabrous. Thorax strongly narrowed in front, sides nearly straight; punctuation simple, sparse and rather fine on disk, closer and coarser on sides. Elytra wholly without striae. Last ventral segment with a deep marginal impressed line or groove. Length 2–3 mm.

Knox and Posey counties; rare. July 2–July 3.

1668 (—), *EUPACTUS OBSOLETUS* Fall. Trans. Amer. Ent. Soc., XXXI, 1905, 220.

Narrowly oval, nearly two and a half times as long as wide. Brown, subopaque, finely and feebly pubescent. Thorax rather coarsely and closely punctate on sides, more finely at middle. Elytra with obsolete rows of closely placed punctures on disk; marginal striae two, feebly impressed and marked by punctures toward the base, with a short inner third stria composed of punctures. Length 2-3.5 mm.

Posey County; rare. July 9. A species of southern range.

*Theca profunda* Lec., elongate-oval, piceous, antennae, legs and abdomen reddish, length 2-2.5 mm., is known from Michigan.

#### XIV. CATORAMA Guer. 1850. (Gr., "downward" to view.)

A large genus of small, broadly to narrowly oval, convex species, clothed above and below with short appressed pubescence. Antennae 10-jointed; first joint larger, second much smaller, obconic; third to seventh very small, about as long as wide; eighth large, triangular, as long as the six preceding united; ninth similar to but slightly smaller than eighth; tenth longer, oval. Thorax evenly convex; moderately strongly curved each side at middle, sinuate each side, front angles acute, hind ones broadly rounded; elytra irregularly punctate, usually with two marginal striae extending from middle to apex, one or both of these often lacking. Metasternal process produced into a stout acuminate hook, curved backward and clasped by the mandibles in repose; first ventral segment excavated for the reception of the hind feet and nearly concealed by them; segments 2-4 decreasing a little in length, the fifth longer. Seven species have been taken in Indiana, while three additional ones may occur.

##### KEY TO INDIANA SPECIES OF CATORAMA.

- a.* Front tibiae with only a single well-defined groove on the outer face; metasternum not carinate; color varying from red-brown to piceous brown. VENTRALE.
- aa.* Front tibiae with two grooves on the outer face.
  - b.* Middle tibiae with an evident marginal groove.
    - c.* Metasternum carinate; form strongly elongate; color brown. 1669. PUNCTATUM.
    - cc.* Metasternum not carinate.
      - d.* Punctuation of upper surface fine and close throughout, coarser punctures absent; elytra piceous, head, thorax and under surface reddish-brown. 1670. BICHOUM.
      - dd.* Punctuation of elytra of two kinds, the surface finely punctulate with coarser punctures intermixed.

- c.* Color black or nearly so; punctuation relatively sparse; surface shining. 1671. NIGRITULUM.
- cc.* Color rufous to piceous, usually some shade of brown; punctuation closer; surface less shining.
- f.* Form more elongate, twice as long as wide; pubescence finer and shorter; profile not in the least gibbous. 1672. VEXATUM.
- ff.* Form more oval, about three-fifths as wide as long; pubescence more conspicuous. 1673. GRAVE.
- bb.* Middle tibiae without marginal groove.
- g.* Pubescence exceedingly short, sparse and indistinct; color chestnut brown to blackish. 1674. CASTANEUM.
- gg.* Pubescence normally developed.
- h.* Form evidently gibbous in profile, elytra not parallel; coarser punctures scarcely visible on any part. BOREALE.
- hh.* Form not gibbous in profile, elytra parallel.
- i.* Inner lateral stria of elytra feeble or indistinct; size smaller, under 2 mm., and more elongate; coarser punctures lacking. GRACILE.
- ii.* Lateral striae of elytra well developed; size medium, 2-2.7 mm.; coarser punctures evident on elytra and sides of thorax. 1675. CONFUSUM.

*C. ventrale* Lec., parallel, twice as long as wide, length 2-2.4 mm., has been recorded from Cincinnati.

1669 (5308). CATORAMA PUNCTATUM Lec., Proc. Phil. Acad. Nat. Sci., 1865, 240.

Elongate, subcylindrical, more than twice as long as wide. Uniform reddish-brown, rather finely and sparsely pubescent. Elytra densely and rather finely punctured. Front tibiae with two deep grooves, middle tibiae with one. Length 2.1-2.8 mm.

Marshall and Marion counties; rare. May 22-June 10. Ranges from Indiana south and southwestward.

1670 (—). CATORAMA DICHROMUM Fall, Trans. Amer. Entom. Soc., XXXI, 1905, 240.

Oblong-elliptical, twice as long as wide. Piceous brown; head, thorax and ventral surface reddish-brown. Upper surface finely, evenly and rather closely punctulate throughout. Eighth antennal joint broadly subquadrate, triangular, nearly as wide as long. Metasternum with coarser and fine punctures intermingled, the former reaching the sides. Length 1.8-2.5 mm.

Marion County; scarce. April 6.

1671 (5318). CATORAMA NIGRITULUM Lec., Proc. Phil. Acad. Nat. Sci., 1865, 241.

Elongate-oval, moderately robust, less than twice as long as wide, not narrowed behind. Black or piceous; pubescence sparse and very fine. Head and thorax finely, closely and evenly punctulate without intermixed coarser punctures. Elytra finely punctulate with scattered larger punctures. Eighth antennal joint broadly triangular. Length 1.7-2.4 mm.

Vermillion and Lawrence counties; scarce. May 24-June 13.

1672 (—). *CATORAMA VEXATUM* Fall, Trans. Amer. Ent. Soc., XXXI, 1905, 245.

Oblong-elliptical, twice as long as wide; pubescence fine and rather sparse. Brown, nearly uniform. Coarser punctures variable, but usually moderate in size and not prominent. Eighth antennal joint slightly longer than wide, quadrate-triangular. Metasternum punctured from side to side. Length 2.5–3.5 mm.

Knox, Orange and Crawford counties; scarce. May 28–July 26. Resembles *grave* closely, but distinctly more elongate, with sparser, shorter pubescence, less flattened eyes and without impressed front.

1673 (5309). *CATORAMA GRAVE* Lec., Proc. Phil. Acad. Nat. Sci., 1858, 72.

Oblong-elliptical, quite robust, slightly less than three-fifths as wide as long. Uniform dark brown; pubescence rather plentiful but not concealing the punctation; coarser punctures distinct throughout, moderate in size. Eighth antennal joint triangular, a little longer than wide. Length 2.5–3.5 mm.

Posey County; rare. May 11–June 4. Our largest and most robust species of the genus. It and the other species are mostly taken by beating vegetation.

1674 (10,155). *CATORAMA CASTANEUM* Hamilton, Can. Ent., 1893, 307.

Oblong-elliptical, distinctly more than half as wide as long. Dark reddish or chestnut brown, highly polished; pubescence of elytra very short and sparse. Thorax finely and sparsely punctulate at middle, more coarsely on sides. Elytra with coarser punctures evenly distributed on disk but showing a tendency to be in rows on sides. Eighth antennal joint triangular and as wide as long in female, transverse and subquadrate in male. Length 1.5–2.5 mm.

Lake, Kosciusko and Tippecanoe counties; scarce. June 11–July 12. Readily known by its color and shining surface. Occurs on huckleberry (*Vaccinium*) and other low bushes.

*C. boreale* Lec., piceous, length 2.3–3 mm., is recorded from Michigan and Ohio, and *C. gracile* Fall, reddish-brown, length 1.7 mm., was described from near Cincinnati.

1675 (—). *CATORAMA CONFUSUM* Fall, Trans. Amer. Ent. Soc., XXXI, 1905, 252.

Oblong-elliptical, about three-fifths as wide as long. Dark piceous brown, pubescence medium in length; coarser punctures numerous and rather large at the sides of the thorax and on the elytra. Eighth antennal joint quadrate-triangular, little more than one-fourth longer than wide. Metasternum rather strongly punctate at middle, the sides without punctures. Length 2–2.7 mm. (Fig. 348.)




FIG. 348. 10 $\times$ . (Original.)

Throughout the State; frequent. April 26–July 4. Beaten from low vegetation along roadsides.

## XV. PROTHECA Lec. 1865. (Gr., "first + case or box.")

Oblong-oval species clothed with semierect pubescence; thorax wider than long, gradually narrowed in front, sides nearly straight, hind angles rounded, front angles rectangular and sharply defined. Two species are known, one of which has been taken in the State, while the other probably occurs.

## KEY TO SPECIES OF PROTHECA.

- a.* Antennæ 9-jointed; punctures of elytral series coarser, distinct to apex.  
1676. PUBERULA.  
*aa.* Antennæ 11-jointed; punctures of elytral rows fine, obsolete behind the  
middle. HISPIDA.

1676 (5319). PROTHECA PUBERULA Lec., Proc. Phil. Acad. Nat. Sci., 1865, 241.

Oval, less than twice as long as wide. Dark brown, moderately shining; pubescence inclined, fine and rather sparse. Antennæ 9-jointed, the seventh to ninth joints forming a broad club, longer than the preceding united. Thorax rather coarsely but not deeply punctate, the punctures closer on the sides. Scutellum as long as wide. Elytra feebly striate, the punctures of the striae rather coarse and close. Length 1.7-2.2 mm.

Marion and Knox counties; rare. June 8-November 17. Taken on the later date by sifting.

*P. hispida* Lec., brown, length 1.6-2.4 mm., is recorded from Ohio and Michigan.

## XVI. DORCATOMA Herbst. 1792. (Gr., "deer + joints.")

Small oval or moderately elongate convex species, having the antennæ 10-jointed, the first joint large, ear-shaped; second much smaller, dilated at middle; third to seventh narrower and very small; eighth to tenth forming a broad club, much longer than all the preceding; the tenth oval, one-third longer than ninth, more or less curved and rounded at tip. (Fig. 3, No. 6.) Thorax evenly convex, sides nearly straight. Prosteronum short, concave, produced behind into two long more or less widely separated horn-like processes which fit into cavities in the mesosternum, these visible only when insect is unfolded. Elytra with two nearly entire marginal striae and sometimes a short basal third stria. Two of the three known species occur in Indiana.

## KEY TO INDIANA SPECIES OF DORCATOMA.

- a.* Pubescence erect; size smaller, not over 2 mm.; elytra finely punctate.  
1677. SETULOSUM.  
*aa.* Pubescence of upper surface recumbent; size larger, 2.5-3 mm.; elytra  
more coarsely punctate. 1678. DRESDENSIS.

1677 (5321). *DORCATOMA SETULOSUM* Lec., Proc. Phil. Acad. Nat. Sci., 1865, 242.

Oval, moderately elongate. Black, shining; pubescence sparse, short, erect; antennae and legs paler. Head and thorax finely and sparsely punctate. Elytra with somewhat coarse punctures in more or less regular rows; submarginal striae two. Under surface finely punctate. Length 1.7-2 mm.

Throughout the State; scarce. June 3-July 2.

1678 (5323). *DORCATOMA DRESDENSIS* Herbst., *Kafer*, IV, 1792, 104.

Oval, moderately elongate, convex. Black, shining, clothed with fine, recumbent grayish pubescence; tibiae more or less reddish; antennae and tarsi paler. Joints of antennal club emarginate on their apical edge in female, so deeply emarginate as to become branched in male. Thorax short, with sides strongly convergent and nearly straight; surface finely punctate. Elytra with well marked trace of third lateral stria; surface with punctures distinctly coarser and usually closer than those of thorax. Length 2.5-3 mm.

Knox County; rare. June 9-July 9.

#### XVII. *EUTYLISTUS* Fall, 1905.

Form more broadly oval than in *Dorcato*, the prosternum broadly truncate and notched behind and the fifth ventral segment relatively longer. The antennae vary in the number of joints present, there being from eight to ten, according to species. But one species has been taken in Indiana, though another probably occurs.

1679 (5330). *EUTYLISTUS INTERMEDIUS* Lec., Proc. Phil. Acad. Nat. Sci., XVII, 1878, 411.

Broadly oval. Black, shining, sparsely clothed with suberect grayish pubescence; mouth and legs more or less reddish-brown. Head sparsely punctulate; thorax finely but more closely punctate. Elytra with irregular rows of rather strong punctures and with two entire lateral striae, which are nearly equally deep from base to apex. Ventral segments finely and rather closely punctate, their sutures deep and scarcely or feebly curved at middle. Length 1.7-2.2 mm.

Vermillion, Putnam, Knox and Lawrence counties; scarce. June 8-July 4. Antennae 8-jointed.

*E. incomplus* Lec., brown or piceous, elytra finely and closely punctate in longitudinal bands, length 2.2-2.5 mm., is known from Michigan and Illinois. Antennae 10-jointed.

#### XVIII. *CENOCARA* Thom., 1859. (Gr., "ordinary" beetle.)

Easily separated by their more globose form, deeply incised eyes and second joint of antennal club, which is here narrow and but

feebly dilated at apex instead of broadly triangular. The lateral striae of elytra consist of two nearly complete outer and a third inner basal stria which scarcely reaches the middle; antennae 9-jointed. But two have been taken in the State, though two others perhaps occur.

## KEY TO INDIANA SPECIES OF CENOCARA.

- a.* Pubescence relatively short and much inclined; antennal club in male blackish, in female pale. SCYMNOIDES.  
*aa.* Pubescence longer and erect; antennae pale in both sexes.  
*b.* Eyes of male but little larger than in female, deeply, acutely incised or nearly divided in both sexes; last joint of palpi broadly triangular; punctuation rather sparse and coarse. 1680. OCLATA.  
*bb.* Eyes of male larger than in female, the front narrower than longest diameter of the eye.  
*c.* Last antennal joint of male scythe-shaped, the tip acutely pointed; color black, head and thorax dark rufous. 1681. BICOLOR.  
*cc.* Last antennal joint of male not curved; last joint of maxillary palpi slender, subparallel. TENUIPALPA.

*C. scymnoides* Lec., black, length 1.8–2.3 mm., ranges from New England to Montana.

1680 (5326). *CENOCARA OCLATA* Say, Long's Exped. St. Peters, II, 1824, 273; *ibid.* I, 180.

Rounded-oval, strongly convex. Black, polished; head frequently rufous; antennae and legs reddish-brown; pubescence grayish-yellow. Seventh joint of male antennae as long as the five preceding, strongly produced on its inner side; eighth nearly as long as the width of seventh; ninth four times as long as wide, its outer edge broadly curved. Thorax sparsely and finely punctate at middle, more coarsely and densely at sides. Elytral punctures coarser than those of thorax. Fifth ventral segment as long as third and fourth united. Length 1.7–2.2 mm.

Throughout the State; frequent. May 29–August 10. Occurs on low vegetation in damp localities; also in small puffballs (*Lycopodon*).

1681 (—). *CENOCARA BICOLOR* Germ., *Ins. Sp. Nov.*, 1824, 19.

Form of *oculata*, pubescence less distinctly yellowish. Black; head and thorax dark reddish-brown. Male with seventh antennal joint nearly as strongly produced as in *oculata*, the terminal joint scimitar-shaped; eyes larger, the front of head less than their longest diameter, cleft only to middle. Female with seventh joint triangular, the terminal one scarcely curved; eyes smaller, widely separated and nearly divided as in *oculata*. Length 1.5–2 mm.

Lake and Knox counties; rare. May 29–July 2. Occurs throughout the eastern United States.

*C. tenuipalpa* Fall, form and color of *oculata*, length 1.3–1.8 mm., was described from Michigan and Illinois.



## Tribe VI. PTHILININI.

This tribe is composed of a single genus, separated from those preceding mainly by the characters given in the tribal key. The head is deflexed, less retractile than in the preceding group; antennae 11-jointed, serrate in female and branched in male.

## XIX. PTHILINUS Geoff. 1761. (Gr., "feather.")

Small cylindrical species, covered with short, fine appressed pubescence. The antennae of male have the third joint elongate-cylindrical, with a basal process as long as the joint itself, and joints 4 to 10 strongly flabellate or with long flat processes folding like a fan; tarsi as long as the tibiae, with the first joint as long as the two or three following. Two species have been taken in Indiana, while another probably occurs.

## KEY TO INDIANA SPECIES OF PTHILINUS.

- a.* Side margin of thorax fine but well defined and even throughout; subapical transverse carina of last ventral segment distinct.  
1682. RUFICORNIS.
- aa.* Side margin of thorax irregularly granulate-serrate and not well defined; subapical ventral carina nearly or entirely wanting.
- b.* Thorax equal to the elytra in width; branch of fourth antennal joint of male scarcely three times the length of joint; scutellum elongate, finely and densely rugose.  
LOBATUS.
- bb.* Thorax a little narrower than elytra; branch of fourth joint nearly five times the length of joint; scutellum quadrate, coarsely rugose.  
1683. PRUCINOSUS.

1682 (5332). PTHILINUS RUFICORNIS Say, Journ. Phil. Acad. Nat. Sci., 11, 1823, 186; *ibid.*, 11, 119.

Cylindrical, elytra not wider than thorax. Black or piceous, opaque, usually paler in female; antennae and legs reddish-yellow, thighs often darker. Branch of fourth joint of male antennae six or seven times the length of joint. Thorax slightly wider than elytra, widest before the base, sides broadly curved, hind angles rounded, front ones rectangular, front margin rather strongly rounded, narrowly reflexed at middle; surface finely granulose at base, more coarsely in apical half; median line feebly impressed, terminating at base in a feeble, smooth protuberance. Elytra a little more than twice as long as thorax and a little less than twice as long as wide, finely scabrous and rather closely and distinctly punctured. Length ♂ 4.5 mm.

Throughout the State; frequent. May 11–December 25. Occurs on dead branches of oak and maple, into which the larvae bore.

*P. lobatus* Casey, dark piceo-castaneous, antennae paler, length 3.5 mm., is recorded from Ohio.

1683 (—), *PTILINUS PRINOSUS* Casey, *JOURNAL N. Y. ENT. SOC.*, VI, 1898, 63.

Form of *ruficornis*. Uniform black, opaque, antennæ and legs reddish-brown. Branch of third antennal joint one-half longer than the joint. Thorax a little narrower than elytra, the side margins plainly serrulate throughout, median line finely impressed its full length, the small basal smooth protuberance obsolete. Elytra three-fourths longer than wide, male, or scarcely three-fifths longer than wide, female. Length 3-3.5 mm.

Lake County; rare. May 20. Casey's types were from "Indiana" and Fall recognizes the species from Ontario.

## Family XLIV. BOSTRICHIDÆ.

### THE POWDER-POST BEETLES.

This family, as here limited, consists of elongate, robust or slender species having the antennæ 9- to 11-jointed, inserted at the sides of the front; eyes small; labrum distinct; elytra entire; abdomen with five free ventral segments; front coxæ prominent, contiguous, but little extended transversely; tarsi 5-jointed, the first joint very short and imperfectly separated from the second. All the species live in dry wood, either in cylindrical burrows or beneath the bark, and sometimes in such numbers that the timber is wholly destroyed by them. About 45 species of the family are known from North America. These are divided among two subfamilies, both of which are represented in the State. They differ widely in character and are placed together more for convenience and similarity of habits than on structural grounds.

The principal papers treating of the North American species of these subfamilies are as follows:

*Horn*.—"Revision of the Species of the subfamily Bostrichidæ of the United States," in *Proc. Amer. Phil. Soc.*, XVII, 1878, 540-555.

*Casey*.—"Coleopterological Notes—III," in *Ann. N. Y. Acad. Sci.*, VI, 1891, 12-16. A synoptical table of the genus *Lyctus* is given.

#### KEY TO SUBFAMILIES OF BOSTRICHIDÆ.

- a.* First ventral segment scarcely longer than those which follow; antennal club 3- or 4-jointed. Subfamily I. BOSTRICHINÆ, p. 886.  
*aa.* First ventral segment much longer than the others; antennal club two-jointed. Subfamily II. LYCTINÆ, p. 891.

### Subfamily I. BOSTRICHINÆ.

Rather robust, oblong or elongate species, having the head usually deflexed and protected by the thorax; antennæ widely separated and inserted immediately in front of the eyes, upon or under

the frontal margin, the three outer joints always larger; front coxæ large, globose, subconical; spurs of middle and hind tibiae distinct; front tibiae usually serrate and terminated by one long spur; first joint of tarsi short, sometimes obsolete; fifth joint long, with simple claws. Four genera are represented in the collection at hand, while another probably occurs in the State.

## KEY TO INDIANA GENERA OF BOSYRICHINÆ.

- a.* Thorax with distinct and entire side margins; head covered in part by the thorax. I. ENDECATOMUS.  
*aa.* Thorax without side margins; head entirely covered by the thorax, the latter usually roughened in front by small elevations.  
*b.* Intermediate joints of antennæ shorter than the first and second; tarsi long, slender, first joint very short. II. SIXOXYLON.  
*bb.* Intermediate joints of antennæ longer than the first and second.  
*c.* Tarsi as long as the tibiae, slender, second joint long.  
*d.* Front margined, at the sides at least. III. BOSYRICHUS.  
*dd.* Front not margined. IV. AMPHICERUS.  
*cc.* Tarsi short, second joint not elongated. V. DYNODERUS.

## I. ENDECATOMUS Mellié, 1847. (Gr., "eleven-joint.")

Head in great part covered by the thorax, the latter margined from base to tip; antennæ 11-jointed, with a loosely united 3-jointed club; terminal spur of front tibiae large and hooked; last joint of tarsi very long. Two species are known from the Eastern United States, both of which occur in Indiana.

## KEY TO SPECIES OF ENDECATOMUS.

- a.* Under surface conspicuously granulate; male with two small tubercles in front. 1684. RETICULATUS.  
*aa.* Under surface obsoletely granulate; male without frontal tubercles. 1685. RUGOSUS.

1684 (5336). ENDECATOMUS RETICULATUS Hbst., Kafer, V, 70.

Elongate, rather slender. Dull reddish-brown, rather thickly clothed with yellowish hair. Thorax broadly arched, sides rounded, disk with a median impressed line, both it and the elytra granulate and pubescent as in *rugosus*. Length 4.5 mm.

Two in Webster collection labelled "Ind." Said to be an introduced European species. Paler and more slender than *rugosus*, and less densely pubescent above.

\*1685 (5337). ENDECATOMUS RUGOSUS Rand., Bost. Journ. Nat. Hist., II, 1838, 26.

Elongate-oblong. Dark or piceous brown, opaque, covered with tufts of pale brown, wool-like hairs. Thorax rather closely and coarsely granu-

late. Elytra with small granules arranged in a network of lines, the spaces between them smooth, their summits with pale brown hairs. Length 4-4.5 mm.

Southern half of State; common. March 9-December 21. Hibernates. Occurs on woody fungi and beneath bark of trees and shrubs; also at maple sap in spring.

## II. SINOXYLON Duft. 1825. (Gr., "harm + wood.")

Cylindrical beetles having the head completely concealed from above by the thorax, which is truncate in front, with the apical half covered with small tubercles; elytra obliquely truncate behind, their surface punctate. One of the eleven species occurs in the eastern United States and Indiana.

1686 (5339). SINOXYLON BASILARE Say, Journ. Phil. Acad. Nat. Sci., III, 1823, 121; *ibid.* II, 181.

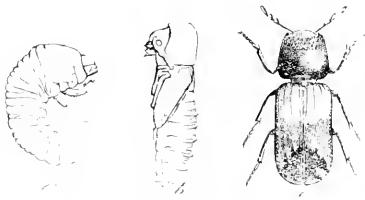


Fig. 349. *a*, larva; *b*, pupa; *c*, beetle.  
(After Riley.)

Cylindrical. Black; elytra dull red-dish-yellow on basal third. Antenna 10-jointed; last two joints of maxillary palpi equal. Thorax very convex, sloping downward on apical half, angles rounded; surface densely punctate, and with numerous small tubercles in front. Elytra bent downward nearly at right angles on apical fourth, with three tubercles on each side of the declivity, the latter coarsely punctured. Length 5.5-6 mm. (Fig. 349.)

latter coarsely punctured. Length 5.5-6 mm. (Fig. 349.)

Fayette, Lawrence and Posey counties; scarce. May 23-August 23. Occurs beneath the bark of hickory, to the wood of which it is said to be very destructive.

## III. BOSTRICHIUS Geoff. 1764. (Gr., "hooked + hair.")

Elongate, subcylindrical species, having the joints of the antennal club short, subglobose; hind angles of the thorax acute and prominent. Three of the five known species have been taken in the State.

### KEY TO INDIANA SPECIES OF BOSTRICHIUS.

- a*. Thorax with two hooked processes in front.
- b*. Elytra with two costae, the surface clothed with patches of small appressed scales. 1687. BICORNIS.
- bb*. Elytra with one short basal costa, the surface clothed with hairs which are unevenly disposed in clusters. 1688. ARMIGER.
- aa*. Thorax in front simply truncate; pubescence of elytra in spots irregularly arranged; elytra without traces of ridges. 1689. TRUNCATICOLLIS.

1687 (5350). *BOSTRICHUS BICORNIS* Web., Obs. Ent., 1801, 91.

Elongate, subcylindrical. Piceous, subopaque, clothed with yellowish scales arranged in irregular patches. Thorax prolonged in front in two hooked processes which are serrate, the apex between them truncate; apical region roughly granulate, basal half with smaller granules, median line distinctly impressed. Elytra bicostate, the inner costa stronger; surface densely and coarsely punctured and clothed with yellowish scales in patches; tips in male with an acute subsutural spine. Length 7-12 mm. (Fig. 350.)

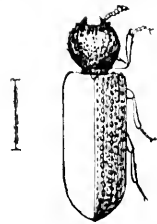


Fig. 350. (After Packard in Fifth Rep. U. S. Ent. Comm.)

Throughout the State; frequent. June 4-September 20. Occurs beneath bark and in old fungi.

1688 (5351). *BOSTRICHUS ARMIGER* Lec., New Spec. N. Am. Col., 1866, 100.

Form of *bicornis*, which it closely resembles. Elytra with trace of inner costa at base; intervals tuberculate, especially near the suture; surface clothed with longer hair-like scales arranged in patches. Length 7.5-9 mm.

Lake County; rare. July 21. Taken by Dury at Cincinnati. Probably throughout the State.

1689 (5352). *BOSTRICHUS TRUNCATICOLLIS* Lec., New Spec. N. Am. Col., 1, 1866, 101.

Elongate, subcylindrical. Piceous, subopaque. Thorax slightly longer than wide, apex seen from above, truncate, without processes; otherwise as in *bicornis*. Elytra without costae or tubercles, surface densely and coarsely punctured and clothed with patches of yellowish appressed hairs. Length 7.5-10 mm.

Wells, Marion and Putnam counties; scarce. June 4-July 5. Occurs beneath bark, especially that of sycamore.

#### IV. *AMPHICERUS* Lec., 1861. (Gr., "on both sides + horn.")

This genus differs from *Bostrichus* by having the front of head not margined; joints of antennal club strongly compressed and deeply bistriate from the apical margin; hind angles of thorax rounded. One of the seven species occurs in Indiana.

1690 (5356). *AMPHICERUS BICAUDATUS* Say, Journ. Phil. Acad. Nat. Sci., III, 1823, 320; *ibid.* II, 180.

Cylindrical, moderately elongate. Piceous-brown, sparsely clothed with recumbent pubescence. Thorax as long as wide, strongly sloping before and behind, the front portion with many small tubercles and with two larger hook-like processes; the basal half granulate. Elytra rather coarsely and irregularly punctured, strongly sloping on apical fourth, the declivity oblique, coarsely punctured, with moderately long processes each side in male. Length 6.5-9 mm.

Casey mentions Indiana as one of the localities from which his specimens came. Horn states that it occurs "everywhere east of the Rocky Mountains." I have not seen it from the State. The mature beetle is said to bore for feeding purposes in living twigs of fruit trees and grape vines, never, however, ovipositing in such twigs, but living as larvæ in the dead and dry wood of forest trees.

V. *DINODERUS* Steph. 1830. (Gr., "huge + neck.")

Species of cylindrical form having the tarsi short, the four basal joints each about the same length and together nearly equal to the fifth. The declivity of the elytra is normally convex, though sometimes flattened. Four of the eight known species may occur in Indiana, though but two of them have been taken.

KEY TO INDIANA SPECIES OF *DINODERUS*.

- a.* Declivity of elytra convex, not acutely margined.  
*b.* Margin of thorax coarsely serrate.  
*c.* Head shining, smooth, granules small, flat; elytra polished or strongly shining. SUBSTRIATUS.  
*cc.* Head opaque, rather roughly granulate; elytra opaque. 1691. PORCATUS.  
*bb.* Margin of thorax feebly serrate; elytral punctures in regular rows; color pale reddish- or chestnut-brown. PUSILLUS.  
*aa.* Declivity of elytra more or less flattened and acutely margined, the marginal ridges short; second joint of antennæ as slender as the third. 1692. PUNCTATUS.

1691 (5358). *DINODERUS PORCATUS* Lec., New Spec. N. Amer. Col., 1866, 101.

Elongate, cylindrical. Brownish, opaque, sparsely clothed with short erect hair. Front opaque, roughly granulate. Thorax as long as wide, slightly narrowed in front, margin conspicuously serrate; disk in front with spiniform tubercles; its basal half rather densely tuberculate and with a fine, smooth median line. Elytra with tubercles in rows. Length 3.5 mm.

Lawrence County; rare. May 23. Probably throughout the State.

1692 (5363). *DINODERUS PUNCTATUS* Say, Journ. Phil. Acad. Nat. Sci., V, 1826, 258; *ibid.* II, 320.

Elongate, cylindrical. Piceous or blackish-brown, sparsely pubescent. Thorax a little longer than wide, narrowed in front, margin very feebly serrate, tuberculate as in *porcatus*. Elytra densely and irregularly coarsely punctate; intervals not elevated; declivity feebly convex, acutely margined at sides of apex. Length 4.5 mm.

Taken by Dury at Cincinnati. Casey's specimens were in part from Indiana. Not represented in the collection at hand.

*D. substriatus* Payk., piceous, length 4-4.5 mm., is said to occur in the Northern States and Canada; *D. pusillus* Fab., length 3 mm., is an introduced species which probably occurs throughout the United States.

### Subfamily II. LYCTINAE.

Elongate slender species, having the head prominent, somewhat narrowed behind the eyes, not covered by the thorax, which is trapezoidal in form and has fine side margins; antennae 11-jointed, with rounded club composed of two joints; front coxae entirely enclosed and separated by the prosternum; hind ones widely separated; first ventral segment much longer than any of the others. The subfamily is represented by but one genus, *Trogorylon* Lee, having been merged with *Lychus* by Casey.\*

### VI. LYCTUS Fab. 1792. (A proper name.)

The characters of the subfamily *Lyctinae* as above given apply to the members of this genus. Four of the nine known North American species have been taken in the State.

#### KEY TO INDIANA SPECIES OF LYCTUS.

- a.* Elytra with rows of large rounded, very shallow punctures; intervals with a single row of punctures bearing yellowish hairs, which form slightly raised lines; thorax with an elongate-oval median impression. 1693. STRIATUS.
- aa.* Elytra with smaller deeper punctures, usually arranged in more or less distinct rows; thorax rarely with a median impression.
- b.* Thorax longer than wide, the front angles rounded. 1694. OPACULUS.
- bb.* Thorax not longer than wide.
- c.* Front angles of thorax rounded; punctures of elytra in rows; color piceous black. 1695. PLANICOLLIS.
- cc.* Front angles of thorax not rounded; punctures of elytra very fine and dense, arranged irregularly. 1696. PARALLELOPIPIDUS.

1693 (5374). LYCTUS STRIATUS Melsh., Proc. Phil. Acad. Nat. Sci., II, 1844, 112.

Elongate, slender. Dull reddish-brown, sparsely clothed with yellowish pubescence. Thorax nearly square, slightly narrowed behind, sides straight nearly to apex; front angles rounded, hind angles distinct, surface coarsely punctate, with a smoother median impression. Surface of elytra as described in key. Length 3.5-5 mm.

Marion and Vigo counties; frequent. April 25-May 22. Bred from stems of hickory. Probably occurs throughout the State.

\*Ann. N. Y. Acad. Sci., VI, 1891, 12.

1691 (5375). *LYCTUS OPACULUS* Lec., New Sp. N. Am. Col., 1866, 103.




Fig. 351. (Original.)

Elongate, slender, subcylindrical. Blackish-piceous or dark reddish-brown, very sparsely clothed with yellowish hairs; head and thorax usually darker than elytra. Thorax distinctly longer than wide, much narrower than elytra, densely and coarsely punctate; sides nearly straight, evenly rounded into the front margin. Elytra with rather coarse deep punctures arranged in regular rows. Length 3.5-4.5 mm. (Fig. 351.)

Throughout the State; frequent. May 11-June 17. Occurs on dead limbs of oak and other trees.

1695 (5376). *LYCTUS PLANICOLLIS* Lec., Proc. Phil. Acad. Nat. Sci., 1858, 74.

Elongate, slender, subdepressed. Piceous-black, very sparsely and finely pubescent. Thorax as wide as long, slightly narrowed behind the middle, front angles rounded, hind angles rectangular, side margins very finely serrate; disk densely punctate, with an indistinct elongate median impression. Elytra with rows of fine punctures. Length 4.5-5.5 mm.

Posey County; rare. May 11. The thorax is wider, flatter and with a less distinct median impression and the punctures of elytra much finer and deeper than in *striatus*.

1696 (5376). *LYCTUS PARALLELOPIDUS* Melsh., Proc. Phil. Acad. Nat. Sci., II, 1844, 112.

Elongate, subparallel. Dull reddish-brown, clothed with fine yellowish pubescence. Thorax nearly quadrate, a little wider at apex than base, sides almost straight, front angles subsulcate, hind angles rectangular; surface, as well as that of head and thorax, very finely and densely punctured. Elytra nearly three times as long and but little wider than thorax, the sides nearly parallel. Length 3.5-4 mm.

Orange and Perry counties; frequent. May 16-June 1. Taken while boring into the skinned portion of the trunks of living honey-locust, *Gleditschia triacanthos* L. Smaller and much more slender than any of the other species.

#### Family XLV. CUPESIDÆ.

##### THE CUPESID BEETLES.

This small family is represented in the United States by but two genera and five species of elongate and somewhat flattened beetles, having the elytra entire, with rows of large square punctures and intermediate ribs, and the body covered with small scales. They occur beneath bark and about old frame or log houses.

The principal distinguishing characters of the family are the 11-jointed filiform, rigid antennæ inserted rather close together



upon the front; the tuberculate head, stretched out forward and suddenly constricted behind and attached to the thorax by a distinct neck; thorax small, quadrate, the side margins well defined; prosternum well defined with a slight point behind fitting into the mesosternum; front coxæ small, not prominent, their cavities transverse, open behind; mesosternum with the side pieces excavated for the middle legs; hind coxæ transverse, flat, sulcate behind, receiving the thighs in repose; abdomen with five free ventral segments; legs slender, contractile; tibiæ without terminal spurs, tarsi 5-jointed, spongy beneath, their claws simple.

The name of the family is based upon that of the typical genus, *Cupes*, which is derived from the Latin word of the same form meaning "dainty" or "fond of delicacies." Why Fabricius gave such a name to these beetles is not manifest, as the larvæ are said to breed in decaying wood.

The principal literature treating of the family is as follows:

*LeConte*.—"On the Cupesidae of North America," in *Trans. Amer. Entom. Soc.*, V, 1874, 87-88.

*Casey*.—"Synopsis of the Genus *Cupes*," in *Ann. N. Y. Acad. Sci.*, IX, 1897, 637-638.

One of the two genera is represented in the eastern United States by three species, one of which occurs in Indiana.

#### I. CUPES Fab. 1801. (NL., "fond of dainties.")

This genus has the flanks of the thorax excavated for the reception of the front legs and the eyes strongly convex.

1697 (5382). CUPES CONCOLOR Westwood, *Zool. Journ.*, V, 440.

Elongate, slender, subdepressed. Pale brownish or ashy gray, densely covered with small scales; elytra with darker brown oblong dashes or blotches, which form three indistinct undulated bands. Antennæ nearly as long as the body. Head with four feebly separated tubercles, with a narrow impressed line between them. Thorax wider than long, about half the width of elytra; disk with a median longitudinal carina and a deep impression each side; side margins abbreviated near the front and hind angles. Elytra with rows of large quadrate punctures; intervals convex, the alternate ones higher. Length 7-11 mm.

Lake, Wells, Putnam, Vigo and Posey counties, one specimen from each. June 22-July 25. One was taken from the cavity of a ripe apple, the others beneath bark. Say described it as *C. cinerea*, stating that he had obtained numerous specimens in the vicinity of New Harmony, where it was common about old frame houses.

Casey, *loc. cit.*, described as new *C. ocellatus* from Indiana, stating that it "differs from *concolor* by having the punctures of elytra narrow and elongate, antennæ less elongate and elytra more depressed, with subobsolete first costa." It is probably to be ranked as a variety only.

## Family XLVI. LYMEXYLONIDÆ.

### THE SHIP-TIMBER BEETLES.

This is another small family represented in North America by only three known species. They are elongated, narrow beetles with short serrate antennæ, which are 11-jointed and inserted at the sides of the head. Our species have the head deflexed, narrowed behind, the eyes large; maxillary palpi four-jointed, stout, very large and flabellate in the male; thorax with the side margins well defined; prosternum short; mesosternum large, flat; metasternum long, with narrow side pieces; elytra entire; front and middle coxæ conical, large, prominent, contiguous, their cavities open behind; hind coxæ transverse, prominent on the inner side; legs slender, moderately long, tibiæ with small terminal spurs; tarsi five-jointed, filiform, their claws simple.

The name of the typical genus, *Lymexylon*, is derived from two Greek words meaning "to ruin" and "wood," the larvæ of the best known European species, *L. navale*, causing great damage by boring small round holes in ship timber. The genera being monotypic, there is no literature other than the isolated descriptions of the species, two of which have been taken in Indiana, while another may occur.

#### KEY TO INDIANA GENERA OF LYMEXYLONIDÆ.

- a. Elytra entire; length 10 or more mm.
  - b. Top of head with a small deep line at middle; abdomen with six ventral segments. I. HYLECETUS.
  - bb. Top of head without visible line; abdomen with five ventral segments. II. LYMEXYLON.
- aa. Elytra a little shorter than abdomen; length less than 3 mm. MICROMALTIUS.

#### I. HYLECETUS Lat. 1806. (Gr., "wood + bed.")

This genus is represented in the eastern United States, including Indiana, by the single species:

1698 (5384). HYLECETUS LUGUBRIS Say, Bost. Journ. Nat. Hist., I, 1835, 166; *ibid.* II, 642.

Elongate, slender. Head, thorax and prosternum rufous; elytra and mesosternum black; abdomen and legs yellow; antennæ black, one to three

of the basal joints dull yellow. Body punctured, with short hairs; thorax with an indented line; scutell glabrous and carinate in the middle; elytra with slightly elevated lines. Length 10-12 mm.

The above is a modification of Say's original description. He took it from the vicinity of New Harmony, where he "observed it in considerable numbers on the 16th of April, flying about a prostrate sugar maple and running briskly upon it. It is infested by a species of "*Gamasus*," (mite). A variety has the elytra dull yellowish on the basal half. Not represented in the collection at hand.

## II. LYMEXYLOX Fab. 1775. (Gr., "destroyer of wood.")

This genus is also represented in the eastern United States by but one species.

1699 (5385). LYMEXYLOX SERICUM Haff., Ins. Mass., 1838, 52.

Elongate, slender, subcylindrical. Picaceous brown, clothed with very fine, silky, yellowish pubescence; antennae, under surface, tibiae and tarsi, paler. Antennae short, half the length of head and thorax; third joint longest, 5th to 10th bead-like. Thorax twice as long as wide, broadly rounded in front, hind angles rectangular; disk strongly convex on basal half, surface densely and rather coarsely punctured. Elytra with sides nearly parallel, their surface finely, densely and irregularly punctate. Length 11-13.5 mm. (Fig. 352.)

Lake and Crawford counties; rare. June 29-July 21. Taken from beneath loose bark of oak logs.

*Micromalthus debilis* Lec., elongate, picaceous, shining, antennae and legs yellow, length 2.2 mm., was described from Detroit, Michigan, where it occurred in August in decaying wood.




Fig. 352. (Original.)

## Family XLVII. CIOIDE.

### THE MINUTE TREE-FUNGUS BEETLES.

Very small, subcylindrical black or brownish beetles, rarely exceeding 3 mm. in length, and having the head retracted, but not entirely concealed by the prolonged thorax. In the males of some species the head and front margin of thorax are ornamented with small, horn-like processes. The family name comes from that of the

typical genus, *Cis*, which is from a Greek word meaning "a worm in wood or grain." The beetles are mostly found under the bark of trees and in dry and woody species of fungi, and are usually gregarious. Some species occur in houses and are injurious in the larval stage to books, furniture and old woodwork, which they pierce with small round holes. The grubs which prey upon books are known as "book-worms."

The principal characters by which the Cioideæ may be known are the 8- to 10-jointed antennæ (11-jointed in one genus), inserted at the front margin of the eyes, the last three joints larger, forming a loose club; eyes rounded, somewhat granulate; thorax with side margins distinct, cylindrical, rounded in front, and frequently prolonged over the head. Elytra entirely covering the abdomen, the latter with five free ventral segments, the first longer than the others; front and middle coxæ oval, not prominent, without trochantins, the cavities small, separate, narrowly closed behind; legs moderately short; tarsi four-jointed, joints 1-3 very short, equal, fourth long with simple claws.

The principal available paper treating of the North American species is that by

*Casey*.—"Studies in the Ptinidæ, Cioidæ and Splindidæ of America," in *Journ. N. Y. Entom. Soc.*, VI, 1898, 61-93.

Of the nine genera recognized by Casey, representatives of seven have been taken in Indiana.

KEY TO INDIANA GENERA OF CIOIDE.

- a. Antennæ with last three joints larger, forming a loose club.
  - b. Antennæ 10-jointed.
    - c. Prosternum simple or nearly so.
      - d. Body with distinct erect bristly hairs; front tibiæ usually produced and toothed on outer side at apex. I. *Cis*.
      - dd. Body glabrous or minutely pubescent; front tibiæ not toothed or produced; body elongate; head and thorax simple in male. II. *ORTHOCTIS*.
    - cc. Prosternum carinate along the middle; body either glabrous or with short decumbent pubescence. III. *NESTOCIS*.
  - bb. Antennæ 8- or 9-jointed; body glabrous.
    - c. Front tibiæ thickened and rounded on the outer side.
      - f. Antennæ 9-jointed; body narrow, cylindrical. IV. *ENNEARTHRON*.
      - ff. Antennæ 8-jointed. V. *CERACIS*.
    - cc. Front tibiæ narrowly triangular, the outer edge straight and minutely spinulose; antennæ 8-jointed. VI. *OCTOTEMNUS*.
- aa. Antennæ with joints 5 to 11 forming a large pectinate mass, 11-jointed; elytra sulcate. VII. *RHIPIDANDRUS*.

1. *Cis* Latr. 1798. (Gr., "a worm in wood.")

This genus is sufficiently characterized in the above table. Casey recognizes 22 species, mostly from the Western and Southern States, 19 of which he describes as new. Of these but four have been taken in Indiana, while three others are herewith described for the first time.

KEY TO INDIANA SPECIES OF *CIS*.

- a.* Hairs of elytra stiff and bristle-like, sometimes very short and subdepressed.
- b.* Elytra deeply punctured throughout, some or all of the punctures arranged in rows; apical angles of thorax obsolete; body narrow, parallel.
- c.* Elytral punctures deep, nearly uniform in size, all bearing hairs; color dark reddish-brown or piceous. 1700. *CREBERRIMUS*.
- cc.* Elytral punctuation dual, consisting of finer, deeper, seta-bearing punctures, with larger shallow nude punctures intermixed; color black, shining. 1701. *FALLI*.
- bb.* Elytra with none of the punctures arranged in regular rows; usually with larger shallow ones mingled with smaller and deeper ones, which bear the setae.
- d.* Elytra with distinct stiff yellowish bristle-like hairs arranged in rows; body stouter, more convex.
- e.* Thorax of male without a prominent suberect lobe in front.
- f.* Elytra rugulose, the punctures indistinct; third joint of antennae longer than fourth. 1702. *FUSCIPES*.
- ff.* Elytra but slightly rugulose, the large shallow punctures very evident; third joint of antennae equal to the fourth. 1703. *CHEVROLATHI*.
- cc.* Thorax of male with a prominent suberect lobe in front; clypeus with two distinct triangular teeth. 1704. *CORNUTUS*.
- dd.* Elytra with very short, scarcely evident, bristles; body narrow, parallel. 1705. *CONFUSUS*.
- aa.* Hairs of elytra long, slender, not bristle-like, but erect and conspicuous; elytral punctures confused; last joint of maxillary palpi acutely pointed. 1706. *URSULINA*.

1700 (5388). *CIS* *CREBERRIMUS* Mellié, Ann. Ent. France, VI, 1848, 357.

Oblong, subcylindrical, narrow, parallel, more or less depressed. Dark reddish-brown; antennae and legs dull brownish-yellow. Thorax wider than long, sides feebly rounded into the front margin; surface densely and rather coarsely punctate. Elytra with prominent stiff and bristle-like yellowish hairs, arranged in rows; densely punctured, the punctures nearly uniform in size. Length 1.5-2 mm.

Southern half of State, frequent; Lake County, rare. March 4-October 1. Occurs on fungus-covered stumps beneath bark; taken also by sifting.

1701 (—). *CIS FALLI* sp. nov.

Broader, more convex than *excherrimus*. Black, shining; antennae and legs reddish-brown. Thorax with front margin broadly rounded and slightly prolonged, the surface much more coarsely punctate than in *excherrimus*. Elytra with pubescence shorter and much less distinct than in that species; the punctures differing in size, the larger ones, especially those close to the suture, forming indefinite rows. Length 2-2.2 mm.

Marion and Posey counties; scarce. April 11-September 20. Taken beneath bark of wild cherry stump in open pasture; also in woody fungi, and debris of beech stumps.

1702 (5389). *CIS FUSCIPES* Mellié, Ann. Entom. France, VI, 1848, 271.

Oblong, subcylindrical, convex. Piceous black to dark reddish-brown, feebly shining, antennae and legs paler. Thorax one-half wider than long, the apex prolonged and broadly rounded over head, surface finely and evenly punctured. Elytral bristles moderate in length and in distinct rows; punctures fine, rather sparse and indistinct, being hidden by the small transverse wrinkles. Length 2.5-3 mm.

Southern half of State, common; less so in the northern counties. January 11-November 28. Occurs beneath bark of logs and in fungi.

1703 (5393). *CIS CHEVROLATI* Mellié, Ann. Entom. France, VI, 1848, 249.

Form and size of *fuscipes*. Dark chestnut brown, feebly shining; legs and antennae paler. Thorax with front angles distinct but less prominent than in *fuscipes*, surface finely and densely punctured. Larger punctures of elytra distinct, not in rows, the pubescence shorter and less prominent than in *fuscipes*. Length 3 mm.

Vigo County; rare. January 7. One specimen from beneath a chunk near the border of a swamp.

1704 (—). *CIS CORNUTUS* sp. nov.

Oblong, subcylindrical, robust. Dark reddish- or chestnut-brown, very thickly clothed with stiff, erect yellowish hairs; beneath piceous, the legs and antennae paler. Front concave; clypeus with two prominent triangular teeth, their tips obtuse. Thorax one-third broader than long, sides rounded; hind angles obtuse, front ones distinct, acute; disk convex, finely and rather sparsely punctured, and with a broad, slightly recurved and notched horn-like lobe arising from the front margin. Elytra with rather coarse deep punctures, none of them in rows. Length 2.2 mm. (Fig. 353.)




Fig. 353.  $\times 11$ .  
(Original.)

Described from a single male taken from a fungus-covered stump near Grand Chain, Posey County. April 9. More robust but a little shorter than *fuscipes*, with longer and more dense pubescence, and remarkable for the processes of clypeus and thorax.

1705 (—). *Cis confusus* sp. nov.

Resembles *creberrimus* in form and size. Piceous, the head and front of thorax tinged with reddish; legs, mouth parts and antennæ reddish-brown. Thorax very slightly broader than long, narrowed in front, sides strongly rounded into the base, front angles obtuse, disk coarsely, deeply and evenly punctured. Elytra more finely punctured than thorax, the punctures deep and evenly distributed, but not in rows; the bristles very short, scarcely distinct. Length 2 mm.

Marion and Perry counties; rare. April 4–October 31. Taken by sweeping low herbage. The front angles of the thorax are less prominent, its surface more coarsely punctured and the elytra are less rugose than in the common *fuscipes*.

1706 (—). *Cis ursulina* Casey, Journ. N. Y. Entom. Soc., VI, 1898, 83.

Oblong, subcylindrical, robust. Uniform chestnut brown, shining, sparsely clothed with long, slender hairs. Thorax convex, one-half wider than long; sides broadly rounded; disk finely and rather sparsely punctate, and in male bearing a short, emarginate lobe at apex. Elytra slightly wider and more than twice as long as thorax; more coarsely and sparsely punctured than there. Front tibiae simple at apex, not dilated or produced. Length 1.5 mm.

Crawford County; rare. May 25. Described from Alabama.

## II. *Orthocis* Casey, 1898. (Gr., "straight + *Cis*.")

Elongate, parallel, glabrous species having the elytral suture impressed and margined toward the tip; antennal club 3-jointed rather small and loose.

1707 (5400). *Orthocis punctatus* Mellié, Ann. Entom. France, VI, 1848, 337.

Elongate, subcylindrical. Black, shining; legs and antennæ reddish-brown. Thorax one-half wider than long, sides almost straight, distinctly margined; angles all rounded, apex broadly curved; disk finely, deeply and rather closely punctate. Elytra nearly twice as long as wide, finely, irregularly and rather sparsely punctate, each puncture with a very minute silvery hair. Length 2.5 mm.

Marshall County; rare. June 12. Sifted from debris of oak log.

## III. *Nestocis* Casey, 1898. (Gr., "smooth or dry + *Cis*.")

To this genus Casey ascribes five species, having the prosternum carinate and the front tibiae strongly oblique and acute on the outer side at apex. One of the five was described from Indiana.

1708 (—). *Nestocis levetei* Casey, Journ. N. Y. Entom. Soc., VI, 1898, 85.

Suboval, glabrous. Very dark reddish-brown, polished. Thorax two-fifths wider than long, simple and rounded at apex in both sexes; sides

rather distinctly and evenly curved, feebly convergent from base to apex, the margins very fine; surface minutely and rather sparsely punctured. Elytra less than one-half longer than wide, narrowly rounded at apex, very feebly rugulose, minutely and sparsely punctate. Length 1.5-2 mm.

Marion and Dubois counties; rare. April 4-October 31.

#### IV. ENNEARTHRON Mellié. 1847. (Gr., "nine + joints.")

Small, smooth, cylindrical species having the antennæ slender, with feeble club. The thorax of the male is armed at apex with two small, horn-like processes. Two species occur in Indiana.

1709 (5404). ENNEARTHRON THORACICORNE Ziegl., Proc. Phil. Acad. Nat. Sci., II, 1845, 270.

Oblong-cylindrical, robust. Dark reddish-brown, rather strongly shining; mouth parts, antennæ, tibiæ and tarsi paler. Front of clypeus in male elevated, slightly recurved and broadly emarginate. Thorax of male convex, sides rounded, surface finely and sparsely punctured; distinctly impressed behind the processes, which are rather short and divergent; of female less convex, more broadly rounded in front, slightly prolonged over the head. Elytra very finely punctured and rugulose. Length 1.5 mm.

Steuben, Marion, Jackson, Crawford and Posey counties; frequent. April 6-September 3. Occurs beneath moss and bark.

1710 (—). ENNEARTHRON OBLONGUS sp. nov.

More slender and parallel than the preceding. Piceous black, strongly shining. Thorax of male feebly impressed behind the processes, the latter longer and less divergent than in *thoracicorne*; thorax of female more strongly extended over the head; disk in both sexes finely alutaceous and more evenly and coarsely punctate than in *thoracicorne*. Elytra more coarsely and rugosely punctured. Length 1-1.5 mm.

Marion County; frequent locally. October 31-December 8. Taken in numbers from beneath dry, leathery fungi on dead beech trees.

#### V. CERACTIS Mellié. 1848. (Gr., "horn + worm.")

The members of this genus are very similar to those of *Ennearthron*, but the antennæ are only 8-jointed, one of the small joints near the middle being absent. One of the two species occurs in the State.

1711 (5406). CERACTIS SALLEI Mellié, Ann. Entom. France, VI, 377.

Oblong-cylindrical. Dull reddish-yellow; basal half of elytra blackish. Thorax slightly wider than long, sides broadly curved from base to the obtuse apical angles; disk rather finely and sparsely punctured and, in the male, armed with a moderately long process which is deeply sinuate at apex. Elytra as wide at base as thorax, about one-half longer than wide, finely, sparsely and irregularly punctured. Length 1.3 mm.



Jackson County; rare. April 12. Taken by Dury at Cincinnati and probably occurs sparingly throughout the southern third of the State, on fungus-covered logs.

VI. *OCTOTEMNUS* Mellié. 1847. (L., "eight + cut or joint.")

Differs from *Enncarthron* by the characters given in generic key and also by the more oval outline of body and absence of male sexual characters of head and thorax. One of the two species occurs in Indiana.

1712 (—). *OCTOTEMNUS LEVIS* Casey, Journ. N. Y. Ent. Soc., VI, 1898, 91.

Rather short and broadly oval, polished. Dull reddish-brown to blackish. Thorax but little wider than long, circularly rounded at apex, the sides feebly diverging to base; front and hind angles broadly rounded; surface finely, sparsely but distinctly punctured. Elytra one-half longer than wide, distinctly wider than thorax and barely twice as long; surface with a few scattered erect hairs on apical half, minutely and sparsely punctate. Length 1.3–1.6 mm.

Marion, Putnam and Posey counties; scarce. March 6–November 10. Probably hibernates. Taken from beneath moss on trunks of beech stumps.

VII. *RHIPIDANDRUS* Lec. 1862. (Gr., "a fan + male.")

This genus is represented in the eastern United States and Indiana by a single species, readily separated from other members of the family by the characters given in the key.

1713 (5407). *RHIPIDANDRUS PARADOXUS* Beauv., Ins. Afr. et Amer., 1805, 173.

Oblong-oval. Blackish or piceous brown; antennæ and legs yellow. Antennæ with joints 5–11 strongly pectinate in male; gradually thickened on the outer side, with the middle portion subserrate in female. Thorax one-half wider than long, hind angles rectangular, front angles rounded, surface densely and coarsely punctate. Elytra finely but distinctly ribbed or sulcate, the depressions with coarse subquadrate punctures. Length 2–2.8 mm.

Putnam County; rare. June 28. Occurs beneath bark of oak stumps.

Family XLVIII. SPINDIDLE.

THE SPINDLE BEETLES.

This family is represented in the United States by only three small species, which occur in dry fungi on the trunks of trees and logs. They have the head short, prolonged into a short, broad muzzle; labrum distinct; antennæ 10-jointed, inserted near the

front margin of the eyes, the first joint large and stout, 3 to 7 slender, small, the third as long as the two following, 8 to 10 forming an oval, bifoliate club as long as the stem; thorax truncate before and behind, with distinct side margins: prosternal sutures deep for the reception of the antennæ, which in repose are folded with the club bent suddenly outward, behind the front leg; front coxæ transverse, small, the cavities separated by the prosternum, narrowly closed behind; elytra entire, epipleura narrow; abdomen with five free ventral segments; front and middle tarsi 5-jointed, hind ones 4-jointed; claws small, simple.

The three species comprising the family represent as many different genera, and all probably occur in the State, though but one has been taken.

## KEY TO GENERA OF SPHINDIDÆ.

- a.* Sides of thorax with six or seven teeth, its flanks not concave; body smooth. ODONTOSPHINDUS.
- aa.* Sides of thorax entire.
- b.* Body finely pubescent; flanks of thorax slightly concave. I. SPHINDUS.
- bb.* Body broadly oval, clothed with erect hairs; flanks of thorax deeply concave. EURYSPHINDUS.

## I. SPHINDUS Chev. 1833. (NL., a made word.)

This genus, sufficiently characterized above, is represented by the single species:

1714 (5409). SPHINDUS AMERICANUS Lec., New Sp. N. Amer. Col., I. 1866.  
104.

Oblong, convex. Piceous-black, the elytra often dark brown; antennæ and legs reddish-brown. Thorax one-half wider than long, sides strongly rounded, disk convex, finely and rather closely punctate. Elytral striae feebly impressed, coarsely but shallowly punctate; intervals finely punctulate; umbone prominent. Length 2-2.5 mm.

Marshall and Marion counties; rare. May 20-June 7. Taken from fungus on beech and sifted from decaying linn stump. Probably occurs throughout the State.

The other two species of the family are *Eurysphindus hirtus* Lec., 1.6 mm. in length, blackish-brown, pubescent with erect hairs, and *Odontosphindus denticollis* Lec., elongate, subcylindrical, brown, and 2.7 mm. long. Both were described from near Detroit and have been recorded by Dury from Cincinnati.

## Series IV. LAMELLICORNIA.

All members of this series have the tarsi 5-jointed and the antennae with three to seven of the terminal joints broader on one side, so as to form a peculiar club, the parts of which are movable. The front tibiae are dilated and strongly toothed or scalloped on the outer edge. The larvae live on decaying vegetable matter, roots or dung. Two families comprise the series, both of which are represented in the State.

## KEY TO FAMILIES OF LAMELLICORNIA.

*a.* Antennae usually elbowed, the outer joints or lamellae not flattened, but prolonged on the inner side to form a pectinate club, the joints of which cannot be brought closely together (Fig. 4, No. 13); elytra entirely covering the dorsal surface of the abdomen, the latter with five ventral segments visible at the sides.

Family XLIX. LUCANIDÆ, p. 903.

*aa.* Antennae not elbowed, the lamellae flattened and capable of forming a compact club (Fig. 359); elytra usually leaving the pygidium uncovered; six or seven ventral segments visible on the sides.

Family L. SCARABÆIDÆ, p. 909.

## Family XLIX. LUCANIDÆ.

## THE STAG BEETLES. "PINCHING BUGS."

A small family of large or medium-sized beetles distinguished by having the outer joints of antennae leaf-like but not capable of being opposed or folded together into a compact club, as in the next family, the Scarabæidæ, to which they are otherwise closely allied. The clubs of the antennae are therefore pectinate, or comb-toothed, rather than lamellate. In the majority of species the antennae are elbowed or crooked, the second and following joints forming an angle with the first. The common names, "stag beetles" and "pinching bugs," are given them on account of the great development of the mandibles, which, in the males of some species, are branched like the antlers of a stag.

In addition to the characters above mentioned the Lucanidæ have the mentum large, horn-like, quadrate (triangular in *Nivagus*); maxillæ usually covered and with two lobes, one or both of which bears a fixed, horn-like terminal hook; antennae 10-jointed, inserted under the margin of the front; elytra rounded at tip, covering the abdomen, which has five free ventral segments; legs

fitted for digging; front coxæ large, transverse, without trochantin, the cavities closed behind; front tibiæ more or less toothed on the outer side; middle and hind tibiæ each with two teeth on the outer side; tarsi slender, 5-jointed; claws simple, with a short bristle-bearing pad between them.

The name Lucanidæ is from that of the typical genus *Lucanus*, which is derived from a Latin word meaning "to shine" or "sunrise," in allusion to the glistening surface of the elytra in the members of that genus. The adult beetles live by day in or beneath decaying logs or stumps, and some of them take flight at dusk, when they are often attracted in large numbers by electric and other lights. Some of them are said to feed upon honey dew, or the exudations of the leaves and bark of trees. They lay their eggs in crevices in the bark of trees, especially near the roots, and the larvæ feed upon the juices of wood in various stages of decay. In form the larvæ resemble the ordinary white grubs of the genus *Lachnosterna* and they mature slowly, some of the large ones requiring six years to complete their growth.

The principal literature relating to the North American species is as follows:

*Fuchs, Chas.*—"Synopsis of the Lucanidæ of the United States," in *Bull. Brook. Entom. Soc.*, V, 1882, 49-60.

*Wickham, H. F.*—"The Lucanidæ of Ontario and Quebec," in *Can. Ent.*, XXXI, 1899, 21-25.

Between 500 and 600 species of stag beetles are known. Of these only nineteen species and several varieties, distributed among eight genera, are recognized as belonging to the North American fauna. Eight species, representing six genera, have been taken in Indiana.

#### KEY TO INDIANA GENERA OF LUCANIDÆ.

- a.* Antennæ elbowed at end of first joint, which is nearly or quite as long as all the others united. (Fig. 4, No. 13.)
- b.* Elytra smooth or nearly so; front tibiæ with large teeth on outer edge; size large, 20-35 mm. I. LUCANUS.
- bb.* Elytra striate and punctate.
- c.* Eyes strongly notched by the margin of the head; front tibiæ serrulate; size larger, 15-25 mm. II. DORCUS.
- cc.* Eyes entire or nearly so; size smaller, 10-12 mm. III. PLATYCERUS.
- aa.* Antennæ straight (not elbowed).
- d.* Form oblong or elongate, sides parallel or nearly so; elytra striate, glabrous.
- e.* Front of head simply excavated or with a depression; size smaller, not over 15 mm. IV. CERUCHUS.

- cc.* Front of head with a short bent horn, pointing forward; larger, 30 or more mm. V. *PASSALUS*.  
*dd.* Form short, oval, convex, the sides not parallel; elytra coarsely punctured, not striate, pubescent. VI. *NICAGUS*.

I. *LUCANUS* Linn. 1763. (L., "to shine.")

Large, smooth, brownish species with very prominent mandibles, which are most strongly developed in the males. The mentum, as in the next two genera, is very broad, completely covering the maxillae. Three of the four known species occur in Indiana.

KEY TO INDIANA SPECIES OF *LUCANUS*.

- a.* Mandibles of male as long as abdomen; female with black legs and chestnut brown elytra. 1715. *ELAPHUS*.  
*aa.* Mandibles of male as long as thorax.  
*b.* Mandibles each with one tooth on the inner side; head of male broader than thorax; femora light brown. 1716. *DAMA*.  
*bb.* Mandibles straight, with several teeth on inner side in male, two ill-defined ones in female; head of male not broader than thorax; femora dark brown or nearly black. 1717. *PLACIDUS*.

1715 (5411). *LUCANUS ELAPHUS* Fab.,  
Syst. Ent., 1798, 2.

Dark chestnut-brown, shining; legs and antennae black or nearly so. Head of male much wider than thorax, with a strong crest above the eyes; mandibles very long, widely forked at apex, the inner edge with numerous small teeth; mentum of female comparatively longer, much more quadrate and with front angles much less rounded than in those of female of *dama*. Antennae of male more slender than in the other species. Length of male (not including mandibles) 31-40 mm.; of female 28 mm. (Fig. 354.)

A species of southern range, represented in the collection by five males and one female, taken in Vigo, Monroe and Crawford counties, May 20-August 21. Occurs about old oak stumps, though sometimes in gardens. The females are very rare.

1716 (5412). *LUCANUS DAMA* Thunb., Memr. Mosc., 1806, 198.

This species is sufficiently distinguished by the characters given in key. It is the only one of the three which has light brown femora. The

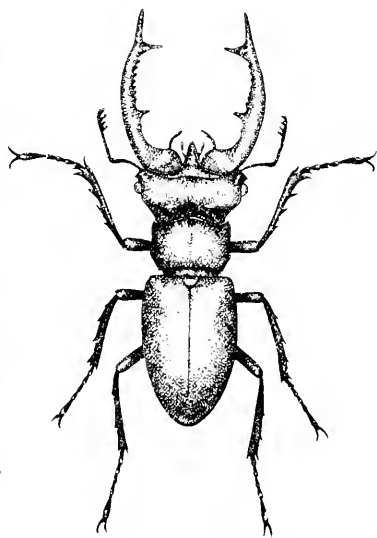


Fig. 354. Natural size. (After Fuchs.)

elytra are smooth or very finely punctulate and the antennæ of male stouter and comparatively shorter than in *claphus*; mandibles of male twice the length of those of female. Length 22-35 mm. (Figs. 355-356.)

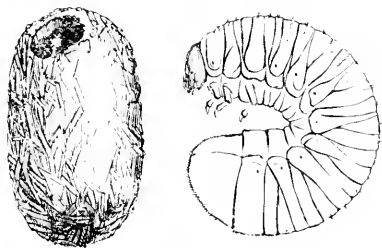


Fig. 355. *Lucanus dama* Fabr. Larva and cocoon.  
(After Packard.)

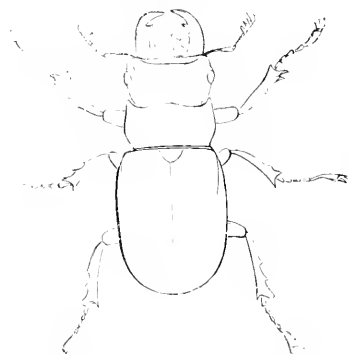


Fig. 356. Natural size. (After Packard.)

Throughout the State; frequent. May 10-July 16. It flies by night with a loud buzzing noise and is attracted by electric or house lights. The larva live in old oak, beech, apple, willow or oak snags, and the freshly matured beetles are often found about the roots and beneath the bark of these trees in May and June. This and the next species are the ones commonly known as "pinching bugs," as when picked up they often grab the fingers with their protruding jaws and hold on with a strong grip.

1717 (5414). *LUCANUS PLACIDUS* Say, Journ. Phil. Acad. Nat. Sci., V, 1825, 202; *ibid.* II, 302.

From *dama* this species is known by the characters given in key and by its piceous or very dark reddish-brown color. The mandibles are curved only at tip, and they, as well as the entire upper surface, are more coarsely and distinctly punctured. Length 19-32 mm.

Throughout the State; more common than *dama*. May 1-June 20. Occurs at electric lights and is abundant in season along the beach of Lake Michigan.

## II. *DORCUS* McLeay. 1819. (L., "antelope.")

Smaller, more parallel, and with the body more distinctly pedunculate than in *Lucanus*. One species and two varieties are known from the United States.

\*1718 (5415). *DORCUS PARALLELUS* Say, Journ. Phil. Acad. Nat. Sci., III, 1823, 248; *ibid.* II, 146.

Oblong, parallel. Dark brown, nearly black. Head and thorax shining, finely and sparsely punctulate. Mentum strongly transversely striate, male; rugose, female. Males with head nearly as broad as thorax; mandi-

bles with a large median tooth which points obliquely inward and upward. Elytra deeply striate, both striae and intervals finely and rather closely punctured. Length 15-26 mm.

Throughout the State; frequent. April 27-December 8. Hibernates beneath old, partly burned logs. Occurs most commonly in June and July about the roots of oak, linn and maple trees and stumps, in the decaying wood of which the larvae bore. The word *Dorcus* means antelope, and this species is sometimes called the "antelope beetle."

### III. *PLATYCERUS* Geoff. 1764. (Gr., "broad; antennae.")

Small oblong beetles having the eyes nearly entire instead of being notched in front by the sharp side margin of the head; sixth ventral segment visible; front tibiae armed on the outer side with numerous fine, saw-like teeth. The mandibles of the males incline upward and are larger than those of the females.

1719 (5416). *PLATYCERUS QUERCUS* Web., Obs. Ent., 1801, 85.

Oblong, subdepressed. Blackish or dark reddish-brown, often tinged with brassy or greenish, shining. Mandibles of male as long as head and about 6-toothed at tip; of female, much shorter. Thorax one-half wider than long, sides rounded, hind angles obtuse; surface sparsely punctured, male; more densely and coarsely, female. Elytra with three or four subobsolete striae next to suture, deeply and rather sparsely punctured. Length 10-12 mm. (Fig. 357.)

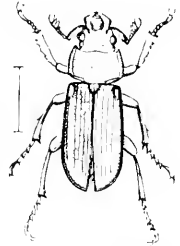


Fig. 357. Line shows natural size.

Throughout the State; common. March 25-October 29. Occurs beneath bark and logs, especially those of oak. Begins to emerge as imago the latter part of March. Mates about May 1st.

### IV. *CERUCHUS* McLeay. 1819. (Gr., "bearing a horn.")

Larger and more convex than *Platycerus*, with antennae straight; body subcylindrical and front coxae contiguous. The head of the male is much broader and longer than that of female, and bears a deep frontal excavation.

1720 (5422). *CERUCHUS PICEUS* Web., Obs. Entom., 1801, 84.

Subcylindrical, convex, highly polished. Piceous or dark reddish-brown. Male with mandibles as long as head and with a very large median tooth on inner side; head deeply striate on the sides; thorax and elytra finely and rather sparsely punctate. Female with mandibles half the length of head, with three or four blunt teeth on inner side; thorax and elytra more coarsely and densely punctured. Elytra shallowly striate in both sexes, the striae subobsolete on the sides. Length 10-15 mm.

Throughout the State; frequent. April 10–October 25. Occurs in and about decaying beech, oak and other logs.

V. *PASSALUS* Fabr. 1792. (Gr., "a post or peg.")

Mentum deeply emarginate, the notch being filled by the large horn-like ligula; antennæ stout, not elbowed, but in repose so curved as to appear so; body distinctly pedunculate, the scutellum in front of the base of elytra. One species occurs throughout the United States.

\*1721 (5424). *PASSALUS CORNUTUS* Fab., Syst. Eleut., II, 1801, 256.

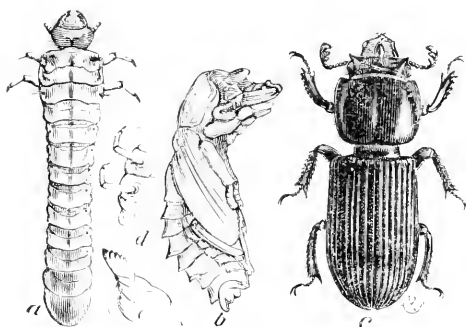


Fig. 358. a, larva; b, pupa; c, beetle; d, hind leg of larva, showing atrophic joints; e, same, enlarge. (After Riley.)

Elongate, somewhat flattened, parallel, robust. Black, shining. Head armed with a short, bent hook. Thorax quadrate, angles rounded; disk smooth, with a deep median impressed line. Elytra deeply striate, the striae finely punctured. Length 32–36 mm. (Fig. 258.)

This well-known species, commonly known as the "horn" or "bess-beetle," occurs abundantly throughout the State. It hibernates in its usual

abiding places, the juicy depths of half-decayed logs and stumps. They are often utilized as horses by country children, the horn furnishing an inviting projection to which may be fastened, by a thread or cord, chips and pieces of bark to be dragged about by the strong and never-lagging beast of burden. When tired of "playing horse" they can make of the insect an instrument of music; for, when held by the body, it emits a creaking, hissing noise, produced by rubbing the abdomen up and down against the inside of the hard, horny wing covers. The larva is remarkable in having only the four front legs of normal size, the hind pair being aborted. January 11–November 26.

VI. *NICAGUS* Lec. 1861. (Gr., "to lead in victory.")

The only member of this genus, usually placed among the Scarabæidæ, has been recently transferred to the present family. It differs widely in appearance from the other Lucanidæ, more resembling a nearly smooth *Trox*. The joints of the antennal club



are, like those of the other Lucanidae, pectinate and not opposable, but the triangular mentum, the small size of the mouth organs and the form of body are distinctly Scarabaeid. The antennae are 10-jointed, the club three-jointed, longer in the male than in female.

1722 (5611). *NICAGUS OBSCURUS* Lec., Journ. Phil. Acad. Nat. Sci., Ser. 2, I, 86.

Oval, convex. Piceous or dark brown, sparsely clothed with very short, pale suberect hairs; entire upper surface coarsely and rather densely punctured. Thorax one-half broader than long, widest at middle, apex one-half narrower than base, margins finely crenate, front angles prominent, hind coxae obtuse. Elytra not striate, the pubescence more dense than on thorax. Length 7-9.5 mm.

Vigo and Marion counties; scarce. May 1-June 7. Occurs about piles of drift in damp, sandy localities. In the East it is said to frequent the vicinity of dead mussels (*Unios*).

## Family L. SCARABEIDÆ.

### THE LAMELLICORN BEETLES.

A very large family, comprising beetles that vary greatly in size, form and habits. All agree, however, in having the antennae end in an oval club, composed of three to seven leaves or "lamellae." (Fig. 359.) These leaves can be folded closely together so that in repose the club appears solid. It is this form of antennal club which gives rise to the common name "lamellicorn beetles." Another character possessed by all members of the family is the form of the front tibiae, which are fossorial, or fitted for digging in the ground, being almost always broad, compressed and strongly toothed or scalloped on the outer edge. The tarsi of the middle and hind legs are generally long and always five-jointed. For the most part the beetles are short, convex and stout-bodied, the well-known "June bugs" or May beetles being familiar examples. Taking this form in connection with the lamellate antennae and fossorial legs, the members of the family are easily recognized.



Fig. 359. Antenna of a Lamellicorn beetle, showing the structure of club. (After Smith.)

In addition to the characters mentioned, the Scarabaeidae have the antennae 7- to 11-jointed, usually 10-jointed, and inserted before the eyes under the sides of the front; abdomen with six (rarely five) ventral segments; front and middle coxae large, transverse,

the front cavities very large and closed behind; hind coxæ flat, transverse; front tibiæ palmate; tarsal claws generally equal, rarely wanting.

According to habits the adults of the Scarabæids are popularly separated into two well-marked groups, known as the dung beetles, or scavengers, and the leaf-chafers. The former have the legs stout, the hind ones set far back behind the middle of the hind-body. They live upon putrefying or decomposing matter, such as the dung of animals, decaying fungi and carrion. Of this group the common "tumble-bugs" and skin beetles (*Trox*) are well-known examples. The leaf-chafers have the legs rather slender and with the hind legs attached at or before the middle of the hind-body. They feed either upon the leaves of trees or the pollen and petals of flowers, the "rose-bugs" and May-beetles being familiar forms.

The larvæ or grubs of the lamellicornis are either white or yellowish in hue, with a brown, horny head bearing prominent mandibles. They are usually much wrinkled and enlarged toward the hinder end, and when at rest lie partly coiled up, the tip of the abdomen almost touching the long spiny legs. They live in the ground, in decaying wood or in excrement. Those which live in the ground are known as "white-grubs," and often do much damage to the roots of grass, corn and other plants. They will be more fully mentioned in connection with their adults on later pages. Those which live in dung and other refuse matter render man much valuable aid by removing from sight and smell a great deal of filth.

The family Scarabæidæ comprises about 13,000 described species, among them the largest beetles known, and is best represented in warm or tropical countries. The name of the family is from the Latin *Scarabæus* or Scarab, meaning "a beetle." The Scarab of the ancient Egyptians was a sacred beetle belonging to this family, which they held in high veneration. It was placed by them in the tombs with their dead. Its picture was often painted on their stone coffins or sarcophagi and its image was carved in stone and precious gems. The name scarab was also given by them to a gem, usually of emerald, green feldspar or obsidian, cut in the form of a beetle and engraved on the under face.

About 600 species of the family are known from North America. These are divided among three subfamilies, and these in turn into tribes and genera. The literature is scattered among many papers, mostly by Drs. LeConte and Horn, and will be mentioned under the tribal or generic headings.

## KEY TO SUBFAMILIES OF SCARABÆIDÆ.

- a.* Abdominal spiracles situated in a line *on the membrane* connecting the dorsal and ventral horn-like plates, the last one, like the others, covered by the elytra; upper surface of head usually much dilated on the front and sides; dung eating or skin beetles.  
Subfamily I. LAPAROSTICTI, p. 911.
- aa.* Abdominal spiracles, except the front one or two, not situated on the membrane above mentioned, the last one usually visible behind the elytra; upper surface of head rarely dilated; vegetable feeding species.
- b.* Abdominal spiracles in part situated on the superior portion of the ventral segments, the rows of spiracles feebly diverging.  
Subfamily II. MELOLONTHEINÆ, p. 917.
- bb.* Abdominal spiracles (excepting the three front ones) situated on the dorsal portion of the ventral segments, forming two rows which diverge strongly. Subfamily III. PTEROSTICTI, p. 980.

## Subfamily I. LAPAROSTICTI.

In addition to the characters above given the Laparosticti, or Coprophaga, as they are sometimes called, are distinguished by having the suture separating the clypeus from the head distinct, and not transverse but extending upward toward the vertex; club of antennæ consisting of only three joints. They all live on decomposing matter, most of them in dung or fungi. The subfamily is divided into eight tribes, six of which are represented in Indiana.

## KEY TO INDIANA TRIBES OF LAPAROSTICTI.

- a.* Abdomen with six visible ventral segments.
- b.* Antennæ with eight to ten joints; mandibles concealed by the clypeus except in the genera *Egialia* and *Ochodaus*.
- c.* Hind tibiae with a single terminal spur (except in *Cauton nigricornis*); form shorter, rounded; end of the abdomen exposed.  
Tribe I. COPRINI, p. 912.
- cc.* Hind tibiae with two spurs; abdomen wholly covered by elytra; size usually small.
- d.* Antennæ 9-jointed; form oblong-convex or subcylindrical.  
Tribe II. APHODINI, p. 920.
- dd.* Antennæ 10-jointed; form oval, convex.  
Tribe III. ORPHINI, p. 935.
- bb.* Antennæ 11-jointed; mandibles prominent, visible from above.  
Tribe IV. GEOPRINI, p. 936.
- aa.* Abdomen with five visible ventral segments.
- c.* Body partially contractile, rounded, smooth, shining; scutellum relatively large.  
Tribe V. ACANTHOCERINI, p. 940.
- cc.* Body not contractile, oblong, convex, roughly sculptured; scutellum small.  
Tribe VI. TROILINI, p. 944.

## Tribe I. COPRINI.

Beetles of rounded form and variable size, which live almost exclusively in excrement or decaying fungi. They have the clypeus expanded so as to cover entirely the mouth organs; the mandibles principally membranous, with only the outer margin horn-like; middle legs widely separated; elytra subtruncate at apex, leaving the pygidium exposed. The tribe is subdivided into seven genera, five of which are represented in Indiana. The principal literature treating of the North American genera is by

*Horn.*—"Notes on Some Genera of Coprophagus Scarabæida of the United States," *in* Trans. Amer. Ent. Soc., III, 1870, 42-51.

*Horn.*—"Synonymical Notes and Descriptions of New Species of North American Coleoptera," *in* Trans. Amer. Ent. Soc., V, 1875. The genera *Charidium* and *Oonthophagus* are treated on pp. 137-144.

*Blanchard, Frederick.*—"On the Species of Canthon and Phænæus of the United States, with Notes on other Genera," *in* Trans. Amer. Ent. Soc., XII, 1885, 163-172.

*Schaffner, Chas.*—"On Bradycinetus and Bolboceras of North America, with Notes on other Scarabæida," *in* Trans. Amer. Ent. Soc., XXXII, 1906, pp. 249-278.

## KEY TO INDIANA GENERA OF COPRINI.

- a.* Middle and hind tibiæ slender, curved, but little enlarged at tip; head and thorax never horned in either sex. I. CANTHON.
- aa.* Middle and hind tibiæ much expanded at tip; males usually with horns on the head or thorax.
- b.* Third joint of labial palpi distinct.
  - c.* Size small, not over 7 mm.; front coxæ very transverse, not prominent. II. CHERIDIUM.
  - cc.* Size larger, 10 to 27 mm.; front coxæ short, prominent.
  - d.* Front legs with tarsi; tarsal claws distinct; color black. III. COPRIS.
  - dd.* Front legs of males without tarsi; all tarsal claws wanting; colors metallic and green. IV. PHÆNEUS.
- bb.* Labial palpi 2-jointed; scutellum invisible; size small, not over 8 mm. V. OONTHOPHAGUS.

I. CANTHON Hoffm. 1817. (Gr., "a kind of beetle.")

Black or bronzed insects often seen along country roads and pathways, rolling balls of dung from place to place, hence popularly known as "tumble-bugs." The balls are rolled often to a consider-

able distance, the long, slender, slightly curved hind tibiae having become modified and well adapted for this work. The beetles work in pairs, a male and a female together, and the ball which they roll is often several times as large as their combined size. (Fig. 360.) They finally bury the ball in the ground and the female then deposits an egg in one side of it, thus insuring the future larva a suitable supply of food. Comstock says that "this is one of the instances, rare among insects, where the male realizes that he has some responsibility as a father, and assists the female in providing for the young. This strange habit of rolling these balls has occasioned much speculation as to its object, and has been the source of many superstitions, especially in ancient times. The only reasonable theory that we have met is that, as many predaceous insects frequent the masses of dung from which the balls are obtained, in order to prey upon the larvæ which live there, the more intelligent tumble-bugs remove the food for their larvæ to a safe distance." The sexes of *Canthon* are alike in appearance and the clypeus has prominent teeth at the middle. Five species have been taken in Indiana, while four others may occur.



Fig. 360. *Canthon laris* Drury. Male and female at work rolling a ball of dung.

KEY TO INDIANA SPECIES OF CANTHON.

- a. Sides of thorax beneath without an entire transverse carina.
- b. Clypeus with four to six teeth; hind thighs not margined in front; size small or medium, 6 to 10 mm.; color black.
  - c. Hind tibiae with two spurs. 1723. NIGRICORNIS.
  - cc. Hind tibiae with one spur.
    - d. Subhumeral stria not carinate; surface coarsely granulate.
      - e. Hind femora with bristle-bearing punctures; thorax more coarsely granulate. EBENS.
      - cc. Hind femora with fine setae, sparsely punctate; thorax more densely, much less coarsely granulate. DEPRESSIPENNIS.
    - dd. Subhumeral stria carinate; surface not granulate, very smooth, almost shining. PROBES.
- bb. Clypeus with two teeth; hind thighs margined in front; size larger, 14-22 mm.
  - f. Eyes larger; antennae reddish-brown. VIGIANS.
  - ff. Eyes smaller; antennae dark brown.
    - g. Thorax distinctly granulate; pygidium and last ventral segment granulate. 1721. LEVIS.

- gg.* Thorax finely rugose without distinct granules; pygidium and last ventral smooth. 1725. CHALCITES.
- aa.* Sides of thorax beneath with an entire transverse carina; size small, 4-6 mm.
- h.* Clypeus with two teeth; bright bronze or greenish. 1726. VIRIDIS.
- hh.* Clypeus with four distinct teeth; brown, bronzed, shining; eyes larger. 1727. PERPLEXUS.

1723 (5425). CANTHON NIGRICORNIS Say, Journ. Phil. Acad. Nat. Sci., III, 1823, 207; *ibid.* 11, 133.

Broadly oval. Black, subopaque, sparsely and finely granulate; head and thorax often with a purplish reflection. Clypeus six-toothed, the two front ones more prominent, flattened and slightly recurved, the others smaller. Elytra with subobsolete striae. Length 6-9 mm.

Two specimens from near North Judson, Starke County, July 13.

*C. abneus* Say, deep black, length 7-10 mm., is known from Maine and Pennsylvania to Kansas and Texas; *C. depressipennis* Lec., greenish-black, length 7-10 mm., has been recorded from Cincinnati; *C. probus* Germ., dull black, length 6 mm., occurs in Kentucky and southward; *C. vigilans* Lec., length 17-22 mm., occurs from Pennsylvania and Ohio westward.

1724 (5435). CANTHON LEVIS Drury, Exot. Ins., I, 1770, 79.

Broadly oval. Usually dull black, tinged with cupreous; sometimes (south and west) varying to deep blue and bright green. Readily known by its larger size and distinct and rather dense granulations of thorax and elytra. The teeth of clypeus are blunt and but little prominent. Length 11-19 mm. (Fig. 366.)

Throughout the State; common. April 23-September 29. This is our most abundant and best known "tumble-bug." From mid-April until after heavy frosts it can be found along every roadside or pathway where horses or cows have dropped their dung.

1725 (5436). CANTHON CHALCITES Hald., Proc. Phil. Acad. Nat. Sci., I, 1843, 304.

Form somewhat more robust, shorter and broader than *laris*. Upper surface distinctly and uniformly bronzed; under surface and legs black, moderately shining. Thorax finely and intricately rugose, not granulate. Elytra granulate, but much more sparsely than in *laris*. Male with front tibiae much longer and more curved and middle tibiae distinctly longer than in female. Length 13-20 mm.

Vigo, Knox and Posey counties; frequent. April 23-September 2.

1726 (5438). CANTHON VIRIDIS Beauv., Ins. Afr. et Amer., 1805, 23.

Broadly oval or subround. Bronzed, strongly shining. Thorax very finely punctured. Elytra smooth or nearly so, obsoletely striate. Hind tibiae slightly curved. Length 4-5 mm.

Lawrence and Crawford counties; scarce. May 11-July 1. Oc-

ears beneath flat stones on hillsides near Wyandotte Cave. This and the next are the smallest species of the genus.

1727 (5439). *CANTHON PERPLEXUS* Lec., Journ. Phil. Acad. Nat. Sci., Ser. 2, 1, 1847, 85.

Broadly oval or subround. Brown bronzed, shining. Thorax rather coarsely punctured. Elytra more finely punctured, each puncture bearing a very small, recumbent, scale-like hair. Hind tibiae slightly curved. Length 4.5-5.5 mm.

Knox County; rare. July 8. A single specimen from border of cypress swamp. Known from Illinois and westward.

## II. *CITERIDIUM* Lep. 1825. (Gr., "a young pig.")

This genus contains two small, rounded species resembling *Hister* in general appearance. They have the under side of thorax transversely carinate and, as in the next three genera, the middle and hind tibiae much expanded at apex. By this character they may be readily separated from the small species of *Canthon*. One of the two has been taken in Indiana.

\*1728 (5441). *CITERIDIUM HISTEROIDES* Web., Obs. Ent., 1801, 37.

Rounded, convex. Bronzed above; dark chestnut brown beneath, strongly shining. Clypeus emarginate or two-toothed. Thorax with a feeble median impressed line on basal half and a small, deep rounded impression on each side; surface sparsely and shallowly punctured. Elytra finely striate, the striae indistinctly punctured. Male with spur of front tibiae dilated in the form of a small, circular sessile disk. Length 6-7 mm. (Fig. 361.)

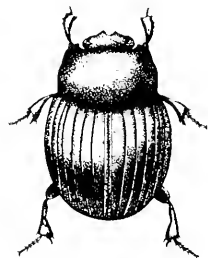


Fig 361. ♂ 4.  
(Original.)

Throughout the State; common in the southern, scarce in the northern counties. Occurs most abundantly in half-dried cow dung, and hibernates sparingly beneath this and logs. February 23-November 17.

## III. *COPRIS* Geoff. 1762. (Gr., "dung.")

Medium or large-sized species having the labial palpi broad, compressed and 3-jointed; the front coxae conical, large and prominent; all tarsal claws distinct but without a bristle-tipped process (onychium) between them. The males have the head or thorax or both either tuberculate or horned. The species of *Copris* do not transport excrement in balls any great distance, but bury it in burrows on or near the spot.

### KEY TO INDIANA SPECIES OF *COPRIS*.

*a.* Elytra each with eight striae; front of head semicircular; thorax with a transverse carina on sides beneath.

*b.* Clypeus densely punctured at sides, nearly smooth at middle; size small, 8-11 mm. 1729. MINUTUS.

*bb.* Clypeus evenly and densely punctured over its entire surface; larger, 13-18 mm. 1730. ANAGLYPTICUS.

*aa.* Elytra each with seven striae; front of head elongately rounded; thorax without carina beneath; still larger, 20-28 mm. 1731. CAROLINA.

\*1729 (5443). *COPRIS MINUTUS* Drury, Exot. Ins., I, 1770, 78.

Broadly oval, convex. Black, feebly shining. Clypeus acutely and rather deeply notched, its median portion nearly smooth; its sides, as well as surface of thorax, rather densely and coarsely punctured. Vertex in male with a short and slender horn. Elytral striae punctate. Length 8-11 mm.

Southern half of State, frequent; less so in the northern counties. February 28-September 9. Hibernates sparingly beneath cover of logs, etc.

1730 (5444). *COPRIS ANAGLYPTICUS* Say, Journ. Phil. Acad. Nat. Sci., III, 1823, 204; *ibid.* II, 131.

Broadly oval, convex, robust. Black, feebly shining. Clypeus acutely notched at middle. Vertex of head of male armed with an obtuse horn; tuberculate in female. Thorax densely and coarsely punctured; its crest with three tubercles, the median one deeply emarginate; these much less prominent in female. Elytral striae broad, the punctures transverse. Length 13-18 mm.

Throughout the State; frequent. May 23-October 21. The spine on head of male varies much in length.

1731 (5445). *COPRIS CAROLINA* Linn., Syst. Nat., II, 1766, 545.

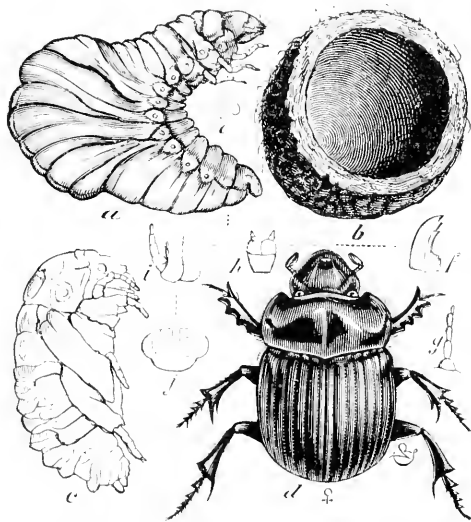


Fig. 362. *a.* larva; *b.* section of hollow ball of dung in which the larva undergoes its changes; *c.* pupa; *d.* female beetle; *e.* spiracle or breathing pore of larva; *f.* mandible; *g.* antenna; *h.* labium; *i.* maxilla and maxillary palpus; *j.* swelling on under side of anal segment. (After Riley.)

Broadly oval, very robust. Black, shining. Clypeus finely rugose, not punctate, the horn of male short, blunt. Under side of thorax with a rather deep excavation near the front angle for the reception of the antennal club in repose. Elytral striae shallow, feebly punctate. Length 20-28 mm. (Fig. 362.)

Southern half of State, frequent; noted only in Lake County in the north. April 25-August 23. Often attracted by electric lights in the cities. Our largest species of the tribe *Copriini*.



## IV. PHANEX'S MacLeay, 1849. (Gr., "light bearer.")

Robust, brilliantly colored forms, the males of our species with head armed with a horn; first joint of antennal club hollowed out to receive the others; front tarsi of males wholly absent; those of females present, but very small and slender. Two species occur in Indiana.

1732 (5152). PHANEX'S CARNIFEX Linné, Syst. Nat., I, 1767, 546.

Broadly oval, somewhat flattened above. Head bronzed; thorax bright cupreous; elytra green, often tinged with bluish. Clypeus entire, armed in male with a long curved horn, in female with a short blunt tubercle. Thorax of male with disk flat and hind angles much more prominent than in female; surface very rough. Elytra striate; intervals broad, finely and intricately rugose, deeply punctured and more or less costate. Length 11-22 mm. (Fig. 363.)

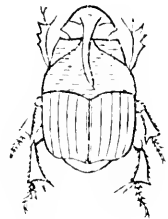


Fig. 363.  $\times 14$ .  
(After Glover.)

Throughout the State; frequent. May 10-October 21. Notwithstanding its disgusting habits this is one of our most beautiful and interesting beetles.

1733 (—). PHANEX'S TORRENS Loc., Journ. Phil. Acad. Nat. Sci., I, Ser. 2, 1847, 85.

Form of *carnifex*. Uniform coppery above; piceous, feebly bronzed beneath; palpi, stem of antennae and tarsi reddish-brown; club of antennae darker. Clypeus rounded, margin elevated; vertex in female transversely elevated, in male armed with a short, compressed acute horn. Thorax of male with disk flattened and triangular, finely scabrous; sides deeply sinuate near base, hind angles obtuse; in female more convex, with a transverse elevation near apex, disk with small, triangular, scale-like granules and with a median impression on basal half. Elytra deeply striate, the striae dilated at base; intervals strongly elevated, minutely and sparsely punctate. Length 15-18 mm.

Monroe County; rare. June 9. A single female collected by Max Ellis. Described from St. Louis, Missouri. After describing this form as distinct, Dr. Leconte in 1863 placed it as a variety of *triangularis* Say. In this he was followed by Blanchard. Chas. W. Leng, to whom the specimen was sent for identification, takes the ground that the original name *torrens* should be restored until the relationship of the beetle to *triangularis* is settled.

## V. OSTHOPIAGUS Lat. 1807. (Gr., "dung-eating.")

Small oval beetles having the front coxae large, conical and protuberant; third joint of labial palpi obsolete; tarsal claws distinct, with a long setae-bearing process between them. In some of the

species the thorax bears a process or protuberance in front, this being most prominent in the male, where it varies greatly in development, even in the same species. The clypeus and vertex usually each bear a transverse carina, these being more strongly marked in the females. In all the males the front tibiae are much longer, more slender and more curved than in the females. Five species and three varieties have been taken in Indiana.

## KEY TO INDIANA SPECIES OF ONTHOPHAGUS.

- a.* Thorax of male protuberant in front, frequently with a long process more or less deeply emarginate at tip; protuberance in female very short but evident.
- b.* Body black, opaque; thorax finely granulate; elytral intervals each with two rows of fine granules. 1734. *HECATE*.
- bb.* Body bronzed or greenish, shining; thorax punctured; elytra not granulate. 1735. *JANUS*.
- aa.* Thorax of male not differing from the female, both simply convex.
- c.* Margin of clypeus distinctly notched, more acutely in female than in male.
- d.* Base and apex of elytra with small paler patches; thorax sparsely granulate punctate. 1736. *TUBERCULIFRONS*.
- dd.* Elytra uniform purplish-bronzed; thorax coarsely and deeply punctate. 1737. *CRIBRICOLLIS*.
- cc.* Margin of clypeus feebly truncate at middle; elytra wholly black. 1738. *PENNSYLVANICUS*.

1734 (5458). *ONTHOPHAGUS HECATE* PAHZ. Faun. Ins. Amer. Bor., 1794, 5, pl. 1, fig. 2.




Fig. 364. — 5. (After Forbes.)

Broadly oval. Black, opaque; sparsely clothed with short, grayish hairs. Thorax rather densely granulate. Elytra finely striate, the intervals with two or three rows of fine granules. Males with margin of head moderately reflexed, and elevated in front in a slender triangular process; the carinae of clypeus and vertex feeble or absent; thoracic process variable in form and length, often as long as the thorax itself, broadly emarginate at tip and with two small teeth extending downward from the middle of the emargination. Female without the slender process on front of clypeus; the clypeal and vertical carinae strongly developed, the thorax slightly protuberant at middle or with a feeble depression each side of the middle of the front margin. Length 6.5-9 mm. (Fig. 364.)

Throughout the State; common. April 24–September 28. Occurs beneath dead birds, snakes and other carrion, and in dung.

1735 (5459). *ONTHOPHAGUS JANUS* Panz., loc. cit., 5, Pl. 1, fig. 3.

Broadly oval. Color exceedingly variable, bronzed, green or cupreous, shining; sparsely pubescent. Thorax sparsely and coarsely punctured, with a tendency to granulation on front half. Elytra finely striate, the intervals with two or three rows of punctures. Body beneath green or bronzed, sparsely punctured. Length 1–7.5 mm.

Throughout the State; frequent. April 13–September 18. Occurs most commonly in decaying fungi (*Boletus*). The following three well-marked varieties occur in the State.

1735a (5459a). *ONTHOPHAGUS JANUS ORPHEUS* Panz., loc. cit., 5.

Metallic green or bright bronze, shining; elytra sometimes bluish. Male with the clypeal margin moderately reflexed, slightly elevated and subtruncate at middle, the carina nearly obliterated; vertical carina feeble at middle, elevated at each end in an acute tubercle. Thorax with rather long process which is broader and deeply emarginate or forked at tip, the sides diverging. Female with carinae of head more strongly developed, the protuberance of thorax feeble.

Lake, Putnam and Posey counties; frequent. April 15–June 30. In fungi and at carrion.

1735b (5459b). *ONTHOPHAGUS JANUS STRIATULUS* Beauv., Ins. Afr. et Amer., 1805, 92.

Brownish or piceous, often bronzed, shining; elytra sometimes paler at base and apex. Male with clypeus as in *orphicus*. Vertical carina at each end elevated into a slender horn nearly as long as the height of the thorax; protuberance of latter very small. Length 5–7 mm.

Stenben, Marshall, Putnam, Lawrence and Vigo counties; frequent. June 24–August 11. Occurs mostly in fungi.

1735c (5459c). *ONTHOPHAGUS JANUS SUBENEUS* Beauv., loc. cit., 105.

Thorax and elytra metallic green or bronze, the elytra yellowish at base and apex. Male with clypeal margin slightly elevated at middle and not truncate. Vertical carina with a short horn at each end. Thoracic process short, broadly but not deeply emarginate at middle.

Vigo, Putnam and Lawrence counties; scarce. July 1–July 29. In fungi.

1736 (5462). *ONTHOPHAGUS TUBERCULIFRONS* Harold, Coleop. Hefte., VIII, 115.

Broadly oval. Piceous or very dark brown; base and apex of elytra with small, dull brownish-yellow patches; feebly bronzed, very sparsely pubescent. Clypeus acutely notched at middle in female, less deeply in male;

vertical carina divided at middle, thus forming two short tubercles. Thorax minutely roughened, sparsely granulate-punctate. Elytra finely striate; intervals each with two rows of punctures, each puncture bearing a short hair. Length 3.5-5 mm.

Lake and Vigo counties; frequent locally. April 29-June 10. Occurs beneath bones and skin of carrion and in fungi.

1737 (5464). *ONTHOPHAGUS CRIBRICOLLIS* Horn, Trans. Kans. Acad. Sci., VII, 1881, 76.

Rounded oval. Dark purplish, bronzed, feebly shining; sparsely pubescent with short erect hairs. Head with two feeble transverse carinae, the shorter one on the frontal suture, the other between the eyes. Clypeus coarsely punctured, its front broadly and rather deeply emarginate, with a triangular tooth each side of notch. Thorax broadest at middle, sides oblique on basal half; surface coarsely, deeply and rather sparsely punctate. Elytra finely striate; intervals each with two irregular rows of rather dense punctures. Front tibiae with four teeth, the second from apex the longest. Length 3.5 mm.

Lawrence County; rare. June 6. Taken from beneath horse manure in wagon road, two miles east of Mitchell. Described from Douglas County, Kansas and Texas, and not since recorded elsewhere. Resembles a small form of *janus*, but the clypeus is distinctly two-toothed and the thorax is without sign of protuberance.

1738 (5463). *ONTHOPHAGUS PENNSYLVANICUS* Harold, loc. cit., 115.

Form of *tuberculifrons*. Black, feebly shining, sparsely pubescent. Clypeus entire or feebly truncate at middle, rather densely and coarsely punctured in female. Thorax rather finely, not densely punctate. Elytra finely striate, intervals each with two rows of punctures. Length 3.5-5 mm.

Throughout the State; common. March 6-September 28. Occurs in carrion, dung and fungi. All the species of this genus burrow under the material in which they feed in the same way as *Copris*.

#### Tribe II. APHODIINI.

Small, oblong, subcylindrical beetles, which live chiefly in dung. They have the clypeus expanded so as to cover the mouth parts (except in *Egialia*); middle coxae oblique and contiguous, so that the legs are close together; elytra entire, always striate and covering the abdomen; ventral segments six, all free; tarsi with distinct claws, with a small process bearing two setae between them. The tribe is divided into nine genera, of which representatives of five

have been taken in Indiana, while those of two others may occur. The following is the principal literature treating of the North American representatives of the tribe:

*Horn.*—"Description of the species of *Aphodius* and *Dialytes* of the United States," *in* Trans. Amer. Entom. Soc., III, 1870, 110-134.

*Horn.*—"Synopsis of *Aphodiini* of the United States," *in* Trans. Amer. Ent. Soc., III, 1871, 281-297.

*Horn.*—"A Monograph of the *Aphodiini* inhabiting the United States," *in* Trans. Amer. Ent. Soc., XIV, 1887, 1-110.

## KEY TO INDIANA GENERA OF APHODIINI.

- a.* Mandibles visible beyond the clypeus. VI. ÆGIALIA.  
*aa.* Mandibles concealed beneath the clypeus. VII. PSAMMODIUS.  
*b.* Hind tarsi with triangular joints. VII. PSAMMODIUS.  
*bb.* Hind tarsi with elongate, usually cylindrical, joints.  
*c.* Head roughly granulate; thorax transversely grooved.  
*d.* Thorax without a marginal fringe of hairs, the grooves short, confined to the sides; one or more of the ventral segments carinate. VIII. PLEUROPHORUS.  
*dd.* Thorax with scale-like marginal hairs, the grooves entire; ventral segments not carinate. RHYSSEMUS.  
*ce.* Head punctured or slightly rugose; first five striae of elytra not reaching apical margin.  
*c.* Outer apical angle of hind tibiae prolonged, spiniform; color black. IX. ATENIUS.  
*ce.* Outer apical angle of hind tibiae obtuse.  
*f.* Front tibiae with upper teeth of outer margin obsolete. DIALYTES.  
*ff.* Front tibiae strongly toothed on the outer margin; elytra simply striate; color usually variegated. X. APHODIUS.

## VI. ÆGIALIA Lat. 1807. (Gr., "shore.")

In this genus the mandibles and labrum are visible beyond the clypeus when viewed from above; head more or less granulate or roughened with small tubercles; legs stout and strongly fossorial; front tibiae broad and with large teeth on outer side.

1739 (5469). ÆGIALIA CONFERTA Horn. Trans. Amer. Ent. Soc., III, 1871, 294.

Oblong, convex, slightly broader behind. Piceous, the elytra sometimes reddish-brown; antennae paler. Head with rather coarse, close granules. Thorax twice as wide as long, narrower in front, hind angles very obtuse; base curved, its marginal line distinct; surface coarsely and sparsely punctured, the sides smoother and with a small rounded pit. Elytra as wide at

base as thorax, the striae rather deep, with moderately fine, not crenate, punctures; intervals flat, smooth. Spurs of hind tibiae short, broadly expanded, obtuse at tip, their margin translucent. Length 3.5–4.5 mm.

Lake, Vigo and Posey counties; frequent along the beach of Lake Michigan; scarce in the other counties. April 25–May 24. Occurs most frequently in sandy places near water, beneath dung or rubbish.

VII. *PSAMMODIUS* Gyll. 1825. (Gr., "sand + through.")

In this genus the mandibles are hidden beneath the clypeus and semimembranous, the base and tooth horn-like; head granulated, deflexed, with the eyes hidden in repose; thorax transversely grooved and coarsely punctate; legs never very stout; joints of hind tarsi flattened, the first elongate triangular, the last very short and small. One species was described from Indiana, and another perhaps occurs.

KEY TO INDIANA SPECIES OF *PSAMMODIUS*.

- a.* Disk of thorax with transverse grooves; elytral intervals with a row of faint flattened tubercles; length 3.5 mm. 1740. *INTERRUPTUS*.  
*aa.* Disk of thorax coarsely, irregularly and sparsely punctate; intervals smooth; length 2–2.5 mm. *NANUS*.

1740 (5475). *PSAMMODIUS INTERRUPTUS* Say, Bost. Journ. Nat. Hist., I, 1835, 178; *ibid.* II, 651.

Oblong, nearly parallel, moderately convex. Thorax piceous; head and elytra brown; under surface and legs reddish-brown. Head rather closely granulate; clypeus broadly triangularly emarginate. Thorax one-half wider than long, margin crenulate, hind angles obtuse; disk convex, with four indistinct transverse ridges; the first entire, the others interrupted by a rather broad and deep median depression. Elytra as wide as thorax, the striae indistinctly punctured; intervals flat, with inner side feebly crenulate and outer side with a row of indistinct, elongate flattened tubercles. Length 3.5 mm.

Described from Posey County. Horn says it "occurs in the Middle States, Dakota and Texas, but rare." Not represented in the collection at hand.

*P. nanus* DeG., brownish, head and thorax piceous, legs pale, is known from Massachusetts, Michigan and westward.

VIII. *PLETHORHOTS* Muls. 1842. (Gr., "the side + bearing.")

This genus is not well defined. In the "Classification" when but one species was considered it was separated by having the "head roughly granulate or verrucose; thorax transversely grooved.

not finbrate, grooves short, lateral." Another species has been since described by Horn and ascribed to the genus, in which the head is finely and sparsely punctate and the thorax not grooved. Both species occur in Indiana.

## KEY TO SPECIES OF PLEUROPHORUS.

- a.* Clypeus granulate; thorax sparsely, irregularly and coarsely punctured; front femur emarginate beneath. 1711. CAESUS.  
*aa.* Clypeus finely and sparsely punctate; thorax very regularly, not densely punctured; front femur entire. 1712. VENTRALIS.

1711 (5179). PLEUROPHORUS CAESUS Parz., Fauna Germ., 35.

Elongate, subcylindrical, slender. Piceous black, shining; legs reddish-brown, antennae paler. Clypeus broadly emarginate at middle, sparsely and rather coarsely granulate-punctate in front. Thorax one-fourth wider than long, slightly broader in front, hind angles distinct but obtuse; median impressed line with deep, coarse punctures; a large rounded pit at middle of each side, smooth between the pit and margin. Elytra a little narrower than thorax, sides parallel; striae deep, punctate, the first three only entire and reaching apex; intervals slightly convex, crenate on their inner border. Second ventral segment carinate at middle. Length 3 mm.

Lake and Posey counties, rare; a single specimen from each. April 25–July 4. Taken from a pathway along the border of woods. Occurs abundantly in Europe and probably introduced.

1712 (10,181). PLEUROPHORUS VENTRALIS Horn, Trans. Amer. Ent. Soc., XIV, 1887, 92.

Elongate, parallel, semicylindrical. Piceous, shining; legs reddish-brown, antennae pale. Clypeus broadly truncate. Thorax one-fourth wider than long, margin narrowly flattened, hind angles obtuse, surface sparsely and regularly punctured, the punctures gradually finer towards sides and apex. Elytra a little narrower at base than thorax; striae broad and deep, with large shallow punctures; intervals strongly convex, smooth. First three ventral segments plainly carinate at middle; fourth and fifth emarginate at middle of front margin. Length 4 mm.

Marion and Posey counties; scarce. April 22–November 17. Probably hibernates beneath partly buried logs in low open woods, as specimens were taken on the later date in such situations. Readily known from all others of the tribe by having the first five striae of the elytra reaching the apical margin and by the carinate and emarginate ventral segments.

*Rhyssomys scaber* Hald., oblong, piceous, legs brownish, antennae pale, intervals of elytra with a row of small tubercles on the inner side, length 3.5–4 mm., "occurs at the margin of streams from the Middle States to Texas."

IX. *ATEXUS* Harold. 1867. (Gr., "without a letter.")

Small, slender, blackish insects resembling *Aphodius*, but usually smaller and more elongate. The head is convex, not tuberculate; eyes usually concealed; hind tibiae simple, straight, the outer apical angle more prolonged than in *Aphodius* and often ending in a spine. The striae of elytra often appear more coarsely punctured than they really are, due to the sides of the intervals being crenate, this crenation being entirely independent of the punctures of the striae, which are fine and distant. The "accessory spinule" of the hind tibiae mentioned in the key below is a prolongation of the apical margin on the under side near the spurs. Seven species have been taken in Indiana, while two others perhaps occur.

KEY TO INDIANA SPECIES OF *ATEXUS*.

- a.* Clypeus feebly emarginate at middle, broadly rounded on each side, never dentate nor subangulate.
- b.* Opaque species; thorax without basal marginal line; head densely and finely punctured, not wrinkled; hind tibiae without accessory spinule.
- c.* Elytral intervals flat. 1743. *IMBRICATUS*.
- cc.* Elytral intervals alternately more elevated. 1744. *ALTERNATUS*.
- bb.* Shining species; thorax with basal marginal line.
- d.* Hind tibiae without accessory spinule.
- c.* Elytra oblong-oval, base slightly emarginate; form rather robust; thorax unequally and irregularly punctured. *OVATULUS*.
- cc.* Elytra elongate, parallel, base truncate; form slender, elongate; thorax evenly and densely punctured. 1745. *GRACILIS*.
- dd.* Hind tibiae with accessory spinule.
- f.* Clypeus finely punctured without traces of wrinkles; occiput with coarse punctures. *STRIGATUS*.
- ff.* Clypeus more or less wrinkled and coarsely punctured; thorax with coarse and fine punctures intermingled. 1746. *COGNATUS*.
- aa.* Clypeus subangulate, or sometimes denticulate each side of the median emargination.
- g.* Thorax nearly smooth in front, coarsely and rather sparsely punctured behind the middle, more densely at sides; intervals of elytra convex; marginal line of hind femur deep and entire. 1747. *LECONTEI*.
- gg.* Thorax nearly evenly punctured from base to apex; marginal line of hind femur very short or absent.
- h.* Picceous species; first joint of hind tarsus as long as the long spur; thorax densely punctured. 1748. *ABDITUS*.
- hh.* Reddish-brown; first joint of hind tarsus shorter than the long spur; thorax regularly not densely punctured, the punctures a little finer in front. 1749. *INOPS*.



1743 (5486). *ATENIUS IMBRICATUS* Melsh., Proc. Phil. Acad. Nat. Sci., 11, 1844, 136.

Oblong-oval, moderately convex. Piceous, opaque, the surface usually covered with a brownish-gray coating; legs brownish, antennae and palpi paler. Clypeus broadly but feebly emarginate, its sides broadly curved, nearly smooth at middle; vertex densely punctate. Thorax nearly twice as wide as long, slightly narrower behind; sides in front curved, hind angles very obtuse, base broadly curved; surface with rather coarse and closely placed punctures, which are but faintly visible on account of coating. Elytra as wide at base as thorax, humeri acutely dentate; striae rather deep, with coarse, not closely placed indistinct punctures; intervals flat, each with a single row of fine punctures bearing a small, scale-like yellowish hair. Length 4-4.5 mm.

Lake County; rare. May 25-July 12. Two specimens only from beneath rubbish; one from the lake beach near Pine; the other from Hessville by Wolcott. Occurs from Massachusetts to Texas.

1744 (5487). *ATENIUS ALTERNATUS* Melsh., loc. cit., p. 137.

Resembles *imbricatus* in form and color. Head densely punctured, the punctures equal, at sides more rugose. Thorax similar to that of *imbricatus*, the base undulate, not regularly curved. Elytral striae fine, with rather distant inconspicuous punctures, often hidden by the surface coating; intervals slightly convex, the alternate ones, 1 3 5 7, more acutely elevated along the middle. Length 3.5-4.5 mm.

Posey County; rare. June 5. Occurs from Pennsylvania to Texas.

*A. oratulus* Horn, piceous-black, legs and antennae paler, length 3.5 mm., is known from Pennsylvania to Louisiana.

1745 (5491). *ATENIUS GRACILIS* Melsh., loc. cit., p. 137.

Elongate, slender, parallel, subdepressed. Piceous black, moderately shining; legs brownish; tarsi, palpi, antennae and very narrow front margin of thorax, paler. Clypeus rather smooth in front; vertex rather closely and coarsely punctate. Thorax one and a half times wider than long, hind angles broadly rounded, base curved, its marginal line very distinct; disk with a distinct impression near front angles and a feebler one at middle of sides, surface rather coarsely and closely punctate. Elytra as wide as thorax, striae deep and broad, not distinctly punctured; intervals strongly convex, almost like carinae, each with a row of slight elongate elevations on the sides below the summit. Mesosternum opaque, coarsely punctured, strongly carinate between the coxae. Length 3-4 mm.

Throughout the State; frequent. April 23-October 10. A prettily marked and very distinct little species, widely distributed over the United States.

*A. strigatus* Say, piceous-black, legs and antennae paler, length 4.5-5 mm., is said to occur from the Middle States westward and southward.

\*1746 (10,190). *ATENIUS COGNATUS* Lec., Proc. Phil. Acad. Nat. Sci., 1858, p. 65.




Fig. 365. — II. (After Forbes.)

crenate on the inner side. Length 4.5-5 mm. (Fig. 365.)

Throughout the State; common. February 8-November 20. Our most robust species of *Atenius* resembling *Aphodius* in general appearance; readily known by the finely wrinkled clypeus and coarse and fine punctures of thorax. They hibernate in large numbers in dry cow dung and beneath it, and on warm sunny days in winter are on the wing. In early spring they and some species of *Aphodius* fly by thousands and are attracted by electric lights in great numbers. Also frequents fungi.

1747 (10,183). *ATENIUS LECONTEI* Harold, Col. Hefte, XII, 1874, 19.

Elongate-oval, moderately convex. Piceous or black, shining; legs reddish-brown, antennæ paler. Clypeus impressed in front, broadly but feebly emarginate, slightly angulate each side, finely and obsolete punctured; vertex coarsely punctate. Thorax about one and a half times as wide as long, sides feebly curved; apex and base equal, base curved at middle, oblique each side near the hind angles, which are obtuse. Elytra oblong-oval, striae deep and rather broad, with coarse, not serrate punctures; intervals convex, subcarinate at apex, each with a row of indistinct punctures on the inner side. Length 3.5-4 mm.

Crawford County; rare. June 18. A southern form, whose range was given by Horn as "District of Columbia to Louisiana." Taken by Dury near Cincinnati.

1748 (5499). *ATENIUS ABBIUS* Hald., Journ. Phil. Acad. Nat. Sci., 1848, 106.

Elongate, parallel, subdepressed. Piceous, moderately shining; legs pale reddish-brown; antennæ and palpi paler. Clypeus broadly but feebly

emarginate, a distinct angulation or small denticle each side, its surface roughly punctured or subgranulate; vertex densely punctured. Thorax not quite twice as wide as long, slightly narrower behind, hind angles broadly rounded, surface densely and rather coarsely punctured. Elytra as wide as thorax, the striae rather deep and coarsely crenate-punctate; intervals nearly flat, each with one or two rows of fine but distinct punctures. Length 3.5-4 mm.

Northern half of State, frequent; not taken south of Marion County. May 5-November 28.

1749 (10,185). *ATENUS EXOPS* Horn, Trans. Amer. Ent. Soc., XIV, 1887, 73.

Rather elongate, parallel, feebly convex. Reddish-brown, shining; head and thorax a little darker than elytra. Clypeus broadly and feebly emarginate, with a small acute tooth each side of the notch; the entire front granulate. Thorax one and a half times as wide as long, sides regularly curved, hind angles broadly rounded, punctuation as given in key. Elytra as wide as thorax, striae indistinctly punctured; intervals convex, crenate on their inner edge and each with a row of minute punctures on the outer side. Mesosternum opaque, finely strigose-punctate, carinate between the coxae. Length 3.5-4 mm.

Marion County; rare. November 28. Described from Arizona and Texas.

*Diatylus striatulus* Say, elytral intervals strongly elevated, color piecous-brown, antennae paler, length 4.5 mm., ranges from New England to Illinois and has been taken near Cincinnati.

#### X. *APHODIUS* Illiger. 1798. (Gr., "excrement + way.")

The species of this genus bear a close resemblance to those of *Atanius*, but are usually broader, stouter and variegated with black and dull red or yellow. They are separated from *Atanius* by having the outer apical angle of the hind tibiae obtuse. In mounting specimens of the entire tribe of Aphodiini care should be taken to stretch out the hind legs so that they may be easily examined. The known species of North American Aphodius number more than 80, and are among our most numerous scavengers. They occur in great abundance in the dung of horses and cows, into which they burrow almost as soon as dropped from the animals. None of them construct balls for transportation, and the larvæ go through their changes on the spot. On the first warm days of early spring they are on the wing by myriads along every roadside and in and about barnyards, and thousands meet their death about the electric lights of cities. Seventeen species have been taken in the State and three others perhaps occur.

In using the following table the student must, at all times, be careful that the specimens are perfect; that is, that the spinules at the tips of the tibiae are not worn or accidentally reduced to an equal size, or that the long hairs fringing the sides of the tibiae do not, by crossing the field of vision, deceive into the belief that the spinules are unequal. In those that are pubescent, various accidental causes may have removed the hairs. In old specimens of those species in which the clypeus is denticulate, the teeth are apt to be worn down, as also the spurs of the tibiae and the large teeth of the front tibiae.

## KEY TO INDIANA SPECIES OF APHODIUS.

- a.* Scutellum long, one-fourth or one-fifth the length of the elytral suture; front tibiae not serrate above the upper tooth. 1750. HAMATUS.
- aa.* Scutellum short, not more than one-eighth to one-tenth the length of suture.
- b.* Apex of hind tibiae fringed with short, equal spinules; head with three small tubercles on the vertex.
- c.* Thorax with distinct basal marginal line.
- d.* Mesosternum not carinate between the coxae.
- c.* Elytra clear red; thorax dissimilar in the sexes, impressed in front in the male. 1751. FIMETARIUS.
- cc.* Elytra picceous or dull red; thorax similar in the sexes.
- f.* Color wholly picceous black, front angles of thorax never paler; first joint of hind tarsus very little longer than the next two; form small, robust. 1752. RURICOLA.
- ff.* Front angles of thorax paler; first joint of hind tarsus as long as the next three; elytra uniform reddish-brown, the first interval narrower than second. FETIDUS.
- dd.* Mesosternum distinctly carinate.
- g.* Color entirely black or picceous; first joint of hind tarsus not longer than the next two; first or sutural interval of elytra as wide or wider than second. 1753. GRANARIUS.
- gg.* Elytra reddish-brown, the suture and side margins picceous; first joint of hind tarsus equal to next three. 1754. VITTATUS.
- cc.* Thorax without trace of basal marginal line; color dull brownish-yellow, with hind portion of head, large spot on thorax and sutural line of elytra dark brown or picceous. 1755. LIVIDUS.
- bb.* Apex of hind tibiae fringed with unequal spinules; head rarely with tubercles.
- h.* Elytra opaque; color reddish-brown, head and thorax slightly darker; size small, 3.5-4 mm. 1756. LENTUS.
- hh.* Elytra more or less shining.
- i.* Thorax not narrower at base than apex, not sinuate at sides near hind angles.

- j.* Elytra not pubescent; clypeus without a transverse ridge.
- k.* Mesosternum distinctly carinate between the coxae; front tibiae punctate on front face; first tarsal joint longer than second.
- l.* Uniform reddish- or pale chestnut-brown; first joint of hind tarsus not as long as the next three. 1757. RUBEOLUS.
- ll.* Dull brownish-yellow, head and thorax darker, elytra often clouded; first joint of hind tarsus longer than the next three. 1758. STERCOROSUS.
- kk.* Mesosternum not carinate; basal marginal line rarely absent; front tibiae smooth in front.
- m.* Color reddish-brown or dull brownish-yellow, never in any part black.
- n.* Thorax not fringed with long hairs; color dull yellow, thorax and suture darker; larger, 4.5-5 mm. 1759. CONSENTANEUS.
- nn.* Thorax fringed with conspicuous hairs; color pale, dull yellow, elytra with an oblique fuscous bar on basal half; smaller, not over 3.5 mm. 1760. WOLCOTTI.
- mm.* Color in great part piceous; head and thorax always black or piceous.
- o.* Clypeus angulate each side of middle notch.
- p.* Elytra entirely piceous or often with the alternate intervals marked with small reddish spots; body beneath and legs pale yellow. 1761. BICOLOR.
- pp.* Elytra dull yellow, with black spots; sides of thorax paler. 1762. SERVAL.
- oo.* Clypeus very obtusely rounded each side of middle notch.
- q.* Elytra dull yellow, with black spots; thorax with front angles paler. 1763. INQUINATUS.
- qq.* Elytra black, apex dull red; thorax entirely black; elytral intervals very flat. 1764. TERMINALIS.
- ii.* Elytra more or less pubescent, fuscous, the sides paler.
- v.* Sides of thorax not fringed; teeth of front tibiae normal; punctures of elytral striae very distinct. 1765. FEMORALIS.
- rr.* Sides of thorax with a fringe of rather long hairs; front tibiae with upper tooth small or wanting; punctures of elytral striae indistinct. 1766. WALSHII.
- ii.* Thorax narrower at base than apex, distinctly sinuate at sides near hind angles; color black or piceous.
- s.* Elytra oblong with a small tooth on each humerus; length 7-9 mm. 1767. OBLONGUS.
- ss.* Elytra oval without a tooth on humerus; length 3.5 mm. 1768. HUMERALIS.

1750 (5510). *APHODIUS HAMATUS* Say, Long's Exped., II, 1821, 277; *ibid.* I, 183.

Oblong-oval, moderately robust. Piceous or black; elytra varying to brown, and often with a paler suture and margin. Head smooth; clypeus truncate or very feebly emarginate. Thorax large, not wider than elytra; surface with a few coarse punctures on the sides, disk almost smooth. Elytral striae sparsely punctured; intervals nearly flat, with a few fine punctures. Length 6-9 mm.

One specimen in Stein collection marked "Ind." without date. Probably from near Michigan City. Its range is given "from Maine to Oregon in the region north and a little south of the great lakes." Readily known by its large size and long scutellum.

\*1751 (5517). *APHODIUS FIMETARIUS* Linn., *Syst. Nat.*, 1766, 348.

Oblong-oval, very convex. Black, shining; elytra brick-red, rarely clouded with piceous; thorax reddish-yellow near front angles. Head sparsely, rather finely punctulate, with three distinct tubercles in male. Clypeus broadly but very feebly emarginate with a slightly elevated transverse carina. Thorax with coarse, very irregularly placed punctures, intermingled with finer ones. Elytra as wide as thorax, the striae with crenate punctures; intervals slightly convex, finely and sparsely punctate. Length 6.5-8.5 mm.

Throughout the State; common. February 11-October 12. Hibernates in large numbers in or beneath half dry cow dung; also beneath logs on sandy banks. In three specimens at hand the disk of elytra is in large part piceous. The tubercles on head are much more distinct in the males. Introduced from Europe and widely distributed.

1752 (5523). *APHODIUS RURICOLA* Melsh., *Proc. Phil. Acad. Nat. Sci.*, 11, 1844, 136

Oblong-oval, often slightly wider behind. Piceous-black, shining, usually with sides and tips of elytra paler than disk. Head with three small but distinct tubercles, sparsely punctate. Clypeus broadly emarginate at middle, the angles on each side obtuse. Thorax narrower in front, hind angles distinct, rather obtuse; disk finely and rather sparsely, sides more coarsely, punctured. Elytra slightly wider than thorax, the striae deep with rather coarse crenate punctures; intervals convex, very finely and sparsely punctate. Length 4.5-5.5 mm.

Lake, Posey and Crawford counties; scarce. April 28-May 30.

*A. fulidus* Fab., head and thorax black, length 4-5 mm., is a European species said to be "widely distributed in our country."

1753 (5528). *APHODIUS GRANARIUS* Linn., Syst. Nat., II, 1766, 517.

Oblong, subcylindrical. Piceous, shining; legs reddish-brown, antennae paler. Head with three distinct tubercles; sparsely punctured at middle, more densely and rugosely at sides; clypeus rather feebly emarginate, the sides broadly rounded. Thorax with coarse and fine punctures intermingled in female, almost smooth in male. Elytra parallel, the striae finely and serrately punctured; intervals feebly convex and with few very minute punctures; the first as wide, or even wider than second. Length 4-6 mm. (Fig. 366.)

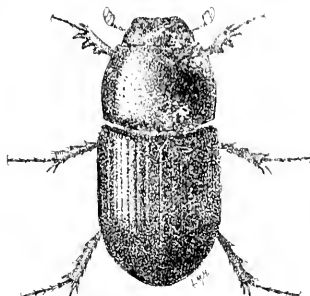


Fig. 366. 7. (After Forbes.)

Throughout the State; common. April 8-June 3. Occurs in dung and on fungi.

1754 (5529). *APHODIUS VITTATUS* Say, Journ. Phil. Acad. Nat. Sci., V, 1825, 191; *ibid.*, II, 295.

Oblong, subcylindrical. Piceous or black; elytra each with a basal and apical reddish-brown spot more or less united; rarely with the elytra, except margin and suture, entirely reddish-brown, or entirely black; legs reddish-brown, tarsi paler. Head with three tubercles; surface sparsely punctate; clypeus feebly truncate or broadly rounded. Thorax slightly narrower in front, hind angles obtuse; surface finely, regularly and rather densely punctate. Elytral striae fine, crenately punctate; intervals flat with numerous fine punctures. Length 4-5 mm.

Lake County; rare. May 12. Probably occurs throughout the State.

1755 (5533). *APHODIUS LIVIDUS* Oliv., Ent., III, 1798, 86.

Oblong-convex. Color given in key. Head sparsely punctate, tuberculate. Clypeus always paler than vertex, feebly emarginate, sides rounded. Thorax with rather coarse, sparse punctures, intermingled with finer ones. Elytra parallel, the striae finely and crenately punctured; intervals nearly flat with a few very minute punctures. Length 4.5-5 mm.

Putnam and Posey counties; scarce. February 8-May 30. Introduced from Europe. Probably throughout the southern half of the State.

1756 (5544). *APHODIUS LENTUS* Horn, Trans. Amer. Ent. Soc., III, 1870, 125.

Elongate-oblong, convex. Color given in key. Head finely and rather closely punctate. Clypeus hemihexagonal, feebly emarginate in front, sides oblique, angles rounded. Thorax with sides feebly curved, hind angles obtuse, disk finely and rather densely punctate, smoother at middle. Elytra not wider than thorax; striae rather coarsely punctate; intervals convex, each with two rows of punctures, nearly as coarse as those of striae, each puncture bearing a very short suberect yellowish hair. Mesosternum finely carinate between the coxae. Length 3.5-4 mm.

Hessville, Lake County; rare. May 30. Ranges from Massachusetts to Illinois and Georgia.

1757 (5545). *APHODIUS RUBICOLUS* Beauv., Ins. Afr. et Amer., 1805, 90.

Moderately elongate, convex. Reddish or pale chestnut brown, shining. Head sparsely and finely punctate; vertex not tuberculate; clypeus feebly emarginate, angles each side obtuse. Thorax very sparsely and finely punctate at middle, more coarsely and densely on sides; basal marginal line fine but distinct. Elytral striae fine and very feebly punctured; intervals flat, smooth. Length 3.5–4.5 mm.

Southern half of State, scarce; Lake County only in the north. April 7–October 9. Taken at dung, beneath leaves and at electric light. Horn states that the thorax is without basal marginal line, but all Indiana specimens examined have that line fine but distinct.

1758 (5546). *APHODIUS STERCOROSUS* Meish., Proc. Phil. Acad. Nat. Sci., II, 1844, 136.

Oblong, parallel, convex. Color given in key; surface smooth, shining. Head sparsely punctate, female, nearly smooth, male; clypeus truncate, the sides curved. Thorax with hind angles distinct, obtuse; basal marginal line wholly absent; surface punctate as in *rubicolus*. Elytra finely striate, the striae very finely punctate, male, more coarsely so, female; intervals flat, smooth. Length 3.5–4.5 mm.

Southern half of State, frequent; Lake County, scarce. February 8–September 8. Occurs everywhere east of the Mississippi.

*A. consularicus* Lec., occurs "from Canada to Missouri, Kansas and New Mexico.

1759 (— —). *APHODIUS WOLECOTTI* sp. nov.

Elongate, feebly convex. Pale yellowish, shining; head and thorax faintly clouded with fuscous; elytra, in one of the two specimens at hand, each with an indistinct fuscous bar extending obliquely from humerus to suture in front of middle. Head without trace of tubercles, very sparsely and finely punctate; clypeus broadly and feebly emarginate at middle, angles rounded, sides oblique, divergent. Thorax one-half wider than long, sides broadly curved into the base; marginal line of base fine but distinct, slightly sinuate; surface nearly smooth at middle, coarsely and sparsely punctate on sides. Elytral striae deep, not punctured; intervals convex, very finely wrinkled, each with a few fine, shallow punctures. Front tibiae with three teeth on outer side, the middle and apical ones equal, the upper one much smaller. First joint of hind tarsi as long as the next three. Length 3–3.5 mm.

Pine, Lake County; scarce. July 23. Two specimens taken by A. B. Wolecott from beneath rubbish on white sand of Lake Michigan beach. Named in honor of the collector, who has shown me many favors during the preparation of the present paper.



1760 (5565). *APHODIUS BICOLOR* Say, Journ. Phil. Acad. Nat. Sci., III, 1823, 212; *ibid.*, II, 136.

Oblong, slightly wider behind, subdepressed. Color given in key. Head without tubercles, rather densely and coarsely punctured; clypeus broadly emarginate, the angles each side of notch well marked. Thorax nearly twice as wide as long, hind angles broadly rounded; basal marginal line distinct; surface rather closely punctate with coarser and finer punctures intermingled. Elytra as wide at base as thorax; the striae rather deep, finely and crenately punctured; intervals convex, sparsely and irregularly punctate. Length 4.5-6 mm.

Vigo, Orange, Crawford and Posey counties; frequent. May 1-October 3. Probably throughout the State. A rather large, bulky species, readily known by the pale under surface and legs.

1761 (5535). *APHODIUS SCRRAL* Say, *Bost. Journ. Nat. Hist.*, I, 1835, 177; *ibid.*, II, 651.

Moderately elongate, parallel. Head and thorax piecons, their margins paler; elytra dull yellow, with quadrate black spots arranged in an oblique row extending from base of fifth interval to near the suture and in a sinuous band one-fourth from apex; sides also with a rather broad black stripe on the seventh, eighth and ninth intervals. Head coarsely and roughly punctured; clypeus rather deeply emarginate, the angles each side of notch distinct. Thorax nearly twice as wide as long, sides nearly parallel; surface with coarse and fine punctures intermingled. Elytra finely striate, the striae fine, not punctured; intervals flat, sparsely and indistinctly punctate. Length 4.5-5 mm.

Throughout the State; frequent. March 11-November 28. Probably hibernates beneath leaves and rubbish. The black spots of elytra are sometimes so enlarged as to cover the greater part of the surface.

\*1762 (5536). *APHODIUS INQUINATUS* Herbst, *Füssl. Arch.*, 1781, II, 6.

Oblong, convex. Color as in *scrral*, except that the black spots of elytra are often united and more elongate, the middle one of basal half occupying parts of the second, third and fourth intervals. Head sparsely punctate, more roughly on sides; vertex with three blunt tubercles; clypeus very feebly emarginate, obtusely rounded each side of notch. Thorax very sparsely punctate in male, more densely in female. Elytra parallel, striate, the striae finely and crenately punctured; intervals feebly convex in male, more strongly in female, very finely punctate near the striae. Length 4.5-5.5 mm.

Throughout the State; common. February 12-November 8. Hibernates with and in same places as *A. fimetarius* and *Alanus cognatus*. On the wing by thousands in late autumn and early spring. Introduced from Europe and widely distributed.

\*1763 (5563). *APHODIUS TERMINATUS* Say, Journ. Phil. Acad. Nat. Sci., III, 1823, 213; *ibid.*, II, 137.

Oblong-oval, moderately convex. Black, shining; apex of elytra reddish-brown. Head often with three small tubercles, coarsely punctate.

slightly rugose at sides and in front; clypeus feebly emarginate in front, the angles each side of notch obtuse. Thorax with distinct basal marginal line, hind angles nearly rectangular; disk finely and sparsely punctured at middle, more coarsely and densely on sides. Elytra as wide at base as thorax, a little broader behind the middle; striae fine, deep, closely but not coarsely punctured; intervals very flat, each with two indistinct rows of fine punctures. Length 4-5 mm.

Henry and Vigo counties, scarce. January 13-March 10. Hibernates beneath cow dung and partly buried logs. Horn says the clypeus is without tubercles. Say, in his original description, makes the "trituberculate clypeus" one of the principal distinguishing characters. Traces of the tubercles are present in all specimens at hand and in some of them they are quite distinct.

1764 (5569). *APHODIUS FEMORALIS* Say, Journ. Phil. Acad. Nat. Sci., III, 1823, 215; *ibid.* II, 139.

Oblong, nearly parallel, moderately convex. Head and thorax piceous black, shining, sides of latter dull yellow; elytra smoky brown, opaque, pubescent, the base and often entire margin paler; antennæ and legs reddish-brown. Head with three feeble tubercles, surface finely and sparsely punctate, male, more coarsely and densely, female; clypeus truncate or faintly and broadly emarginate, the angles each side broadly rounded. Thorax nearly twice as wide as long, basal marginal line distinct; surface sparsely and finely punctate, male, more coarsely and closely, female. Elytral striae rather deep, finely punctured; intervals convex, with a row of distinct punctures each side. Length 4.5-6.5 mm.

Throughout the State; common. April 13-October 11. Readily known by the pubescence and dull sooty-yellow hue of elytra.

1765 (5570). *APHODIUS WALSHI* Horn, Trans. Amer. Ent. Soc., III, 1870, 132.

Resembles *femoralis* in form and color. Sides of thorax more widely and distinctly yellow. Head sparsely and finely punctate in both sexes. Thorax with a marginal row of bristly yellow hairs, hind angles rounded. Elytral striae very finely punctured; intervals convex, alutaceous, with a few very fine punctures, the three outer ones more distinctly punctate. Length 5-6 mm.

Lake County; rare. May 27. Taken from the carcass of a hen. Known heretofore from Illinois and Kansas.

1766 (5572). *APHODIUS OBLONGUS* Say, Journ. Phil. Acad. Nat. Sci., III, 1823, 215; *ibid.* II, 138.

Oblong, moderately elongate, slightly broader behind. Piceous black, shining; antennæ and legs brownish. Head without tubercles, sparsely and rather finely punctate at middle, more coarsely at sides; clypeus broadly and rather feebly emarginate, a small reflexed tooth each side of notch. Thorax nearly twice as wide as long, distinctly narrower behind middle, base curved at middle, oblique near hind angles; surface coarsely and

sparsely punctate with finer punctures intermingled. Elytra as wide at base as thorax, with a distinct tooth on each humerus; striae deep and subcrenately punctate; intervals nearly flat, sparsely and finely punctate. Length 7.9 mm.

Orange County; scarce. September 9.

*A. humeralis* Lee., black, shining, elytral striae fine with large round distant punctures, is known from Detroit, Michigan, and Maryland.

### Tribe III. ORPHININI.

This tribe is represented in the United States by a single genus comprising oval, convex species, covered above with short, erect hairs. They have the mandibles and labrum of horn-like texture, not covered by the clypeus, which is not expanded as in the two preceding tribes; antennae 10-jointed, club three-jointed; eyes not emarginate; front coxae prominent; middle coxae oblique, contiguous; elytra striate, covering the abdomen; ventral segments six, not firmly united; tarsi with a small seta-bearing process between the claws. The principal papers treating of the North American species are as follows:

*Horn*.—“Ochodaeus—Synoptical Table of,” in *Trans. Amer. Ent. Soc.*, II, 1868, 50–52.

*Horn*.—“Revision of the U. S. Species of Ochodaeus and other Genera of Scarabaeidae,” in *Trans. Amer. Ent. Soc.*, V, 1876, 177–197.

### XI. OCHODEUS Serv. 1827. (Gr., “to carry + tooth.”)

To this genus, as characterized above, belong eight species, only one of which occurs east of the Mississippi.

1767 (55781). OCHODEUS MUSCULUS Say, *Bost. Journ. Nat. Hist.*, I, 1835, 178; *ibid.*, II, 652.

Oval, convex. Uniform reddish- or chestnut-brown, sparsely clothed with short erect hairs. Head coarsely punctured; clypeus with a double margin, the upper one forming a curved carina; vertex with a feeble transverse carina. Thorax three times as wide as long, sparsely punctured in male, more densely in female; a rounded impression on the middle of each side. Elytral striae rather closely punctured; intervals subconvex, each with two or three irregular rows of small punctures. Length 5.6 mm.

Two specimens from near Hessville, Lake County, June 13–June 17. Say described the species from a single female taken near New Harmony, Posey County. Horn records it from Michigan, Dakota and Nebraska.

## Tribe IV. GEOTRUPINI.

Rounded, convex beetles having the mandibles and labrum prominent, of horn-like texture; antennæ 11-jointed, club 3-jointed, variable in form; elytra usually strongly striate, covering the abdomen; the middle coxæ, ventral segments and tarsal claws as in Tribe III. The thorax of some males, and more rarely the head, is armed with horns or tubercles. Most of the species live in excrement; others, according to Horn, are veritable hoboes, "wandering about without visible means of support." The principal literature treating of the North American members of the tribe is as follows:

*Horn*.—"Notes on Genera of Coprophagns Scarabæidæ of the U. S.," in *Trans. Amer. Ent. Soc.*, III, 1870. The genera *Bradycinetus*, *Bolboceras* and *Odonteus* are treated on pp. 48-50.

*Horn*.—"Geotrupes of Boreal America," in *Trans. Amer. Ent. Soc.*, I, 1868, 313-322.

*Horn*.—"Synopsis of the Geotrupes of the U. S.," in *Trans. Amer. Ent. Soc.*, VIII, 1880, 145.

*Blanchard, Frederick*.—"Some account of our Species of Geotrupes," in *Psyche*, V, 1888, 103-110.

*Schaffner, Chas.*—"On *Bradycinetus* and *Bolboceras* of North America, with Notes on other Genera," in *Trans. Amer. Ent. Soc.*, XXXII, 1906, 249-278.

Of the five genera of Geotrupini recognized from the United States, representatives of four have been taken in Indiana:

## KEY TO INDIANA GENERA OF GEOTRUPINI.

- a*. Club of antennæ large, round, convex on both sides. (Fig. 1, No. 14.)  
*b*. Eyes only partially divided by a process from the side of head. XIII. BOLBOCERAS.  
*bb*. Eyes entirely divided.  
*c*. Color above black and reddish-brown; process between the middle coxæ with an erect tooth-like elevation. XIII. BOLBOCEROSOMA.  
*cc*. Color above uniform chestnut brown; process between the middle coxæ without a tooth-like elevation. XIV. ODONTEUS.  
*aa*. Club of antennæ smaller, composed of leaf-like plates. XV. GEOTRUPES.

XII. BOLBOCERAS Kirby, 1818. (Gr., "bull + horn.")

This genus is principally distinguished by having the eyes only partly divided and by the middle coxæ being contiguous or very close together.

1768 (5591). *BOLBOCERAS LAZARUS* Oliv., Edl. Hist. Nat. des Ins., I, 1789, 63.

Broadly oval, robust, convex. Uniform chestnut-brown, shining; margins of head, thorax and legs fringed with long brownish-yellow hairs. Males with a flattened, slightly recurved, truncate or emarginate horn on clypeus and a transverse ridge on vertex; females with clypeal horn reduced to a ridge and vertical ridge higher than in male. Thorax of male with a transverse ridge and a prominent tubercle each side on apical half; these reduced in female to a blunt crest; median lengthwise groove wide and deep behind the crest, with one or two coarsely punctured, obliquely transverse grooves each side. Elytra with five coarsely punctured striae between the suture and humeral ridge and four or five additional ones on the side. Length 6-12 mm.

Throughout the State; scarce. May 19-July 1. Two of the five specimens in the collection were taken at electric light; the others beneath rubbish.

XIII. *BOLBOCEROSOMA* Schaeffer, 1906. (Gr., "bull-horn" + "body.")

In this genus the eyes are completely divided and the middle coxae are very narrowly separated, with a tooth-like elevation arising from a process between them. One species is known from the United States.

1769 (5590). *BOLBOCEROSOMA TARTUM* Fab., Spec. Insect., I, 1781, 14.

Broadly oval, very robust, strongly convex. Reddish-yellow; head, narrow basal line (and sometimes a discal spot) on thorax, sutural and marginal lines and apical third of elytra, black. Males with front edge of clypeus and angles in front of eyes, acute, elevated and slightly reflexed; also with a short, acute horn arising from the middle of the clypeus; females with the horn reduced to a transverse ridge. Thorax of male with a deep pit each side of apical half; between these a ridge with an acute tooth at each end and a similar tooth outside each pit; in female the pits are absent, the front half bearing only an elevated ridge. Elytra with five or seven coarsely punctured striae between the suture and humerals. Length 8-12 mm.

Throughout the State; scarce. June 6-June 15. Occurs beneath logs, most frequently in sandy localities; also along pathways in woods. The black area of the upper surface varies greatly in size. A female from Lawrence County has three black spots on apical half of thorax, one median and a smaller one each side, and the pale portion of elytra limited to a small rounded spot on basal third. The specimens with seven striae between the suture and humeral prominence are usually listed as var. *lunifactus* Beany. All but one of the Indiana specimens are of this form.

XIV. *OPONTEUS* Meg. 1821. (Gr., "a tooth.")

Eyes completely divided; middle coxæ contiguous without a tooth-like elevation on the process between them. The males have a long, slender, curved horn arising from the clypeus. Two of the three known North American species have been taken in the State.

1770 (5592). *OPONTEUS FILICORNIS* Say, Journ. Phil. Acad. Nat. Sci., III, 1823, 211; *ibid.* II, 136.

Broadly oval, convex. Uniform pale chestnut-brown, male; brownish-yellow, female. Clypeus with a slender, curved, movable horn, longer than the greatest width of head. Thorax of male with a deep median groove on basal two-thirds, a broad pit each side, bordered externally by a sharp longitudinal ridge, the groove and pits sparsely and coarsely punctured; female with median groove less wide and deep, the pits obsolete; the sides more densely and coarsely punctured than in male. Elytra each with 11 or 12 shallowly impressed, coarsely punctured striae. Length 6–8.5 mm.

Frequent about Hessville, Lake County; one specimen from Vigo County, May 9–July 16. Occurs beneath logs and other cover in sandy localities.

1771 (5593). *OPONTEUS CORNIGERUS* Melsh., Proc. Phil. Acad. Nat. Sci., II, 1844, 138.

Resembles *filicornis* but larger and more robust. Horn of clypeus of male stouter and not movable. Thorax of male with median groove shorter and wider, the pits on each side very large, reaching nearly to base, their outer margin not limited by a sharp ridge; a stout reflexed horn in front of each pit. Elytra as in *filicornis*. Length 10 mm.

One male from Vigo County, September 28. Taken from beneath a partly buried log in upland, sandy woods. Female not seen and, as far as I can ascertain, not described.

XV. *GEOTRUPES* Fab. 1798. (Gr., "the earth-bore.")

Medium-sized, broadly oval species, varying in color from black to dark metallic green or purple. They have the antennal club small, with the plates of equal thickness. Some of them are very common species, occurring under cow dung, in pastures, often burrowing into the ground beneath. Of the 11 species known from North America, three have been taken in the State, while another doubtless occurs.

KEY TO INDIANA SPECIES OF *GEOTRUPES*.

- a.* Body above shining, more or less metallic; elytra distinctly striate.  
*b.* Striae of elytra without punctures; head without tubercles; basal marginal line of thorax absent. SEMIOPACUS.

- bb.* Striae of elytra punctured; head with a median tubercle; basal marginal line of thorax present.
- c.* First joint of hind tarsus shorter than the next three together; claws of middle tarsi chelate in the male. 1772. *SPLENDIDUS*.
- cc.* First joint of hind tarsus equal to the next three; claws of middle tarsi of male not chelate. 1774. *BLACKBURNII*.
- aa.* Body above opaque, black; elytra not striate, but with rows of punctures. 1773. *OPACUS*.
- G. semiopacus* Jekl., has been taken near Cincinnati.

\*1772 (5596). *GEOTRUPES SPLENDIDUS* Fab., Syst. Ent., 1798, 18.

Broadly ovate. Color very variable; brilliant metallic green, purple or bronze. Clypeus rounded in front, surface coarsely and roughly punctate and with a distinct median tubercle. Thorax twice as wide as long, surface finely and sparsely punctured, more coarsely and densely on sides. Elytra deeply striate, the striae with well-defined punctures; intervals smooth, flat or subconvex. Male with middle tarsus short and thick. Length 12-17 mm. (Fig. 367.)

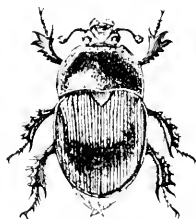


Fig. 367.  $\times 11$ .

Throughout the State; common. March 16 - December 20. A pair were found mating beneath a log on the latter date. They evidently sometimes feed upon carrion as a pair, also mating, were taken beneath the bones of a dead horse on May 6.

1773 (5601). *GEOTRUPES OPACUS* Hald., Proc. Phil. Acad. Nat. Sci., VI, 1853, 362.

Broadly oval. Above black, opaque, often with a purplish tinge; under surface and legs bluish. Clypeus rounded, rough, with few punctures and with a distinct tubercle near the frontal suture. Thorax with fine, irregularly scattered punctures, more coarse and numerous on the sides. Elytra smooth, not striate, each with about 16 somewhat irregular rows of fine punctures. Length 12-15 mm.

Lake and Vigo counties; rare. May 19 - October 11. Occurs in sandy localities.

1774 (5602). *GEOTRUPES BLACKBURNII* Fab., Spec. Insect., 1, 1781, 20.

Broadly oval. Black, feebly bronzed. Clypeus rounded in front, finely and densely punctate, with a slight tubercle behind the middle. Thorax with the center of disk nearly smooth, the sides with fine and sparsely placed punctures; a feebly impressed median line on basal half. Elytra deeply striate, the striae finely punctured. Front tibiae of male with a short spur. Length 13-16 mm.

Very common in the southern half of the State; much less so in the northern counties. March 11 - October 17. Often seen on the wing. The surface is less shining and the color not variable as in *splendidus*; the average size is also smaller.

## Tribe V. ACANTHOCERINI.

To this tribe belong three small, oval, convex, smooth, shining beetles, living under bark and in rotten wood. They have the mandibles and labrum of horn-like texture and prominent; the antennæ 10-jointed, club 3-jointed; front coxæ conical, prominent; middle coxæ transverse, contiguous; ventral segments five, loosely united; pygidium entirely covered by the elytra; tarsi with slender claws without a process between them. One of the two genera comprising the tribe is represented in Indiana. No papers treating of the tribe as such have been published, the descriptions of the species being isolated.

## XVI. CLEOTUS Germ. 1842. (Gr., "girdled.")

This genus contains two small species having the middle and hind tibiæ thick; body partially contractile, so that it may be rolled up into a somewhat hemispherical mass, much in the same manner as in the members of the genus *Agathidium* of the Silphidæ. The scutellum is large, triangular and attenuate behind and the elytra are not striate.

1775 (5608). CLEOTUS APHODIODES Ill., Germ. Zeitsch., IV, 1805, 137.

Short, oval or subglobose. Blackish or purplish-bronzed, polished. Clypeus rounded in front, finely and sparsely punctate. Thorax about twice as broad as long, sides nearly straight; hind angles rectangular, disk finely and sparsely punctured and with two impressions each side near the margins. Elytra with the side margins entire, surface with rows of long, deeply impressed, rather close punctures, and with three or four elevated lines on apical third, the outer one longer. Length 4-4.5 mm.

Southern half of State; frequent. April 9–November 22. Occurs beneath bark, especially that of oak and hickory. Easily distinguished from the next species by its smaller size and the more closely placed punctures and entire side margins of elytra.

1776 (5609). CLEOTUS GLOBOSUS Say, Bost. Journ. Nat. Hist., I, 1835, 179; *ibid.* II, 653.

Form and color of the preceding but slightly larger. Clypeus finely rugose. Thorax much more densely punctate. Elytra with the side margins finely denticulate; the punctures oblong, separated from each other by a distance about equal to their length; apical half with four or five slightly elevated lines, the two outer ones extending toward the humerus. Length 5-5.5 mm.

Throughout the State; scarce. March 20–November 30. Probably hibernates as imago. The specimens taken on November 30



were from the half-dried carcass of a dog. It seems, therefore, that this species sometimes has the habits of *Trox*, a genus with which it is closely allied and in which it was placed by Say.

#### Tribe VI. TROGINI.

Oblong, convex, dirty-looking brown beetles, which occur under or about the skins and bones of carrion, old hides or feathers. The surface is usually roughly sculptured and covered with a crust of earth which is difficult to remove. From the preceding tribe they differ in form and by having the side pieces of mesothorax not reaching the rounded middle coxae. They possess a distinct stridulating organ in the form of an elliptical plate with pearly reflections, located on the upper part of the outer face of the first ventral segment, and covered by the elytra. A small oval polished space on the inner surface of the elytra near the margin and about opposite the plate serves as an aid in producing the sound. All of our species belong to the single genus *Trox*. The following are the principal papers treating of the North American forms:

*LeConte*.—"Descriptions of the species of *Trox* and *Omorgus* inhabiting the United States," *in Proc. Phil. Acad. Nat. Sci.*, VII, 1854, 211-216.

*Horn*.—"Revision of the Species of *Trox* of the United States," *in Trans. Amer. Entom. Soc.*, V, 1874, 1-12.

#### XVII. *Trox* Fab. 1792. (Gr., "a gnawer.")

Twenty-one species of this genus are recognized from the United States, 14 of which have been taken in Indiana, while one other perhaps occurs. Sometimes a half dozen or more species are found in company in or beneath the same old skin or other remains of carrion. Unless cleaned of their usual encrusted coat of dirt, the specimens are very difficult to classify.

#### KEY TO THE INDIANA SPECIES OF *Trox*.

- a.* Scutellum spear-shaped, i. e., narrowed strongly near the base, its sides at middle angulate; larger species, 12 or more mm.
- b.* Elytra with rows of tubercles very distinct and tomentose, or covered with fine hairs.
- c.* First joint of antennae with dark brown hairs; club dark.  
1777. SCABROSUS.
- cc.* First joint of antennae with reddish-brown hairs; club reddish brown or ash-gray.
- d.* Elytral tubercles round, their entire surface tomentose.  
1778. MONACHUS.

- dd.* Elytral tubercles oblong, the front portion of each without hairs. 1779. ASPER.
- bb.* Elytra with rows of tubercles much less distinct, wholly without hairs.
- c.* Sides of thorax near the hind angles rather deeply notched; elytra not distinctly tuberculate. 1780. SUBEROSUS.
- cc.* Sides of thorax not or very feebly notched; elytra with well marked rows of smooth tubercles. PUNCTATUS.
- aa.* Scutellum oval, never spear-shaped; size smaller, not over 12 mm.
- f.* Tip of prosternum behind the front coxæ not spiniform; hairs of elytral intervals, when present, in tufts, never in single row.
- g.* Hind femora with a row of small spines along the hind margin; thorax with a median groove, limited on each side with an obtuse ridge; elytral tubercles with erect setæ or bristle-like hairs; length 9-10 mm. 1781. TUBERCULATUS.
- gg.* Hind femora without spinules.
- h.* Elytral tubercles with black setæ.
- i.* Tubercles elevated, the setæ erect, moderately long; length 6-7 mm. 1782. ERINACEUS.
- ii.* Tubercles indistinct, setæ very short; length 9-10 mm. 1783. CAPILLARIS.
- hh.* Elytral tubercles with reddish-brown or pale hairs or scales.
- j.* Elytra distinctly tuberculate; thorax with well marked ridges.
- k.* Thorax sulcate at middle, the ridges straight or nearly so.
- l.* Elytral margins entire at base; length 10-12 mm. 1784. UNISTRIATUS.
- ll.* Elytral margins crenulate or with small teeth at base; length 6-8 mm. 1785. SORDIDUS.
- kk.* Thorax with the median groove divided into two foveæ or pits, the ridges very sinuous; length 5-6 mm.
- m.* Tubercles of elytra with erect brownish setæ. 1786. INSULARIS.
- mm.* Tubercles with pale yellowish scale-like hairs. 1787. TERRESTRIS.
- jj.* Elytral tubercles very indistinct, being replaced by patches of setæ.
- n.* Front tibiae without fine teeth above the tooth on side; tufts of setæ on elytra of equal size in all the rows; length 6-6.5 mm. 1788. ÆQUALIS.
- nn.* Front tibiae with fine teeth near the base; tufts of setæ on elytra much smaller on the alternate rows; length 5-6 mm. 1789. SCABER.
- ff.* Tip of prosternum spine-like behind the coxæ; elytral intervals with a single row of short, erect setæ; front tibiae bidentate on the outer side and crenulate near the base. 1790. ATROX.

1777 (5613). *Trox SCABROSUS* BEAUV., INS. Afr. et Amer., 1805, 175.

Oblong-oval, robust. Dull blackish-brown or piebais; labrum and mandibles and basal joint of antennæ clothed with stiff brown hairs. Thorax with sides rounded, deeply and broadly notched near hind angles, the lat-

ter in the form of a rounded lobe; base rather acutely lobed at middle; disk with four elongate tubercles along the basal margin, the outer one each side with a smaller one in front; the median pair each with a Y shaped ridge in front, these ridges forming the sides of a median groove. Elytra with rows of moderately elevated, oblong, tubercles, tomentose at summit; between the rows of large tubercles is a row of smaller ones, also tomentose at top, and on each side of the smaller tubercles is a row of rounded granular elevations; the surface between all tubercles and elevations, smooth. Length 15-18 mm.

Lake County; rare. September 3. I have seen but a single specimen, taken by J. D. Hood on the beach of Lake Michigan, near Pine. It occurs on the sandy shores of lakes and rivers and is said to be abundant in the Gulf States. The rows of three different sizes of tubercles on the elytra readily distinguish this from our other large species.

1778 (5614). *Trox monachus* Herbst., Kafer, III, 1789, 25.

More oblong and less robust than *scabrosus*. Dark brown or fuscous. Thorax with sides subangulate in front of notch near hind angles; basal margin deeply sinuate near the angles; tubercles as in *scabrosus*. Elytra each with five rows of rounded or oval tubercles, tomentose at tip, rather distantly placed one from another, those of one row alternating with those of the next; the spaces between the tubercles finely and sparsely granulate, one of the tubercles of third row on apical fourth of elytra is much enlarged, the corresponding one in the fourth and fifth row also enlarged, but smaller than that of the third. Length 13-16 mm. (Fig. 368.)



Fig. 368. a, larva; b, pupa; c, beetle; d, e, f, leg, cervical plate and maxilla of larva. (After Riley.)

Southern half of State; frequent. June 7-October 6. Mating on the former date.

1779 (5615). *Trox asper* Lec., Proc. Phil. Acad. Nat. Sci., VII, 1854, 245.

Oblong, robust. Purplish or grayish-brown; the first joint of antennae and club as in *monachus*. Thorax as in *monachus*, except that the notch near hind angles is less deep, the angular lobe less prominent, and the sinuation of basal margin less marked. Elytra with rows of oblong or elongate, tomentose tubercles, their front ends smooth and shining. Intervals between the larger rows of tubercles each with a row of small ones, on each side of which is a row of rather deeply impressed punctures. Length 13-15 mm.

Putnam County; rare. June 11. Probably occurs sparingly throughout the southern half of State.

1780 (5616). *Trox suberosus* Fab., Syst. Ent., 1798, 31.

Oblong, robust. Dull grayish-brown, elytra mottled with piceous, sometimes almost black and shining. Thorax with sides rounded, the notch in front of hind angles broad and shallow, the basal tubercles as in *monachus*, but much less elevated and therefore less distinct, the Y-shaped ones forming the median groove almost obsolete except at middle. Elytral tubercles feeble or obsolete, with very small tufts of hairs between them. In those specimens in which the elytral tubercles and surface coating are wholly absent, the elytra are marked with rows of large rounded or subquadrate punctures, and appear black and shining. Length 12-17 mm.

Throughout the State; frequent. May 30—September 6. Often attracted by electric lights of the cities.

*Trox punctatus* Germ., length 12-17 mm., is a southern species which is recorded from near Cincinnati.

1781 (5618). *Trox tuberculatus* DeGeer, Mem. Ins., IV, 1778, 318.

Oblong, slightly broader behind. Black or piceous black. Head usually with four small tufts of hairs in a transverse row. Thorax twice as wide as long, sides feebly rounded, basal margin sinuate; disk with a wide and deep median groove, bordered each side by an entire ridge, rarely interrupted at middle by a transverse elevation. Elytra with rows of rather distinct, feebly elevated tubercles, covered with brownish, suberect setæ; intervals with much smaller tubercles, each of which, in perfectly clean specimens, is seen to be surrounded by three or four minute granules set in large shallow punctures or depressions. Front tibiae with one small marginal tooth and above it subserrate. Length 9-10 mm.

Lake, Putnam, Vigo and Posey counties; scarce. April 30—June 9. This and the next three species are of medium size and have the margins of thorax ciliate with short flattened hairs. The scutellum in it and all the remaining species is oval instead of spear-shaped.

1782 (5621). *Trox erinaceus* Lec., Proc. Phil. Acad. Nat. Sci., VII, 1854, 212.

Oblong-oval, shorter than *tuberculatus*. Dull black, shining when clean. Clypeus more distinctly angulate at middle, the front with two small tufts of hairs. Thorax as in *tuberculatus* the median sulcus more shallow and often feebly interrupted at middle. Elytral tubercles in first and third rows more or less connected on basal half, the others rounded, clothed with short, erect black hairs; intervals with smaller tubercles and small granules as in *tuberculatus*. Hind femora without spinules on hind margin. Length 6-7 mm.

Putnam County; rare. August 12. Taken from the skin of a dead squirrel. Probably occurs throughout the southern half of the State.

1783 (5622). *Trox capillaris* Say, Journ. Phil. Acad. Nat. Sci., III, 1821, 238; *ibid.*, II, 139.

Oblong-oval. Grayish or fuscous; when clean often purplish. Clypeus broadly rounded; front with four small tufts of brownish hairs. Thorax with sides feebly curved, gradually wider to base, the median groove shallow but entire, surface each side roughly punctured. Elytral tubercles feebly elevated, widely distant; intervals with minute tubercles or granules, these subsolite on the sides; intervals one to three each with four slightly elevated broken lines. Length 9-10.5 mm.

Southern half of State; frequent. April 12-December 25. Clean specimens can be quickly recognized by the fine "capillary lines" on the intervals near the suture. Say's specific name was based on the presence of these lines.

1781 (5623). *Trox unistriatus* Bealy, Ins. Afr. et Amer., 1805, 175.

Elongate-ovate. Dull brownish-black. Clypeus rounded. Thorax one-half broader than long, sides nearly straight, curved on apical fourth, hind angles rectangular, median groove feeble; surface coarsely punctured and with a large irregular depression each side near the groove and another near the margin, these usually concealed by dirt. Elytral tubercles elongate, slightly separated, thus forming elevated interrupted lines, each of these with two rows of very short brown, scale-like hairs; intervals each with a row of minute brownish tufts of hair and two rows of large, transverse, shallow punctures. Length 9.5-11.5 mm.

Southern half of State; frequent. May 2-June 10. Larger than *capillaris*, and readily distinguished by the carina-like lines of elytral tubercles and the larger and more distinct rows of punctures.

1785 (5624). *Trox sordidus* Lec., Proc. Phil. Acad. Nat. Sci., VII, 1854, 211.

Oblong-oval, broader behind. Dull black. Clypeus broadly rounded. Thorax two-thirds wider than long, sides nearly straight, ciliate with very short hairs; median groove slightly interrupted, its sides somewhat sinuous; surface roughly punctured and with a rounded impression each side on basal half. Elytra each with four rows of tubercles, those on basal half of first and second rows more elongate; intervals each with a single row of small distant tubercles. Front tibiae finely toothed above the median tooth. Length 6-8 mm.

Jennings, Putnam, Dubois and Posey counties; scarce. April 24-May 12. This and the remaining five species are all small in size and difficult to separate. This is the largest of the six, more robust and broader behind the middle. It resembles *tuberculatus* in form and sculpture, but is distinctly smaller and has the scales of the tubercles much paler.

1786 (5625). *Trox insularis* Chev., Col. Mex., 1835.

Ovate. Dull piceous or blackish-brown. Clypeus subangulate at middle; front with four obtuse tubercles. Thorax with sides feebly curved, margins ciliate; disk with the median ridges strongly sinuous, converging

at middle and united by a transverse ridge, thus dividing the groove into two fovee or depressions, the hinder one of these with a large rounded fovea on each side; apical half with a transverse fovea each side. Elytra with rows of small but distinct tubercles, bearing short, erect brownish hairs; intervals with a few very small tubercles and scattered granules. Front tibiae with a small marginal tooth near the angle. Length 5-6 mm.

Putnam, Vigo, Lawrence and Posey counties; frequent. June 2-September 26. Resembles closely the next and probably confused with it in many collections. Known by the erect brownish hairs of the elytral tubercles, which can be readily seen by viewing the specimen from the side. Listed as *L. forvicollis* Har.

1787 (5626). *Trox TERRESTRIS* Say, Journ. Phil. Acad. Nat. Sci., V, 1825, 192; *ibid.*, II, 295.

In form, color and sculpture of thorax this species very closely resembles *insularis*. Thorax with sides a little less rounded, and more convergent in front. Tubercles of elytra with yellowish scale-like hairs which are semi- or wholly prostrate. Length 5-6 mm.

Southern half of State; scarce. February 14-November 30. This species and the next hibernate beneath rails and chunks in fence corners where dead leaves have accumulated. It is possible that all species of *Trox* so hibernate, as several others have been taken very early in spring or late in autumn. When touched or uncovered all the species "play possum" or simulate death.

\*1788 (5627). *Trox EQUALIS* Say, New Spec. Ins. Louisiana, 1832, 5; *ibid.*, I, 301.

Elongate, subovate. Dull brownish-black. Clypeus rounded, densely punctured; front with minute tufts of reddish-brown hairs arranged in a transverse sinuous line. Thorax twice as wide as long, sides feebly and evenly curved, ciliate; dorsal groove very feeble, surface finely and evenly punctate, sparsely clothed with short, erect brownish hairs. Elytra without tubercles, but with numerous tufts of reddish-brown, scale-like hairs arranged in regular rows. Hind tarsi with joints 2-4 longer than wide. Length 6-6.5 mm.

Throughout the State; frequent. March 20-December 12. Occurs often distant from carrion beneath bark and about the roots of trees.

1789 (5629). *Trox SCABER* Linn., Syst. Nat., Ed. XII, 1785, 573.

Form of *aqualis*. Black, somewhat shining, when clean. Thorax with median groove a little more distinct and a shallow impression each side near base, the surface less covered with bristly hairs, otherwise as in *aqualis*. Elytra with rows of oblong, shallow punctures, the alternate intervals more elevated and bearing oblong tufts of brownish hairs; the intervening intervals with minute rounded tufts of similar hairs. Hind tarsi

longer than in *aqualis*. Front tibiae with two teeth on the outer margin near the tip and with several small blunt teeth near the base. Length 5-7 mm.

Frequent beneath dead fish and other carrion and rubbish along the beach of Lake Michigan in Lake and Porter counties; not noted elsewhere in the State, though probably occurs throughout, as Dury records it from Cincinnati. April 9-July 3.

1790 (5630). *Trox atrox* Lec., Proc. Phil. Acad. Nat. Sci., VII, 1851, 211.

Elongate-ovate. Black, surface without coating. Thorax transversely quadrate, sides moderately curved in front, slightly sinuate at base; hind angles acute, surface sparsely punctured, median groove wholly obliterated except a slight impression in front of scutellum. Elytra with broad, shallow striae, bearing transverse rather distant punctures; intervals feebly convex and with a single row of small punctures each of which bears a short, erect brownish hair. Hind femora with a row of spines along the hind margin. Length 8 mm.

Known from Indiana by two specimens taken near Lafayette, one each in the collections of Dury and Webster. Recorded heretofore only from Illinois and Kansas.

#### Subfamily II. MELOLONTHINAE.

The members of the subfamily are mainly distinguished by the position of the abdominal spiracles, which are in part placed on the superior portion of the ventral segments, the rows feebly diverging, the last spiracle usually visible behind the elytra. They are usually of looser, more slender build, with longer legs than the members of the preceding subfamily. The clypeal suture is transverse; club of antenna often elongated in males; tip of the abdomen usually visible beyond the elytra; color in general some shade of brown. In all of our genera the mandibles and labrum are beneath the clypeus and not visible from above. In habits they are entirely vegetable feeders, occurring on leaves and flowers, or flying about in the evening, and are often attracted in great numbers to electric and other lights.

But six of the 21 genera into which the subfamily is divided are represented in the State. The following papers treat of these genera and to them the special student is referred for more detailed descriptions:

*LeConte*.—"Synopsis of the Melolonthidae of the United States," in Journ. Phil. Acad. Nat. Sci., New Ser., III, 1856, 225-258.

- LeConte*.—“Short Studies of N. Amer. Coleoptera,” *in* Trans. Amer. Ent. Soc., VIII, 1880. A synopsis of the genus *Hoplia* is given on pages 191–194.
- Horn*.—“Revision of the U. S. Species of Ochodanus and other Genera of Scarabæidæ,” *in* Trans. Amer. Ent. Soc., V, 1876. The genera *Macrodactylus* and *Dichelonycha* are treated on pages 183–192.
- Horn*.—“Revision of the Species of Lachnosterna of America North of Mexico,” *in* Trans. Amer. Ent. Soc., XIV, 1887, 209–296.
- Smith, John B.*—“Notes on *Lachnosterna fusca*,” *in* Insect Life, I, 1888, 180–185.
- Smith, John B.*—“Some New Species of Lachnosterna,” *in* Ent. Amer., V, 1889, 93–99.
- Smith, John B.*—“Notes on the Species of Lachnosterna of Temperate North America with Descriptions of New Species,” *in* Proc. U. S. Nat. Mus., XI, 1888, 481–525, Pls. XLVIII–LX.
- Fall, H. C.*—“Notes on *Dichelonycha* and *Cantharis* with Descriptions of new Species in other Genera,” *in* Trans. Amer. Ent. Soc., XXVII, 277–292.
- Fall, H. C.*—“Revision of the Species of *Diplotaxis* of the United States,” *in* Trans. Amer. Ent., XXXV, 1909, 1–97.

## KEY TO INDIANA GENERA OF MELOLONTHEINÆ.

- a.* Middle and hind tibiæ with only one spur, this sometimes obsolete; tarsi without setæ-bearing process between the claws; hind tarsi with a single claw; body scaly. XVIII. HOPLIA.
- aa.* Middle and hind tibiæ with two spurs; all tarsi with two equal claws and a distinct setæ-bearing process between them.
- b.* Form elongate, slender; colors metallic green or bronzed (at least in part) or dull yellow.
- c.* Elytra pubescent, not densely scaly; claws chelate, i. e., capable of being folded along the last joint of the tarsi. XIX. DICHELONYCHA.
- cc.* Elytra densely covered with elongate yellowish scales; tarsal claws not chelate. XX. MACRODACTYLUS.
- bb.* Form robust, heavy; color brownish, sometimes iridescent.
- d.* Ventral segments five; elytra either uniformly and rather finely punctured, or with punctured striae. XXI. DIPLOTAXIS.
- dd.* Ventral segments six.
- c.* Elytra with rather indistinct but regular sulci or grooves on the disk; ventral segments free; size small, not over 10 mm. XXII. SERICA.
- cc.* Elytra without striae or grooves over the great portion of the disk; ventral segments connate; size larger, 11.5 or more mm. XXIII. LACHNOSTERNA.



## XVIII. HOPLIA Illiger, 1803. (Gr., "arms.")

Oblong, more or less flattened insects, living on flowers by day, beneath cover at night, and having the body entirely or in part covered with flat scales of a yellowish, brownish or silvery hue; claws of front and middle tarsi chelate and unequal, the outer one being larger and bifid at tip; scutellum small; club of antennae three-jointed. The two sexes often differ much in size and color and the males have the hind tibiae and tarsi stouter.

## KEY TO INDIANA SPECIES OF HOPLIA.

- a.* Claw of hind tarsi not cleft.
- b.* Sexes dissimilar in color, male black, hairy with grayish pubescence; female brown with pale brown and yellowish silvery scales; thorax wide, narrowed in front, its sides subangulate and rounded. 1791. TRIFASCIATA.
- bb.* Both sexes dull black, thinly clothed with elongate grayish scales; thorax with sides oblique, slightly rounded; clypeus more strongly margined in front. 1792. TRIVIALIS.
- aa.* Claw of hind tarsi cleft near the tip.
- c.* Sides of thorax strongly angulated; black, sides of thorax, suture and margins of elytra and two oblique branches with silvery scales. 1793. LIMBATA.
- cc.* Sides of thorax either broadly rounded or nearly straight.
- d.* Brown, clothed with very small scales, these oval on thorax, narrow and hair-like on elytra. 1794. MODESTA.
- dd.* Dull brownish-yellow, very densely clothed with silvery scales, these circular on thorax, broadly oval on elytra. 1794a. VAR. BARBATA.

1791 (5650). HOPLIA TRIFASCIATA Say, Journ. Phil. Acad. Nat. Sci., III, 1823, 200; *ibid.* II, 301.

Oblong. Male dull black; thorax and elytra rather densely clothed with elongate grayish-yellow prostrate hairs or hair-like scales; pygidium and abdomen densely covered with silvery scales; these replaced by erect gray hairs on front of under surface and legs. Female with head black; thorax and elytra reddish-brown, covered with yellowish scales, some of those of elytra usually more densely placed so as to form three irregular, undulated bands, one at base, another at middle and a third near apex; entire under surface clothed with silvery scales. Head and thorax in both sexes with numerous erect grayish or yellowish hairs. Clypeus truncate, the front edge reflexed. Length 6.5-9 mm.

Lake, Starke and Vigo counties; scarce. April 8-May 27. Occurs on flowers of *Catalpa*, etc. Passes the winter in pupal stage beneath half-buried logs and other cover. The black males appear to be rare, but one having been taken in the State.

1792 (5651). *HOPLIA TRIVIALIS* Hald., Col. Hefte, V, 1869.

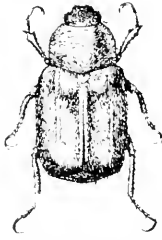


Fig. 369.  $\times \frac{3}{4}$ .  
(Original.)

Elongate-oblong. Dull black; upper surface clothed with lanceolate, hair-like scales, those on elytra usually so placed as to form two indistinct bands, one at middle, the other at apex; pygidium and abdomen rather sparsely covered with flat, silvery scales; front portion of under surface, legs and thorax with erect gray hairs. Elytra at base a little wider than base of thorax, the humeri prominent. Length 6-7 mm. (Fig. 369.)

Starke, Fulton and Putnam counties; frequent beneath boards, etc., in sandy localities about the borders of lakes. April 8-May 9.

1793 (5653). *HOPLIA LIMBATA* Lec., Journ. Phil. Acad. Nat. Sci., New Ser., III, 1856, 286.

Elongate. Black; above with scales as mentioned in key; pygidium and under surface densely clothed with rounded, silvery scales. Claws of hind tarsi cleft near the tip. Length 7.5-8.5 mm.

LeConte described this from "two specimens found at Evansville, Indiana." Of it he says: "The dilatation of the white suture at the middle forms an oblique fascia reaching two-thirds way to the suture; the posterior dilatation is a spot connected both with the suture and tip. The thorax is hardly narrower at tip than at base. The legs are black, with the thighs sparsely sprinkled with silvery scales." Not represented in the collection at hand.

1794 (5654). *HOPLIA MODESTA* Hald., Proc. Phil. Acad. Nat. Sci., I, 304.

Oblong. Black or dull reddish-brown; head and thorax fuscous. Upper surface with scales as noted in key; pygidium and under surface rather thickly covered with larger oval, iridescent silvery scales. Clypeus narrower than in the other species, truncate, its front margin feebly reflexed. Thorax flattened with oblique but slightly rounded sides. Elytra obsolete costate. Hind tarsal claws finely cleft near the apex. Length 6-7.5 mm.

Lake, Putnam, Owen and Knox counties; scarce. May 25-June 26.

1794a (—). *HOPLIA MODESTA BARBATA* VRF. NOV.

More robust than *modesta*. Color as given in key; pygidium and under surface reddish-brown, shining, very densely clothed with oval silvery scales. Thorax one-half wider than long, sides nearly straight, subsinuate near hind angles. Elytra without trace of costæ. Hind tibiae and tarsi of males very much larger than in *modesta*. Length 8-8.5 mm.

Vigo and Owen counties; rare. May 31-June 15. Taken from the flowers of the climbing bitter-sweet, *Celastrus scandens* L. The shorter, wider and more densely placed scales of the elytra readily separate this from *modesta*. The scutellum is also longer and more narrow than there.

## XIX. DICHELONYCHA Kirby, 1837. (Gr., "cleft-claw.")

Elongate, parallel, subdepressed species, usually piceous or brownish-yellow in hue, with a distinct greenish, purplish or bronze lustre. They are covered with a fine silky pubescence, have large, prominent eyes, the first ventral segment in great part visible, the claws cleft at tip. The males have the club of antennae nearly as long as the remaining portion and the middle line of abdomen, when viewed from the side, more or less concave. They often occur in numbers on the young shoots or leaves of trees and shrubs. Five species have been taken in Indiana, while another probably occurs.

## KEY TO INDIANA SPECIES OF DICHELONYCHA.

- a.* Thorax without a well defined median groove.  
*b.* Prevailing color dull brownish-yellow, the elytra usually with faint greenish or bronzed surface lustre; tibiae and tarsi entirely pale.  
*c.* Suture between clypeus and front indistinct, not impressed.  
*d.* Subapical marginal grooves of thorax distinct; front margin of clypeus narrowly reflexed; elytra with a darker narrow stripe on the sides which is more distinct at its extremities.  
 1795. SUBVITTATA, TESTACEA.  
*dd.* Subapical and basal marginal grooves obsolete; clypeus rather broadly reflexed; elytra without trace of darker lateral stripe.  
 1796. DILUTA, TESTACEA.  
*cc.* Suture between clypeus and front distinct, rather deeply impressed; clypeus rather strongly reflexed; subapical marginal line of thorax deeply impressed; elytra pale, feebly tinged with green.  
 1797. ELONGATA, TESTACEA.  
*bb.* Prevailing color dark; elytra in fully colored species more or less brilliant green or bronze.  
*c.* Suture between clypeus and front indistinct; surface lustre greenish or purplish; apex of hind tibiae and tarsi piceous.  
 1798. FUSCULA, TESTACEA.  
*cc.* Suture between clypeus and front deeply impressed; elytra piceous with bronzed lustre; legs wholly reddish-brown or piceous.  
 1799. ALBICOLLIS, TESTACEA.  
*aa.* Thorax with a rather broad and deeply impressed median line or groove; elytra with distinct greenish lustre.

1795 (5657). DICHELONYCHA SUBVITTATA Lec., Journ. Phil. Acad. Nat. Sci., III, 1856, 279.

Resembles *elongata* in form but stouter. Dull reddish-brown or brownish-yellow, with a bronze or greenish tinge; elytra with a fuscous or dark greenish stripe on sides, often obsolete except on the humeral and apical elevations. Head coarsely and rugosely punctured. Thorax with a faint median line; less densely and more coarsely punctured than in *elongata*, its surface sparsely pubescent in both sexes. Elytra rather coarsely punctured and wrinkled, very sparsely pubescent. Length 10-11.5 mm.

Marshall, Marion and Lawrence counties; scarce. May 26–June 24. Occurs on hazel and oak foliage.

*D. testacea* Kirby is a boreal species which may occur in northern Indiana.

1796 (—). *DICHELONYCHA DILUTA* Fall, Trans. Amer. Ent. Soc., XXVII, 1901, 283.

Elongate, parallel. Pale, dull yellow; front and thorax sometimes fuscous; elytra feebly tinged with green. Clypeus more strongly reflexed, less densely and more deeply punctate than in *elongata*, the sutural line distinctly impressed. Thorax rather sparsely and coarsely punctate, sparsely pubescent, its sides strongly subangulate. Elytra coarsely and roughly punctulate. Inner spur of hind tibiae of male distinctly broader and more obtuse than in *elongata*. Length 8.5–9.5 mm.

Starke and Crawford counties; scarce. May 25–June 27. Beaten from oak shrubs. The clypeus in all the four specimens at hand is distinctly and abruptly paler than the vertex.

1797 (5656). *DICHELONYCHA ELONGATA* Fab., Syst. Ent., I, 1798, 170.

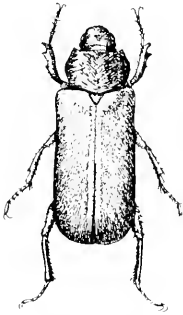


Fig. 370. — 3.  
(Original)

Elongate, parallel. Head and thorax piceous or dark reddish-brown. Elytra dull brownish-yellow or darker, more or less tinged with greenish, purplish or bronzed lustre; antennae and legs pale, the apex of hind tarsi and tibiae piceous. Head densely and rather coarsely punctured. Thorax with sides sinuate behind the middle, hind angles prominent; surface densely punctured, sparsely pubescent, male; densely pubescent, female. Elytra rather coarsely punctured, sparsely and finely pubescent. Pygidium and sides of abdomen rather densely clothed with long, silvery, scale-like hairs. Length 8–10 mm. (Fig. 370.)

Throughout the State; frequent. April 18–July 5. Occurs on flowers of wild plum, wild rose, etc., and on leaves of oak and willow.

1798 (5663). *DICHELONYCHA FUSCULA* Lec., Journ. Phil. Acad. Nat. Sci., III, 1856, 281.

Elongate, slender, parallel. Dark reddish-brown or piceous; elytra with a pale marginal stripe, their surface otherwise uniformly and distinctly bronzed. Clypeus concave, the margin moderately reflexed, rather densely and coarsely punctured. Thorax sparsely and rather deeply punctured, the intervals between the punctures shining; sparsely pubescent. Elytra very coarsely punctured, sparsely pubescent. Length 7 mm.

Putnam and Crawford counties; rare. May 27–June 20. Probably occurs throughout the southern half of State. Readily known by its smaller size and dark bronzed elytra with paler margin.

1799 (5667). *DICHELONYCHA ALBICOLLIS* Burd., Handb. Ent., IV, 1812, 74.

Elongate, parallel, rather robust. Dull brownish or fuscous yellow, sparsely clothed with short pubescence. Elytra with greenish lustre, the suture and margins paler. Head coarsely and densely punctured; suture feebly impressed; clypeal margin moderately reflexed. Thorax coarsely and sparsely punctured, sides obtusely angulate, oblique near hind angles, which are broadly rounded. Elytra coarsely punctured. Males with outer spur of hind tibiae much broader than inner, truncate at tip and distinctly twisted. Length 11-12.5 mm.

Porter County; scarce. June 27-June 28. Beaten from pine near Dune Park. Easily distinguished by its larger size and deep median groove of thorax.

XX. *MACRODACTYLUS* Lat. 1825. (Gr., "long + toe or claw.")

The members of this genus are commonly known as "rose-bugs" and are elongate, rather slender beetles having the elytra densely covered with yellowish scales; tarsi very long and bearing long, slender diverging claws cleft at tip, more deeply in the female; labrum not united with clypeus; front coxae prominent and conical. Males with front and hind tibiae without spurs; prosternum elevated in a vertical spine behind the front coxae; pygidium elongate instead of triangular as in the female. Two of the three known North American species have been taken in Indiana.

1800 (5690). *MACRODACTYLUS SUBSPINOSUS* Fab., Syst. Ent., 1798, 39.

Elongate, slender. Dull brownish-yellow or reddish-brown, densely covered with yellow scales or hairs; head, thorax and under surface usually darker; tarsi and apex of tibiae black. Thorax convex, a little longer than wide, much wider at middle and rapidly narrowing thence to both base and apex; surface with short, recumbent yellow hairs, male, or with recumbent hairs and short, vertical setae intermingled, female. Elytra indistinctly striate. Male with prosternal spine as long as coxae and visible from the front, the ventral segments each with two to five slender bristles on each side; ventral segments of female with a few median erect hairs. Length 8-10 mm. (Fig. 371.)

Throughout the State; very common. June 5-July 5. Noted especially on wild grape vines about the borders of marshes and lakes in northern Indiana. This is the best known rose chafer or rose beetle, and is very destructive in the

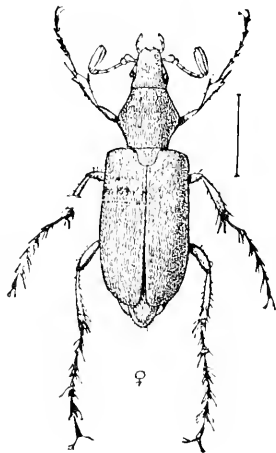


Fig. 371. Line shows natural size. (After Forbes.)

imago stage. It sometimes appears in immense numbers on roses and various flowers and also on leaves and blossoms of grape, often completely ruining the crop of the latter. Bordeaux mixture is a repellent, but in addition to its use, until after the grapes are set, the beetles should be beaten into umbrellas and burned.

1801 (5691). *MACRODACTYLUS ANGUSTATUS* Beauv., Ins. Afr. et Amer., 1, 1805, 30.

Form of the preceding but somewhat larger. Uniform dull brownish-yellow except the apex of tibiae and apical halves of tarsal joints, which are piceous. Male with prosternal spine short, not visible from the front, the bristles of ventral segments very short. Female with all the hairs of disk of thorax erect, those of the margins recumbent; abdomen with numerous erect hairs along the middle, these arising from strong punctures. Elytra with erect hairs near the base. Length 9-11 mm.

Crawford and Perry counties; rare. May 21-June 25. A species of southern range, belonging to the Austroriparian fauna of the State.

## XXI. *DIPLLOTAXIS* Kirby, 1837. (Gr., "double + order.")

Small, oblong, convex species, brown or piceous in color and having the elytra not sulcate but simply and irregularly punctate or with the punctures of feeble costae arranged in rows, the wider intervals being irregularly punctured. The antennae are 10-jointed and only five ventral segments are visible. The body is not broader behind, as in *Scirica*, and the tarsal claws are cleft or toothed. They occur beneath flat stones, bark and logs, usually in dry, hilly localities. Three species have been taken in Indiana, while two others may occur.

### KEY TO INDIANA SPECIES OF *DIPLLOTAXIS*.

- a.* Body pubescent; elytra without distinct rows of punctures. 1802. *SORDIDA*.
- aa.* Body not pubescent above; elytra with some of the punctures arranged in rows.
  - b.* Thorax with a distinct impression near front and hind angles.
    - c.* Disk of thorax unevenly punctured, leaving smooth spaces near the middle. LIBERTA.
    - cc.* Disk of thorax densely and more finely punctured. TRISTIS.
  - bb.* Thorax without distinct impressions near the angles.
    - d.* Clypeus semicircular, its front broadly and regularly rounded. 1803. HARPERI.
    - dd.* Clypeus hemihexagonal, its front subsulcate or slightly emarginate. 1801. FRONDCOLA.

1802 (5699). *DIPLOTAXIS SORDIDA* Say, Journ. Phil. Acad. Nat. Sci., V, 1825, 197; *ibid.* II, 299.

Oblong, robust, convex. Reddish-brown to black or piceous, subopaque; upper surface clothed with fine, short, suberect, yellowish hairs, those on thorax dense and more erect. Clypeus short, broadly but not deeply emarginate; its surface, as well as that of thorax and elytra, densely, rather finely and more or less confluent punctured. Thorax with a deep impression near the front angles and a distinct but more shallow one near the hind ones, the middle portion more convex; sides subangulate behind the middle, margin crenate. Elytra with very fine transverse wrinkles between the punctures. Length 11-12 mm.

Lake County; rare. July 28-September 3. Two specimens from beneath drift on the beach of Lake Michigan near Millers and Pine. It is known only from Michigan, Pennsylvania and Georgia, and seems to be everywhere rare.

1803 (5716). *DIPLOTAXIS HARPERI* Blanch., Cat. Col. Mus. Hist. Nat. Paris, 1850, 171.

Oblong, feebly convex. Reddish-brown or piceous, shining. Clypeus semi-circular, narrowly margined, slightly reflexed, surface rather coarsely and densely punctate. Thorax twice as broad as long, sides feebly rounded; surface coarsely but not densely punctate. Elytra each with three indistinct costae, each of which bears a single somewhat irregular row of punctures with a more distinct row on each side; the much broader intervals with numerous coarse, irregular punctures. Length 8.5-9.5 mm.

Throughout the State; common in the southern half, much less so in the northern counties. March 21-October 1. Occurs in early spring and late autumn beneath logs, leaves and stones, where it probably hibernates sparingly as imago, and commonly in the pupal stage. Also occurs at electric light and sparingly on foliage.

1804 (5717). *DIPLOTAXIS FRONDICOLA* Say, Journ. Phil. Acad. Nat. Sci., V, 1825, 198; *ibid.* II, 299.

Oblong-oval, convex. Pale to dark chestnut brown, feebly shining. Clypeus subtruncate at apex, its margin more strongly reflexed and surface more finely punctate than in *harperi*. Thorax two-thirds wider than long, sides broadly rounded, surface rather finely and somewhat densely punctate. Elytra each with three feeble costae, each bearing a single regular row of punctures and a row each side; the intervals with the punctures more regularly placed than in *harperi*. Length 7-8 mm.

Lawrence, Crawford and Posey counties; frequent. May 10-July 3. Occurs beneath stones and logs. A shorter and more convex species than *harperi*, easily distinguished by the form of the clypeus. Probably occurs throughout the State.

## XXII. SERICA MacLeay. 1819. (Gr., "silken.")

Robust, oblong, convex species of a brown color, often covered with soft silken pubescence and with iridescent reflections. They are of small size, and the body, especially that of female, is broader behind; labrum united firmly with the under surface of clypeus, and therefore indistinct; elytra feebly sulcate; hind coxæ flat and broadly dilated into a plate, as wide as any two ventral segments, which covers the base of the abdomen.

The beetles fly about chiefly in the evening and by day are to be found beneath leaves, logs and bark in orchards and woods. Five species have been taken in the State, two of which are here-with described as new, while two others may occur.

## KEY TO INDIANA SPECIES OF SERICA.

- a.* Clypeus with an acute notch each side; body smooth, shining, not iridescent.
- b.* Notch of clypeus deep, distinct, the margin in front of notch strongly reflexed; surface of front and clypeus coarsely, confluent punctured, with wrinkles between the punctures. 1805. VESPERTINA.
- bb.* Notch of clypeus small and indistinct, margin less strongly reflexed; surface finely punctured, without wrinkles or rugosities.
- c.* Suture between clypeus and front with a distinct carina; surface of clypeus and thorax finely and densely punctured. 1806. CARINATA.
- cc.* Suture between clypeus and front impressed, without carina; surface of clypeus and thorax finely and sparsely punctured. 1807. INTERMIXTA.
- aa.* Clypeus without a notch on sides; body usually silky-pubescent, and more or less iridescent.
- d.* Head and thorax with numerous short, erect yellowish hairs. TRICOLOR.
- dd.* Head and thorax not distinctly hairy.
- e.* Size larger, 8 or more mm.; body above unicolorous.
- f.* Upper surface black, feebly shining, scarcely iridescent; clypeus densely and rather coarsely punctured. TRISTIS.
- ff.* Upper surface purplish-brown or piceous, distinctly iridescent; clypeus more sparsely and finely punctate. 1808. SERICEA.
- cc.* Size smaller, not over 6 mm.; head and thorax black or piceous, elytra usually reddish-brown. 1809. TROGIFORMIS.

1805 (5674). SERICA VESPERTINA Gyll., Schöuh. Syl. Ins., 1, 1817, 94.

Oblong-ovate. Chestnut brown to piceous, smooth, shining. Clypeus short, truncate, coarsely, densely and rugosely punctate, the notch deep, distinct; frontal suture impressed. Thorax twice as wide as long, sides



feebly curved, hind angles rectangular; surface rather finely and regularly punctate, more densely and roughly on the sides. Elytra broadly not deeply sulcate, the grooves with two rows of coarse, confluent punctures; intervals feebly convex, sparsely punctate. Length 8.5-11 mm.

Starke, Jackson and Dubois counties; scarce. April 12-June 27.

1806 (—). *SERICA CARINATA* sp. nov.

Oblong-oval, subdepressed. Piceous-brown, feebly shining; antennae, legs and under surface reddish-brown. Clypeus and front very densely and finely punctate, the notch minute, not more than one-third the depth of that of *respertina*; frontal suture viewed from the side, with a distinct transverse raised line or carina; front with a longitudinal carina connecting that of suture with hind margin of head. Thorax two-thirds wider than long sides nearly straight, feebly curved on apical third, hind angles rectangular; disk densely and finely punctate at middle and on sides, more sparsely and coarsely near front and hind margins

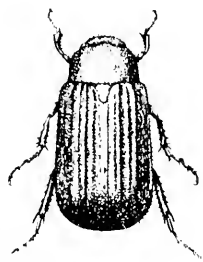


Fig. 372. - 24.  
(Original.)

and in a space near front angles, a very small smooth area near the middle. Elytra less deeply sulcate than in *respertina*, the grooves broader, each with two or three irregular rows of finer, more or less confluent punctures. Metasternum, hind coxal plates and first five segments of abdomen coarsely and rather sparsely punctate; sixth ventral segment smooth. Length 8-10 mm. (Fig. 372.)

Described from eight specimens taken in Fountain, Marion, Vigo, Crawford and Posey counties. April 9-October 6. Taken from beneath bark of oak. Those taken on October 6 were in mud or dirt cells beneath deeply buried logs on wooded hillside in Vigo County, and were just emerging as imagoes. Probably confused with *respertina* in most collections, but readily distinguished by the carinate suture of clypeus and close, irregular punctuation of thorax. The color in all specimens at hand is uniform and not variable as in *respertina* or the next.

1807 (—). *SERICA INTERMITTA* sp. nov.

Oblong, convex, smooth, shining. Dull brownish-yellow, sometimes chestnut-brown or even black. Clypeus longer than in *respertina*, the notch smaller, one-half as deep; surface finely and sparsely punctate; front more coarsely and sparsely punctate. Thorax more convex than in *respertina*, sides feebly curved, surface finely and rather sparsely but evenly punctate. Elytra moderately deeply sulcate, the grooves each with two or three irregular rows of rounded, more or less confluent punctures; intervals subconvex, sparsely punctured, the punctures as large as those of the grooves. Length 7.5-9.5 mm.

Lake, Vigo, Marion, Lawrence and Jennings counties; frequent. April 12-June 26. Occurs beneath bark. Specimens just emerging as imagoes were taken in Vigo County on April 12 and in Lake

on May 13. The longer, more finely and less roughly punctured clypeus, with shallow notch, distinguishes this species from *vespertina*. LeConte's *terana* is a smaller, paler form, with the notch and surface of the clypeus nearly as in *vespertina*.

*S. iricolor* Say, is a species of wide distribution which should occur in southern Indiana; *S. tristis* Lec., length 8 mm., was described from Lake Superior and may occur in the northern third of the State.

1808 (5681). *SERICA SERICEA* Ill. Mag. für Insect., V, 1805, 75.

Oblong, convex, nearly parallel, male; broader behind, female. Purplish-brown or piceous, strongly iridescent. Clypeus feebly emarginate, its margin rather strongly reflexed; surface densely and roughly punctate; vertex finely and sparsely punctate. Thorax two-thirds wider than long, sides feebly rounded; surface finely, sparsely and shallowly punctate. Elytra of male rather deeply, of female more shallowly, sulcate, the grooves with fine, irregular punctures; intervals convex, male, subconvex, female, sparsely punctate. Length 8-9.5 mm.

Throughout the State; common. March 20-July 12. Occurs beneath shelter of various kinds; hibernates in pupal stage beneath partly buried logs.

1809 (5689). *SERICA TROGIFORMIS* Uhler, Proc. Phil. Acad. Nat. Sci., VII, 1855, 415.

Ovate, convex, nearly smooth, feebly shining. Head, thorax and under surface black or piceous; elytra reddish-brown, the sides margined with piceous; sometimes wholly piceous; antennæ, tibiæ and tarsi reddish-brown. Clypeus feebly emarginate, densely and coarsely punctate. Thorax convex, sides slightly rounded, disk coarsely and rather densely punctured, with a median impression on basal half. Elytra feebly sulcate, the grooves sparsely punctured; intervals subconvex, very sparsely punctured. Length 5-6 mm.

Posey County; rare. April 25. One specimen beaten from wild rose bushes in woods. A southern form described from Baltimore.

### XXIII. LACHNOSTERNA Hope, 1837. (Gr., "wool-breast.")

A large genus of robust, pale reddish- or yellowish-brown to piceous beetles, familiarly known as "May beetles" or "June bugs." They have the front coxæ transverse not prominent, but contained entirely in the coxal cavities; ventral segments six, firmly united yet with sutures visible; the tarsal claws never serrate, but with a single tooth beneath. All the species have long and numerous, often very dense, hairs on the meso- and metasterna, hence the

generic name *Lachnosterna*, meaning "wool" and "breast." They are abundant everywhere in early summer, hiding by day and beginning to fly at dusk, when they settle upon the foliage of low shrubs and trees, especially those of lawns and other grass-covered areas, to which they often do much damage by devouring the leaves. The best method of collecting them is to go out with lantern and umbrella just after dusk and beat the branches upon which they are feeding. In this way hundreds or even thousands can be collected in a single evening. If the damage to shrubs or small trees is too great the beetles may be easily gathered by shaking them onto sheets.

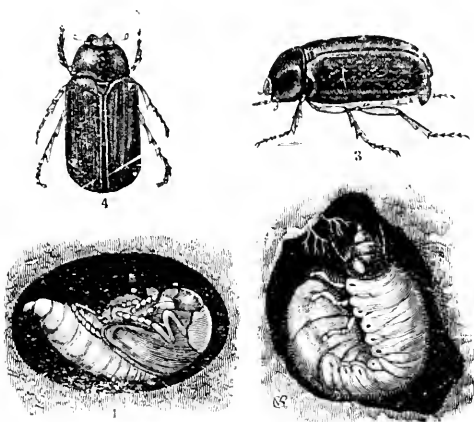


Fig. 373. *Lachnosterna fusca* Froh. 1 pupa, in its earthen cell; 2, larva; 3, 4, beetle, side and back views. (After Riley.)

The larvae of the May beetles are those large, bulky forms commonly known as "white grubs." (Fig. 373.) They often do much damage to the roots of grass, corn and allied plants. Lawns and strawberry beds are sometimes wholly ruined, the grubs gnawing off every root at a certain depth. Living as they do, underground, they are very difficult to combat. If the field is badly infested and not in cultivation, hogs may be turned in to root them out, as they are very fond of the grubs. Fall plowing turns out pupae and recently matured beetles and greatly lessens the damage to corn and other crops the ensuing year. In lawns and small areas of grass lands a kerosene emulsion, washed down by an abundance of water, often destroys many of the larvae.

On account of the great similarity in form, color and size, the May beetles are difficult to determine, and for a long time were often jumbled together in collections without specific names. However, Dr. Horn, in his Revision, furnished tables by which, with a little patience and close observation, the males can be readily recognized. The females are more difficult and can only be determined by careful comparison with the males, which they most resemble.

or with which they are found in company. The two sexes may be distinguished by the male being the less robust, less widened behind and less convex; and in our species by having the antennæ usually longer and the club distinctly longer than in the female, except in *circulata* and *albina*. In most males the abdomen is more or less flattened and the last two ventral segments are more or less modified, the next to the last often bearing a transverse "ventral ridge," and the last segment a hollow depression or concavity.

The sexual organs have been shown by Smith (Proc. U. S. Nat. Mus., *loc. cit.*) to possess a certain and unvariable form in each species, and in the future they will doubtless be largely relied upon to furnish distinguishing characters. In fresh or relaxed specimens they can be easily pressed out by squeezing the abdomen, or removed by a pair of forceps. The name "clasper" has been given to the horn-like organ whose variations form the specific differences in the male, while those of the female consist of a pair of broad "inferior plates," above which are a pair of "superior plates," generally smaller, narrower and much more variable than those below. When the organs are most fully developed the superior plates are notched at their point of union and are surmounted by a "pubic process" very variable in shape in the species and therefore furnishing important distinguishing characters. In the figures of these sexual organs in the plates which follow, the letters throughout have the same meaning, viz.: *a*, claspers of male from front or above; *b*, right clasper; *c*, left clasper; *d*, female organs; *e*, ventral characters of male. These are always sublettered as follows: *i*, inferior plates; *s*, superior plates; *p*, pubic process.

The spurs of the hind tibiæ of the males are also much used in classification. In one division the two spurs are both free or movable, being united to the tibiæ by a membranous hinge, and usually inclined at an angle, as they are in all females. In the other and larger division the inner spur is a fixed prolongation or part of the edge of the tibiæ itself. A little practice will soon enable the beginner to readily see the rigidity or fixedness of the inner spur, without attempting to move it.

Much care must be taken in counting the joints of the antennæ, which are either nine or ten in number. The club is always composed of three elongate joints, resting at right angles to the others. (Fig. 1, No. 15.) Joint 7 or 6, as the case may be, is very thin, triangular in form and closely appressed against the base of the inner joint of the club, and is therefore liable to be overlooked.

Moreover, specimens which normally have 10-jointed antennae, sometimes, but rarely, have two of the joints united, so that the number is reduced to nine. The 9-jointed species, however, never have the number of joints increased to ten.

In the papers by Drs. Horn and Smith, 93 species of *Lachnosterna* are recognized from the United States. Of these 26 have been taken in Indiana, while nine others perhaps occur. Since the number of species is so large the genus is first divided into six groups, and these, in turn, into species.

## KEY TO GROUPS OF INDIANA LACHNOSTERNA.

- a.* Hind tibiae of male with one spur fixed.
  - b.* Fixed spur of hind tibiae of male very short; form oblong or elongate, subcylindrical. Group A, p. 961.
  - bb.* Fixed spur of hind tibiae of male at least moderately long; usually half or more as long as the other.
    - c.* Apex of hind tibiae of male with a distinct sinuation or notch on inner edge at base of fixed spur. Group B, p. 962.
    - cc.* Apex of hind tibiae of male squarely truncate.
      - d.* Antennae 10-jointed.
        - c.* Body above glabrous. Group C, p. 965.
        - cc.* Body above pubescent. Group E, p. 976.
      - dd.* Antennae 9-jointed; body sometimes hairy. Group D, p. 971.
- aa.* Hind tibiae of male with both spurs free and slender. Group F, p. 978.

## GROUP A.

Our three species classed in this group are oblong or elongate and subcylindrical in form, pale brownish-yellow in hue, and have the inner spur of hind tibiae of male short or wanting, the outer long and slender.

## KEY TO INDIANA SPECIES OF GROUP A.

- a.* Antennae 10-jointed; clypeus feebly emarginate.
  - b.* Inner spur of hind tibiae of male distinct. 1810. EPHILIDA.
  - bb.* Inner spur of hind tibiae of male wholly absent; form more slender. GLABERRIMA.
- aa.* Antennae 9-jointed; clypeus deeply emarginate. 1811. LONGITARSIS.

1810 (57-49). LACHNOSTERNA EPHILIDA Say, Journ. Phil. Acad. Nat. Sci., V, 1825, 196; *ibid.* II, 298.

Moderately elongate, subcylindrical. Pale brownish-yellow, shining; head and thorax darker. Clypeus broadly rounded or very feebly emarginate, coarsely but less densely punctured than the front, the border reflexed. Thorax short, narrowed in front, rather coarsely, not closely punctate. Elytra more coarsely and deeply punctured, the submarginal costa

obsolete. Metasternum closely punctate, the hair sparse and long. Tarsal claws with a strong median tooth. Male with antennal club a little shorter than stem; the next to last ventral segment feebly and broadly emarginate, the last one more deeply emarginate and abruptly concave; both roughened or granulate in front of the emarginations. Length 14–18 mm. (Plate I, fig. 377.)

Clark County; rare. July 22. A species of southern range.

*L. glaberrima* Blanch., length 13–15 mm., is known from Illinois, New York and southward.

1811 (5744). LACHNOSTERNA LONGITARSIS Say, Journ. Phil. Acad. Nat. Sci., III, 1824, 241; *ibid.* II, 144.

Elongate, slender, subcylindrical. Pale straw yellow; front of head piceous. Clypeus concave, coarsely and very sparsely punctured; front coarsely and densely punctured. Thorax short, strongly curved in front of middle, margin entire, surface somewhat irregular, rather coarsely, shallowly and closely punctate. Elytra coarsely and shallowly punctured, the submarginal costa rather well defined. Metasternum closely but indistinctly punctate, the hairs rather long, sparse. Male with antennal club a little longer than stem; abdomen slightly flattened at middle, last segment irregularly concave. Length 10.5–13 mm. (Plate I, fig. 379.)

Vigo County; rare. July 28. One specimen in Wolcott collection taken at light in the city of Terre Haute. A western form whose range is given as Illinois to Kansas, Montana and southward.

#### GROUP B.

The essential characters of this group are the simulation of the apex of the hind tibia, together with the more or less emarginate clypeus and the 10-jointed antennæ. The inner spur of the hind tibia is long, fixed and usually more or less curved or contorted. Three species ascribed to the group have been taken in the State.

#### KEY TO INDIANA SPECIES OF GROUP B.

- a.* Form slender, subcylindrical; color pale reddish- or brownish-yellow; tooth of tarsal claws small, placed slightly below the middle. 1812. GRACILIS.
- aa.* Form oblong-oval, more or less robust; color reddish-yellow to dark brown; tooth of claws strong.
- b.* Inner spur of hind tibia of male curved at middle and angularly bent at tip; color pale chestnut brown; length 12–16 mm. 1813. GIBBOSA.
- bb.* Inner spur not angularly bent, usually nearly as long as the outer spur; color dark reddish or chestnut brown, the surface more or less hoary or pruinose. 1814. PRUNINA.

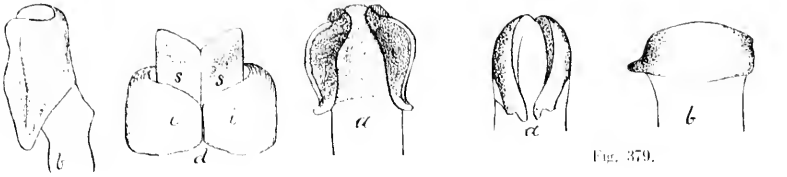


Fig. 379.

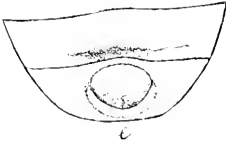


Fig. 376.

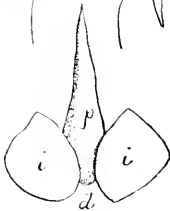


Fig. 377.

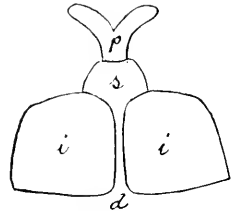


Fig. 380.

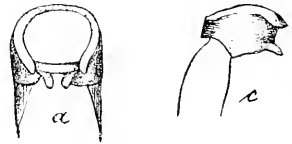


Fig. 381.

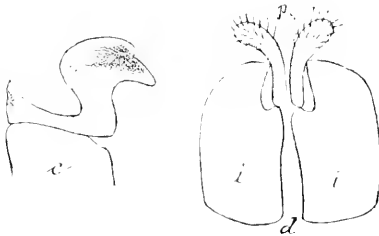


Fig. 378.

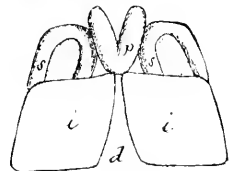
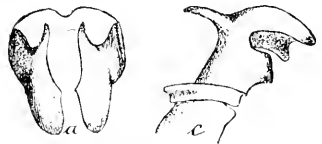


Fig. 382.

SEXUAL ORGANS OF LACHNOSTERNA. (After Smith in Proc. U. S. Nat'l Museum, Vol. XI, 1888.)

Fig. 376, *L. gibbosa* (4 figs.); Fig. 377, *L. ophilida* (3 figs.); Fig. 378, *L. pruinosa* (4 figs.); Fig. 379, *L. longitarsis* (2 figs.); Fig. 380, *L. gardis* (3 fig.); Fig. 381, *L. tristis* (2 figs.); Fig. 382, *L. micans* (3 figs.).

1812 (—). *LACHNOSTERNA GRACILIS* Burm., Handb. Entom., IV, 1855, 361.

Elongate, subcylindrical. Pale reddish-yellow, thorax somewhat darker; head fuscous or piceous. Clypeus short, broadly, not deeply emarginate, rather closely, not coarsely punctate. Antennal joints either 9 or 10 in number. Thorax short, sides strongly curved in front of middle, nearly straight behind, surface sparsely and rather coarsely punctate. Elytra more coarsely and closely punctate than thorax, the costæ almost obsolete. Metasternum sparsely punctured, the hairs short and sparse. Male with antennal club as long as stem; abdomen slightly flattened, fifth segment sloping downward, last segment feebly concave. Length 10.5–13 mm. (Plate 1, fig. 380.)

One specimen taken by Wolecott near Hessville, Lake County, July 25. Occurs from Canada to North Carolina and Texas.

1813 (—). *LACHNOSTERNA GIBBOSA* Burm., Handb. Ent., IV, 1855, 324.

Oblong, convex, slightly broader behind. Pale chestnut or dark reddish-brown, smooth, moderately shining. Clypeus very feebly emarginate, more deeply in female, both it and the front rather sparsely and coarsely punctured. Thorax rather short and convex, margin slightly crenate, ciliate with long hairs; disk coarsely and rather sparsely punctate, usually with a smooth median space. Elytral punctures as coarse as those of thorax; the submarginal costa faintly visible on apical half. Metasternum densely punctured, the hair long and close. Male with antennal club a little shorter than stem; abdomen broadly impressed, fifth segment feebly convex and granulate at middle, last segment deeply concave; inner spur of hind tibia somewhat S-shaped. Length 12–16 mm. (Fig. 374 and Pl. 1, fig. 376.)

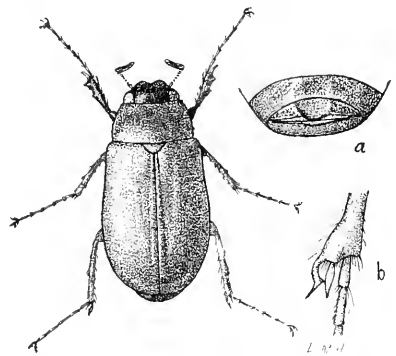


Fig. 374. — 2. *a*, ventral characters of male; *b*, apex of hind tibia of male, showing the form of spurs. (After Forbes.)

Common in the southern half of State; much less so in the northern portion. April 3–August 22. Specimens on April 3 and April 12 were taken beneath cover and had just emerged as imagoes. Others were taken at light on April 18th and 19th. Readily known by the pale color, long cilia of thorax and peculiar inner hind tibial spur of male. *L. fulvipes* Lec. of the Henshaw Catalogue, is the male of *gibbosa* and *L. scirricornis* Lec. the female.



1814 (15773). LACHNOSTERNA PRUNINA Lec., Journ. Phil. Acad. Nat. Sci., III, 1856, 251.

Oblong-ovate, moderately robust. Dark reddish- or chestnut-brown to piceous, the surface usually with a purplish or hoary coating. Clypeus broadly emarginate, densely punctured, the front more coarsely and roughly punctured. Thorax with margin serrate, sparsely ciliate; disk with very coarse, closely placed punctures, dense near the front angles, the median line usually smooth. Elytral punctures fine, indistinct, sparsely placed; all the costæ moderately distinct. Metasternum densely punctured, the hair long and dense, male; sparser and much shorter, female. Male with antennal club a little longer than the funicle; abdomen flattened at middle, fifth segment with a strongly elevated, rugose ridge behind which the segment is rather deeply impressed; last segment irregularly concave, with small granulations. Length 17-21 mm. (Pl. I, fig. 378.)

Lake and Vigo counties; scarce. June 7-August 11. A number of specimens have been taken along the beach of Lake Michigan. Said to occur on raspberry bushes. Ranges from Ohio and Michigan to Kansas and Texas.

#### GROUP C.

To this group belong a number of our best known and most common species. All agree in having the body not pubescent above, usually shining, rarely pruinose or iridescent; antennæ 10-jointed; clypeus usually emarginate; hind tibiæ truncate at apex, without trace of sinuation at the base of the fixed spur, this spur usually long and straight. Twelve species have been taken in the State, while four others perhaps occur.

#### KEY TO INDIANA SPECIES OF GROUP C.

*a.* Clypeus not densely punctured, its margin moderately reflexed, feebly emarginate; side margins of thorax not serrate, disk never very coarsely punctured.

*b.* Last ventral segment of male with a distinct cup-shaped depression; fifth segment with a very feeble transverse ridge near the hind border; form short and robust; color pale chestnut brown.

CRASSISSIMA.

*bb.* Last ventral segment of male without any well defined concavity; clypeus distinctly emarginate.

*c.* Fifth ventral segment of male with a semicircular, slightly rugose depression, without a transverse ridge. 1815. INVERSA.

*cc.* Fifth ventral segment of male with a transverse, more or less sinuous ridge in front of the hind margin of the segment.

*d.* Surface with a conspicuous hoary or pruinose coating.

1816. MICANS.

*dd.* Surface not at all pruinose.

- c.* Form oblong, depressed; punctuation of thorax and elytra relatively very coarse. DIFFIXIS.
- cc.* Form larger, more robust; punctuation not conspicuously coarse.
- f.* Fixed spur of hind tibiæ of male long, feebly curved, and with a slight hook at tip. 1817. VEHEMENS.
- ff.* Fixed spur of hind tibiæ of male moderate in length and straight.
- g.* Ventral ridge of fifth segment of male more or less curved.
- h.* Ventral ridge with the ends only overhanging behind, the curve but slight, the middle of the ridge lower and sloping gradually downward behind; last ventral segment of female not emarginate. 1818. FUSCA.
- hh.* Ventral ridge overhanging its full length behind, shorter and more decidedly curved; last ventral segment of female emarginate.
- i.* Ends of ventral ridge at the extreme hind margin of the fifth segment and somewhat overhanging the last segment. 1819. ARCATA.
- ii.* Ends of ventral ridge at some distance from the hind margin of the fifth segment. 1820. DURIA.
- gg.* Ventral ridge straight, not overhanging behind. 1821. GRANDIS.
- aa.* Clypeus densely punctured, its margin narrowly reflexed, rather deeply emarginate; side margins of thorax more or less serrate.
- j.* Thorax not angulate at the sides, usually broader at base than middle.
- k.* Submarginal costa of elytra well marked, reaching very nearly the humeral prominence; thorax with scattered coarse punctures and smooth spaces of variable size. 1822. MARGINALIS.
- kk.* Submarginal costa very feeble, visible only on apical third.
- l.* Antennal club of male nearly a third longer than the entire stem; last ventral without a deep cup-shaped impression. SPRETA.
- ll.* Antennal club of male very little longer than the funicle; last ventral with a deep impression.
- m.* Thorax rather evenly punctured, its margin not distinctly crenate; fifth ventral segment of male impressed at middle and slightly granulate, with a feebly oblique ridge each side. 1823. FRATERNA.
- mm.* Thorax sparsely and very irregularly punctured, with large smooth spaces near the center, its margin distinctly crenate; fifth ventral segment of male with a distinct curved granulate ridge, behind which the segment is deeply impressed. 1824. NOVA.
- jj.* Thorax angulate at the sides, broader at middle than base.
- n.* Thorax densely and confluent punctured and with an elevated smooth median line; elytral costæ feeble but distinct.

*uu.* Thorax less densely and not confluent punctured, without an elevated median line.

*o.* Fifth ventral of male deeply concave and granulate behind the middle, with an oblique ridge each side; thorax coarsely and rather closely punctate, the median line smooth.

1825. *rugosa*.

*oo.* Fifth ventral of male with a strongly elevated, overhanging curved ridge, sometimes divided at middle; thorax more finely and irregularly punctured, having smooth spaces but no smooth median line.

1826. *hornii*.

*L. crassissima* Blanch., length 15-21 mm., is known from New York, Illinois, Kansas and Texas.

1815 (10,235). *LACHNOSTERNA INVERSA* Horn, Trans. Amer. Ent. Soc., XIV, 1887, 241.

Oblong-oval, scarcely broader behind. Reddish- or chestnut-brown, moderately shining. Clypeus feebly emarginate, rather closely punctate. Thorax with sides nearly parallel behind, slightly curved in front of middle, margin entire, sparsely ciliate; surface with moderately coarse punctures not closely placed. Elytral punctures more closely placed than those of thorax, distinctly rugulose along the middle; discal and submarginal costae very feeble. Male with antennal club nearly as long as the stem; last ventral segment broadly and transversely impressed; inner spur of hind tibiae broad, short and obtuse. Length 15-18 mm. (Pl. 11, fig. 383.)

Vigo and Knox counties; scarce. May 9-May 29. Taken at electric light. Resembles *fusca* but shorter, more slender and with the elytra more distinctly rugulose or wrinkled; the male ventral characters also widely different.

1816 (5761). *LACHNOSTERNA MEXANS* Knoch., New Beitr., 1801, 77.

Oblong, slightly broader behind. Brownish-black, surface with a hoary coating. Clypeus concave, very slightly emarginate, its surface rather coarsely, not closely punctate. Thorax with margins entire or nearly so; surface rather coarsely, sparsely and irregularly punctured, the median line smoother. Elytra punctured similarly to thorax. Metasternum densely punctured, the hair rather long and dense. Male with antennal club shorter than stem; fifth ventral with a feebly elevated curved ridge at middle; last segment irregularly concave; inner spur of hind tibiae half the length of outer, slender and slightly curved outwardly. Length 15-17 mm. (Pl. 1, fig. 382.)

Monroe, Lawrence, Gibson and Perry counties; frequent. May 16-June 21. One of our smaller species, easily known by the hoary coating. When this is removed the color is dark reddish-brown.

*L. diffinis* Blanch., dark reddish-brown, length 15 mm., is a southern species which has been taken near Cincinnati.

1817 (10,237). LACHNOSTERNA VEHEMENS Horn, Trans. Amer. Ent. Soc., XIV, 1887, 244.

Oblong-oval, moderately robust. Piceous or dark reddish-brown, strongly shining. Clypeus very slightly emarginate, somewhat concave, its surface rather finely, not closely punctate. Thorax narrowed toward base, its sides behind middle nearly straight, curved in front; margin entire with short cilia; disk relatively finely and sparsely punctured. Elytral punctures indistinct except at base and sides, rugulose at middle; submarginal costa well developed. Male with antennal club shorter than stem; fifth segment with a curved ridge overhanging or projecting in the manner of a ledge, except at middle; last segment broadly and transversely impressed, its apex broadly emarginate; hind femora broadly angulate at middle. Length 21.5–23 mm. (Pl. III, fig. 394.)

Vigo and Knox counties; scarce. April 16–May 1. Specimens which had just emerged were taken on the two dates named. It occurs more commonly in damp localities and is one of our largest species.

1818 (5757). LACHNOSTERNA FUSCA Froh., Naturforscher, 1792, 99.

Oblong, robust. Light to dark chestnut brown or piceous, shining. Clypeus slightly emarginate, its surface rather finely and closely punctate; front a little more coarsely and less closely punctate. Thorax always widest at base, usually feebly curved from middle to apex; margin entire, with short cilia; surface never very closely or coarsely punctate, usually with a smooth median line. Elytra more closely punctate than thorax, the submarginal costa distinct on basal half. Metasternum densely punctured, the hair long and dense. Male with antennal club as long as or slightly longer than stem; abdomen flattened at middle, the fifth segment as described in key; last ventral feebly concave. Pubic process of female a single cylindrical rod, terminating in an obtuse point. Length 17.5–21 mm. (Pl. III, fig. 391; pl. IV, fig. 398.)

Throughout the State; common. March 25–June 19. Our most abundant and injurious member of the genus, occurring by thousands at electric lights during its season. As usually known, and as described by Horn, several species were confused which were afterward separated by John B. Smith in the papers, *loc. cit.* All of these have the thorax rather finely and sparsely punctate. The form *fusca* is generally smaller than these species, except *arcuata*, and in the male the ventral ridge is lower in the middle than on either side. The female is readily distinguished from its allies by not having the last ventral segment emarginate.

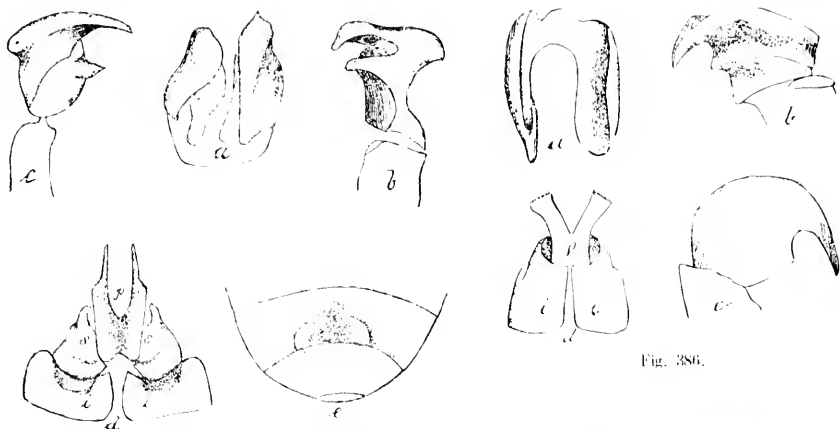


Fig. 386.

Fig. 383.

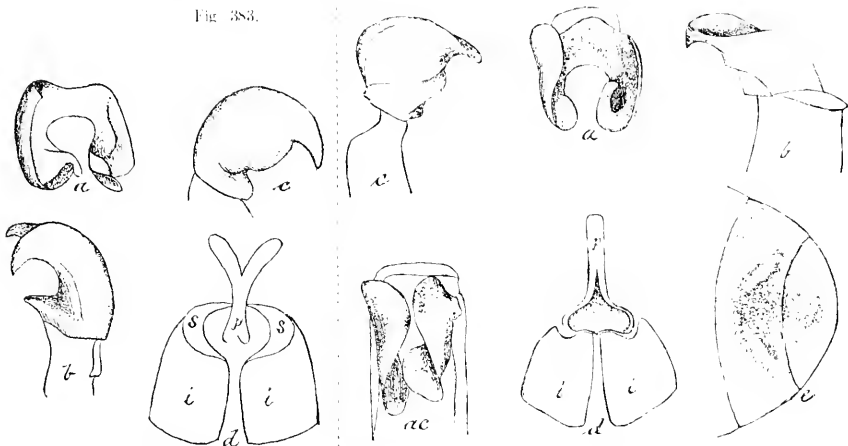


Fig. 384.

Fig. 385.

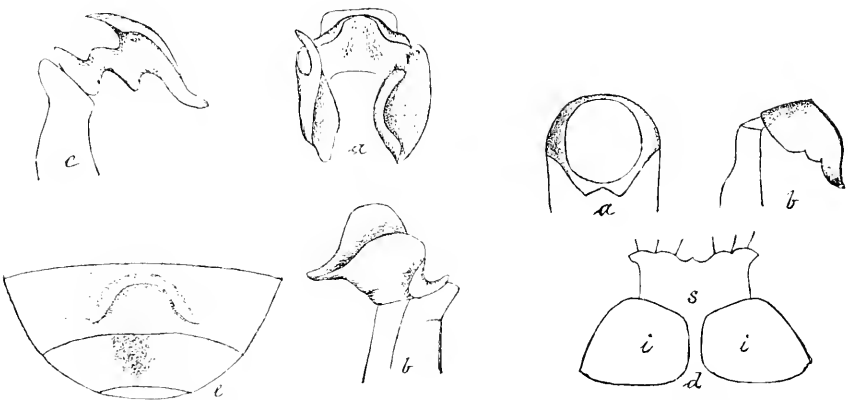


Fig. 387.

Fig. 388.

SEXUAL ORGANS OF LACHNOSTERNA. (After Smith in Proc. U. S. Nat'l Museum, Vol. XI, 1888.)

Fig. 383, *L. inarse* (5 figs.); Fig. 384, *L. balia* (4 figs.); Fig. 385, *L. fraterna* (6 figs.); Fig. 386, *L. marginolis* (4 figs.); Fig. 387, *L. nova* (4 figs.); Fig. 388, *L. crenulata* (3 figs.).

1819 (10,238). *LACHNOSTERNA ARCUATA* Smith, Insect Life, I, 1888, 183.

Resembles *fusca* in form, size and color. The males can be easily separated by the ventral characters, the ridge of the fifth segment being very much curved, very much overhanging, the ends reaching the apical margin of the segment, while the arch, combined with the depression of the last segment, forms a perfect oval. The space included by the arch of the ridge is smooth, in *dubia* it is punctured. The females are distinguished from those of *fusca* by having the last ventral segment emarginate. From those of *dubia* they can be known only by the genital structure, the "superior plates" being large and quadrate, while those of *dubia* are narrow and linear. (Pl. III, fig. 389.)

Porter, Monroe and Posey counties; scarce. May 13—June 29.

1820 (10,240). *LACHNOSTERNA DUBIA* Smith, loc. cit., p. 183.

Resembles *fusca* in all outward appearance, the ventral characters of the male alone separating that sex. The ventral ridge is decidedly less curved than in *arcuata* and more curved and in every way more distinctly marked than in *fusca*, overhanging or projecting like a ledge behind for its full length. Female with the pubic process broad, stout and forked at apex, as in *arcuata*, but twice as long as there, the branches broad, somewhat flattened and obliquely truncate; the superior plates narrow and linear. Length 17.5–23 mm. (Pl. III, fig. 390.)

Lake, Kosciusko, Vigo and Crawford counties; frequent. May 10—June 19. Probably throughout the State. The clypeus is more distinctly emarginate than in *fusca*.

1821 (10,241). *LACHNOSTERNA GRANDIS* Smith, loc. cit., p. 181.

Resembles *fusca*, but usually larger and more robust. Sides of thorax more subangulate before the middle and upper surface much smoother, the carine of elytra being less distinct and the punctures finer, so that it has a glossy or satiny appearance. Male with ventral ridge without a perceptible curve, not overhanging; last ventral granulate-punctate. Female with last segment emarginate and the middle of abdomen, especially toward the base, distinctly punctate; pubic process deeply forked, the branches much more slender than in the two preceding species. Length 21–23 mm. (Pl. V, fig. 400.)

Steuben, Putnam and Vigo counties; scarce. April 18—June 16.

1822 (5771). *LACHNOSTERNA MARGINALIS* Lec., Journ. Phil. Acad. Nat. Sci., VII, 1856, 250.

Oblong, rather slender, slightly broader behind. Reddish- or chestnut-brown to piceous, shining. Clypeus moderately emarginate, its surface deeply and rather coarsely, the front more coarsely punctured. Thorax broadest at base, sides curved from middle to apex, margin slightly irregular, with short cilia; surface very coarsely, sparsely and irregularly punctured, with large smooth places on each side slightly in front of middle. Elytral punctures rather fine and moderately close, the costae distinct, but narrow and feebly elevated. Male with antennal club a little longer than

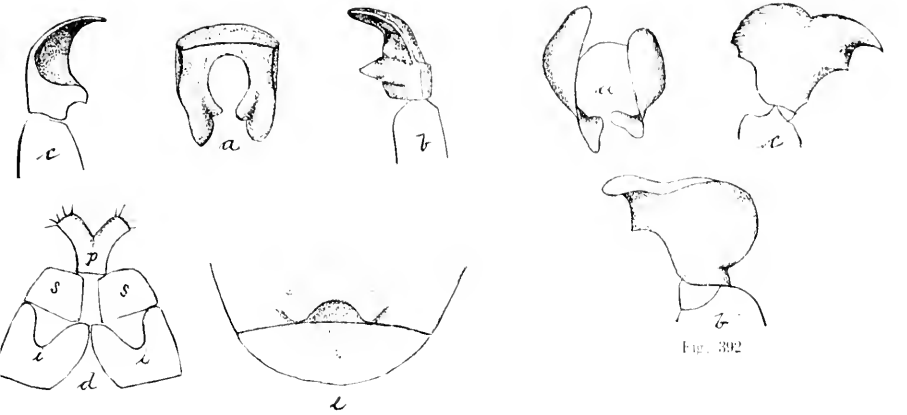


Fig. 389.

Fig. 392.

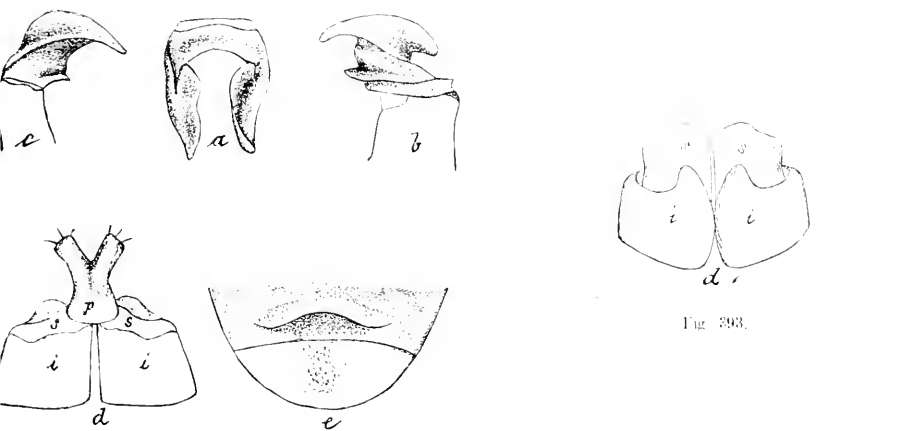


Fig. 390.

Fig. 393.

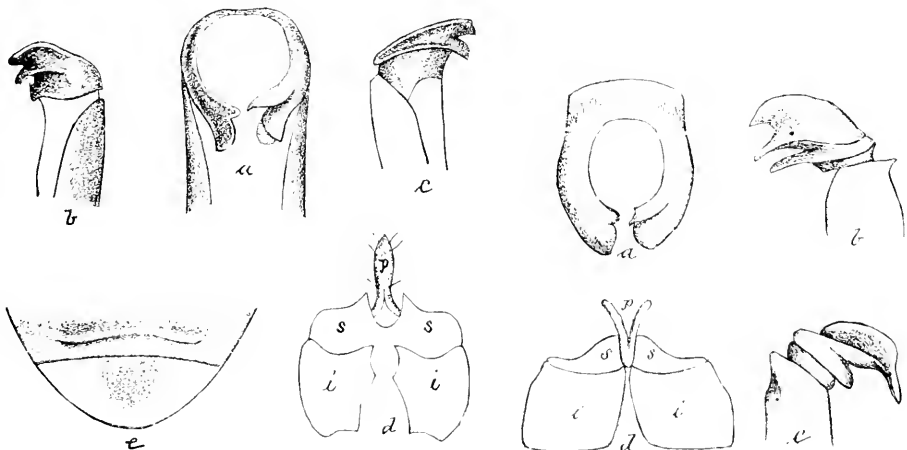


Fig. 391.

Fig. 394.

SEXUAL ORGANS OF LACHNOSTERNA. (After Smith in Proc. U. S. Nat'l Museum, Vol. XI 1888.)

Fig. 389, *L. arcuata* (5 figs.); Fig. 390, *L. dubia* (5 figs.); Fig. 391, *L. fusca* (5 figs.); Fig. 392, *L. delata* (3 figs.); Fig. 393, *L. albina* (4 figs.); Fig. 394, *L. rhomensis* (4 figs.).

stem; abdomen flattened at middle, the fifth segment with a semicircular rugulose elevation in front of a rather deep, smooth depression; last segment vaguely and transversely impressed. Female with pubic process long, deeply forked, the branches truncate at tip. Length 16-20 mm. (Pl. II, fig. 386.)

Lake, Porter, Putnam and Perry counties; scarce. April 22-July 16. Ranges from New York to Illinois and southward. The more slender, oblong body, distinct submarginal costa and coarsely and irregularly punctured thorax should readily distinguish this species.

*L. sprda* Horn, oblong, chestnut-brown or fuscous, length 16.5-18 mm., is a rare species described from Maryland and Iowa.

1823 (5767). LACHNOSTERNA FRATERNA HARR., Insects Injur. to Veg., 1841, 29.

Oblong, scarcely broader behind. Reddish-brown, fuscous or piccous, shining. Clypeus broadly emarginate, its surface densely punctured; front more coarsely and less densely punctured. Thorax gradually narrowed from base to apex, sides feebly curved, margin entire or slightly irregular; surface rather coarsely and evenly punctured, a narrow median line smooth. Elytral punctures finer and more dense than those of thorax, somewhat rugulose on the sides; the costæ usually very feeble. Metasternum densely punctured, the hair not long or dense. Male with antennal club equal to or slightly longer than the funicle; abdomen feebly flattened at middle, ventral ridge as described in key; last segment deeply concave and smooth. Female with pubic process long, somewhat flattened, expanded at base, the superior plates wholly lacking. Length 15-18 mm. (Pl. II, fig. 385.)

Crawford County; rare. May 24. Will probably be found to occur throughout the southern third of State.

1824 (10,247). LACHNOSTERNA NOVA Smith, Proc. U. S. Nat. Mus., XI, 1888, 509.

Oblong, slightly broader behind. Chestnut-brown, shining. Clypeus moderately emarginate, its surface densely and coarsely punctured; front less densely so. Thorax as in *fraterna*, except as mentioned in key. Elytral punctures finer and much more closely placed than those of thorax, the costæ feeble but evident. Male ventral surface as in *fraterna* except as noted in key; the claspers not more than half as large and quite different in structure. (See plate.) Length 14-18 mm. (Pl. II, fig. 387.)

Vigo and Lawrence counties; rare. April 25-July 29. The male is easily distinguished from *fraterna* by the distinct curved ventral ridge.

*L. knochii* Gyll., elongate-oval, reddish-brown to piccous, length 21.5-23.5 mm., is said to occur from Massachusetts to Georgia.

1825 (5774). LACHNOSTERNA RUGOSA Melsh., Proc. Phil. Acad. Nat. Sci., II, 1841, 110.

Oblong, rather robust, broader behind. Dark reddish- or chestnut-brown to piccous, shining. Clypeus acutely and rather deeply emarginate.



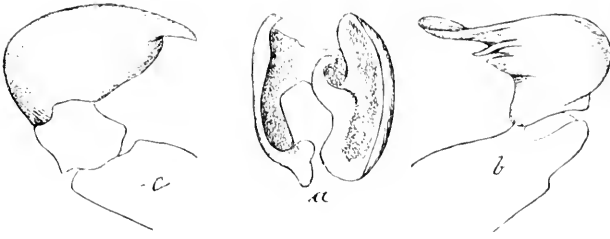


Fig. 395.

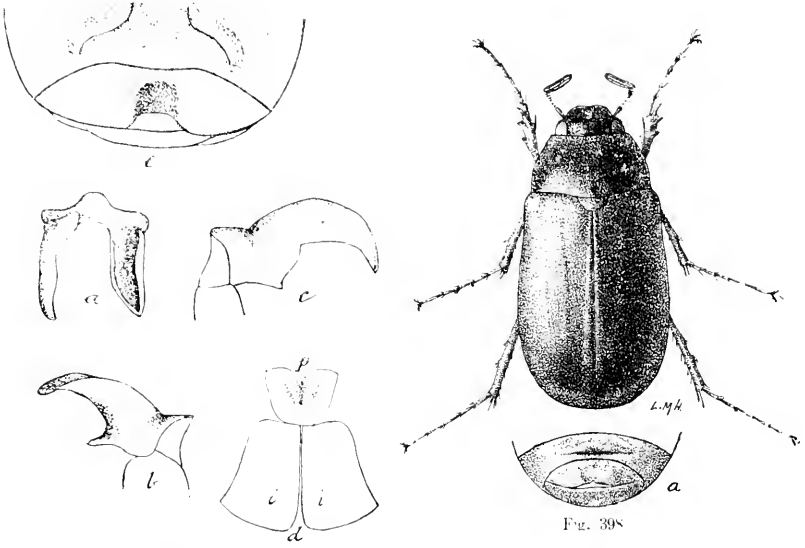


Fig. 396.

Fig. 398.

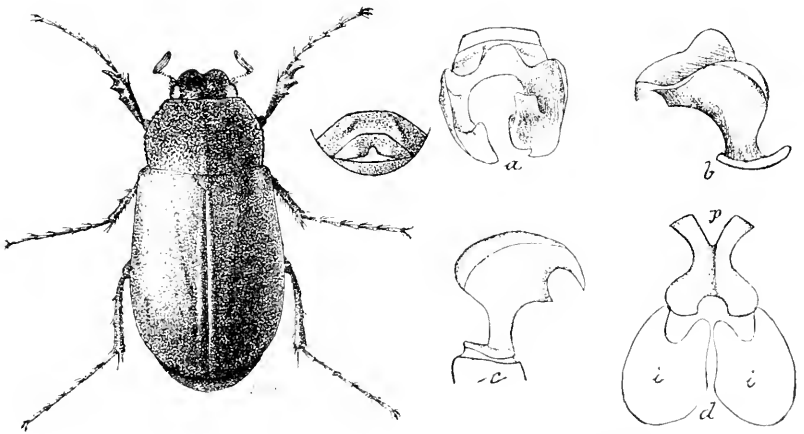


Fig. 397.

Fig. 399.

SEXUAL ORGANS OF LACHNOSTERNA. (After Smith in Proc. U. S. Nat'l Museum, Vol. XI, 1888; Figs. 197 and 398 after Forbes.)

Fig. 395, *L. horvati* (4 figs.); Fig. 396, *L. implicita* (4 figs.); Figs. 397 and 399, *L. rugosa* (6 figs.); Fig. 398, *L. fusca* (2 figs.).

densely and moderately coarsely punctate; front more coarsely punctate. Thorax widest at middle, obtusely angulate, distinctly narrowed at base; margin crenate, sparsely ciliate, punctured as described in key. Elytral punctures finer than those of thorax, very dense, rugulose near the suture; submarginal costa distinct on apical half. Hair of metasternum long and dense, male, very short, female. Male with antennal club a little longer than stem; fifth ventral deeply and transversely depressed behind the middle, with an oblique elevation each side of the concavity; last ventral concave, smooth, the apex broadly and triangularly emarginate, the notch filled by a membrane. Length 18-22 mm. (Pl. IV, figs. 397, 399; pl. V, fig. 404, larva.)

Throughout the State; frequent. May 19–October 15. Smaller and usually paler than the next species.

1826 (10,252). *LACHNOSTERNA HORNII* Smith, Entom. Amer., V, 1889, 95.

Oblong-oval, robust, not broader behind. Deep blackish-brown or piebais, shining. Clypeus rather deeply emarginate, more acutely in female, its surface coarsely and densely punctured. Thorax distinctly narrower in front, the sides obtusely angulate, widest just behind the middle, thence narrowed to base, margin feebly crenate, surface punctured as described in key. Elytral punctures finer, much more dense, somewhat rugulose, the costae narrow but distinct. Male with antennal club slightly longer than funicle; last ventral with a quadrate punctured impression, the hind margin with a small, deep notch; fixed spur short, less than half the length of outer. Length 19-21 mm. (Pl. IV, fig. 395.)

Vigo, Lawrence and Crawford counties; scarce. May 1–June 19. A species of southern range. Near Wyandotte Cave it was locally common on May 17, beneath logs on wooded slopes. Known from Tennessee, Ohio and Virginia.

#### GROUP D.

Small or medium-sized species having the antennae nine-jointed; clypeus emarginate; inner spur of hind tibiae of male fixed and at least half as long as the outer one. Three species have been taken in Indiana, while two others perhaps occur.

#### KEY TO INDIANA SPECIES OF GROUP D.

- a.* Body with erect hairs rather sparsely placed; form moderately elongate, the sides parallel.
- b.* Inner spur of hind tibiae of male distinctly shorter and stouter than the outer one. HIRSUTA.
- bb.* Inner spur of hind tibiae of male fully as long and scarcely stronger than the outer; elytra with distinct lines of longer hair. LONGISPINA.
- aa.* Body above entirely glabrous, with the exception of erect hairs on the head.

- c.* Form more or less ovate; front without erect hairs; last ventral of male convex; fifth ventral concave, with a short oblique ridge each side. 1827. *IMPLICITA*.
- cc.* Form more elongate, parallel; front with erect hairs.
- d.* Last segment of male with a cup-shaped impression; clypeus broadly not deeply emarginate; pubic process of female slender and bifid at tip. 1828. *BALLA*.
- dd.* Last segment of male broadly and shallowly concave, with a longitudinal impression at middle; clypeus deeply emarginate; pubic process of female bifid but short, broad and stout. 1829. *VILLIFRONS*.

*L. hirsuta* Knoch, reddish-brown to piceous, length 15-18 mm., and *L. longispira* Smith, reddish-brown, margins of thorax crenulate, length 17 mm., are both known from Michigan.

1827 (10,255). *LACHNOSTERNA IMPLICITA* Horn, Trans. Amer. Entom. Soc., XIV, 1887, 262.

Oblong-oval, moderately robust. Elytra brown, head and thorax always darker, more nearly piceous, body beneath paler than above. Clypeus rather deeply and acutely emarginate, its surface closely and rather coarsely punctate. Thorax widest at middle, the margin feebly crenate, with short ciliae; surface coarsely and regularly but not closely punctate, the median line usually smoother. Punctures of elytra more shallow and dense than those of thorax, somewhat rugose; costae feeble, the submarginal more distinct. Male with antennal club longer than stem; ventral characters as given in key. Length 14-17 mm. (Pl. IV, fig. 396.)

Southern half of State, frequent; Lake County, rare. May 6-June 9. Occurs abundantly at electric light in Vigo County. Readily distinguished from the next two by the broader form, difference in color and convex last ventral segment of male.

1828 (5782). *LACHNOSTERNA BALLA* Say, Journ. Phil. Acad. Nat. Sci., V, 1825, 194; *ibid.*, II, 297.

Oblong, slightly broader behind. Chestnut brown, moderately shining. Head coarsely and rather densely punctured; front convex, with erect hairs. Thorax narrowed in front, widest at middle, very slightly narrowed behind, margin entire with rather long ciliae; surface coarsely, not closely and somewhat irregularly punctured, usually with a smooth median space. Elytra more finely and rather densely and roughly punctured. Male with club of antennae as long as stem; abdomen broadly flattened at middle, the fifth segment with a curved transverse elevation in front of a slight concavity. Length 15-16 mm. (Pl. II, fig. 381.)

Southern and western portions of the State north to Fountain County; frequent. April 18-May 27. Occurs beneath leaves along the borders of woods and also at electric light.

1829 (5783). LACHNOSTERNA VILLEBRONS Lec., Journ. Phil. Acad. Nat. Sci., VII, 1856, 255.

Oblong, moderately elongate. Dark reddish or chestnut brown, shining. Head coarsely and densely punctured. Thorax narrowed in front, sides regularly curved, margin not crenate and with short cilia; surface coarsely, deeply and sparsely punctured, often with large smooth spaces. Elytral punctures coarse and very dense, the discal costæ indistinct. Male with antennal club as long as stem; abdomen broadly flattened at middle, the fifth segment with a feeble curved elevation. Length 14.5-16 mm. (Pl. V, fig. 102.)

Posey County; scarce. April 15-May 10. Those on the earlier date were taken from beneath bark of oak stumps and logs.

#### GROUP E.

All the members of this group are more or less hairy and have the antennæ 10-jointed, the club of male shorter than in the preceding groups; clypeus emarginate; inner spur of hind tibiæ of male fixed and rather long; claws armed with a strong median tooth. Three of the four known species have been taken in Indiana, while the other probably occurs.

#### KEY TO SPECIES OF GROUP E.

- a. Basal margin of thorax with an impressed line reaching from hind angles nearly to middle; sides of thorax not subangulate.
  - b. Elytra with rows of erect hairs. 1830. HIRTICULA.
  - bb. Elytra with fine scattered suberect hairs. 1831. DELATA.
- aa. Basal margin of thorax without impressed line, the median line usually finely carinate; sides subangulate.
  - c. Surface of elytra more or less hoary or pruinose; pubescence fine, uniform and recumbent. 1832. ALICIS.
  - cc. Surface not pruinose; elytra with rows of short erect hairs in addition to the recumbent ones. CILIATA.

1830 (5780). LACHNOSTERNA HIRTICULA Knoch., Neue Beytr., 1801, 79.

Oblong, slightly broader behind. Reddish-brown to dark chestnut-brown, shining; head and thorax with erect hairs. Elytra with five lines of erect hairs along the usual costæ. Clypeus rather deeply emarginate, surface coarsely and very densely punctured. Thorax narrower at apex, sides usually entire, with short cilia; surface with coarse, rather sparse variolate punctures. Elytra with much finer, rather dense, feebly impressed punctures, the margin fringed with long hairs. Male with antennal club a little longer than the funicle; abdomen flattened at middle, the fifth segment more depressed behind the middle, with a short oblique ridge each side, sometimes with a well marked transverse ridge in front of middle. Length 16.5-19 mm. (Pl. V, fig. 103.)

Throughout the State; common in the southern counties, less so in the north. March 25-July 1. Those on the earlier date from beneath stones. Quite variable in form and size, but readily known by the lines of erect elytral hairs.

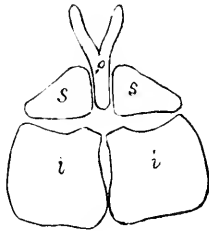



Fig. 400.



Fig. 401.

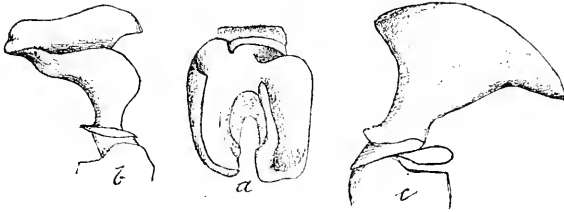


Fig. 401.

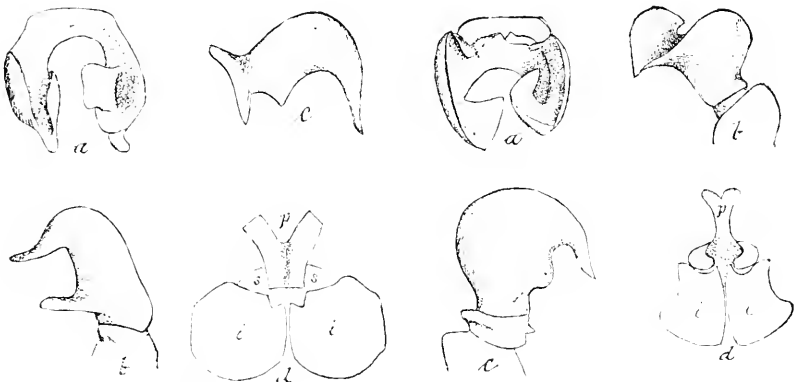


Fig. 402

Fig. 403.

SEXUAL ORGANS OF LACHNOSTERNA. (After Smith in Proc. U. S. Nat'l Museum, Vol. XI, 1888; Fig. 401 after Forbes.)

Fig. 400 *L. grandis* (5 figs.); Fig. 401, *L. ilices* (3 figs.); Fig. 402, *L. villojeana* (4 figs.); Fig. 403, *L. hirtuloba* (4 figs.); Fig. 401, larva of *L. rugosa*.

1831 (10,258). LACHNOSTERNA DELATA Horn. Trans. Amer. Ent. Soc., XIV, 1887, 267.

Oblong, slightly broader behind. Piceous brown, head and thorax more shining; sparsely clothed with short, semi-erect grayish hairs. Clypeus rather deeply and broadly emarginate, its surface densely and coarsely punctate. Thorax with margin subcrenate and ciliate; surface with coarse, deep punctures not closely placed, each with a short, semi-erect hair. Elytra finely and rather closely punctate, the costae indistinct. Male with abdomen feebly flattened at middle, the fifth segment broadly and rather deeply depressed behind the middle, with an oblique fold each side; last segment acutely notched at apex and with a shallow concavity marked with a longitudinal line. Length 15-17 mm. (Pl. III, fig. 392.)

Orange County; rare. May 28. Two specimens taken at electric light. Known only from Kentucky and Illinois. Resembles *hirsuta* but more oval, less hairy and with 10-jointed antennae.

1832 (5777). LACHNOSTERNA ILLICIS Kuehl. Neue Beytraege zur Insect. 1804, 79.

Oblong, slightly broader behind. Brown, more or less opaque; head piceous; elytra pruinose. Clypeus rather deeply emarginate, surface very densely and coarsely punctured. Thorax widest at middle, slightly narrowed at base, side margins crenate and ciliate; surface densely granulate-punctate, covered with a rather close, recumbent pubescence; usually with a slightly elevated smooth median line. Elytra densely punctate and finely rugulose; discal costae indistinct, submarginal moderately distinct. Male with abdomen flattened at middle, the fifth segment broadly transversely impressed with an oblique ridge each side; last segment irregularly concave, distinctly emarginate at apex. Length 19-23.5 mm. (Pl. V, fig. 401.)

Throughout the State; frequent. April 22-July 24. Our largest hairy species.

*L. ciliata* Lec., length 20-21.5 mm., is known from Wisconsin, Illinois, Missouri and Georgia.

#### GROUP F.

In this group the spurs of hind tibiae of male are both free, movable and slender. The species vary much in form and size and comprise the Indiana species of Groups XII, XV, and XVI of Horn. Three have been taken in the State, while two others perhaps occur.

#### KEY TO SPECIES OF GROUP F.

- a. Antennae 10-jointed; body more or less hairy.
  - b. Clypeus more or less emarginate, extended on to the eye at base.
    - c. Margin of thorax strongly crenate; pubescence of upper surface yellowish. 1833. CRENULATA.
    - cc. Margin of thorax entire; pubescence rather dense, white. 1834. ALBINA.

*bb.* Clypeus entire, rather deeply concave, not extended on to the eye at base; elytra with abundant erect hair; color pale brownish- or reddish-yellow. 1835, TRISTIS.

*aa.* Antennae 9-jointed; hind angles of thorax distinct; clypeus emarginate, *d.* Surface shining. INEPTA.

*dd.* Surface subopaque or iridescent. QUERCUS.

1833 (5789). LACHNOSTERNA GRENULATA Föhl., Naturforscher, 1792, 94.

Oblong, robust, very little wider behind. Brown, feebly shining, surface clothed with very short yellowish recumbent hairs, often with erect hairs intermingled. Clypeus feebly emarginate, surface coarsely and closely punctate, with short, erect hairs. Thorax with side margins coarsely serrate; surface coarsely and rather densely punctate, with rather long, erect yellowish hairs and with the median smooth line interrupted. Elytral punctures much finer than those of thorax, evenly and rather closely placed; submarginal costae well marked and entire. Male with antennal club as long as funicle; fifth ventral segment vaguely concave at middle; hind tibiae with both spurs free. Length 17-20 mm. (Pl. II, fig. 388.)

Lake, Porter, Owen and Vigo counties; frequent. Probably occurs throughout the State. May 7-June 29. A more narrow and parallel form than *ilicis*, with the hairs of thorax erect and not recumbent as there.

1834 (5790). LACHNOSTERNA ALBINA Burm., Handbuch Entom., IV, 1855, 328.

Oblong-oval, distinctly broader behind. Brown, moderately shining, rather densely clothed with white hairs. Clypeus emarginate, densely punctate and with short, erect hairs, which become longer on the front. Thorax with sides obtusely angulate, the margins entire; surface rather closely and coarsely punctate, without smooth median line. Elytra nearly as coarsely but less densely punctured than thorax; costae well marked, the whitish pubescence with a few erect hairs. Male with antennal club a little longer than the funicle; ventral segments slightly flattened at middle. Female with club distinctly shorter than funicle. Length 15-18 mm. (Pl. III, fig. 393.)

Marion County; scarce. May 22. Occurs on the flowers and leaves of the red haw, *Crataegus*, in low, open woods. A rare form, known only from Ohio, Indiana and Mississippi. Easily recognized by the conspicuous white pubescence of the surface.

1835 (5796). LACHNOSTERNA TRISTIS Fab., Spec. Ins., 1, 1781, 39.

Oblong-elongate, or slightly oval, a little broader behind. Light to dark, dull brownish-yellow, sparsely clothed with short, semi-erect hairs on elytra, with longer, erect yellowish hair on thorax and base of elytra. Clypeus entire, concave, coarsely and sparsely punctured, not prolonged at sides on the eyes. Thorax with margins entire, fringed with long hairs, disk coarsely and rather closely punctured. Elytra evenly and rather closely punctured, the costae obsolete. Male with antennal club slightly longer than stem; abdomen flattened at middle; fifth segment with a short, transverse acute ridge near the front

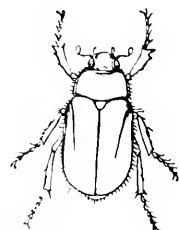


Fig. 375. - 12.  
(After Knobel)

border: last segment with the front margin elevated and a ridge prolonged backward at middle. Length 11.5–14.5 mm. (Fig. 375 and Pl. I, fig. 381.)

Throughout the State; common. April 8–June 9. Readily known by the small size, pale color and erect hairs of thorax, taken in connection with the other characters mentioned in key.

*L. incepta* Horn, oblong, subcylindrical, reddish-yellow, length 15 mm., was described from Ohio. *L. quercus* Knoch, oblong, cylindrical, reddish-yellow, head darker, elytra paler, length 14.5–16 mm., occurs from the Middle States southward to Georgia.

### Subfamily III. PLEUROSTICTI.

The members of this subfamily are mainly distinguished by the position of the abdominal spiracles, the second pair being located in the membrane connecting the dorsal and ventral segments, the third on the outer limit of the membrane and the others in the upper or dorsal portion of the ventral segments. The last two pairs diverge strongly and are usually visible on the sides of the abdomen below the elytra, which do not cover the last dorsal segment or pygidium. They are more closely and heavily built insects than the Melolonthinae, and like them are, for the most part, vegetable feeders or "leaf chafers." The general color is lighter and often variegated; the antennæ 9- or 10-jointed, with the club three-jointed and rarely elongated in the males, and the ligula is always horn-like and firmly united with the mentum. For convenience the subfamily is subdivided into three tribes, all of which are represented in Indiana.

#### KEY TO TRIBES OF PLEUROSTICTI.

- a.* Claws of the tarsi unequal in size, the inner one usually much more slender than the outer. Tribe I. RUTELINI, p. 980.
- aa.* Claws of the tarsi equal in size.
- b.* Front coxæ transverse, not prominent; body above convex (except in *Philcurus*). Tribe II. DYNASTINI, p. 988.
- bb.* Front coxæ conical, prominent; body above somewhat flattened or nearly level. Tribe III. CETOXINI, p. 995.

#### Tribe I. RUTELINI.

Oblong, convex, usually robust species, having the labrum short, horizontal and sinuate; mentum quadrate; scutellum usually rounded behind; tarsi short, with cylindrical joints; side pieces of metathorax narrow with the epimera visible. They live for the most part on the leaves of trees and vines and some of them are very injurious, especially to the foliage of the grape.



The following papers embrace the principal literature treating of the North American genera:

*Horn.*—"Notes on the Species of *Anomala* inhabiting the United States," *in* Trans. Amer. Ent. Soc., XI, 1884, 157-164.

*Horn.*—"Table of Species of the Genus *Cotalpa*," *in* Trans. Amer. Entom. Soc., III, 1871, 338.

*Wickham, H. F.*—"The North American Species of *Cotalpa*," *in* Journ. N. Y. Entom. Soc., XIII, 1905, 1-4.

*Schaffner, Chas.*—"Notes on some Species of the Genus *Anomala* with Descriptions of New Species," *in* Journ. N. Y. Entom. Soc., XIV, 1906, 1-5.

*Ibid.*—"New Scarabæida," *loc. cit.*, XV, 1907, 60-75. Tables of the U. S. species of the genera *Anomala* and *Strigoderma* are given on pages 69-73.

The descriptions of the species of the other genera are scattered through various publications. Five of the seven genera of the tribe are represented in Indiana.

#### KEY TO INDIANA GENERA OF RUTELINI.

- a.* Elytra with a membranous margin; antennæ 9-jointed; mandibles in repose not projecting beyond the clypeus.
  - b.* Elytra convex, not notched at base, shallowly striate and punctate; thorax not hairy. XXIV. ANOMALA.
  - bb.* Elytra flattened, notched at base, deeply striate, not punctate; thorax hairy and sulcate or impressed. XXV. STRIGODERMA.
- aa.* Elytra without membranous margin; antennæ 10-jointed; mandibles more prominent, usually visible beyond the clypeus.
  - c.* Thorax with marginal line at base; color yellow or brownish-yellow.
    - d.* Clypeus without a suture between it and the front; elytra with black spots. XXVI. PELIDNOTA.
    - dd.* Clypeus distinctly separated from the front; elytra without spots. XXVII. COTALPA.
  - cc.* Thorax without a marginal line at base; color dark brown. XXVIII. POLYMECHUS.

XXIV. ANOMALA Samouelle. 1819. (Gr., "unlike.")

Small or medium convex forms, distinguished mainly by the characters given in key. The color is extremely variable, often ranging from dull yellow to black in the same species. In all but one of the Indiana species the outer or larger claws of the front and middle tarsi are distinctly cleft or divided for one-fourth or more of their length. About 20 are recognized from the United States, 7 of which have been taken in Indiana.

## KEY TO INDIANA SPECIES OF ANOMALA.

- a.* Middle coxæ narrowly separated and without a tubercle or protuberance between them; basal marginal line of thorax present.
- b.* Outer or larger claw of front and middle tarsi very distinctly cleft at tip; body beneath with only a few scattered hairs.
- c.* Claw-bearing joint of front tarsi distinctly toothed on under side.
- d.* Thorax wholly reddish-yellow; clypeus distinctly concave, the margin widely reflexed. 1836. FLAVIPENNIS.
- dd.* Thorax either bicolored or entirely piceous; clypeus flat, the margin narrowly reflexed.
- c.* Larger, 10-11 mm.; sides of clypeus nearly parallel. 1837. BINOTATA.
- cc.* Smaller, not over 8 mm.; sides of clypeus divergent behind the middle. 1838. INNUBA.
- cc.* Claw-bearing joint of front tarsi not toothed on under side.
- f.* Form elongate, parallel; thorax with disk dark, side margins paler. 1839. UNDULATA.
- ff.* Form shorter, broader behind the middle; thorax uniformly black or piceous. 1839a. var. DUBIA.
- bb.* Outer claw of front tarsus scarcely cleft, the small division being much below the tip; body beneath, including the legs, distinctly pubescent. 1840. PUBESCENS.
- aa.* Middle coxæ more widely separated and with a distinct tubercle or prominence between them; thorax without basal marginal line.
- g.* Pygidium sparsely punctured, with little or no pubescence; size smaller, not over 10 mm. 1841. LUCICOLA.
- gg.* Pygidium rather densely punctured and distinctly pubescent; size larger, 11-15 mm. 1842. MARGINATA.

1836 (5830). *ANOMALA FLAVIPENNIS* Burm., Handb. Ent., IV, 1855, 247.

Oblong, moderately robust. Elytra pale dull yellow, with or without darker blotches; head, thorax and under surface reddish-yellow, the thorax sometimes with a faint metallic or greenish lustre. Thorax nearly twice as broad as long, sides regularly curved; surface sparsely and rather finely punctured and with two or three small, irregular impressions on the sides. Elytra each with three or four indistinct costæ, the intervals between them broad and marked with several irregular rows of punctures. Pygidium rather coarsely punctured. Length 10-11 mm.

Putnam and Vigo counties; scarce. June 29-July 5. Taken at light. Occurs in the Southern States, Putnam County being its most northern record.

1837 (5831). *ANOMALA BINOTATA* Gyll., Schonh. Syl. Ins., I, 1827, 106.

Oblong, robust. Head, thorax and scutellum dark greenish-bronze, shining. Elytra dull yellow, the suture, narrow side margins, and usually a rounded spot and short subhumeral stripe, piceous; legs and under surface piceous. Head rather densely and finely punctured. Thorax twice as broad as long, narrowed in front, sides curved; surface finely and sparsely punctured, somewhat more densely on sides. Elytra with rows of coarse punctures and three slightly elevated costæ. Pygidium rather densely rugulose and with short hairs. Length 9.5-11.5 mm.

Throughout the State; common. April 23–June 15. Occurs on foliage of various shrubs and at light. One specimen at hand has the elytra wholly piceous except a small space each side near the scutellum.

1838 (5833). *ANOMALA INNUBA* Fab., *Méth. Ins.*, 1, 22.

Oval, rather robust. Color very variable, usually dull yellow with the front, a large spot on thorax and one to three transverse rows of spots on elytra, piceous; sometimes wholly black or piceous, shining. Head rather densely and finely punctured; clypeus nearly semicircular in outline, the sides divergent behind the middle. Thorax one-half wider than long, sides curved; surface coarsely and rather deeply but not densely punctured. Elytra with rows of coarse, deep, closely placed punctures the rows near suture very irregular. Pygidium rugulose at base, smoother at apex. Claw joint of front tarsus distinctly toothed beneath when viewed from side. Length 6–7.5 mm.

Throughout the State; common. April 23–July 21. Occurs especially on the flowers of wild rose and Jersey Tea and at electric light. Specimens occur in which the elytra are wholly pale, dull yellow. According to Dr. F. Ohaus, who examined the type of Fabricius, *innuba* is the species commonly listed as *minuta* Burm. Dr. Horn gave *innuba* as a doubtful synonym in his bibliography, p. 164, *loc. cit.* Dr. Ohaus shows the true *minuta* Burm. to be a small form from the Southern States, belonging to the subgenus *Rhombonyx*, in which the tarsal claws are not cleft.

1839 (5831). *ANOMALA UNDLATA* Melsh., *Proc. Phil. Acad. Nat. Sci.*, 11, 1844, 140.

Elongate-oval. Dull brownish-yellow, head darker; disk of thorax piceous with a greenish tinge. Elytra usually with a curved row of oblong piceous spots (these often confluent) across the middle and another on apical third; abdomen and tarsi partly or wholly piceous. Head depressed at middle of front, the anterior flattened portion and clypeus densely and rugosely punctured; clypeus twice as broad as long, its margin narrowly reflexed, the angles broadly rounded. Thorax with sides regularly curved, surface finely and rather sparsely punctured. Elytra with rows of rather coarse punctures, the rows somewhat irregular near the suture; intervals equal and nearly flat. Pygidium rugulose and coarsely punctured. Length 8.5–9.5 mm. (Fig. 405.)




Fig. 405. — 5). (After Forbes.)

Throughout the State; frequent. April 23—June 26. Occurs on vegetation, beneath cover and at light. The above is a description of the typical *undulata* known to Melsheimer. Confused with it or *innuba* almost in every collection are shorter, darker specimens which also have the front tarsal claw joint wholly without teeth. These I regard as a distinct variety, if not species, and describe as follows:

1839a (—). *ANOMALA UNDULATA DUBIA* var. nov.

Oval, broader behind. Usually dark reddish-brown or piceous, feebly shining; elytra often with irregular paler blotches. Clypeus somewhat longer and narrower than in *undulata*, the sides more divergent behind. Thorax narrower, more convex, and much more coarsely and densely punctured. Elytra more closely and coarsely punctured, the punctures distinctly wider than the intervals, the latter narrower and more convex than in *undulata*. Meso- and metasterna more coarsely and densely punctured than there. Length 7-7.5 mm.

Throughout the State; less frequent than *undulata*. April 23—July 13. This form resembles the black color variety of *innuba*, but has the thorax more coarsely and densely punctured. It may be a variety of that species without teeth on the front tarsal claw. If so the main character usually used in separating the two species is of no value. The short, squat body, taken in connection with the other differences mentioned, at once separate it from *undulata*. Since both it and that species occur throughout the State it cannot be classed as a climatic variety.

1840 (—). *ANOMALA PUBESCENS* sp. nov.

Oblong-oval. Head, thorax and scutellum dark reddish-brown or piceous; elytra dull yellow, the side margins narrowly brownish or piceous; under surface and legs dull brown or piceous, everywhere sparsely clothed with long grayish hairs, these more dense on the meso- and metasterna and covering the pygidium. Clypeus concave, the margin broadly reflexed, more so than in *flavipennis*; surface, as well as that of lower part of front, roughly, coarsely and confluent punctate, sides broadly and evenly rounded. Thorax one-half broader than long, narrowed in front, widest at middle, sides curved thence to base; front angles acute, hind angles obtuse; surface rather finely, sparsely and irregularly punctate, with a small rounded fovea and one or two impressions on the sides; basal marginal line present. Elytra very irregularly and unevenly punctate, the punctures on sides only being in somewhat distinct rows, many of those on middle of disk confluent in short, broken, deeply impressed lines which are darker than the remaining portion of the disk. Pygidium rugulose. Claw joint of front tarsus toothed beneath; the outer claw of both front and middle tarsi unequally and finely cleft, the small, slender division being near the middle on the front tarsi and distinctly below the tip on the middle one. Length 8-8.5 mm.

Lake and Vigo counties; rare. June 27–July 7. Of the Vigo County specimen my notebook says, "several buzzing close to ground in cornfield on high land southwest of St. Mary's—only one taken." This specimen, together with the one since taken in Lake County, have heretofore been among my *inumba* labeled as a variety, but a critical examination shows the form of clypeus, cleft of tarsal claws, pubescence of under surface and punctuation of elytra to be wholly different and presenting a combination of characters found in no other described North American species.

1841 (5838). *ANOMALA LUCICOLA* Fab., Ent. Syst., 1798, Suppl. 132.

Oval, robust. Color variable from entirely dull yellow to wholly black; thorax often with a discal piecous space, this sometimes divided at middle. Clypeus nearly twice as broad as long, rather densely punctured, its front broadly rounded, sides very little divergent, margin narrowly reflexed. Thorax convex, sides regularly curved; surface rather coarsely but not densely punctured. Elytra with double rows of rather coarse, closely placed punctures, those near the suture confused; intervals broad, feebly convex, finely punctulate. Length 8.5–10 mm.

Throughout the State; frequent in the southern counties, much less so in the north. June 12–July 11. Occurs most commonly on the foliage of the wild grape and Virginia creeper. Sometimes does much damage to cultivated grapes. These can be sprayed with a solution of Paris green, as the poison will be washed off between the time of the beetles' appearance and the ripening of the fruit.

1842 (5840). *ANOMALA MARGINATA* Fab., Ent. Syst., I. 1798, 164.

Oval, robust. Pale dull yellow, with shining bronzed lustre; head and disk of thorax reddish-brown, narrow side margin of latter paler. Clypeus short, broader at base, margin narrowly reflexed, its surface and lower part of front densely and rugosely punctured. Thorax narrower in front, sides curved, surface rather coarsely and sparsely punctured, with minute shallow punctures between the larger ones. Elytra with somewhat irregular rows of coarse, closely placed punctures, the intervals equally convex. Length 12–15 mm.

Knox, Crawford and Posey counties; scarce. June 25–July 10. Our largest, least variable and most handsome form. A member of the Austroriparian fauna which, according to Horn, "occurs in the Southern States."

XXV. *STRIGODERMA* Burm. 1844. (Gr., "stria + skin.")

This genus differs from *Anomala* mainly by the characters given in key. The thorax is impressed on the sides and the outer front and middle tarsal claws are cleft at tip.

1843 (5812). *STRIGODERMA ARBORICOLA* Fab., Syst. Eleut., 11, 1801, 174.

Oval, subdepressed. Head, thorax and scutellum dull blackish-green, shining; sides of thorax usually in part or wholly pale; elytra dull brownish-yellow, often suffused with fuscous or piceous, especially on the sides and along the suture; under surface and legs piceous, sparsely clothed with long grayish hairs. Head coarsely, roughly and confluent punctured. Thorax one-half broader than long, sides feebly curved, hind angles rounded, front ones acute; surface coarsely, shallowly and rather sparsely punctate, with an impressed median line on middle third and two irregular depressions on each side. Elytra with all the striae distinct, entire and deeply impressed. Length 10-12 mm.

Throughout the State; frequent. May 25—July 9. Occurs most commonly on the flowers of wild rose, blackberry and the water willow, *Dianthera americana* Linn. In two specimens the thorax, elytra and legs are wholly reddish-yellow. On the other hand, four Lake County specimens have the thorax wholly bluish black.

XXVI. *PELIDNOTA* MacL. 1817. (Gr., "to make livid.")

Belonging here we have in Indiana one large, convex, robust species, readily distinguished by the characters given in key.

1844 (5844). *PELIDNOTA PUNCTATA* Linn., Syst. Nat., 1758, 350.

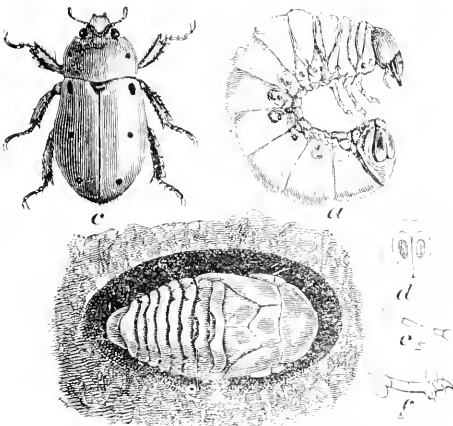


Fig. 406. a, larva; c, leg of same; d, tip of abdomen of same; b, pupa in its cell; e, beetle. (After Riley.)

Broadly oval, convex. Above dull reddish-brown or brownish-yellow; under surface and legs, top of head and scutellum black tinged with greenish; thorax with a small round black dot each side and elytra each with two or three similar dots on the side. Entire upper surface finely, sparsely and irregularly punctured. Length 20-25 mm. (Fig. 406.)

Throughout the State, frequent; less so in the northern counties. Occurs on the grape, both wild and cultivated. The larvae live

upon decaying roots and stumps of various trees.

XXVII *COTALPA* Burm. 1844. (L., "with = mole.")

The characters separating this genus from its allies are sufficiently set forth in the key. One of the seven known North American species occurs in the eastern United States and Indiana.

1845 (5851). *COTALPA LANIGERA* Linn., *System Naturæ* (10th Ed.), 1760, 350.

Broadly oval, robust. Head, thorax and scutellum greenish or yellowish with a strong metallic lustre; under surface piceous, bronzed, rather densely clothed with long, wool-like hair, the legs sometimes paler; elytra yellowish, feebly shining. Thorax twice as broad as long, sides broadly rounded, surface very finely and sparsely punctate. Elytra with a depression each side near the humerus, their punctures coarser than those of thorax, and arranged in rows which are visible only beneath a lens. Length 20-26 mm. (Fig. 407.)

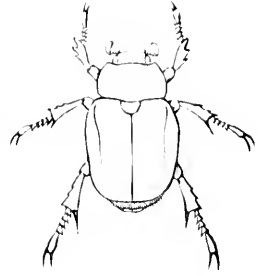


Fig. 407. Natural size.  
(After Forbes.)

Throughout the State but scarce. April 4-August 26. Often found in the washup along the beach of Lake Michigan. One specimen from Putnam County presents a curious color variation. The top of head and thorax is dark green. One of the elytra is almost wholly fuscous, only a small space in the outer apical fourth being yellow; the other one has a broad, fuscous sutural stripe extending from apex to base and along the latter to the humerus, where it is recurved. Otherwise it agrees with the common forms of the species and is therefore to be recorded only as a sport

XXVIII. *POLYMECHUS* Lec. 1858. (Gr., "much + adulterous.")

This genus comprises a single species which, in addition to the characters given in key, has the clypeus somewhat trilobed and separated from the front by an elevated carina, which is interrupted at middle; mandibles with outer edge entire, the tips turned upward; legs short and stout, tibiae not longer than the femora, tarsi as long or longer than tibiae; tarsal claws dissimilar in the sexes, those of the female simple, feebly curved and alike on all the legs; those of male, with outer claw of front leg with a trace of tooth at middle; outer claw of middle and hind legs deeply divided, the lower division forming a tooth as long as the upper; the other claws simple.

1846 (5857). *POLYMECHUS BREVIPES* Lec., *Proc. Phil. Acad. Nat. Sci.*, VIII, 1856, 21.

Oblong-oval, convex. Dark chestnut-brown to piceous. Head coarsely, rugosely punctate; clypeus two-toothed, its margin reflexed. Thorax one-third wider than long, strongly convex, sides rounded; surface sparsely and finely punctate, more closely and coarsely on sides. Elytra striate, the striae coarsely punctate; the outer ones regular, those next the suture much

confused, especially toward the base. Antennal club as long as stem in female, one-half longer in male. Length 14-17 mm.

Lake, Laporte and Posey counties; rare. June 6-August 10. Occurs in sandy localities.

#### Tribe II. DYNASTINI.

Medium-sized to very large robust forms, having the labrum usually invisible; mentum narrowed and subacuminate, rarely truncate, in front; tarsal claws equal, not toothed. In some genera the males have the head and often the thorax armed with horns. To the tribe belongs our largest Indiana beetle and in the tropics the largest of known beetles. Seven of the eleven genera comprising the tribe are represented in Indiana.

The most available literature relating to the North American genera is as follows:

*LeConte*.—"Notice of three genera of Scarabæidæ found in the United States," in *Proc. Phil. Acad. Nat. Sci.*, VIII, 1856, 19-24. Treats of the genera *Ligyrus* and *Aphonus*.

*Horn*.—"Descriptions of New Coleoptera of the United States with Notes on Known Species," in *Trans. Amer. Ent. Soc.*, III, 1871. The genus *Cyclocephala* is treated on pp. 334-337.

*Horn*.—"Synonymical Notes and Descriptions of New Species of North American Coleoptera," in *Trans. Amer. Ent. Soc.*, V, 1875, 126-156. Synopses of the genera *Ligyrus* and *Stralagus* are given on pages 143-147.

*Horn*.—"Contributions to the Coleoptera of the United States, III," in *Trans. Amer. Ent. Soc.*, VIII, 1880, 139-154. This includes a table of species of the genus *Philcurus*, pp. 147-148.

#### KEY TO INDIANA GENERA OF DYNASTINI.

- a. Body convex, usually more or less oval; labial palpi inserted at the sides of mentum.
  - b. Head and thorax unarmed in both sexes.
    - c. Mandibles narrow, scarcely curved; color pale brownish-yellow. XXIX. CYCLOCEPHALA.
    - cc. Mandibles broad, rounded on the outer side and curved; color piceous or black. XXX. DYSCENETUS.
  - bb. Head or thorax (sometimes both) armed, or at least bearing a tubercle, in both sexes.
    - d. Size over 30 mm.; color piceous or dark reddish-brown; males with the front feet not elongated.



c. Head with a low, transverse carina; hind tibiae truncate at tip and fringed with hairs.

f. Mandibles toothed on the outer side; clypeus bidentate at tip (unidentate in one species). XXXI. *LIGYRUS*.

ff. Mandibles not toothed; clypeus with an elevated three-toothed process just before the tip. XXXII. *APHONUS*.

cc. Head with a long horn, male, or tubercle, female, on the vertex; hind tibiae with several blunt, rounded teeth at tip.

XXXIII. *XYLORYCTES*.

dd. Size 40 or more mm.; color greenish-gray with black spots (rarely wholly piceous); males with the front feet elongated.

XXXIV. *DYNASTES*.

aa. Body elongate, flattened; labial palpi inserted behind the mentum.

XXXV. *PHILERUS*.

XXIX. *CYCLOCEPHALA* Latr. 1829. (Gr., "circle head.")

Both this genus and the next have the head and thorax entirely destitute of tubercles; clypeus flat, elongately rounded, finely margined; mandibles projecting but slightly and not toothed on outer side; basal marginal line of thorax not entire. In the males the fifth joint of front tarsi is much enlarged and the antennal club is usually longer than in the female. Three of the nine species of *Cyclocephala* occur in the eastern United States and Indiana.

KEY TO INDIANA SPECIES OF *CYCLOCEPHALA*.

a. Outer front tarsal claw of male not cleft at apex; prosternum convex, not carinate; last joint of maxillary palpus cylindrical; head blackish. 1847. *NIGRICOLLIS*.

aa. Outer front claw of male cleft (sometimes very slightly) at apex.

b. Body smooth above; antennal club of male shorter than the other joints together. 1848. *IMMACULATA*.

bb. Body pubescent above; antennal club of male longer than the other joints together. 1849. *VILLOSA*.

1847 (5861). *CYCLOCEPHALA NIGRICOLLIS* Burm., Handb., V, 50.

Oblong-oval, robust. Pale brownish-yellow, shining; head blackish. Clypeus dull reddish, rounded in front, the margin reflexed. Thorax twice as wide as long, sides broadly rounded, surface coarsely and rather sparsely punctate. Elytra glabrous, coarsely and somewhat confluent punctate. Length 11-13 mm.

Putnam and Clark counties; scarce. July 5. Described from Texas. Comparatively shorter, more robust and more shining than our other two species.

1848 (5858). *CYCLOCEPHALA IMMACULATA* Oliv., Ent., 1, 179, 29.

Oblong-oval, moderately robust. Dull brownish-yellow, shining; front black, clypeus reddish-yellow. Thorax one-half broader than long, sides

broadly rounded, hind angles rounded, surface finely and sparsely punctate. Elytra with rows of very fine, feebly impressed punctures; the side margins in female often thickened near middle. Cylindrical elevation of prosternum behind the front coxæ distinctly visible when viewed from the front. Length 12-14.5 mm.

Vigo, Putnam and Posey counties; scarce. May 12-July 30.

1849 (5862). *CYCLOCEPHALA VILLOSA* Burm., Handb. Ent., V, 1856, 54.




Fig. 498.  $\times 3$ . (After Forbes.)

Resembles the preceding but more convex. Color pale dull yellow, front piecous; clypeus reddish-yellow. Thorax as in *immaculata*. Elytra more coarsely and roughly punctate, the rows of punctures ill-defined; surface viewed from side finely and sparsely pubescent. Prosternal elevation scarcely visible when viewed from the front. Length 11-14 mm. (Fig. 498.)

Marion and Putnam counties; scarce. July 1-July 30. The longer antennal club of male, paler color and more roughly punctured elytra distinguish this species. It and the preceding fly after dusk and are attracted by light, being seldom seen by day.

### XXX. *DYSCINETUS* Harold. 1869. (Gr., "bad" moving.')

The characters of this genus have been sufficiently set forth in the key and the remarks under *Cyclocephala*. One of the two known North American species occurs in the State.\*

1850 (5868). *DYSCINETUS TRACHYPYGUS* Burm., Handb. Ent., V, 1856, 79.

Elongate-oblong. Piecous-black, shining; antennæ and legs dark reddish-brown. Clypeus almost truncate in front, sides diverging, surface sparsely, shallowly and rather finely, front more coarsely, punctate. Thorax one-half wider than long, sides feebly curved, hind angles rounded, front ones acute; surface coarsely, sparsely and irregularly punctate. Elytra each with four feebly raised lines, these with a row of fine, variolate punctures each side; intervals broader, with three or four very irregular rows of similar punctures. Length 15-18 mm.

Occurs beneath rubbish along the sandy shores of lakes and larger streams throughout the State; frequent. April 8-October

\**Dyscinetus barbata* Fab., Mant. Ins., I, 1787, 19.

Elongate-oval. Uniform mahogany-brown, shining. Head and thorax very finely and very sparsely punctate, the latter otherwise as in *trachypygus*. Elytra minutely alutaceous, wholly without punctures. Length 18 mm.

This is a West India species, one specimen of which was taken by Max Ellis at porch light on the State Forestry Reservation near Henryville, Clark County. It was evidently introduced by commerce, and as only a single specimen was taken it is not included in the regular list. Identified for me by Frederick Blanchard.

21. Often attracted in large numbers to electric light; evidently pupates in moist places, as a number were thrown up in plowing a recently drained marsh. Listed under *Chalepus*, which name was preoccupied.

XXXI. *LIGYRUS* Burm. 1847. (Gr., "flexible.")

This genus and the next are composed of moderate-sized, robust convex species, having the head armed with small transverse toothed ridges, alike in both sexes; clypeus rather triangular, always toothed; first joint of hind tarsi more or less elevated at its upper end. In *Ligyris* there are small stridulating organs or rugose spaces on the inner surface of the elytra near the outer hind margin. Two of the four known species have been taken in the State, and a third probably occurs.

KEY TO INDIANA SPECIES OF *LIGYRUS*.

- a.* Thorax impressed in front and with a small tubercle on the front margin; front tibiae with three teeth. 1851. *GIBBOSUS*.  
*b.* Clypeus with two teeth. *RUGINOSUS*.  
*bb.* Clypeus with one tooth at middle. *RELICTUS*.  
*aa.* Thorax not impressed nor tuberculate; front tibiae with four teeth, the upper one small; mesothorax hairy. 1852. *RELICTUS*.

1851 (5869). *Ligyris gibbosus* DeG., Mem. Hist. des Ins., IV, 1768, 322.

Oblong-robust, slightly broader behind. Reddish-brown to dark chestnut-brown above, paler beneath. Thorax one-half wider than long, strongly convex, sides regularly curved from base to apex; surface rather finely, sparsely and unevenly punctate. Elytral punctures much coarser than those of thorax, those on disk in somewhat regular rows; those on sides confused. Length 11-16 mm. (Fig. 409.)

Throughout the State; common. April 18-September 27. Sometimes very abundant at electric lights.

*L. ruginosus* Lec., reddish-brown, length 16.5 mm., is a southern species which has been recorded from near Cincinnati.



Fig. 409. - 21. (After Forbes.)

1852 (5871). *LIGYRUS RELICTUS* Say, Journ. Phil. Acad. Nat. Sci., V, 1825, 194; *ibid.* II, 296.

Oblong, very robust. Piceous black, shining. Transverse carina of head interrupted at middle; clypeus with two teeth. Thorax strongly convex, hind angles broadly rounded, surface finely and sparsely punctured. Elytra with rather fine punctures, those of center of disk arranged in three double rows; those on sides and near suture much confused. Male with inner claw of front tarsi thickened, dilated and abruptly curved. Length 18–23 mm. (Fig. 410.)

Throughout the State, frequent; more so about the sandy lake shores of the northern counties. May 26–August 26. Occurs at electric light and beneath rubbish. The larvae live in old, well-rotted manure piles.

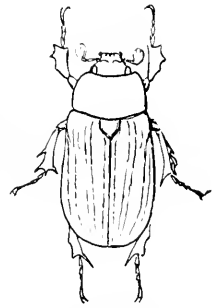


Fig. 410.  $\times 14$ .  
(After Knobel.)

XXXII. *APHONUS* Lec. 1858. (Gr., "without + voice.")

The untoothed mandibles and the lack of stridulating organs on the under surface of the elytra are the principal characters separating this genus from *Ligyrus*. In our species the tip of the clypeus is elevated, and immediately behind it is a sharp, transverse elevated line which bears three blunt teeth. One of the four recognized species has been taken in the State.

1853 (5874). *APHONUS TRIDENTATUS* Say, Journ. Phil. Acad. Nat. Sci., III, 1823, 209; *ibid.* II, 134.

Oblong-ovate, robust. Black or piceous-black, shining; beneath dark reddish-brown. Thorax about one-third wider than long, strongly convex, sides feebly curved, hind angles obtuse, basal margin sinuate; surface finely and sparsely punctate. Elytra striate, the striae with rows of rather fine punctures; intervals subconvex, irregular in width and with scattered coarse punctures. Length 13–16 mm.

Putnam, Vigo, Floyd and Posey counties; scarce. May 10–July 29. Occurs about old decaying stumps in which the larvae live; also at light.

XXXIII. *XYLORYCTES* Hope, 1837. (Gr., "wood + a digger.")

This genus contains a single large bulky form, having the mandibles prominent, not toothed on the outer side; the male with a long curved horn arising from the middle of the head, whence the common name of "rhinoceros beetle."

1851 (5880). *XYLORYCTES SATYRUS* Fab., Syst. Eleut., I, 1801, 15.

Oblong, robust. Dark chestnut to piceous brown.

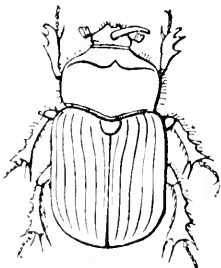


Fig. 411. Male. Natural size.  
(After Glover.)

shining; under surface paler and rather thickly clothed with reddish-brown hairs. Male with the front half of thorax almost perpendicular, the slope with irregular transverse rows of oblong punctures; basal half convex, very finely and sparsely punctured; sides rounded, thickly fringed with brown hairs; female with thorax strongly convex, but slightly sloping in front of middle. Elytra striate, with rows of rather fine, feebly impressed punctures; the striae deeper and punctures larger in female. Length 25-28 mm. (Figs. 411-411a.)

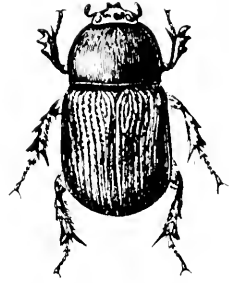


Fig. 411a. *Xyloryctes satyrus*. Female. Natural size.

Wells, Marion, Monroe and Posey counties; scarce. June 3-September 8. Probably occurs sparingly over the southern two-thirds of the State. The larvae are said to be injurious to ash trees by feeding upon their roots, and the adults are usually found in the vicinity of these trees.

#### XXXIV. DYNASTES Kirby. 1825. (Gr., "a ruler.")

To this genus belong the largest of known beetles, some of the tropical species being nearly three inches in length and more than an inch in thickness. In the southern United States and extending northward over the southern third of Indiana is one species, sometimes called the "unicorn beetle." The generic name *Dynastes* having the same origin as the English "dynasty," and meaning sovereignty, has been given to these beetles on account of their large size and imposing appearance.

1855 (5886). *DYNASTES TITYUS* Linn., Syst. Nat., 1766.

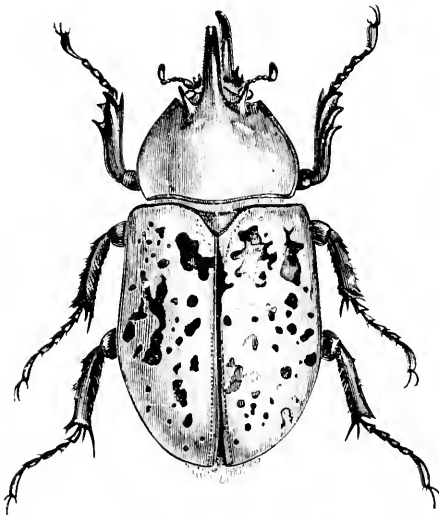


Fig. 412. Natural size. (After Riley.)

Broadly oval. Usually greenish-gray, with brownish or piecous spots scattered irregularly over the elytra; rarely uniform dark chestnut-brown. Male with thorax three-horned, the ones on sides short and curved, the median one bearded with yellowish hair beneath, bifid at tip and projecting forward to meet a long curved horn arising from the head. Females with only a slight tubercle on middle of head. Entire upper surface of male almost wholly smooth; female with thorax sparsely and finely punctate, more densely and coarsely on sides and near front angles; elytra with coarse and very fine punctures intermingled on basal half, apical half smooth. Length

of male 40 to 50 mm., exclusive of horns; of female, 45 mm. (Fig. 412.)

Of the eight specimens in the collection, three are from Crawford County, the others from Bartholomew, Greene, Sullivan, Orange and Jefferson counties. All but two are males. July 25–September 4. One of the females is wholly chestnut-brown above; while one of the males has one elytron almost wholly chestnut-brown, the other one being of a normal hue. The species probably occurs sparingly over the area covered by the Austroriparian fauna of the State. It is said to live in the larval stage in old rotten wood.

XXXV. *PHILEURUS* Lat. 1807. (Gr., "love + well.")

This genus is characterized by having the labial palpi inserted behind the mentum; mandibles prominent; head and thorax alike in both sexes, the former with two short horns or tubercles, the thorax with one tubercle on apical half. Stridulating organs are found on the under surface of the elytra, along the side margins. One of the four known species has been taken in the State.

1856 (5890). *PHILEURUS VALGUS* Linn., Syst., Nat., 1758, 347.

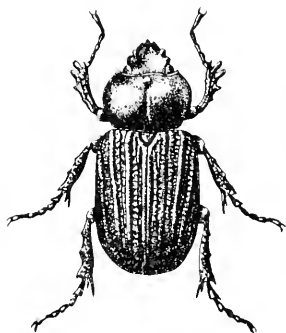


Fig. 413. - 12. (Original.)

Elongate, subdepressed. Above black, shining; beneath piceous. Head deeply concave, with two blunt conical tubercles in front of eyes; tip of clypeus tooth-like, recurved. Thorax transverse, with sides broadly rounded; surface sparsely and rather finely punctured and with a deep median groove, terminated in front by a short, blunt tubercle near the margin. Elytra striate, the striae with rows of rather coarse variolate punctures, the alternate intervals more elevated. Outer apical angles of hind tibiae and basal joint of tarsi each with a distinct spine. Length 19–22 mm. (Fig. 413.)

Southern portion of the State, from Monroe County southward, scarce; specimens from seven different counties having been taken. April 16–November 10. Occurs beneath bark of decaying trees; also at light. A true member of the Austroriparian fauna. Horn mentions it as from Texas only, but states that it is also found in South America. In general appearance it recalls a small form of the common "bess-bug," *Passalus cornutus* Fab. Probably hibernates as imago, as a freshly moulted specimen was taken on November 7.

## Tribe III. CETONINI.

In addition to the flattened form and prominent conical front coxæ, the members of this tribe have the antennæ always 10-jointed; scutellum usually triangular and pointed; pygidium visible and tarsal claws equal and simple. In some genera the side pieces or epimera of the mesothorax are continued upward so as to form a little piece which is easily seen at the shoulders between the thorax and elytra. In flying, the true *Cetonia* do not raise the elytra, as most beetles do, but the inner wings pass out from the side under the elytra, which are a little narrower at the tips than the base and do not at all embrace the sides of the body. The members of this tribe differ from the other "leaf chafers" in being for the most part flower beetles, the mouth organs being furnished with a brush of hairs with which they collect the pollen. They are therefore mostly diurnal, flying about from flower to flower during the heat of the day. At night and in cloudy or rainy weather they are to be found beneath bark or other cover. Seven of the nine genera comprising the tribe in North America are represented in the State.

The following literature treats of three of these, the descriptions of the species of the others being widely scattered:

*Horn.*—"Synopsis of the Euphoria of the United States," in *Proc. Amer. Phil. Soc.*, XVIII, 1880, 397-408.

*Horn.*—"Descriptions of New Coleoptera of the United States, with Notes on Known Species," in *Trans. Amer. Ent. Soc.*, III, 1871. The genus *Cremastochilus* is treated on pp. 339-341.

*Horn.*—"A Monographic Revision of the Species of *Cremastochilus* of the United States," in *Proc. Amer. Phil. Soc.*, XVIII, 1880, 382-397.

*Horn.*—"Revision of the United States Species of *Ochodæus* and other Genera of Scarabæida," in *Trans. Amer. Ent. Soc.*, V, 1876. The genus *Trichius* is monographed on pp. 194-197.

## KEY TO INDIANA GENERA OF CETONINI.

- a.* Side pieces or epimera of the mesothorax visible from above; elytra more or less sinuate on the sides behind the humeri.
- b.* Thorax lobed at the base, the lobe covering the scutellum; head of both sexes with a more or less distinct frontal and clypeal spine.
- XXXVI. CORINIS.
- bb.* Scutellum not covered by a lobe of the thorax.

- c. Mentum normal in shape; clypeus narrow, feebly reflexed; thorax triangular; color never uniform black. XXXVII. EUPHORA.  
 cc. Mentum cup-shaped; clypeus broad, strongly reflexed; thorax quadrate with prominent angles; color uniform black or piceous.

## XXXVIII. CREMASTOCITILUS.

- aa. Epimera of mesothorax not visible from above; elytra not sinuate behind the humeri; middle coxæ without an elevation between them.  
 d. Hind coxæ contiguous; thorax without median groove; size 9 or more mm.

c. Body almost glabrous; color uniform; size large, 18 or more mm.

## XXXIX. OSMODERMA.

- cc. Body pubescent; color variegated; size less than 13 mm.  
 f. Elytra longer than wide; thorax sinuate at base; elytra yellowish with black spots. XL. GNORIMUS.  
 ff. Elytra not longer than wide; thorax rounded at base.

## XLI. TRICHUS.

- dd. Hind coxæ widely separated; thorax with a deep median groove; size small, not over 7.5 mm. XLII. VALGUS.

## XXXVI. COTINIS Burm. 1842. (Gr., "bleaster," the wild olive tree.)

In this genus the clypeus is armed in front with a short, erect horn. One of the two known species occurs in the State.

1857 (5894). COTINIS NITIDA Linn., Mus. Ludov. Ulrich., 1764, 26.

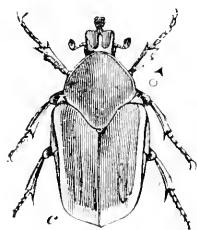


Fig. 44. Natural size.  
(After Riley.)

Elongate-oblong, somewhat pointed in front. Dull velvety green above, sides of thorax and elytra brownish-yellow; head, middle of metasternum, tibiae and sometimes the abdomen, brilliant metallic green; femora and usually the abdomen reddish-yellow. Head deeply excavated, the front with a horizontal spine extending forward nearly to the upturned spine of clypeus. Thorax triangular, the apex truncate, less than half the width of base, the latter with a triangular lobe covering the scutellum. Upper surface wholly smooth. Length 20-23 mm. (Fig. 44.)

Knox and Posey counties; frequent. July 24-August 2. Probably occurs over the area covered by the Austroriparian fauna, of which it is a striking member. It is commonly known as the "fig-eater," and in the South often flies in great numbers by night, especially in sandy districts, making a loud buzzing noise similar to that made by the May-beetles (*Lachnosterna*). The larvæ feed upon the roots of grass and sometimes are harmful to strawberry and other plants. When they move they crawl upon their backs, making no use of their short legs. *Allorhina* Burm., to which the species is usually ascribed, is a South American genus.



XXXVII. EUPHORIA Burn. 1842.  
(Gr., "well + bearing.")

Rather broad, bulky, more or less hairy species, having the thorax triangular and nearly as wide at base as elytra. (Fig. 415.) Scutellum distinct; middle coxæ with an elevation or protuberance between them; mandibles feeble, in great part membranous; last spiracle placed midway between the front and hind margins of the segment. Three species have been taken in the State, while two others perhaps occur.



Fig. 415. *Euphoria melancholica* Gory. ♀ 3.  
(After Forbes.)

KEY TO INDIANA SPECIES OF EUPHORIA.

- a.* Clypeus with four teeth in front; black; elytra yellowish with black spaces at the humeri and along the suture. AREATA.
- aa.* Clypeus entire or feebly emarginate, its angles rounded.
- b.* Elevation between the middle coxæ oval or semicircular.
- c.* Thorax either shining or punctured and pubescent.
- d.* Thorax densely punctured, its surface pubescent; color dark brown, feebly bronzed, with narrow white markings. 1858. SEPULCHRALIS.
- dd.* Thorax sparsely punctate, its surface shining, not pubescent; color green tinged with brownish. 1859. FULGIDA.
- cc.* Thorax opaque, scarcely punctured, not pubescent; color dull green to opaque brown. HERBACEA.
- bb.* Elevation between the middle coxæ transverse; elytra brownish-yellow with numerous small black spots. 1860. INDA.

*E. arcata* Fab., length 12 mm., is said to occur from the Middle States westward to Kansas and Texas.

1858 (5904). EUPHORIA SEPULCHRALIS Fab., Syst. Eleut., II, 1801, 156.

Oblong-oval. Beneath, bronzed, shining, with a violaceous tinge; above, dark brownish-bronzed, feebly shining; elytra with numerous short, sinuous transverse, whitish lines. Thorax triangular, base emarginate at middle; surface coarsely punctured, more densely on sides, clothed with short, erect, persistent pubescence. Elytra each with two costæ; intervals with numerous coarse punctures, these changing on sides to short, deep, transverse wrinkles; tips subtruncate, distinctly sinuous. Pro- and mesosterna, femora and sides of abdomen hairy. Length 9-13 mm.

Throughout the State; frequent. May 6-September 30. Occurs at sap, also on flowers of various kinds, especially goldenrod (*Solidago*) in autumn. Sluggish and feigns death when touched.

1859 (5909). *EUPHORIA FULGIDA* Fab., Syst. Edl., 1798, 48.

Oblong-oval. Head and thorax usually brilliant green, the latter margined at the sides with yellow; elytra green, usually with a reddish-brown tinge, sometimes marked with chalk-white spots; abdomen green, the sides with whitish spots; pygidium with four similar spots on base; legs reddish- or brownish-yellow, tinged with green. Entire upper surface sparsely and rather finely punctate; elytra with only faint traces of costæ. Length 13-18 mm.

Throughout the State; frequent. May 10-September 29. Usually pupates beneath logs in damp places; common in June in the washup along the shore of Lake Michigan. Occurs also on flowers.

*E. herbacea* Oliv., length 14-16 mm., occurs in the "Middle States Region."

1860 (5911). *EUPHORIA LIXA* Linn., Syst. Nat., Ed. X, 1766, 352.

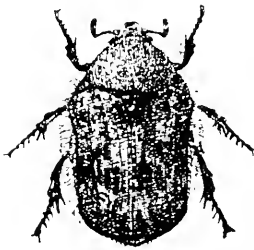


Fig. 416. 2. (After Forke.)

Broadly oval. Head and thorax piceous, feebly bronzed, the latter often with yellowish spots; elytra brownish-yellow, mottled with black spots, which often tend to form cross-bands; beneath piceous, the legs and hind margins of abdominal segments often paler. Vertex, thorax, pro- and mesosterna, femora and sides of abdomen usually densely hairy. Elytra each with two rather broad and feeble costæ which unite at apex. Length 13-16 mm. (Fig. 416.)

Throughout the State; frequent. March 20-August 17. On the first warm, sunny days of spring this "bumble-flower-beetle" comes forth in numbers and flies close to the ground with a loud buzzing noise like that of a bumble-bee, for which it is often mistaken. When captured it defends itself by emitting a strong, pungent chlorine-like odor. A second brood is said to appear in September. The larvae live in rotten wood, beneath chips and other woody debris. The adults are often found sucking the juices of roasting ears, peaches, grapes and apples, and sometimes do much damage.

XXXVIII. *CREMASTOCHEILUS* Knoch, 1801. (Gr., "hanging + lip.")

Rather elongate, dull black, coarsely punctured species, known from their allies by the characters given in key, and by having the outer portion of mandibles thickened and horn-like; last spiracle near hind margin of the segment; middle coxæ without a protuberance between them. The mouth is peculiarly constructed, the clypeus being thickened and turned up, and the mentum much en-

larged and projecting forward so as to almost close the oral cavity, its sides hanging down like two curtains, whence the generic name. They usually occur beneath stones and chunks in or about ants' nests. The great majority of the 21 species listed have the mentum entire and pointed behind, and occur from Kansas and Nebraska westward. Seven, most of which have the mentum deeply concave and notched behind, occur east of the Mississippi. Of these four have been taken in Indiana, while another probably occurs.

## KEY TO INDIANA SPECIES OF CREMASTOCHILUS.

- a.* Mentum plate acutely angulate and entire behind; legs not fossorial, tarsi as long as the tibiae; hind angles of thorax triangular, smooth, continuous with the side margin; front angles continuous with the disk, punctured. 1861. *KNOCHII*.
- aa.* Mentum plate distinctly notched or with a deep emargination behind.
- b.* Notch on hind border of mentum plate small, acute; front angles prominent and distinct from the disk; hind angles not continuous with the disk. *VARIOLOSUS*.
- bb.* Notch of mentum plate wide and deep.
- c.* Disk of thorax coarsely and densely punctured.
- d.* Front angles of thorax continuous with the disk; hind angles continuous with the outer margin of the disk. 1862. *CANALICULATUS*.
- dd.* Front angles separated from the disk by a transverse impression; hind angles completely separated by a groove and depressed below the surface of the disk. 1863. *CASTANEÆ*.
- cc.* Disk of thorax shining, sparsely and irregularly punctured; front angles short, obtuse, hind angles retracted and slightly depressed. 1864. *HARRISHI*.
- 1861 (5925). *CREMASTOCHILUS KNOCHII* Lec., Proc. Phil. Acad. Nat. Sci., 1853, 231.

Elongate-oblong. Black, feebly shining. Mentum plate flat at bottom, angulate and entire behind. Thorax one-half wider than long, base not wider than apex, sides broadly curved; front angles feebly prominent, not limited behind by a line; hind angles triangular, smooth, limited on inner side by an oblique impression; disk moderately convex, coarsely but not densely punctured; median line evident but faint. Elytra with oval, shallow, often more or less confluent, punctures. Length 10-13 mm.

Lake, Laporte, Marshall and Kosciusko counties; rather frequent beneath rubbish along the beach of Lake Michigan; only one each from the other two counties, these also beneath chunks on borders of lakes, one of them with a colony of small brown ants, April 25-August 26.

*C. variolosus* Kirby, length 9 mm., occurs in the "Middle States region," and has been recorded from Cincinnati.

1862 (5929). *CREMASTOCHILUS CANALICULATUS* Kirby, Zool. Journ., III, 151.

Elongate-oblong. Black, feebly shining. Mentum plate deeply concave, its hind margin widely reflexed and with a deep, wide notch. Thorax one-third wider than long, sides moderately curved; front angles obtuse, feebly prominent, limited on their inner side by a deep fovea, punctured and continuous with the disk; hind angles triangular, nearly smooth, tips slightly turned outward, limited within by a moderately deep groove, but not depressed below the surface of the disk; disk slightly convex, coarsely and densely punctured. Elytra flattened on the disk, vaguely grooved and with rather dense, oval, shallow punctures. Length 11–12.5 mm.

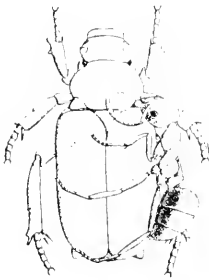


Fig. 417. Ant sucking at glands of *Cremastochilus*. (After Wheeler.)

Vigo, Putnam, Monroe and Crawford counties; scarce. May 10–May 17. Of the ten specimens at hand, nine were found in ants' nests beneath logs or flat stones, all singly but two. Although taken in six different years, they were all collected between the two dates above mentioned. On this and most other species there are pubescent depressed spaces near the front angles and beneath or near the hind ones which are supposed to be glandular and to excrete a liquid very palatable and attractive to the ants, with which they are found in company. LeConte records\* several instances in which specimens have had the projecting portions of the hind angles fall off on account of the continual gnawing or sucking of the ants at the glands. (Fig. 417.) The beetles are sluggish insects which feign death when touched, and seem to be held in captivity by the ants, which pull them back into the vicinity of the nests whenever they attempt to escape.

1863 (5931). *CREMASTOCHILUS CASTANEE* Knoch., Neue Beitr., 1801, 115.

Oblong. Piceous, feebly shining. Mentum plate deeply cupped, the margin widely reflexed except in front, and with a rather deep U-shaped notch behind. Thorax nearly twice as wide as long, sides moderately curved; front angles in the form of tubercles, limited on the inner side by the usual deep fovea and behind by an impressed line; hind angles triangular, punctured at base, separated completely from the surface of the disk by a deep impression, their tips turned outward; disk moderately convex, coarsely and closely punctured; median line sometimes feebly impressed. Elytra moderately flat, with rather sparse, shallow, oval impressions; those on the sides, as usual in the other species, smaller, rounded and deeper. Pygidium very coarsely punctured. Length 9.5–10 mm. (Fig. 418.)




Fig. 418.  $\times 3$ . (After Wheeler.)

\*Entom. Amer., I, 188.

Crawford and Perry counties; rare. May 10-May 16. The larvae of this species are said to live on the trunks and roots of the chestnut, whence the specific name. As these trees grow indigenously only in the southern third of the State, it is probable that the beetle will be found to be confined to that area. Both it and *canaliculatus* often have a small transverse hoary white spot formed of exuded matter near the margin and just behind the middle of the elytra. *Castanea* is shorter and has the upper surface more distinctly pubescent with short erect yellowish hairs than in either the preceding or the next species.

1864 (5932). *CREMASTOCHEILUS HARRISI* Kirby, Zool. Jour., III, 152.

Elongate-oblong. Piceous, rather strongly shining. Mentum plate deeply concave, margins reflexed, more strongly at the sides and behind, its hind margin broadly and deeply notched. Thorax more than one-half wider than long, sides feebly curved; front angles short, obtuse, limited within by a deep impression and behind by a finely impressed line; hind angles somewhat triangular, smooth, separated from the disk by a rather deep impression; disk very sparsely and irregularly punctured and with distinct patches of stiff hairs near the hind angles. Elytra very coarsely, deeply and densely punctured. Length 10-11 mm.

Lake, Starke and Vigo counties; scarce. April 24-October 6. Occurs usually in nests of large reddish ants in sandy localities. Readily known by its more shining surface, more coarsely and roughly sculptured elytra and larger tufts of hairs near hind angles of thorax.

### XXXIX. *OSMODERMA* Lep. 1825. (Gr., "odor + skin.")

Large, broad, dark brown species, having the thorax distinctly narrower than elytra and rounded on the sides; last spiracle nearer the front than hind margin of the segment. Two of the three known species occur in Indiana.

1865 (5933). *OSMODERMA EREMICOLA* Knoch., Neue Beitr., 1801, 105.

Broadly oval, depressed above. Dark chestnut or mahogany brown, shining. Head deeply excavated between the eyes in both sexes, the edge with a tubercle above the base of antennae. Thorax with a deep impressed median line on basal half, in front of which is a broad, deep excavation, bordered in front by a sharp elevated line. Surface of both thorax and elytra very finely and sparsely punctate. Length 25-29 mm. (Fig. 419.)

Taken only in the southern half of State, but probably occurs throughout; scarce. July 4-August 12. Found at electric light and about the borders of open woods. Both it and the next emit, when captured, a strong odor of russia leather,



Fig. 419. Natural size.  
(After Harris.)

whence the generic name, meaning "scented skin." On account of this one being usually found singly it is called the "hermit flower-beetle."

1866 (5334). *OSMODERMA SCABRA* Beauv., Ins. Af. et Amer., 1805, 58.

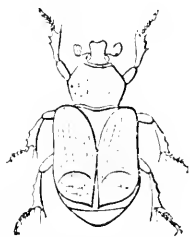


Fig. 420. Natural size.  
(After Glover.)

Form of the preceding but usually smaller. Purplish-black, bronzed. Head of male as in *crenicola*, the clypeus more strongly reflexed in front; of female nearly flat with clypeus narrowly reflexed. Thorax with a rather deep median groove, its surface densely, deeply and coarsely punctured. Elytra very rugosely and irregularly sculptured. Length 18-25 mm. (Fig. 420.)

Throughout the State; scarce. May 27—August 19. It is nocturnal and occurs about orchards and open woods, the larvæ living in the hollows of beech, cherry and apple trees and feeding upon the juices of their rotten wood. Harris speaks of them\* as being "whitish, fleshy grubs, with a reddish, hard-shelled head closely resembling the grubs of the common dor-beetle. In the autumn each one makes an oval cell of fragments of wood strongly cemented with a kind of glue; it goes through its transformations within this cell and comes forth in the beetle form in the month of July." In southern Indiana, as the above dates show, they begin to appear a month earlier.

#### XL. *GNORIMUS* Serv. 1825. (Gr., "known.")

Medium-sized robust beetles, having the thorax broader behind, the base bisinuate; elytra longer than wide, their tips rounded; pygidium exposed, similar in the sexes; middle tibiae of female straight, of male more slender and suddenly curved at base. One species is known from North America.

1867 (5936). *GNORIMUS MACULOSUS* Knoch, Neu. Beytr., 1801, 109.

Oval, robust. Dull black, rather thickly clothed with long yellowish hairs; elytra clay-yellow, glabrous, each with three vague, more or less interrupted costae; the seven to nine oblong elevations or tubercles so formed, shining black, the ones at umbone and near apex the larger; pygidium pruinose. Length 12-14 mm.

Marion County; rare. July 4. One specimen taken by Harry Vietz from the flowers of a tulip tree (*Liriodendron*). Known from New England to Ohio.

\*Ins. Injur. to Veg., 1862, 42.

XLI. *Trichius* Fab. 1775. (Gr., "hairy.")

Medium-sized beetles having the thorax rounded, narrower than elytra, the latter short, almost truncate; pygidium prominent in both sexes, that of male more convex than that of female and with the tip somewhat inflexed. They occur upon flowers during the day and readily take to flight when disturbed. Three of the six known species have been taken in Indiana.

KEY TO INDIANA SPECIES OF *TRICHIUS*.

*a.* Elytra with white transverse bands and velvety spots on the sides.

*b.* Elytra with third and fifth intervals distinctly more convex than second and fourth, the latter two rather densely punctate; front tibiae of male without spur. 1868. *PIGER*.

*bb.* Elytra with third and fifth intervals but slightly convex, second and fourth very sparsely punctured; front tibiae with spur in both sexes, that of male more slender and straight than in female. 1869. *AFFINIS*.

*aa.* Elytra reddish-brown, tinged with green, without transverse whitish bands or velvety spots on the sides. 1870. *RIBENS*.

1868 (5307). *Trichius piger* Fab., Syst. Ent., 1798, 40.

Oblong-oval. Head and thorax piceous, tinged with greenish; elytra reddish-brown to piceous, sparsely pubescent, each with two short, oblique whitish bars, one slightly in front of, the other slightly behind the middle, and reaching from the margin to the fifth, rarely the third, interval; sides with a black or reddish velvety space reaching from the margin to the fifth interval behind the front bar and divided by the hind one; body beneath and femora piceous-bronzed, clothed with long, white, silken hairs; abdomen, tibiae and tarsi reddish-brown. Head and thorax densely punctate, usually thickly clothed with short, erect, yellowish hairs. Pygidium finely rugose, sparsely pubescent, often with a whitish scaly space on the sides. Length 9-11 mm. (Fig. 421.)

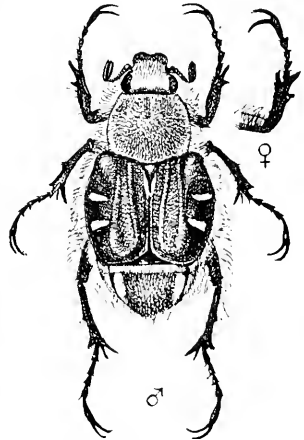


Fig. 421. Male and foreleg of female. (After Chittenden in Bull. XXVII, New Ser., U. S. Div. Ent., 1890, p. 390.)

Throughout the State; frequent. June 3-July 24. Occurs on flowers of various kinds, especially those of Jersey tea (*Ceanothus*), and wild hydrangea. The clypeus of male is longer and the thorax much more densely pubescent and more narrowed in front than in female.

1869 (5939). *TRICHIUS AFFINIS* Gory, *Mol.*, 93.

Form of *piger* but usually smaller. Head, thorax, body beneath and legs greenish-black, shining; elytra of the same hue with the second and fourth intervals often reddish-brown, the sides with whitish transverse bars and velvety space as in *piger*; also frequently with a short whitish bar next the suture just behind the scutellum. Pygidium with white space on sides densely pubescent. Length 9–10 mm.

Throughout the State; scarce. May 29–July 6. Occurs with *piger*, which it closely resembles, but is more shining, with smaller and less punctured thorax and much more sparsely punctured second and fourth elytral intervals.

1870 (5940). *TRICHIUS BIBENS* Fab., *Syst. Ent.*, 1798, 49.

Oblong-oval. Head, thorax, body beneath and legs bright metallic green; elytra reddish-brown, shining, usually with a strong greenish or brassy lustre. Head densely punctured; thorax more coarsely but less densely punctured, both rather thickly clothed with short, erect, yellowish hairs. Elytra with shorter, sparser hairs and with the intervals very nearly equal, the second and fourth more densely punctured than the others. Pygidium with an oblong white space on each side. Under surface and femora with long, white, silken hairs. Front tibiæ of male with a slender, straight spur. Length 11–12 mm.

Throughout the State; scarce. May 27–October 15. Occurs especially on the flowers of different species of dogwood (*Cornus*). Pupates beneath loose bark and flat stones. Taken in Marshall County in October. A more robust species than either of the other two.

## XLII. VALGUS Scriba. 1790. (L. "bow-legged.")

Small brownish, strongly flattened species, having the hind coxæ widely separated; elytra short, exposing two dorsal segments; body more or less covered with whitish scales instead of hairs. Two of the three known species occur in the State.

### KEY TO INDIANA SPECIES OF VALGUS.

*a.* Front tibiæ with three or more slender, widely separated teeth on outer side; size smaller, not over 6 mm.; color brown.

1871. *CANALICULATUS*.

*aa.* Front tibiæ with five or six closely placed, stout, rounded teeth; size larger, 6.5–7.5 mm.; color usually piecous.

1872. *SQUAMIGER*.

\*1871 (5943). *VALGUS CANALICULATUS* Fab., *Syst. Eleut.*, II, 1801, 132.

Oval, flattened. Reddish-brown, feebly shining; sides of thorax, base, middle and apex of elytra and pygidium sparsely clothed with yellowish scales. Thorax longer than wide, narrowed in front, sides feebly curved; margin denticulate nearly to base; surface with a deep median groove.



which is wider at base and with an impression on the middle of each side. Elytra with disk feebly but evidently concave; intervals each with two rows of shallow punctures. Under surface and femora rather densely clothed with yellowish scales. Length 5-6 mm.

Southern half of State; frequent. February 21-December 10. Both this and the next hibernate in colonies beneath mullein leaves and half-buried logs and chunks and in old trees in dry, upland woods. They occur in spring and summer on flowers, especially those of the red haw (*Crataegus*) and dogwood (*Cornus*). One specimen at hand has the pygidium terminating in a sharp tapering spine 3 mm. in length, and grooved its full length above and beneath.

\*1872 (5944). *VALGUS SQUAMIGER* Beauv., Ins. Af. et Amer., 1865, 59.

Resembles the preceding but larger and usually dark piceous-brown in color. Thorax more coarsely punctate, with fewer and larger teeth along the sides, the median groove less distinct on basal half and often with a short oblique ridge each side. Teeth of front tibiae broader, triangular and more rounded or blunt at apex. Surface of elytra and pygidium densely granulate; under surface less densely scaly. Length 6.5-7.5 mm. (Fig. 422.)

Southern half of State; frequent. April 13-December 10. Occurs in the same places and often with *canaliculatus*.

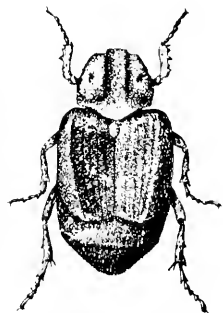


Fig. 422. - 43. (Original.)

## Series V. PHYTOPHAGA.

The members of this series have the tarsi apparently 4-jointed, rarely (*Spondylida*), the fifth joint distinct, the three basal joints almost always densely set with cushion-like pubescence beneath; third joint grooved on its upper surface or divided into two lobes, so as to allow the insertion of the fourth joint near its base instead of in front; head not forming a prolonged beak; labrum always visible. About 35,000 species of Phytophaga are known, almost all of which, in the larval stage, are vegetable feeders, either devouring the foliage or boring into the wood, stems, seeds or roots of plants. Four families are recognized by most authorities, all of which are represented in the State.

### KEY TO FAMILIES OF PHYTOPHAGA.

- a.* Tarsi distinctly 5-jointed, not dilated nor pubescent beneath; sensitive surface or pores of antennae in deep impressions; form elongate.

Family LI. SPONDYLIDÆ, p. 1006.

- aa.* Tarsi dilated and spongy pubescent beneath (except in *Hannonia*): sensitive surface of antennæ widely diffused.
- b.* Submentum not pedunculate; front not or very rarely prolonged in a short beak.
- c.* Antennæ usually long or greatly developed, their insertion much embraced by the eyes and usually upon frontal prominences; form usually oblong, with sides parallel; front often large, vertical and quadrate; thorax rarely margined; tibial spurs distinct; upper surface usually hairy.

Family LIII. CERAMBYCIDÆ, p. 1037.

- cc.* Antennæ moderate or short, their point of insertion rarely or not at all surrounded by the eyes and not upon frontal prominences; front small, oblique or inflexed; thorax most frequently margined; tibial spurs usually wanting; upper surface usually glabrous, frequently brightly colored and shining.

Family LIII. CHRYSOMELIDÆ, p. 1035.

- bb.* Submentum pedunculate; front prolonged into a broad quadrate beak; antennæ inserted in front of the eyes, serrate or pectinate; prosternum extremely short; hind femora more or less thickened; larvae living upon seeds.

Family LIV. BRUCHIDÆ, p. 1233.

## Family LI. SPONDYLIDÆ.

### THE ABERRANT LONG-HORNED BEETLES.

This family comprises but four known North American species, closely allied to the true long-horned beetles of the next family, but differing in the form of tarsi and structure of antennæ. They have the antennæ short, the scape very short, much constricted at base, inserted at the sides of head near the base of the mandibles, the second joint rather large, though smaller than third; mentum transverse; elytra parallel, rounded at tip, covering the abdomen, the latter with five ventral segments; legs rather short, compressed; tarsi 5-jointed without brush or hairs beneath, the fourth joint distinct, fifth long, with slender claws.

The name *Spondylis*, that of the typical genus, is derived from a Greek word meaning "a vertebra joint," and was probably applied by Fabricius on account of the joints of the antennæ having deep pits or grooves on one side, in which organs of special sense are supposed to be located. The North American species live beneath bark, principally that of pine. The family is divided into two subfamilies, one of which is represented in Indiana by the single genus:

## I. PARANDRA Lat. 1802. (Gr. "equal" + male.)

Oblong, brown beetles having the head broad, the eyes transverse, feebly notched; antennae reaching the base of thorax, second joint half as long as third, joints 3-10 subquadrate, equal, flattened, each with two deep grooves on the under or outer surface; eleventh joint longer, obliquely truncate and pointed; mandibles toothed, longer in male than female; thorax margined; prosternum distinct between the front coxae, which are large, not prominent, transverse and enclosed behind. Two species are known, both of which have been taken in Indiana.

## KEY TO SPECIES OF PARANDRA.

- a.* Thorax distinctly wider than head, punctured. 1873. BRUNNEA.  
*aa.* Thorax not wider than head, not punctured. 1874. POLITA.

1873 (5946). PARANDRA BRUNNEA Fab., Ent. Syst., Suppl., 1798, 19.

Elongate-oblong, subdepressed. Pale reddish to mahogany brown, shining, the mandibles darker. Head wide, horizontal and, with the thorax, sparsely and rather finely but distinctly punctured. Thorax subquadrate, widest at apex, the sides nearly straight, gradually converging to base; hind angles obtuse. Elytra parallel, margined, rounded at tip, not striate; surface more finely punctured than thorax. Length 9-18 mm.

Throughout the State; rather scarce. August 20-September 27. Occurs in late summer and fall beneath bark of soft maple, red oak, etc., usually in damp localities. The larvae live in the trees about which adults are found.

1874 (5947). PARANDRA POLITA Say, Bost. Journ. Nat. Hist., I, 1835, 192; *ibid.* II, 662.

Form and size of *brunnea*. Differs in having thorax more slender, not wider than head, often "blackish-ferruginous;" hind angles almost rounded. Head and thorax not punctured, excepting the former just behind the eyes, where the punctures are numerous. Elytra minutely punctured.

Described from Indiana, probably Posey County. Not seen by me from the State. Dury chopped three from the heart of a dead beech tree near Cincinnati in August. Probably occurs throughout the southern third of State, but everywhere rare.

## Family LII. CERAMBYCIDÆ.

## THE LONG-HORNED WOOD-BORING BEETLES.

A family of large size, comprising beetles usually of an oblong or elongate, more or less cylindrical form, but sometimes very much

flattened, with only the thorax cylindrical. All agree in having the antennæ very long, these organs being with few exceptions much longer than the head and thorax and often longer than the entire body. However, in but one genus (*Prionus*) are they more than 11-jointed, the great length of the individual joints causing the increase in length of the organ. The family name is from the generic name *Cerambyx* given by Linnaeus, which is from the Greek and means "a beetle and horn," and the Latin word *Longicornes*, often given to the family, means also "long-horns."

The color is variable, often very handsome, and the beetles are therefore great favorites among collectors. They are usually strong fliers and swift runners; but many of them have the habit of remaining motionless, as if dazed, upon the trunks or limbs of trees and can then be readily picked up by the fingers. When so caught they generally vent their anger by making a peculiar squeaking or stridulating noise by rapidly moving the pro- upon the meso-thorax. Many species of the family may be taken by carefully beating branches (especially if partially dead) and flowers, over a sheet or an umbrella. Dead logs should be searched, on both the upper and under surfaces, and particularly freshly cut timber or sawed lumber. A morning spent in a woodyard will often repay one richly in rare specimens. Some are to be found commonly under bark and may be trapped by loosely fastening pieces of bark to a tree overnight and examining the under side of the bark in the morning. A great number fly to lights after dusk. Dead twigs and branches may be sawed or cut off, preferably during the autumn months, and kept in large boxes or in an empty room until the beetles are disclosed through the development of the larvæ contained therein.

The principal characters of the Cerambycidae, briefly stated, are as follows: Labial palpi three-jointed; maxilla with two lobes, clothed at the tip with bristles; mandibles usually curved and acute at tip, sometimes, though rarely, very long; eyes usually transverse, frequently deeply emarginate or even entirely divided; antennæ inserted either in front of or between the eyes, often borne on large frontal tubercles, their sensitive surfaces differing in the tribes; thorax not margined except in the first subfamily; elytra usually with distinct epipleura and covering the abdomen, the latter with five free ventral segments, the sixth visible in many males and occasionally in both sexes; legs usually slender, hind coxæ transverse; tarsi apparently 4-jointed, joints one to three furnished beneath

with brushes of hair, third joint emarginate or bilobed, fourth small, rounded, united with the fifth; claws simple, rarely cleft.

The larvae or grubs of the Longicornes are white or yellowish borers, with body tapering slightly from head to tail and possessing powerful jaws which enable them to penetrate the solid or heart wood of trees or shrubs. Only a few of them live in the sap wood, but on dead or dying trees or in stumps they occur beneath the bark and wood, often in such numbers as to completely detach the bark. They are more or less cylindrical, the joints well marked, the thoracic joints enlarged. They resemble the grubs of the Buprestids, but are not flattened, hence are called "round-headed borers." The larval state usually lasts two or three years and the pupal stage is passed within the burrow made by the grub; usually within a small cavity partitioned off by a plug of chips or within a crude cell formed of minute gnawed fragments of wood.

The literature treating of the North American species of the family is extensive and widely scattered. The principal papers treating of the family as a whole are herewith mentioned. Others dealing with isolated tribes or genera will be mentioned in their proper sequence.

*Haldeman, S. S.*.—"Materials towards a History of the Coleoptera Longicornia of the United States," in *Trans. Amer. Phil. Soc.*, X, 1845, 27-66. Corrections and additions to same in *Proc. Amer. Phil. Soc.*, IV, 1847, 371-376.

*LeConte*.—"An Attempt to Classify the Longicorn Coleoptera of America North of Mexico," in *Journ. Phil. Acad. Nat. Sci.*, I, 1850, 311-340; II, 1851, 5-38; 1852, 99-112, 139-178.

*Long, C. W.*.—"Synopsis of Cerambycidae," in *Bull. Brook. Ent. Soc.*, VII, 1884-85, and *Entom. Amer.*, I, II, III and VI, 1885-1890.

*Wickham, H. F.*.—"The Cerambycidae of Ontario and Quebec," in *Can. Ent.*, XXIX, 1897; XXX, 1898.

Nearly 13,000 species of Cerambycidae are known, about 620 of which are from the United States. The family is divided into three subfamilies, separated by characters pertaining to the thorax, palpi and front tibiae. The thorax may be one of two types, viz., (*a*) "margined," when it is flattened with the edges sharp and thin for almost the whole length, at the same time being usually toothed; or (*b*) "not margined," when it is cylindrical or rounded on the sides, which may be spined, tuberculate or plain. The palpi may (*a*) have the terminal joint more or less compressed and subtriangular.

or (*b*) cylindrical and pointed at the tip. The front tibiæ may have an oblique sulcus or groove on the inner surface, or this groove may be lacking. By combinations of two or more of these characters the subfamilies are separated by the following:

## KEY TO SUBFAMILIES OF CERAMBYCIDÆ.

- a.* Thorax margined; labrum firmly united with the clypeus; body usually broad and depressed. Subfamily I. PRIONINÆ, p. 1010.  
*aa.* Thorax not margined; labrum free; body usually oblong, more or less cylindrical.  
*b.* Front tibiæ not grooved; last joint of palpi not acute at tip, often subtriangular. Subfamily II. CERAMBYCINÆ, p. 1013.  
*bb.* Front tibiæ with an oblique groove on the inner side; palpi with last joint cylindrical, pointed at tip. Subfamily III. LAMINÆ, p. 1060.

## Subfamily I. PRIONINÆ.

Large-sized brown or blackish beetles having the elytra usually leather-like in appearance; mandibles strong, frequently elongated in the males; last joint of palpi triangular; front coxæ transverse, with distinct trochantin. The mesosternum is without stridulating surfaces, but some of the species produce a noise in the same way as do certain grasshoppers, i. e., by rubbing the hind femora against the edge of the elytra. They are slow-moving insects, flying only in the evening. Some of the tropical forms are the longest of beetles, measuring five to six inches in length. The larvæ are broad, somewhat flattened and have six very small but distinct feet. The subfamily is separated into ten genera, only three of which are represented in Indiana.

## KEY TO INDIANA GENERA OF PRIONINÆ.

- a.* Sides of thorax with two or three distinct teeth; eyes strongly granulate.  
*b.* Form elongate, parallel; antennæ 11-jointed, more slender, the joints not overlapping. I. ORTHOSOMA.  
*bb.* Form stout, broad; antennæ (in our species) 12-20-jointed, more or less overlapping, especially in the male. II. PRIONUS.  
*aa.* Sides of thorax with one small, obtuse tooth near the base; eyes finely granulate. III. SPHENOSTETHUS.

## I. ORTHOSOMA Dej. 1834. (Gr., "straight + body.")

This genus is represented by a single large species having the hind femora not deeply sulcate beneath and with several short, elevated ridges on the inner side.

1875 (5958). *ORTHOSOMA BRUNNEUM* Forst., Nov. Spec. Ins., 1771, 37.

Elongate, parallel. Uniform light chestnut-brown, shining. Head with a deep impression between the antennae. Thorax more than twice as wide as long, each side with three sharp teeth. Elytra each with three fine raised lines, surface finely and rather thickly punctured. Fifth ventral segment rounded in female, broadly truncate in male, leaving the sixth visible. Length 22-10 mm. (Fig. 423.)

Throughout the State; frequent. June 29 August 14. Often enters houses to which it is attracted by light. The larvae are supposed to live only in pine, but evidently feed on oak and walnut trees in Central Indiana, where pine are absent.

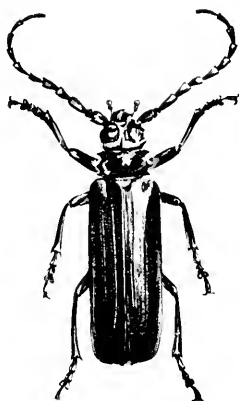


Fig. 423. Natural size.  
(After Riley.)

## II. *PRIONUS* Geoff. 1764. (Gr., "a saw.")

Very large, broad forms having the antennal joints conical, stout and overlapping in male; more slender and subserrate in female; the surface of the fourth and following joints covered with fine, reticulate, elevated lines bearing special sense organs; thorax armed each side with two or three sharp teeth; elytra broadly rounded at apex, punctate and ornamented with raised lines. Three of the six recognized species occur in the State.

### KEY TO INDIANA SPECIES OF *PRIONUS*.

*a.* Antennal joints 12; soles of hind tarsi densely pubescent.

*b.* Elytra at base not wider than thorax; all joints of hind tarsi densely pubescent beneath. 1876. *LATICOLLIS*.

*bb.* Elytra at base wider than thorax; basal joint of hind tarsi nearly smooth.

1877. *POCULARIS*.

*aa.* Antennal joints 16-20; soles of hind tarsi with scattered hairs. 1878. *IMBRICORNIS*.

1876 (5959). *PRIONUS LATICOLLIS* Drury, III. Nat. Hist., II, 1773, 83.

Broad, stout. Piceous black, shining. Antennae of male longer than body; of female about one-half the length. Thorax almost or quite as broad as the base of elytra, sides with three teeth, the hindmost one often indistinct; these sometimes slightly reflexed. Elytra broader at base than apex; each with three slightly elevated lines; surface roughly, coarsely and very irregu-

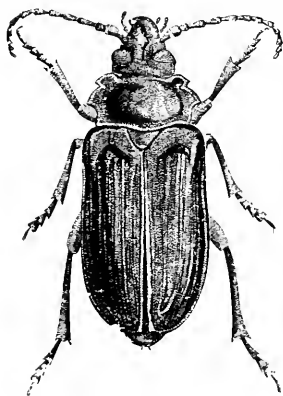


Fig. 424. Female. Natural size.  
(After LeBaron.)

early punctured. All the joints of hind tarsi densely pubescent beneath, with a smooth median channel. Length 22-47 mm. (Fig. 424.)

Southern half of State; scarce. June 20-August 7. The females are always much larger than the males. The beetle is known as the "Broad-necked Prionus" and the larvae are said to injure the grape, apple, poplar and pine by boring into the roots.

1877 (5960). *PRIONUS POCULARIS* Dalm., Schenck. Syst. Ins., I, 1817, 148.

More slender and parallel and with antennæ more slender than in *laticollis*. Dark reddish-brown, shining. Thorax narrower than base of elytra, the teeth never reflexed. Elytra with sides straight, almost parallel; surface more sparsely and much less roughly sculptured than in *laticollis*. Length 25-45 mm.

Lake County; rare. June 20. Said to occur in the Middle and Southern States.

1878 (5962). *PRIONUS IMBRICORNIS* Linn., Syst. Nat., XII, 1780, 622.




Fig. 425. Male. Natural size.  
(After Forbes.)

Broad, stout. Dark reddish-brown, shining. Antennæ 18-20-jointed, male; 16-18-jointed, female; the joints of male conical, each one hollowed to receive the next and with the lower edge prolonged; those of female more slender and simply serrate. Thorax very short and broad, the hind tooth indistinct. Elytra of female more convex than male; surface roughly and rather densely sculptured. Length 22-47 mm. (Fig. 425.)

Knox and Crawford counties; scarce. July 4-July 9. Known as the "Tile-horned Prionus" on account of the joints of antennæ overlapping like the tile of a roof. The larvae infest the roots of the grape and pear and also feed upon the roots of herbaceous plants. A member of the Austroriparian fauna.

### III. *SPHENOSTETHUS* Hald. 1845. (Gr., "wedge + breast.")

Head small, much narrower than thorax; the latter larger, trapezoidal, smooth; prosternum deeply emarginate behind for the reception of the mesosternum.

1879 (5968). *SPHENOSTETHUS TASLEI* Buq., Ann. Fr., 1841, 39.

Elongate, tapering behind. Black, feebly shining; elytra often more or less reddish-brown. Antennæ slender, about one-half length of body, slightly compressed and serrate. Thorax narrower at apex, subconvex, obtusely toothed near base, surface finely and sparsely punctate. Elytra tapering, separated near apex, tips finely serrate; surface finely and rather sparsely punctate. Length 27-29 mm.



Montgomery County; rare. August 26. Taken from hemlock at Bloomingdale Glens.

### Subfamily II. CERAMBYCINAE.

The only characters available for separating this subfamily are those given in the key, viz., thorax not margined; labrum separate from the front; front tibiae not obliquely sulcate; palpi never acute at tip; antennae always pubescent. The subfamily is of great extent, embracing many genera which are very difficult to separate in easily understood terms. The first distinguishing character used, viz., the "enveloping of the base of the antennae by the eyes," is apt to cause trouble if not properly understood. To make it plain, the antennae should be extended forward from the head. In this position it will be seen that in those genera where the "base of the antennae is partially enveloped by the eyes," a line passing from the front or inner border of the upper lobe of the eye to a corresponding spot on the lower lobe will pass through the antennal socket, whereas in the genera where "not enveloped," this line would run behind the socket. All genera in which the eyes are entire are of course "not enveloped," while those in which the eyes are emarginate may be partially enveloped or not. The subfamily is first separated into four Divisions, all of which are represented in Indiana, and these in turn into tribes and genera.

#### KEY TO DIVISIONS OF CERAMBYCINAE.

- a.* Base of antennae not enveloped by the eyes.
- b.* Front coxae transverse, not prominent; antennae with second joint rather large, one-third or more the length of third; head inserted in the thorax. Division I. CALLIDIODES, p. 1013.
- bb.* Front coxae conical (globose in *Distenia*), prominent; second joint of antennae small; head usually attached to thorax by a neck; elytra usually tapering behind the middle. Division IV. LEPTURODES, p. 1012.
- aa.* Base of antennae partly enveloped by the eyes; head inserted in the thorax.
- c.* Second joint of antennae small, not over one-fourth the length of third (except in *Microclytus*); front coxae not conical, though sometimes prominent. Division II. CERAMBYCINAE, p. 1020.
- cc.* Second joint of antennae about one-third the length of third joint; front coxae globose, widely separated. Division III. ATINIODES, p. 1011.

#### Division I. CALLIDIODES.

This division is separated into two tribes, both of which are represented in Indiana.

## KEY TO TRIBES OF CALIDIROIDES.

- a.* Ligula horn-like; eyes variable; second joint of antennæ more than one-third as long as third. Tribe I. ASEMINI, p. 1014.
- aa.* Ligula membranous; eyes finely granulate; second joint of antennæ not more than one-third as long as third. Tribe II. CALLIDIINI, p. 1016.

## Tribe I. ASEMINI.

In this tribe the antennæ are densely punctured and pubescent, with the second joint nearly half the length of third and the 11th simple; front coxæ transverse, with distinct trochantin, the cavities open behind; scutellum rounded behind; males with fifth ventral segment transverse and sixth segment visible; females with fifth segment prolonged, sixth invisible. In this and many of the following tribes the character of the granulation of the eyes is much used in separating the genera. In those which are "coarsely granulate" the lines between the facets are deeply impressed. In the second group the granulations are much finer, the lines feebly impressed, the surface of the eye appearing almost plane. Representatives of three of the seven genera comprising the tribe have been taken in the State, while those of another probably occur.

## KEY TO INDIANA GENERA OF ASEMINI.

- a.* Color black or dark brown; form cylindrical, scarcely depressed; epinera of mesothorax truncate at inner end.
- b.* Eyes not wholly divided, often deeply emarginate.
- c.* Eyes moderate in size, transverse, finely granulated and hairy; antennæ finely pubescent. ASEMINUM.
- cc.* Eyes large, coarsely granulated, not hairy. IV. CROCEPHALUS.
- bb.* Eyes divided, apparently four in number, rather finely granulated. V. TETROPIUM.
- aa.* Color pale yellowish; form depressed; epinera of mesothorax narrowed and acutely pointed at inner end. VI. SMODICUM.

*Ascum mastum* Hald., black, opaque, thorax rounded at sides, length 12-15 mm., ranges from "Lake Superior to Florida and eastward."

## IV. CROCEPHALUS Muls. 1839. (Gr., "a ram + head.")

This genus comprises seven rather large, subcylindrical species, having the eyes coarsely granulated, not hairy and the thorax with two to four large and shallow depressions on the disk. One of the seven has been taken in Indiana and another may occur.

## KEY TO INDIANA SPECIES OF CROCEPHALUS.

- a.* Third joint of hind tarsi emarginate for half its length, two-thirds longer than wide; elytra finely punctured. AGRESTIS.
- aa.* Third joint of hind tarsi bilobed, cleft nearly to base, very little longer than wide; elytra more coarsely punctured. 1880. OBSOLETUS.

*C. agrestis* Kirby, piecons, length 22-27 mm., is said to inhabit "the United States east of Rocky Mountains."

1880 (5978). *CROCEPHALUS OBSOLETUS* Rand., *Bost. Journ. Nat. Hist.*, 11, 1838, 27.

Elongate, subcylindrical. Dark sooty or smoky brown. Front of head with an impressed line. Thorax subrotund, sides rounded, apex and base truncate, the latter more narrow; disk finely and densely punctate and with a distinct oval impression each side of middle. Elytra each with two finely elevated lines, surface more coarsely punctate than thorax. Length 20-21 mm.

Lake County; rare. May 25. Taken from the washup of Lake Michigan. Occurs in "western New York and Canada," its larvae feeding upon pine.

V. *TETROPIUM* Kirby, 1837. (Gr., "four eyes.")

Oblong, subcylindrical species having the eyes divided by a deep emargination into an upper and lower portion; these parts connected along the hind margin by a narrow band on which the facets or granulations are obsolete.

1881 (5982). *TETROPIUM CINNAMOPTERUM* Kirby, *Faun. Bor. Amer.*, IV, 1837, 171.

Oblong, subcylindrical. Dull sooty or slaty brown; under surface, legs and often the sides of elytra reddish-brown. Head and thorax slightly shining, closely but distinctly punctured; the latter subrotund without discal impressions. Elytra opaque, more finely punctured than thorax, each with two feeble raised lines. Length 12-14 mm.

LaPorte County; scarce. June 5. Two specimens beneath bark of pine.

VI. *SMONICUM* Hald. 1845. (Gr., "with protuberances.")

Front broad, short and perpendicular; the eyes coarsely granulated and very deeply emarginate; antennae scarcely as long as body, male; shorter and more slender, female; the joints polished, sparsely punctured and pilose. One species occurs from New England to Texas.

1882 (5985). *SMODICUM CUCULIFORME* Say, *Journ. Phil. Acad. Nat. Sci.*, V, 1826, 277; *ibid.*, II, 334.

Elongate, narrow, depressed. Pale, dull yellow, shining; antennæ slightly darker. Thorax longer than broad, slightly contracted before the middle; surface, together with that of elytra, rather sparsely, finely and irregularly punctured. Femora much dilated. Length 7-8 mm.

Throughout the State; frequent. July 2-November 24. Occurs beneath the close fitting bark of dead poplar, oak, locust and linn trees. Has the form and habits of a member of the Ctenujidæ, whence the specific name.

#### Tribe II. CALLIDIINI.

The species of this tribe are more or less flattened, but not very slender in form, and the thorax and elytra are never armed with spines. The eyes are finely granulate and deeply emarginate; head small with the front short and perpendicular; front coxal cavities transverse, open behind, the coxæ with large trochantin. Males with antennæ usually longer than body and thicker at base than in females; the fifth ventral segment short, subemarginate. Four genera are known to be represented in the State, while two others probably occur.

#### KEY TO INDIANA GENERA OF CALLIDIINI.

- a.* Elytra with narrow raised white lines; thorax with very deep median groove; thighs strongly clubbed. VII. *PHYSOCNEMUM*.
- aa.* Elytra without distinct raised white lines.
- b.* Thorax very short, strongly rounded on the sides; upper surface entirely opaque; black, thorax red. VIII. *RIIOPALOPUS*.
- bb.* Thorax not very short, the width not much exceeding the length; upper surface more or less shining.
- c.* Front coxæ contiguous, the prosternum very narrow and pointed.
- d.* Palpi unequal, the labial much the shorter; thorax rounded. VIII. *PHYMATODES*.
- dd.* Palpi about equal; mesosternum obtusely triangular. IX. *CALLIDIUM*.
- cc.* Front coxæ at least moderately separated.
- c.* Dorsal surface of thorax with narrow median elevation and moderate or small ones on the sides; prosternum broad; hind coxæ inclosed. X. *HYLOTROPES*.
- cc.* Dorsal surface of thorax with a broad, smooth, shining median space on basal half; elytra with more or less distinct but broken whitish markings. X. *MERICUM*.

VII. *PHYSOCNEMUM* Hald. 1847. (Gr., "bladder-leg.")

To this genus belong two species having the femora strongly club-shaped; antennae 11-jointed, longer than the body and tapering to the end in male; as long as body and almost filiform in female, the humeri prominent and rectangular. One of the two occurs in Indiana.

1833 (5988). *PHYSOCNEMUM BREVILEXEMUM* Say.  
 Journ. Phil. Acad. Nat. Sci., 111.  
 1824, 413; *ibid.* 11, 194.

Elongate-oblong. Black; elytra bluish-black, shining, each with three short raised whitish lines on middle third placed side by side, the inner one slightly oblique, usually a fourth line in front of the middle one of these. Thorax subglobose, with a rounded tubercle each side near the middle; apical half and sides covered with dense, short, velvet-like hairs. Elytra granulate-punctate, sparsely pubescent. Length 12.5-16 mm. (Fig. 426.)

Madison, Putnam and Posey counties; scarce. June 11-July 1. Occurs about elm trees, in the wood of which the larvæ bore.

*Rhopalopus sanguinicollis* Horn, length 15-19 mm., is known from New York and Ohio.

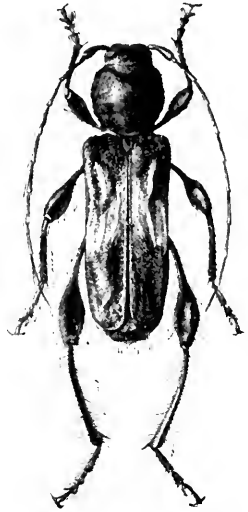


Fig. 426.  $\times 2\frac{1}{2}$ . (After Forbes.)

VIII. *PHYMATODES* Muls. 1840. (Gr., "growth; similar.")

To this genus belong 16 species, all of rather small size, usually bright in color and having the prosternum very narrow and pointed; hind coxae not prominent and not enclosed; thorax rounded, usually sparsely punctured and shining. Three have been taken in Indiana, while two others perhaps occur.

## KEY TO INDIANA SPECIES OF PHYMATODES.

- a. Elytra without narrow cross-bands.
- b. Thorax yellowish; surface metallic.
  - c. Larger, 12-13 mm.; elytra and legs yellow more or less marked with blue. 1884. *VARIABLES*.
  - cc. Smaller, 5-9 mm.
    - d. Elytra blue, antennæ dark. 1885. *AMGENUS*.
    - dd. Elytra piceous. *LIVIDUS*.
- bb. Thorax dark; elytra of lighter shade before the middle; length 9-12.5 mm. *DIMIDIATUS*.
- aa. Elytra with two narrow white or yellowish cross-bands; length 6-9 mm. 1886. *VARIUS*.

1884 (5993). *PHYMATODES VARIABILIS* Fab., Faun. Suec., 192.

Elongate-oblong. Head blackish; thorax reddish-yellow, the disk often darker; elytra yellow, or blue with yellow along sides; femora usually yellow, often blue. Thorax sparsely and rather coarsely punctate, both it and elytra with scattered pubescence. Length 12-13 mm. (Fig. 427.)

Monroe, Posey and Dubois counties; scarce. May 11-June 17. Probably throughout the State. The larvæ breed in oak.

1885 (5996). *PHYMATODES AMÆNUS* Say, Bost. Journ. Nat. Hist., III, 1823, 413; *ibid.* II, 193.

Fig. 427. (After Smith in Fifth Rep. U. S. Ent. Comm.)

Oblong, slender, subdepressed. Reddish-yellow; elytra blue, shining; antennæ, tibiæ and tarsi piceous. Thorax subcylindrical, sparsely and rather coarsely punctured. Elytra parallel, tips rounded, surface with rather coarse punctures, each bearing a stiff, short hair. Length 5.8 mm. (Fig. 428.)

Throughout the State; frequent. May 11-June 5. Beaten from wild grape, in the stems of which the larvæ bore; also occurs on flowers of yarrow and other herbs.

*P. lividus* Rossi., thorax yellowish, darker at sides, length 9 mm., is known from "Canada and the Middle States." *P. dimidiatus* Kirby, is said to inhabit the "United States."



Fig. 428. (After Packard in Fifth Rep. U. S. Ent. Comm.)

1886 (6001). *PHYMATODES VARIUS* Fab., Spec. Ins., I, 1781, 241.

Elongate, rather slender, subcylindrical. Black, pubescent with prostrate hairs; thorax at least in part and basal portion of elytra often reddish-brown, the latter each with two narrow whitish crossbars, one curved in front of middle, the other nearly transverse, on apical third. Thorax rounded, rather sparsely and coarsely punctured. Elytra finely granulate-punctate. Length 6-9 mm. (Fig. 429.)

Marion County; rare. January 17-January 24. Two specimens presented by Harold Morrison; taken from cellar where wood was stored.

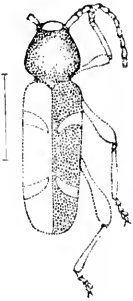


Fig. 429. (After Smith in Fifth Rep. U. S. Ent. Comm.)

### IX. *CALLIDIUM* Fab. 1775. (Gr., "beautiful + little.")

To this genus belong six species having the palpi about equal in size; mesosternum obtusely triangular; form flatter than in *Phymatodes* and with stouter antennæ, especially in male. Three species may be looked for in Indiana, though but one has been taken.

KEY TO INDIANA SPECIES OF CALLIDIUM.

a. Thorax and elytra blue.

b. Thorax finely punctured and impressed.

bb. Thorax deeply punctured, not impressed.

aa. Thorax and elytra dull brownish-yellow.

1857. ANTENNATUM.  
JANTHINUM.  
ERECUM.

1857 (6008). CALLIDIUM ANTENNATUM Newbl.,  
Ent. Mag., V, 1838, 393.

Elongate-oblong, subdepressed. Deep blackish-blue. Antennae longer than body, thickened at base, each joint in male clubbed at outer end. Thorax wider than elytra in male, about as wide, female; sides broadly rounded, surface finely and densely punctate, and with a rounded impression each side of middle. Elytra deeply and roughly punctate. Length 13-14 mm. (Fig. 430.)

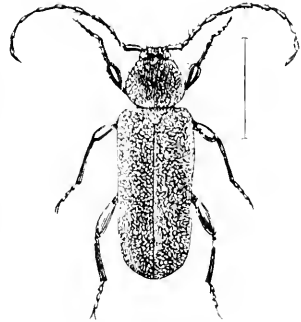


Fig. 430. *Callidium antennatum*.

Laporte County; scarce. June 21. Breeds in pine, about which the adults are usually found.

*C. janthinum* Lec., length 10-13 mm., was described from Texas and has been recorded from Cincinnati. *C. arcum* Newm., length 8.5-12 mm., is said to inhabit the Atlantic States.

*Hylotrupis ligucus* Fab. (Fig. 431), black, elytra yellow or red with black markings, length 7-12 mm., occurs from Maine to California and has been recorded from Cincinnati; *H. bajalus* Linn., elytra black with gray pubescence, length 19-23 mm., inhabits the "United States."

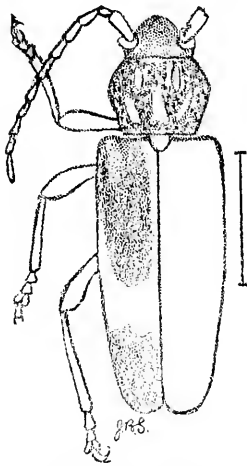


Fig. 431. (After Smith) in Fifth Rep. U. S. Ent. Comm.)

X. MERIUM Kirby, 1837. (Gr., "the hip.")

This genus contains but the single species:

1858 (6007). MERIUM PROTES Kirby, Faun. Bor. Amer., IV, 1837, 172.

Oblong-subdepressed. Head and thorax dull blue; elytra greenish-yellow with nodules or broken lines of ivory white on basal half; femora reddish-yellow; antennae, tibiae and tarsi dusky. Thorax short, broad, sides rounded; surface densely punctured, except the shining, smooth space on basal half, which bears a few coarse punctures each side. Elytra coarsely and roughly punctate. Length 11-14 mm.

Marion County; rare. May 25. A northern species.

Marion County; rare. May 25. A northern species.

## Division II. CERAMBYCOIDES.

This division, distinguished only by the characters given in the key, is divided into 12 tribes, seven of which are represented in Indiana.

## KEY TO INDIANA TRIBES OF CERAMBYCOIDES.

- a.* Eyes coarsely granulated.
  - b.* Front coxal cavities open behind. Tribe I. CERAMBYCINI, p. 1020.
  - bb.* Front coxal cavities angulated, closed behind; length less than 7 mm. Tribe II. OBRINI, p. 1027.
- aa.* Eyes finely granulated.
  - c.* Elytra either only about as long as thorax or elongated and awl-shaped. Tribe III. STENOPTINI, p. 1028.
  - cc.* Elytra normal, not abbreviated nor awl-shaped.
  - d.* Scutellum either rounded behind or broadly triangular.
    - e.* Tibial spurs small; legs long and slender; thighs very slender at base, strongly and suddenly club-shaped at apex; front coxal cavities open behind. Tribe IV. RHOPALOPHORINI, p. 1029.
    - ce.* Tibial spurs large; thorax never with tubercles or spines.
      - f.* Tibiæ strongly carinated; form slender; punctuation sparse and coarse. Tribe VI. STENOSPIHENINI, p. 1031.
      - ff.* Tibiæ not carinated; form usually stouter; punctuation fine. Tribe VII. CLYTINI, p. 1032.
  - dd.* Scutellum acutely triangular; front coxal cavities open behind. Tribe V. TRACHYDERINI, p. 1029.

## Tribe I. CERAMBYCINI.

This tribe embraces all genera of the subfamily having the eyes strongly granulated; front coxal cavities open; abdomen normal in both sexes; antennæ with the second joint small. The scutellum is rounded behind, except in *Chion*; antennæ long without distinctive sensitive spaces; mandibles acute at tip; elytra not abbreviated; eyes not divided, though always deeply emarginate. About 25 genera belong to the tribe, seven of which are known to be represented in Indiana, while four others may occur.

## KEY TO INDIANA GENERA OF CERAMBYCINI.

- a.* Body with six cross-bands of yellow pubescence; ligula more or less horn-like; palpi unequal, dilated. XI. DRYOBUS.
- aa.* Body with not more than one yellow cross-band.
  - b.* Ligula more or less horn-like.
    - c.* Epimera of mesosternum large; front trochantins not visible; length 16 mm. ACIRYSON.
    - cc.* Epimera of mesosternum small; length 6-8 mm. GRACILIA.
  - bb.* Ligula membranous.
    - d.* Front coxal cavities angulated; antennæ, thighs and elytra not spinose; length 14.5 mm. STROMATIUM.
    - dd.* Front coxal cavities rounded.



- c.* Scutellum acute, triangular; antennae very long, sulcate; thorax with spine on each side. XII. CHIROX.
- cc.* Scutellum rounded behind.
- f.* Elytra with elliptical, elevated ivory-like spots in pairs. XIII. EBURIA.
- ff.* Elytra without raised ivory-like spots.
- g.* Femora not strongly clubbed; antennal joints and elytra with spines.
- h.* Larger species (19-28 mm.); side pieces of metathorax narrower behind. XIV. ROMALEUM.
- hh.* Smaller species (8-19 mm.); side pieces of metathorax parallel. XV. ELAPHIDION.
- gg.* Femora strongly clubbed; elytra without spines at tip.
- i.* Antennae bisulcate on outer side. XVI. TYLONOTUS.
- ii.* Antennae not sulcate nor hairy.
- j.* Middle coxal cavities rounded; length 7.5-11 mm. XVII. HETERACITITES.
- jj.* Middle coxal cavities angulated; length 13 mm. ZAMODIS.

XI. DRYOBUS Lec. 1850. (Gr., "oak; live.")

Antennae 11-jointed, much longer than body in male, and densely pubescent on under side with long brownish hair; thorax depressed, with obtuse tubercles; elytra subtruncate or broadly emarginate at apex. One species occurs in the Mississippi Valley.

1889 (6022). DRYOBUS SEXTASCATUS Say, Journ. Phil. Acad. Nat. Sci., III, 1824, 415; *ibid.* II, 195.

Elongate, subdepressed. Black, shining; thorax with two and elytra with four conspicuous cross-bands of bright yellow pubescence; top of head, clypeus and scutellum also yellow; antennae and legs reddish-brown. Thorax with sides rounded, surface coarsely and sparsely punctured, with three smooth, blunt tubercles. Elytra with the smooth black spaces finely and sparsely punctured. Length 19-27 mm. (Fig. 432.)

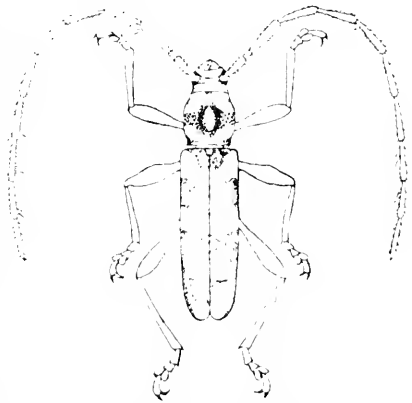


Fig. 432. 11. (After Smith.)

Putnam, Posey and Crawford counties; scarce. June 13-July 4. Occurs beneath the loose bark of dead beech and maple, in the wood of which the larva bore. One of the most handsome members of the family. The antennae of female are but little longer than the body; those of male nearly twice as long.

*Achryson surinamum* Linn., reddish-brown, elytra with a few

oblong black points, length 16 mm., ranges from the Middle States to Mexico.

*Gracilia minuta* Fab., piceous, length 6 mm., is an introduced European species which occurs in the Atlantic States.

*Stromatium pubescens* Hald., pale yellowish-brown, length 14.5 mm., is known from Pennsylvania.

#### XII. CIMEX Newm. 1841. (Gr. "snow.")

To this genus belongs the single species:

1890 (6038). CIMEX CINCTUS Drury, Ill. Nat. Hist., 11, 1773, 85.

Elongate, slender, subcylindrical. Brownish, sparsely clothed with fine grayish pubescence; elytra usually with an oblique yellow blotch in front of middle. Antennæ of male much longer than in female, about the length of body. Thorax cylindrical with a short, sharp spine each side. Elytra finely and rather densely punctate, each with two short spines at apex. Length 16-32 mm. (Fig. 433.)

Throughout the State; scarce. April 25-June 18. Occurs beneath bark, most commonly that of hickory, in the wood of which the larvæ dwell; also taken at light. The form with yellow spot on elytra, which is of most frequent occurrence in the State,

is the one usually listed as var. *argyricus* Fab.

#### XIII. EBURIA Serv. 1834. (Gr. "ivory.")

The members of this genus are readily distinguished by the two pairs of ivory-white spots on each elytron. But one of the eleven known North American species occurs in the State.

1891 (6042). EBURIA QUADRIGEMINATA Say, Journ. Phil. Acad. Nat. Sci., V, 1826, 275; *ibid.* II, 333.

Elongate, slender, subcylindrical. Pale brownish-yellow; elytra each with two nearly equal oblong whitish spots at base, and a second pair just behind the middle, the outer one of which is nearly double the size of the inner. Thorax cylindrical, with two minute blackish tubercles on disk and a short, sharp spine each side. Elytra parallel, surface finely and rather densely punctured; tips each with two spines, the outer one of which is the longer. Middle and hind femora each with two spines at apex. Length 14-21 mm. (Fig. 434.)

Throughout the State; scarce. July 2-August 31. Breeds in hickory, ash and honey locust.




Fig. 433. Natural size. (After Forbes.)



Fig. 434. *Eburia quadrigeminata*. Natural size.

## XIV. ROMALEUM White, 1855. (Gr., "strong of body.")

The species of this genus differ from the next, with which they are most closely allied, by their larger, more robust form and by the episterna of the metathorax being distinctly though slightly wider in front and gradually narrowed behind. The femora are not spinose and the spines of antennae are never long. The males have the antennae longer than body, the thorax densely and finely punctured with a median channel on basal half and a small rounded tubercle each side of middle. In the females the antennae are shorter, thorax more coarsely punctured with a median and two dorsal raised spaces.

1892 (6050). ROMALEUM ATOMARIUM Deury, Ill. Nat. Hist., 11, 1773, 93.

Elongate, subcylindrical. Piceous brown with irregular spots of short grayish pubescence. Thorax cylindrical without spines on side. Elytra deeply, rather coarsely and densely punctured, each with two spines at apex. Length 19-28 mm.

Throughout the State; frequent in southern portion, scarce in northern counties. July 2-September 10. Occurs beneath bark of walnut, hickory and hackberry.

1893 (6051). ROMALEUM RUEFUM Hald., Trans. Amer. Phil. Soc., X, 1847, 32.

Resembles *atomarium* in form and size. Reddish-brown with uniform pubescence of the same color. Thorax with a small tubercle each side of the median line, the latter widening into a triangular smooth raised spot on basal half. Length 22-28 mm.

Marion, Putnam and Spencer counties; rare. July 4-August 17. The Spencer County specimen was sent in as a supposed "kissing bug." Occurs on oak and at light. The paler and uniform colored pubescence readily distinguishes this from the preceding.

## XV. ELAPHIDION Serv., 1834. (Gr., "a deer + little.")

Rather slender subcylindrical species, having the episterna of the metathorax scarcely wider in front than behind; antennae longer than body in male, shorter in female, and without distinct sensitive spaces. Four species have been taken in the State, while one other perhaps occurs.

## KEY TO INDIANA SPECIES OF ELAPHIDION.

- a.* Antennæ and elytra with long spines; thighs spinose at tip; thorax of male and female similar with several small, smooth elevated spaces.  
*b.* Above glabrous with patches of white hair. IRROBATUM.  
*bb.* Above clothed irregularly with grayish pubescence. 1894. MUCRONATUM.
- aa.* Antennal spines small; thighs not spinose at tip; thorax of male finely, female more coarsely punctured.  
*c.* Thorax rounded on sides, its disk with several smooth elevated spaces. 1895. INCERTUM.  
*cc.* Thorax scarcely rounded on sides, nearly cylindrical.  
*d.* Body with distinct mottled pubescence; legs densely punctured and pubescent. 1896. VILLOSUM.  
*dd.* Body shining reddish-brown, scarcely pubescent; form very elongate. 1897. UNICOLOR.
- E. irroratum* Linn., piceous, with patches of white hair, length 19 mm., has been taken in Illinois and Ohio.

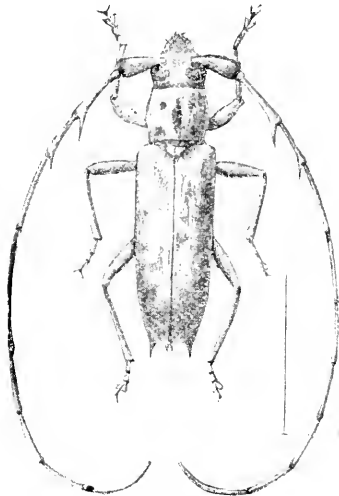


Fig. 435.  $\times 2\frac{1}{2}$ . (After Chittenden in Bull. No. 18, New Ser. U. S. Div. Ent.)

1894 (6056). ELAPHIDION MUCRONATUM  
 Say, Journ. Phil. Acad.  
 Nat. Sci., III, 1824, 427;  
 ibid. II, 201.

Elongate, slender, subcylindrical. Dull reddish-brown, irregularly clothed with grayish-yellow pubescence. Antennæ with joints 3-5 each with a distinct spine, that of the third joint one-half or more the length of the fourth joint. Thorax nearly cylindrical, sides feebly rounded; disk coarsely and sparsely punctured, with the median line and two small rounded spaces each side smooth and slightly elevated. Elytra irregularly and somewhat coarsely punctured, the tips each with two spines, the outer one the longer. Length 15-19 mm. (Fig. 435.)

Knox, Posey and Crawford counties; scarce. June 9-August 29. Occurs on or about oak, hackberry, beech, sugar maple and dogwood, in the wood of which the larvæ bore.

1895 (6058). ELAPHIDION INCERTUM NEWM., Entomologist, 1840, 28.

Elongate, subcylindrical, rather robust. Dark reddish-brown, mottled with small patches of grayish-brown pubescence. Antennæ with joints 3-5 armed with very short spines. Thorax subglobose, wider than long, sides rounded; median line smooth, polished, widest behind the middle and with

two small, smooth elevations each side, the front one rounded, the other oblong, the two sometimes connected. Elytra deeply, rather sparsely and finely punctured, the tips each with two short spines. Length 14-17 mm.

Throughout the State; much more frequent in the southern counties. June 25-September 20.

1896 (6062). *ELAPHIDION VILLOSUM* Fab., Ent. Syst., 1, 1798, 302.

Elongate, slender, subcylindrical. Dark brown, clothed with grayish-yellow, somewhat mottled pubescence; antennae and legs reddish-brown. Antennae of female shorter, those of male longer, than body, joints 3-5 armed with short spines. Thorax cylindrical unarmed, surface coarsely, deeply and rather rugosely punctured. Elytra parallel, deeply and rather coarsely punctured, the tips each with two short spines, the outer one the longer. Length 11.5-17 mm. (Fig. 436.)




Fig. 436. ♀ 2. (After Chittenden in Bull. No. 18, New Ser., U. S. Div. Ent.)

Fig. 436. ♀ 2. (After Chittenden in Bull. No. 18, New Ser., U. S. Div. Ent.) Length 11.5-17 mm. (Fig. 436.)

Throughout the State; common. May 11-July 11. This species is the well-known "oak-pruner," which does much damage to oak and other trees by cutting off the small leaf-bearing twigs. According to Chittenden\* it attacks almost every woody plant that grows, including all the more common forms of fruit trees. The severed twigs vary in length from a few inches to two or three feet and sometimes are more than an inch in diameter. An examination of one, and sometimes of both ends of one of the twigs will show a smoothly cut surface, near the center of which will be seen a more or less oval opening plugged up with a wad of a material composed of fine shavings and sawdust. If one of these limbs be split open a larva or pupa will be found. The larva is subcylindrical, soft and fleshy, and of a whitish or light-yellowish color. It is provided with legs which are, however, somewhat rudimentary and of little service to the creature as organs of locomotion.

"The pruning process is not always in itself especially injurious, but the ultimate effects are apt to be more serious. The fallen twigs serve as a breeding place for hosts of other wood borers, many of which are injurious to timber. Among these are some which do not hesitate, in default of an abundance of dead wood, to attack and injure living trees. In case this beetle becomes injuriously abun-

\*Bull. 18, New Ser., U. S. Div. Ent., 1898, 37.

dant, it may be readily controlled by gathering the infested twigs during the winter and burning them before the following spring."

*E. parallelum* Newm. of the lists, formerly separated from *villosum* by having the "thorax distinctly longer than wide," is now considered a synonym, as the differences are indistinguishable in a large series.

1897 (6069). ELAPHIDIUM UNICOLOR Rand., Bost. Journ. Nat. Hist., 11, 1838, 42.

Elongate, very slender, subcylindrical. Uniform light reddish-brown, very sparsely pubescent. Joints 3 and 4 of antennæ each with a short spine at apex. Thorax cylindrical, nearly one-half longer than broad, sparsely and irregularly punctate. Elytra deeply and rather closely punctured, the tips each with a short spine on outer side. Length 8-12 mm.

Throughout the State; scarce. June 1-July 29. Occurs about red-bud and wild plum, in the twigs of which the larvæ dwell; also taken at light.

#### XVI. TYLONOTUS Hald. 1847. (Gr., "a knot + back.")

This genus is represented in the eastern United States and Indiana by a single medium-sized species having the femora strongly clubbed; antennæ as long as body, compressed and with two grooves or sulci on the outer side, these more noticeable on the third and fourth joints.

1898 (6079). TYLONOTUS BIMACULATUS Hald., Trans. Amer. Phil. Soc., X, 1847, 38.

Elongate, rather robust, subdepressed. Dark brown or piceous; elytra each with two rather large, somewhat rounded yellow spots, one near middle, the other near apex; femora yellowish except at base and apex. Thorax short, nearly cylindrical, thickly punctured; median line and two small raised spaces smooth. Elytra coarsely and rather sparsely punctured, not spined at tip. Length 12-16 mm.

Putnam County; rare. July 8. The larvæ bore in ash wood and the adults usually occur about these trees.

#### XVII. HETERACHTHES Newm. 1840. (Gr., "different + load.")

Very elongate species having the eyes large and coarsely granulated; femora strongly clubbed; antennæ of female slender; of male with joints 3-6 thickened throughout their full length; second joint very minute in both sexes. One of the three known species occurs in Indiana.

1899 (6081). *HETERACITHTES QUADRIMACULATUS* Hald., *Trans. Amer. Phil. Soc.*, X, 1817, 13.

Elongate, slender, subcylindrical. Dull brownish-yellow, shining; elytra each with two circular paler spots, one in front of and one just behind the middle. Thorax cylindrical, narrowed in front, disk with a wide, shallow median groove interrupted at middle; surface, as well as that of elytra, very sparsely punctured. Length 8-11 mm.

One in Dury collection from Laporte County. Occurs from Pennsylvania to Missouri. The larvae live in the wood of hickory.

*Zamodes obscurus* Lec., black, opaque, clothed with dense brown pubescence, length 13 mm., is known from New Jersey and Pennsylvania.

#### Tribe II. OBRINI.

Small species having the front coxæ prominent, contiguous, conical and enclosed behind; palpi slender, with the last joint triangular; first segment of abdomen very long, the second and following irregular in length, hairy and excavated or deformed in female; thorax constricted and pedunculate at base and narrower than elytra; femora strongly clubbed; first joint of hind tarsi as long as the next two. But two of the seven genera are represented in the eastern United States and Indiana.

#### KEY TO INDIANA GENERA OF OBRINI.

- a.* Thorax much narrower at base than at apex. XVIII. PHYTON.  
*aa.* Thorax dilated at middle, equally narrowed at base and apex, tuberculate at sides. XIX. OBRUM.

#### XVIII. PHYTON Newm. 1840. (Gr., "plant.")

This genus contains but two small species, one of which occurs in Indiana.

1900 (6090). *PHYTON PALLIDUM* Say, *Journ. Phil. Acad. Nat. Sci.*, III, 1821, 412; *ibid.*, II, 193.

Elongate, slender, subcylindrical. Dull, pale yellow; thorax with three dusky lines and elytra each with four oblique brownish bands, of which the one just behind the middle is broad, the others narrow. Thorax broad in front of middle, narrowed on apical fourth, much narrowed on basal third. Length 5.5-6.5 mm.

Knox County; rare. July 2. Should occur sparingly throughout the State. The larvae live in red-bud, hickory and osage orange.

#### XIX. OBRUM Serv.

Two small species having the thorax equally narrowed at base and apex belong here. One has been taken in the State and the other probably occurs.

## KEY TO SPECIES OF OBRIVUM.

- a.* Head and thorax piceous, coarsely and closely punctate; elytra pale reddish-brown, very sparsely punctate. RUBIDUM.  
*aa.* Body uniformly reddish-yellow; thorax not closely punctate; elytra more closely punctate. 1901. RUBRUM.

1901 (6092). *OBRIVUM RUBRUM* Newm., Ent. Mag., V, 1838, 393.

Elongate, subcylindrical. Pale reddish-yellow, shining. Head broader than thorax, the latter with an obtuse tubercle each side near middle. Elytra rather coarsely punctate, each puncture bearing a yellowish hair. Femora rather strongly clubbed. Length 5.5-6.5 mm.

Posey, Putnam and Crawford counties; scarce. June 24-June 28. Beaten from vegetation.

## Tribe III. STENOPTINI.

In this tribe the front coxal cavities are widely angulated on the outer side, but entirely closed behind; abdomen normal in both sexes; head extended forward, the front large and oblique; eyes finely granulated and deeply emarginate; hind tarsi with first joint twice as long as second; legs and thorax sparsely clothed with long flying hairs. Two genera, each represented in Indiana by a single species, compose the tribe.

## KEY TO GENERA OF STENOPTINI.

- a.* Elytra scarcely longer than thorax, their tips separated and rounded; mesosternum triangular and truncate. XX. *MOLORCHUS*.  
*aa.* Elytra elongate, gradually awl-shaped and widely separated at apex; mesosternum broad, widely emarginate behind. XXI. *CALLIMOXYS*.

XX. *MOLORCHUS* Fab. 1792. (A mythological name.)

1902 (6100). *MOLORCHUS BIMACULATUS* Say, Journ. Phil. Acad. Nat. Sci., III, 1824, 428; *ibid.* II, 202.

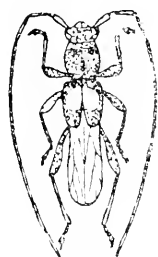


Fig. 437. . 4.  
(After Wickham.)

Elongate, subdepressed. Dull black, sparsely pubescent with long grayish hairs. Elytra dull yellow, blackish at tip and margin; antennae and legs reddish-brown. Thorax subcylindrical, rounded at sides, much narrowed at base, surface coarsely and rather densely punctate. Length 5-7 mm. (Fig. 437.)

Throughout the State, common; less so in the northern counties. April 12-May 27. Often abundant on the flowers of the red haw (*Crataegus*). Mating April 26 and May 27. Breeds in hickory, maple, ash and dogwood.



XXI. *CALLIMOXYS* Kraütz. 1863. (Gr., "beautiful sharp.")

1903 (6101). *CALLIMOXYS SANGUINICOLLIS*  
Oliv., Ent., IV, 1808, 71.

Elongate, slender. Dull black; thorax of male red, with narrow black apical and basal margins; elytra brownish; hind legs yellow, the tips of joints black. Thorax subcylindrical, its disk with four obtuse tubercles. Elytra sparsely and rather coarsely punctate. Hind tibiae of males long and curved, with numerous teeth on the outer margin. Length 8.5-10 mm. (Fig. 438.)

Laporte and Kosciusko counties; rare. June 6-June 24. Occurs on flowers of Jersey Tea.

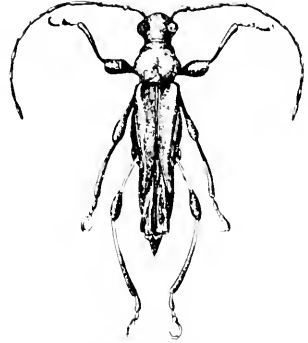


Fig. 438. - 31. (Original.)

## Tribe IV. RHOPALOPHORINI.

This tribe is composed of a single genus of small, slender beetles having the head elongate; eyes finely granulated and deeply emarginate; antennae slender, as long as body in male, shorter in female, the fourth joint shorter than the third or fifth; hind tarsi with first joint twice as long as second.

XXII. *RHOPALOPHORA* Serv. 1834. (Gr., "a club-bearing.")

This genus comprises three species, two from Texas, the other from the eastern United States, including Indiana.

1904 (6105). *RHOPALOPHORA LONGIPES* Say, Journ. Phil. Acad. Nat. Sci., III, 1824, 126; *ibid.* II, 201.

Elongate, very slender, subcylindrical. Bluish-black, the thorax red. Thorax cylindrical, with a slight obtuse tubercle each side, very finely and obsolete punctate. Elytra with basal fourth flat and suddenly sloping downward, the humeri prominent; surface deeply, coarsely and rather densely punctured, the tips subtruncate, sometimes with two short spines. Length 7-8 mm.

Western and southern Indiana from Vermillion County southward; scarce. May 30-June 30. Beaten from the foliage of oak and the flowers of wild hydrangea.

## Tribe V. TRACHYDERINI.

A large tribe containing as great a variety of forms as Tribe I, *Cerambycini*. The distribution of the genera is, however, mostly to the south and southwestward, representatives of but three of the

16 having been taken in the State. They are distinguished by the finely granulated eyes, acutely triangular scutellum, and by having the front coxal cavities open behind.

## KEY TO INDIANA GENERA OF TRACHYDERINI.

- a.* Thorax opaque, its sides with a spine or large tubercle; size larger, 13–25 mm.  
*b.* Body pubescent. XXIII. TRAGIDION.  
*bb.* Body not pubescent. XXIV. PURPURICENUS.  
*aa.* Thorax shining, sides unarmed; size much smaller, not over 8 mm. XXV. BATYLE.

## XXIII. TRAGIDION Serv. 1834. (Gr., "a young goat.")

Large or medium-sized species having the scutellum small, broadly triangular; thorax densely punctured, both it and elytra with black pubescence concealing the punctures; antennæ filiform, joints 5–11 carinate on outer side.

1905 (6127). TRAGIDION COQCUS Linn., Syst. Nat., Ed. X, 393.

Elongate, robust, subcylindrical. Black; elytra each with a large, rounded orange spot near base; antennæ wholly black. Thorax as wide as long, sides rounded, armed with a small spine behind middle. Elytra each with three raised lines on disk. Length 16–25 mm.

One specimen in each of the Webster and Field Museum collections labelled "Ind." Occurs in the "Atlantic and Southern States."

## XXIV. PURPURICENUS Serv. 1833. (L., "purple.")

Medium-sized, handsome black and scarlet or black and yellow species, having the thorax with a small spine each side, the scutellum broadly triangular and acute at tip, and the elytra not pubescent. Two of the three species occur in Indiana.

1906 (6129). PURPURICENUS HUMERALIS Fab., Ent. Syst., Suppl., 1798, 143.

Elongate, robust, subcylindrical. Black, opaque, the legs alone feebly shining; elytra each with a large, triangular, scarlet humeral spot, defined by an oblique line, running from scutellum to middle of outer margin. Antennæ of male two-thirds longer than body; of female about the length of body. Thorax coarsely, densely and roughly punctured. Elytra deeply and rather coarsely punctured on basal half, more finely and densely toward the apex. Length 11–18 mm.

Taken only in Lake County in the wash-up along the beach of Lake Michigan where, at times, it is frequent. June 15–July 13. Said to occur elsewhere on oak and hickory.

1907 (6129d). *PURPURICENUS AXILLARIS* Hald., Trans. Amer. Phil. Soc., X, 1847, 31.

Resembles *humeralis* in form. Black; elytra from base to middle orange yellow. Elytra much less coarsely and less deeply punctate than *humeralis*; those of females emarginate and somewhat toothed at apex. Length 12-19 mm.

Lawrence and Crawford counties; rare. June 9-July 1. Beaten from the foliage of hickory. Listed as a variety of *humeralis*, but in my opinion wholly distinct.

#### XXV. *BATYLE* Thom. 1864.

Small, slender forms, having the front of head short, not abruptly defined each side; antennae a little shorter than body, the latter pilose; scutellum small; thorax margined at apex. One of the three recognized species occurs in the State.

1908 (6141). *BATYLE SUTURALIS* Say, Journ. Phil. Acad. Nat. Sci., 111, 1821, 411; *ibid.*, 11, 192.

Elongate, slender. Dark red; antennae, legs and often the suture of elytra varying from dusky red to black; surface sparsely clothed with long blackish hairs. Thorax subglobose, very sparsely and finely punctured. Elytra coarsely and sparsely punctured, the tips rounded. Length 6.5-7.5 mm.

Throughout the State; frequent. June 16-July 29. Occurs in numbers on flowers of Jersey Tea (*Ceanothus*), dogwood (*Cornus*), meadow-sweet (*Spiraea*) and other plants. Mating June 25.

#### Tribe VI. *STENOSPHEENINI*.

This tribe is represented by a single genus having the eyes finely granulated and deeply emarginate; the head, in our species, nearly vertical; antennae as long as body in female, somewhat longer in male, tapering, punctured and pubescent, second joint small, third longer than fourth, 3-7 armed with short apical spine on the inner side; scutellum rounded behind; elytra truncate at tip and armed with two apical spines; tibiae strongly carinated and the first joint of tarsi as long as the two following united.

#### XXVI. *STENOSPHEENUS* Hald. 1847. (Gr., "narrow-wedge.")

This genus, possessing the characters of the tribe as given above, is represented by six species, all but one of which occur in the southwestern United States. The exception is

1900 (6161). *STENOSPIENUS NOTATUS* Oliv., Ent., IV, 1795, 61.

Elongate, nearly parallel. Black; thorax reddish with a central black spot; under side of head and thorax reddish. Thorax wider than long, not narrowed at apex; surface, as well as that of elytra, sparsely and coarsely punctured, each puncture bearing a gray hair. Length 9-12 mm.

Lake, Posey and Crawford counties; probably throughout the State; frequent, especially in the wash-up of Lake Michigan; also beneath bark of hickory, in the wood of which the larvæ bore. April 17-May 30.

#### Tribe VII. CLYTINI.

Our members of this tribe have the elytra banded with yellow or white and black pubescence; eyes finely granulated and deeply emarginate, the lower lobe always large; antennæ usually shorter than body in both sexes, joints rarely spined; front coxal cavities rounded, open behind, not angulated on the sides; legs long, usually slender, femora sometimes clubbed, tibiæ not carinated, hind tarsi with first joint very elongate. Representatives of 9 of the 14 genera, comprising the tribe have been taken in Indiana, while those of three others perhaps occur.

#### KEY TO INDIANA GENERA OF CLYTINI.

*a.* Head small, front short, oblique; process of first ventral segment between the hind coxæ rounded.

*b.* Thorax transversely excavated at sides near the base; prosternum perpendicular at tip; thorax with three yellow crossbands.

XXVII. *CYLLENE*.

*bb.* Thorax not excavated at sides, which are rounded and constricted at base; prosternum sloping downward at tip; thorax without yellow crossbands, but sometimes with yellow oblique bars each side.

*c.* Antennæ compressed, subserrate; colors notably contrasted, with black and yellow bands; length 23-25 mm.

XXVIII. *PLAGIONOTUS*.

*cc.* Antennæ filiform.

*d.* Large species, 20 or more mm.; thorax entirely black, much rounded on the sides.

XXIX. *CALLODUS*.

*dd.* Smaller, not over 18 mm.; thorax with central black spot, the sides much less rounded and clothed with grayish pubescence.

XXX. *ARHOPALUS*.

*aa.* Head large, front long; process between the hind coxæ acute.

*c.* Elytra flat on basal third; size moderate, 8-18 mm.

*f.* Front of head with one or more carinae of variable form.

XXXI. *XYLOTRECHUS*.

*ff.* Head without carinae.

- g.* Thorax with short, transverse dorsal raised lines or ridges.  
XXXII. NEOCLYTUS.
- gg.* Thorax without transverse ridges.
- h.* Episterna of metathorax narrow. XXXIII. CLYANTHUS.
- hh.* Episterna of metathorax wider. CLYTUS.
- cc.* Elytra swollen on basal third; small, ant-like species, not over 10 mm.
- i.* Elytra without a transverse oblique, ivory-like band.
- j.* Eyes oblique, emarginate.
- k.* Second joint of antennæ as long as fourth; antennæ without spines. MICROCLYTUS.
- kk.* Second joint of antennæ distinctly shorter than fourth; third joint with a spine. XXXIV. CYRTOPIHORUS.
- jj.* Eyes rounded, entire. THLOMORPHA.
- ii.* Elytra each with a transverse, oblique, ivory-like band.  
XXXV. EUDERES

XXVII. CYLENE Newm. 1840. (Gr., the name of a mountain in Greece.)

Medium-sized robust species having the body densely clothed with short prostrate hair. In our species the thorax and elytra are conspicuously banded with yellow. Three of the five known species occur in the State.

KEY TO INDIANA SPECIES OF CYLENE.

- a.* Second joint of hind tarsus glabrous at middle; antennæ of male longer than body; prosternum between the coxæ longer than wide. 1910. PICTUS.
- aa.* Second joint of hind tarsus densely pubescent; antennæ not longer than body.
- b.* Basal third of elytra with three narrow yellow bands, the hindmost one W-shaped; prosternum as wide as the coxal cavity. 1911. ROBINEI.
- bb.* Basal third of elytra orange yellow; prosternum not as wide at middle as coxal cavity. 1912. DECORUS.

1910 (6170). CYLENE PICTUS Drury, Ins., II, 1773, 94.

Elongate, rather robust. Velvety black; head, thorax and elytra with narrow yellow crossbands, the third one from base of elytra W-shaped, the three behind it sinuous; legs reddish-brown. Thorax wider than long, sides rounded. Prosternum longer than wide, truncate at tip. Elytra tapering behind the middle, obliquely truncate at tip but not prolonged. Length 12-20 mm.

Southern half of State; frequent. April 18-April 28. Occurs on elm and hickory logs in spring. The larvae bore in the wood of these trees and are often very destructive to the hickory.

1911 (6171). *CYLLENE ROBINIÆ* FOST., Nov. Sp. Inss., 1771, 43.

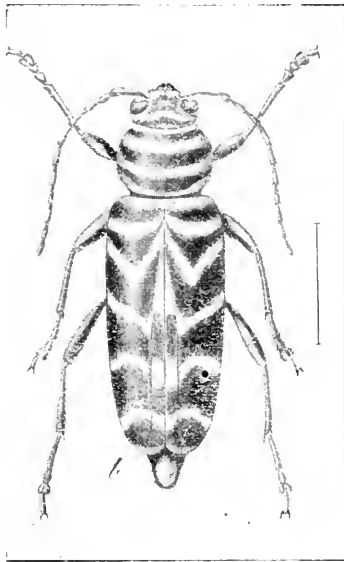


Fig. 439. Female.  $\times 21$ . (After Hopkins in Circ. No. 83 Bur. Ent. U. S. Dept. Agr.)

Resembles *pictus* so closely that only an expert can tell them apart. The characters given in the key are those usually relied upon. The elytra are less tapering and more broadly rounded at apex, thus giving it a more robust appearance, and the hind femora and antennae of male are distinctly shorter than in *pictus*. Length 14-20 mm. (Fig. 439.)

Throughout the State; common. August 21-October 9. Occurs abundantly in autumn on golden-rod and about the trees of the black locust (*Robinia*). The wood of this tree is often injured by the larva, which is known as the "locust borer."

1912 (6172). *CYLLENE DECORUS* Oliv., Ent., IV, 1795, 63.

Elongate, robust. Head black; clypeus and a narrow transverse band behind the eyes, yellow; thorax yellow with three short and narrow, black crossbars; elytra black, the basal third, a band behind the middle and the tips yellow; under surface yellow. Length 14-20 mm.

Knox County; rare. October 11. One specimen from near the border of the tamarack swamp. A southern species, which in Indiana reaches its most northern and eastern range. Our form is the var. *charus* Say described from Posey County, Say's specimen being taken "near the end of August."

XXVIII. *PLAGIONOTUS* Muls., 1842. (Gr., "oblique + back.") This genus contains only a single large species, distinguished from its allies by the heavier compressed antennae.

1913 (6173). *PLAGIONOTUS SPECIOSUS* Say, Amer. Entom., III, 1828, 118, pl. 53; *ibid.*, I, 118.

Elongate, robust. Black; densely clothed with yellow pubescence, this covering the greater part of head and forming two short oblique bands on each side of thorax and five on elytra, arranged as follows: one forming an arch diverging from scutellum, behind this a second W-shaped band; a third nearly transverse one across the middle; a fourth curved each side from the suture obliquely backward and separated narrowly from the fifth and broadest upon the apex. Length 23-25 mm. (Fig. 440.)



Fig. 440. Natural size (After Saunders.)

Known from the State by a single specimen in the Dury collection from Laporte County. Occurs in the vicinity of the soft maple (*Acer saccharinum* L.) to the wood of which the larvæ often do much injury. A species of northern range, probably occurring only in the Transition life zone of the State.

XXIX. *Callodes* Lee, 1873. (Gr., "beautiful form.")

Here belong two large species distinguished by the form and color of thorax and by having the mesosternum sloping downward. One of the two occurs in Indiana.

1914 (6171). *CALLODES NOBILIS* Harris, Trans. Hartford Soc. Nat. Hist., 1, 1836, 84.

Elongate, robust. Brownish-black, opaque, densely clothed with very short, velvet-like pubescence; elytra each with a rounded yellow spot at base, a minute submarginal one behind the humerus, a larger one before the middle, and two narrow, transverse, sinuous bands on apical half; these spots and bands often almost or wholly obsolete. Antennæ short, one-half the length of body. Thorax globose, sides much rounded, surface densely and finely granulate. Tips of elytra rounded, without spines. Length 20-23 mm.

Lake County; frequent in the wash-up along the beach of Lake Michigan; Starke and Clark counties; rare. May 27-June 28.

XXX. *Arhopalus* Serv., 1834. (Gr., "without + club.")

This genus is represented east of the Rocky Mountains by the single species:

1915 (6176). *ARHOPALUS FULMINANS* Fab., Syst. Ent., 1798, 192.

Elongate, rather slender, subcylindrical. Black; head and thorax covered with grayish pubescence; the latter with a large black spot on center of disk, and a small round one each side. Elytra marked with ill-defined zigzag bands of grayish pubescence. Length 12-18 mm. (Fig. 141.)

Crawford and Posey counties; scarce. May 15-June 26. Breeds in oak, butternut and chestnut, the adults occurring beneath the bark of these and neighboring trees.




Fig. 141. (After Packard in Fifth Rep. U. S. Ent. Comm.)

## XXXI. XYLOTRECHUS Chev. 1860. (Gr., "wood + a runner.")

Medium-sized, slender species, having the front of head marked with a carina or elevated ridge of variable form, which is best seen by holding the insect with the front uppermost. In part of the species the ridge is a smooth line starting below the eyes and running a little past them, dividing at about the middle into two V or Y-shaped lines diverging toward the sides of the head. In the remainder of the species the diverging lines are absent, the division being only represented by an impressed space. Six species may occur in Indiana, though but three of them have as yet been taken.

## KEY TO INDIANA SPECIES OF XYLOTRECHUS.

- a. Frontal carina reduced to an elongate space.
  - b. Carina scarcely divided; black, shining, with narrow yellow margins.
    - NITIDUS.
    - bb. Carina divided or impressed longitudinally.
      - c. Thorax with four spots of yellowish pubescence; elytral markings white, indistinct. 1916. QUADRIMACULATUS.
      - cc. Thorax marked with lines; elytral pubescence yellow, the lines connected at suture. CONVERGENS.
  - aa. Frontal carina V- or Y-shaped.
    - d. Elytra obliquely truncate at apex, the outer angle with a spine; sides of thorax regularly curved. SAGITTATUS.
    - dd. Elytra obliquely truncate but without distinct spine at outer angle.
      - c. Thorax without apical and basal margin of paler pubescence; elytral bands about as broad as their intervals. 1917. COLONUS.
      - cc. Thorax with apical and basal margin of yellow or white pubescence; median elytral band angulate or undulatory. 1918. UNDULATUS.

*X. nitidus* Horn, length 12 mm., is known from New Jersey, Pennsylvania, Ohio and Texas; *X. convergens* Lee., length 8-11 mm., is recorded from Ohio and Iowa; *X. sagittatus* Germ., brownish with more or less white pubescence, length 15-18 mm., ranges from Massachusetts to Arizona.

1916 (6181). XYLOTRECHUS QUADRIMACULATUS Hald., Trans. Amer. Phil. Soc., X, 1847, 41.

Elongate, moderately robust, subcylindrical. Dull black; thorax with a spot of yellowish pubescence in each angle; elytra with the sutural line and three oblique processes therefrom dull yellow and sparsely clothed with whitish hairs; hind margins of meso- and metasterna and three or four segments of abdomen also with transverse bands of whitish pubescence. Thorax cylindrical, largest at middle; surface with minute, irregular transverse wrinkles. Elytra finely rugosely punctate on the sides. Length 12-13 mm.

Monroe County; rare. June 9. Taken from trunk of beech; said to occur usually on the black alder.



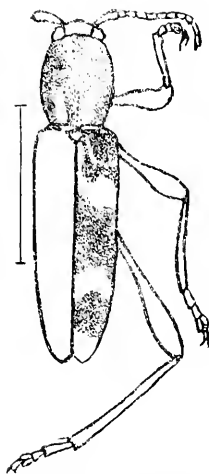


Fig. 442. (After Gissler in Fifth Rep. U. S. Ent. Comm.)

1917 (6179). *XYLOTRECHUS COLONUS* Fab., Syst. Ent., 1798, 91.

Elongate, slender, subcylindrical. Black or brown, pubescent above and beneath with yellowish or whitish hairs; these arranged to form very variable markings. Those on thorax are usually four or six small spots, two on base, two near apex and often two near middle; those on elytra consisting of a semicircular, sub-humeral line enclosing a brown humeral spot, two broad, pale crossbars and a smaller spot at apex. Thorax cylindrical, longer than wide, roughly and coarsely punctate. Length 8-16 mm. (Fig. 442.)

Throughout the State; common. June 3-October 15. Beaten from vegetation. Breeds in oak, maple and beech.

1918 (6183). *XYLOTRECHUS UNULATUS* Say, Long's Exped., II, 1824, 291; *ibid.* I, 119.

Elongate, rather slender, subcylindrical. Black or dark brown; elytra marked with yellow pubescence as follows: a narrow stripe extending from scutellum along the suture to middle, thence curving and angulate to outer margin, a short crossbar near humerus, a subapical band and an apical curved line; these markings often broken into dots. Length 11-21 mm.

One specimen in Webster collection labelled "Ind." Its range is given as the entire United States. Var. *fuscus* Kirby has the sides of thorax covered with pubescent blotches and the elytral bands wavy. In var. *interruptus* Lap. the bands of elytra are greatly obscured by a sprinkling of white hairs.

### XXXII. *NEOCLYTUS* Thom. 1860. (Gr. "new noisy.")

Slender bodied, subcylindrical species of medium size having the thorax with short transverse ridges or with a broad, longitudinal ridge, composed of many minute cross-ridges; antennae short, usually less than half the length of body. Four species have been taken in the State, while two others perhaps occur.

#### KEY TO INDIANA SPECIES OF *NEOCLYTUS*.

- a. Middle and hind femora spinose at apex.
  - b. Thorax with a longitudinal elevated ridge, minutely rugose on its crest; antennae filiform.
  - c. Thorax with apical basal and middle pubescent yellow bands; scutellum elongate-triangular, the apex rounded.
1919. *SCUTELLARIS*.
- cc. Thorax with apical and basal bands only; scutellum transverse-oval.
1920. *FUSCUS*.

- bb.* Thorax with a few distinct transverse ridges arranged in median row; antennæ thickened towards apex; head and thorax reddish-brown. 1921. ERYTHROCEPHALUS.
- aa.* Middle and hind femora not spinose; antennæ filiform; thorax with a number of distinctly elevated but more or less confused transverse ridges.
- d.* Elytra rounded at tip; each with an oval or rounded pubescent figure at base and two oblique bands behind the middle. 1922. CAPREA.
- dd.* Elytra truncate at tip; bands of elytra angulate or curved.
- e.* Thorax wider than long. MURICATUS.
- cc.* Thorax longer than wide. LONGIPES.

1919 (6195). NEOCLYTUS SCUTELLARIS Oliv., Encycl. Meth., V, 1790, 266.

Elongate, subcylindrical. Blackish, densely clothed with fine grayish-purple pubescence and marked with narrow yellow bands as follows: two vertical ones on front of head; three transverse ones on thorax, one on front and hind margin, the third on center extending only to middle of sides; elytra with the base reddish-brown, the scutellum and three narrow bands yellow, one curving backward from scutellum, then forward to margin; one curving forward from middle of suture, then backward to margin, the third oblique on apical fourth. Elytra tapering from base to apex, their tips obliquely truncate with a distinct spine at outer angle. Length 8-15 mm.

Marion County; rare. June 29. Ranges from New York to Kansas and southward.

1920 (6196). NEOCLYTUS LUSCUS Fab., Ent. Syst., Suppl., 1798, 152.

Resembles the preceding closely. Thorax less narrowed in front and with the median yellow band lacking, the sides often marked with a reddish spot, which, however, is not one of pubescence, but is a color of the chitin itself. Antennæ with joints 6 and 7 fuscous. Length 8-17 mm.

Marion County; rare. September 20. Taken from an elm log in which probably the larvæ breed. The range is the same as that of *scutellaris*.

1921 (6201). NEOCLYTUS ERYTHROCEPHALUS Fab., Ent. Syst., I, 1798, 335.

Elongate, slender, cylindrical. Reddish-brown; elytra blackish behind the first band and with four nearly straight, narrow crossbars of bright yellow pubescence, the one at base less distinct. Thorax cylindrical, coarsely granulate-punctate, the central ridge with four to six short transverse ridges. Elytra obliquely truncate with a spine or blunt tooth at outer angle. Length 8-18 mm.

Throughout the State; frequent. May 10-August 13. Beaten from foliage, especially that of hickory. The larvæ bore in the wood of elm, soft maple, black locust and hickory. The spines of hind femora are often very small.

1922 (6198). *NEOCLYTUS CAPREA* Say, Journ. Phil. Acad. Nat. Sci., 111, 1821, 121; *ibid.* 1, 120, pl. 53.

Elongate, subcylindrical. Black, thorax and under surface pubescent with long whitish hairs; thorax with front margin narrowly yellow or whitish; elytra each with whitish or yellow lines as follows: one curving from scutellum backward, then forward along the margin to humerus, thus forming nearly a circle; a second inverted W-shaped one just behind the middle and a third oblique one on apical fourth; tips usually narrowly edged with white or yellow. Length 12-20 mm.

Southern two-thirds of State, frequent; probably throughout. April 23-October 11. The larvae breed in ash, elm and hickory, and the adults occur on the trunks of these trees or on flowers. Say in his original description says that the "tips of elytra are emarginate with a prominent spine at the external angle," which is not true of any specimen I have seen, nor is this character shown in his figure. In all Indiana specimens at hand the pubescent lines of thorax and elytra are white, not yellow.

*N. muriculatus* Kirby, black or brown with white markings, length 7-10 mm., ranges from New England to Louisiana and California. *N. longipes* Kirby, more slender, black with white markings, more distinct on base of elytra, length 9-11 mm., is known from Virginia, Texas and Canada.

### XXXIII. *CLYTANTHUS* Thom., 1864. (Gr., "noisy.")

In this genus both the frontal carina of head and the transverse ridges of thorax are lacking; the side pieces of metathorax are narrow and the color black banded with white or yellow. Two species are known from the eastern United States and Indiana.

1923 (6207). *CLYTANTHUS RURICOLA* Oliv., Ent., IV, 1805, 70.

Elongate, rather robust, subcylindrical. Black; thorax with a yellow marginal line, interrupted at middle of base; scutellum and markings of elytra bright yellow; the latter consisting of an oval oblique spot on basal third, a strongly angulated band extending from suture backward to middle, thence forward and outward to near the margin, and an oblique bar behind the middle; antennae and legs reddish-brown, the clubs of femora blackish. Thorax subglobose, finely granulate. Elytra rounded at tips, not spinose. Length 8-14 mm.

Throughout the State; scarce. May 10-July 1. Beaten from elm.

1924 (6208). *CLYTANTHUS ALBOFASCIATUS* Lap., Moil., 1837, 96.

Elongate, slender, subcylindrical. Blackish-brown; elytra each with a narrow oblique line on basal half, a long, curved, narrow band behind the middle and the apex, whitish pubescent; antennae and legs dark reddish-brown. Length 8-10 mm.

Posey County; rare. July 6. Known from Pennsylvania, Illinois and Ohio. Occurs about wild grapevines, in the wood of which the larvæ live.

*Clytus marginicollis* Lap., elytra black, pale at base and with yellow crossbands, length 8-10 mm., is known from Massachusetts, Georgia, Pennsylvania and Nevada.

*Microclytus gazellula* Hald., thorax above and elytra black, the latter with pale markings, legs and antennæ pale, length 6-7 mm., is recorded from the "Middle States to Canada and Lake Superior."

#### XXXIV. CYRTOPIORUS Lee. 1850. (Gr., "curve + bearing.")

The two species of this genus have the elytra swollen or elevated on basal fourth and the third joint of antennæ with a distinct spine at apex. One of the two occurs in the State.

1925 (6210). *CYRTOPIORUS VERRUCOSUS* Oliv., *Encycl. Meth.*, VII. 1792. 458.

Elongate, slender, subcylindrical. Black; femora and basal three-fifths of elytra reddish-brown, the latter marked with three narrow oblique lines of whitish pubescence and separated from the black portion by a transverse line of similar pubescence; antennæ, tibiæ and tarsi dusky. Thorax compressed, with a rather prominent median crest. Length 6-10 mm.

Throughout the State; scarce. April 26-June 11. Taken from beneath bark of walnut and on flowers of wild plum, apple and wild cherry, the larvæ living in the wood of these trees.

*Tillomorpha geminata* Hald., head and thorax black, elytra reddish, marked with lines of silver-white pubescence, length 6-8 mm., is known to occur from Massachusetts and New York to Pennsylvania and Georgia.

#### XXXV. EUDERGES Lee. 1850. (Gr., "beautiful + to look at.")

The members of this genus resemble black or brown ants and are readily known by the ivory-white bar on each elytron. Three of the four known species have been taken in the State.

##### KEY TO INDIANA SPECIES OF EUDERGES.

- a. Ivory bar of elytra oblique; thorax striate with raised longitudinal lines.
- b. Eyes nearly divided, the two parts connected with a narrow horn-like line; thorax uniformly rounded at the sides. 1926. *PIOPES*.
- bb. Eyes completely divided; thorax distinctly depressed each side near the front margin and subangulate at sides. 1927. *PINX*.
- aa. Ivory bar of elytra exactly transverse; thorax punctate, not striate. 1928. *REICHEI*.

1926 (6212). *EUDERES PICIPES* Fab., *Mant. Ins.*, 1, 1781, 157.

Elongate, slender, cylindrical. Black, rarely dark reddish-brown, shining; sparsely pubescent with grayish hairs. Elytra each with an oblique raised ivory-like bar at middle; antennae and legs usually dark reddish-brown. Length 5.8 mm.

Throughout the State; frequent. May 27-July 5. Beaten from foliage of buckeye, honey-locust, hazel, oak, etc.

1927 (6213). *EUDERES PEXI* Oliv., *Ent.*, IV, 1795, 70.

Form of *picipes*. Reddish-brown, shining; elytra with apical third black, each with a slightly oblique ivory-white line at middle and also an oblique line of whitish pubescence on the black portion. Length 6.5-9 mm.

Posey and Dubois counties; scarce. April 29-May 11. Beaten from foliage of wild grape.

1928 (6215). *EUDERES REICHEI* Lec., *New Sp. N. Am. Col.*, 11, 1873, 202.

Form of *picipes* but smaller and more slender. Dark reddish-brown or piceous, very sparsely clothed with long, erect hairs; antennae and legs paler; elytra each with a narrow, transverse, ivory white band near middle. Thorax cylindrical, longer than wide, smooth near the front margin, thence granulate-punctate to base. Elytra with granulate punctures from base to beyond ivory bar, the apical third smooth, polished; the sub-basal tubercles less prominent than in the other species. Length 4-5 mm.

Posey County; rare. June 2. Beaten from blossoms of the false indigo, *Amorpha fruticosa* L. Known heretofore only from Illinois and Texas.

#### Division III. *ATIMIOIDES*.

This group is represented by the single genus *Atimia*, distinguished by the characters given in key and by having the head broad and short, the front perpendicular; eyes large, almost divided, not very finely granulated; palpi unequal, truncate at tip, the maxillary about one-half longer than labial; antennae slender, shorter than body, 11-jointed; scutellum subquadrate, rounded behind; legs short, thighs moderately clubbed, hind tarsi with first joint equal to second and third united.

#### XXXVI. *ATIMA* Hald. 1847. (Gr., "contempt.")

This genus, as above characterized, is represented by two species, one of which occurs in the eastern United States, including Indiana.

1929 (6218). *ATIMIA CONFUSA* Say, Journ. Phil. Acad. Nat. Sci., V, 1826, 276; *ibid.* II, 333.

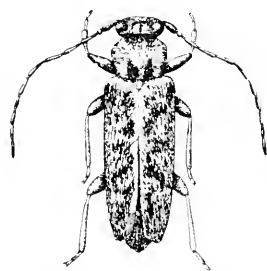


Fig. 443.  $\times 4$ . (Original.)

Short, rather stout, subdepressed. Dull black, clothed with rather long yellowish pubescence, which is irregularly disposed so as to leave abraded smooth spots. Thorax quadrate, broader than long, sides feebly rounded, surface coarsely and rather sparsely punctured. Elytra broader than thorax, truncate at tips, surface with sparse, fine punctures intermingled with larger distant ones. Length 7-9 mm. (Fig. 443.)

Crawford County; rare. May 16. Occurs on the red cedar, *Juniperus virginiana* L.

#### Division IV. *LEPTUROIDES*.

This division comprises those members of the subfamily Cerambycinae, in which the base of antennae are not enveloped by the eyes, which are usually rounded, sometimes entire, but more often with a small notch or emargination, and almost always finely granulated; front coxae conical, except in the first tribe; head narrowed behind the eyes and the thorax narrowed in front, the union of these two parts giving the appearance of a neck of greater or less length. The name of the typical genus, *Leptura*, is derived from a Greek word meaning "slender or attenuated," in allusion to the usually tapering form of the elytra, which also often have their base more or less elevated above the level of the thorax. As a general rule the species are more active than those of the preceding groups and many of them fly by day and occur upon flowers rather than upon the trunks and about the roots of trees, where the members of the preceding genera are usually found.

The division is separated into five tribes, all probably represented in Indiana, though four of them each only by a single genus and species.

#### KEY TO TRIBES OF LEPTUROIDES.

- a.* Front coxae globose; mandibles chisel-shaped, not fringed on the inner margin; thorax spined on the sides and elytra at apex.  
Tribe I. *DISTENHINI*, p. 1043.
- aa.* Front coxae conical.
- b.* Joints 3 to 5 of antennae much thickened at tips; mandibles simple, not fringed; elytra bluish-black, the basal third orange-yellow.  
Tribe II. *DESMOCERINI*, p. 1043.

*bb.* Joints 3 to 5 of antennæ normal, usually slender; mandibles acute, fringed on the inner margin; elytra not colored as above.

*c.* Elytra short, not covering the wings.

Tribe III. *NECYDALINI*, p. 1044.

*cc.* Elytra of normal length.

*d.* Front nearly vertical; body elongate, slender, parallel; color dark blue.

Tribe IV. *ENCYCLOPINI*, p. 1045.

*dd.* Front oblique or horizontal; elytra usually tapering to apex.

Tribe V. *LEPTURINI*, p. 1045.

#### Tribe I. *DISTENTINI*.

In addition to characters given in key, the single genus of this tribe may be known by having the body elongate; head large, horizontal; eyes transverse, large, feebly emarginate; antennæ long, tapering, first joint as long as head, second very small, third and following equal, nearly as long as first; legs long, slender, hind pair longest; first joint of hind tarsi as long as the two following united.

#### XXXVII. *DISTENIA* Serv. 1825. (Gr., "two-band.")

This genus, sufficiently characterized above, is represented by the single species:

1930 (6220). *DISTENIA UNDATA* Oliv., Ent., IV, 1795, 25.

Very elongate, slender, subdepressed. Dark brown to piceous, densely clothed with short, gray, prostrate pubescence; elytra marked with three serrate crossbands of darker pubescence, one on base, one just in front of middle, the other on apical third. Thorax subcylindrical, base and apex truncate, sides with a prominent, acute tubercle; surface with a short median line and four obtuse elevations, smooth, shining. Elytra gradually tapering from base to apex, each with five somewhat irregular rows of coarse punctures; intervals with distant scattered punctures; tips each with two sharp, slender spines. Length 17-26 mm.

Lake, Vigo, Jackson and Crawford counties; scarce. June 25-September 28. Occurs beneath bark of hickory and oak and on foliage of wild grape. When disturbed feigns death and falls to the ground, where it is difficult to see on account of the protective coloration.

#### Tribe II. *DESMOCERINI*.

This tribe is represented in the United States by four species belonging to the genus *Desmocerus*. They are large insects having the eyes finely granulated, nearly rounded, suddenly and deeply emarginate; antennæ 11-jointed, with joints 3 to 5 thickened at the

end, the outer ones velvety black; vertex prominent, deeply sulcate; front horizontal; prosternum very narrow between the front coxæ, which are large and conical, the cavities open behind; legs slender, tarsi broad, the first joint of hind ones scarcely equal to the two following united.

XXXVIII. DESMOCERUS Serv. 1835. (Gr., "band + horn.")

One of the four species occurs in the eastern United States, the other three on the Pacific slope.

1931 (6221). DESMOCERUS PALLIATUS FORST., Nov. Spec. Insect., 1771, 40.

Elongate, robust. Dark blue; basal third of elytra orange-yellow. Thorax bell-shaped, widening gradually from apex to base, hind angles acute, disk with transverse wrinkles. Elytra parallel, tips obliquely rounded; surface densely and rather coarsely punctured, each with three fine raised lines. Length 17-23 mm.

Posey County; scarce. July 6. Occurs on the flowers and foliage of elder, *Sambucus canadensis* L., in the stems of which the larva bore.

Tribe III. NECYDALINI.

Readily known by the short elytra, which are scarcely longer than the thorax, separated near apex and rounded at tip. The eyes are finely granulated, large, oblique and deeply emarginate; antennæ filiform, second joint small, third and following equal in our species; scutellum elongate, triangular; front coxæ conical, prominent, the cavities closed behind; legs slender, hind pair much longer, first joint of hind tarsi much longer than all the others together. One of the two genera is represented in the State.

XXXIX. NECYDALIS Linn. 1758. (Gr., "chrysalis of the silk worm.")

In this genus the third and fourth antennal joints are together longer than the fifth and the last joint of palpi is bell-shaped.

1932 (6225). NECYDALIS MELLITUS Say, Bost. Journ. Nat. Hist., 1, 1835, 194; *ibid.*, 11, 664.

Elongate, slender. Black; abdomen, front and middle legs and basal joint of antennæ dull yellow; elytra reddish-brown, often with paler spot at tip, sometimes dull reddish-yellow with darker apex; hind legs dusky. Head sulcate between the antennæ, coarsely and densely punctate. Thorax subcylindrical, constricted in front of middle and with a blunt tubercle each



side; its surface finely and sparsely punctate. Elytra reaching only to base of abdomen, obliquely impressed on inner side, finely and densely punctate with larger scattered punctures intermingled. Length 13-21 mm.

Putnam County; rare. June 25. Described from Posey County. The upper surface of the abdomen is sometimes black.

#### Tribe IV. ENCYCLOPINI.

In this tribe the head is quadrate, suddenly but not strongly narrowed and constricted far behind the eyes so that the neck is very short; eyes finely granulated, obliquely emarginate; antennae 11-jointed, the first five joints punctured; thorax constricted before and behind, wider at base, tuberculate on sides, scutellum small, triangular; elytra elongate, parallel rounded at tips; legs slender, hind pair longer, first joint of hind tarsi much longer than the others combined and, in *Encyclops*, the only one of the three genera occurring in the eastern United States, cylindrical. One species, *Encyclops carulcus* Say, green or blue, shining, coarsely punctured, length 7-8 mm. should be looked for in southern Indiana, having been taken by Dury at Cincinnati.

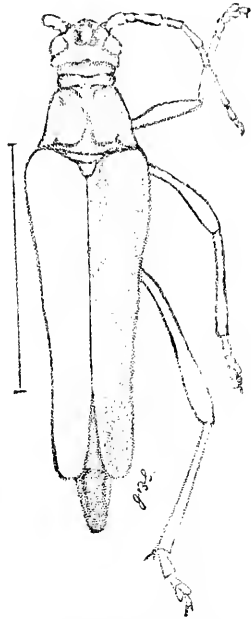


Fig. 444. *Bellamira scalaris* Say.  
(After Smith in Fifth Rep. U. S. Ent. Comm.)

#### Tribe V. LEPTURINI.

This tribe contains numerous species, all possessing the characters of Division IV, as given above, and also having the palpi unequal, the maxillary elongated, the last joint cylindrical or triangular; neck long; thorax usually wider at base; elytra usually narrowed from base, sometimes acute and separated near apex, but more often rounded and separated (Fig. 444); legs slender and never very short. The species occur, for the most part, on flowers, are usually prettily colored and clothed with fine pubescence. The tribe is divided into 14 genera, eight of which are known to be represented in Indiana, while members of three others may occur.

#### KEY TO INDIANA GENERA OF LEPTURINI.

- a. Spurs of hind tibiae not terminal, but borne at the base of a deep excavation; thorax tuberculate at the sides. XL. *Toxotus*.  
aa. Spurs of hind tibiae terminal.

- b.* First joint of hind tarsi with the usual brush of hair beneath; thorax, with rare exceptions, distinctly tuberculate or spined at sides; head obliquely narrowed behind the eyes.
- c.* Antennæ short, joints 5-11 wider; thorax with heavy spine at sides; elytra strongly costate. XLI. RHAGIUM.
- cc.* Antennæ long or moderate, the joints not thickened; elytra never strongly costate.
- d.* Eyes large or moderate; thorax with a short, acute tubercle on side.
- c.* Eyes coarsely granulated, very prominent; elytra almost parallel. XLII. CENTROBERA.
- cc.* Eyes finely granulated; body narrowed behind.
- f.* Eyes feebly emarginate. PACHYTA.
- ff.* Eyes more strongly emarginate. ANTHOPHILAX.
- dd.* Eyes small, not emarginate; thorax angulated or rounded on sides.
- g.* Body above more or less pubescent, opaque or moderately shining; mesosternum not protuberant. XLIII. ACMEOPS.
- gg.* Body above brilliant metallic green; mesosternum protuberant. XLIV. GAUROTES.
- bb.* First joint of hind tarsi without brush-like sole; thorax with few exceptions broadest at base, its sides never spined or tuberculate; head constricted close behind the eyes.
- b.* Last ventral of male deeply excavated; form very slender, strongly tapering behind.
- i.* Elytra strongly sinuate on the sides; size larger, 20 or more mm.; antennæ without poriferous spaces. BELLAMIRA.
- ii.* Elytra less sinuate on the sides; smaller, not over 18 mm.; antennæ with poriferous spaces on the outer joints. XLV. STRANGALLA.
- hh.* Last ventral of male not excavated; form less slender and less tapering behind.
- j.* Antennæ with poriferous spaces. XLVI. TYPOCERUS.
- jj.* Antennæ without poriferous spaces. XLVII. LEPTURA.

XL. *TOXOTUS* Serv. 1835. (Gr., "a bow + carrying.")

Species of medium or rather large size, having the spurs of the hind tibiae inserted at the base of a deep excavation instead of at the extreme end; thorax constricted before and behind and tuberculate or spined at the sides; elytra strongly tapering from base to tips, which are obliquely truncate; sinuate at sides on basal third. Three species have been taken in the State and another probably occurs.

KEY TO INDIANA SPECIES OF *TOXOTUS*.

- a.* Third joint of antennæ very decidedly longer than fourth.
- b.* Elytra of one color.
- c.* Elytra black; body either yellow or black; legs bicolored.

*cc.* Elytra reddish-brown, sometimes varying to blackish; legs of one color. 1934. CINNAMOPTERUS.

*bb.* Elytra bicolored, black, with marginal and discal stripes yellow.

TRIVITTATUS.

*aa.* Third joint of antennae very little longer than fourth; elytra black or dark reddish-brown, tips obliquely emarginate and bidentate.

1935. CYLINDRICOLLIS.

1933 (6238). TOXOTUS SCHAUMII Lec., Journ. Phil. Acad. Nat. Sci., 1, 1850, 320.

Elongate, robust, tapering behind. Male black, finely pubescent; central part of femora yellow; female, body yellow except the tibiae, tarsi and antennae, which are black. Antennae with third joint elongate, fourth shorter than fifth. Thorax narrowed in front, finely and sparsely punctured, sides with acute tubercle. Elytra with humeral angles prominent, surface finely rugose-punctate. Length 19-25 mm.

Crawford County; rare. May 19.

1934 (6245). TOXOTUS CINNAMOPTERUS Rand., Bost. Journ. Nat. Hist., 11, 1838, 45.

Elongate, slender. Pale reddish or cinnamon brown, densely clothed with fine, silky pubescence; head and thorax darker. Eyes large, prominent, blackish. Antennae about as long as body, male; two-thirds the length, female. Thorax as in *cylindricollis*, the basal transverse impressed line less strong. Length 10-13 mm.

Southern two-thirds of State; scarce. May 12-June 7. Occurs on the foliage and flowers of various shrubs, especially wahoo and wild hydrangea. In two specimens the general color is dark reddish-brown.

1935 (6243). TOXOTUS CYLINDRICOLLIS Say, Journ. Phil. Acad. Nat. Sci., 111, 1823, 417; *ibid.*, 11, 196.

Form of *schaumii*. Varies from dull blackish, female, to reddish-brown, male, densely clothed with silky pubescence; pro- and metasterna and antennae, at least in part, reddish-brown; legs and abdomen of male often partly of same hue. Thorax cylindrical, wider at base, with two transverse impressed lines, one near base, the other in front of middle, these with a rather deep longitudinal groove between them; sides swollen but not tuberculate. Length 17-22 mm.

Putnam and Crawford counties; scarce. June 27-July 10. A pair were taken from hickory while mating on the former date, the male being wholly reddish-brown except the elytra, tibiae and tarsi.

*T. trivittatus* Say, length 15-17 mm., a member of the Transition life-zone, is recorded from northern Illinois.

NLI. RHAGIUM Fab. 1775. (Gr., "to tear.")

Antennæ short, scarcely reaching the base of elytra; eyes rather small, oblong, slightly emarginate; prosternum prominent between the front coxæ. One species occurs throughout the northern United States.

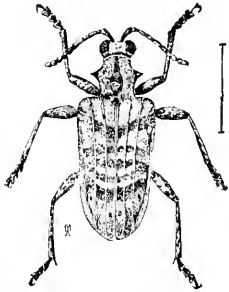


Fig. 445. (After Marx in Fifth Rep. U. S. Ent. Comm.)

1936 (6232). RHAGIUM LINEATUM Oliv., Ent., IV, 1795, 69.

Elongate, rather robust. Black, mottled with brown and grayish pubescence; elytra with reddish-brown spots. Thorax cylindrical, much narrower than elytra, armed each side with an acute tubercle. Elytra feebly narrowed from base to apex, each with three smooth, rather strongly elevated lines; intervals coarsely and sparsely punctate. Length 13-18 mm. (Fig. 445.)

Laporte County; scarce. June 11. Occurs beneath the bark of pine and in lumber yards.

NLII. CENTRODERA Lec. 1850. (Gr., "spine + neck.")

Eyes large, globose and prominent; antennæ slender, as long as body, male; one-third shorter, female; second joint very small, fourth intermediate in size between the third and fifth; body elongate, sides nearly parallel. One species has been taken in the State, and two others may occur.

KEY TO INDIANA SPECIES OF CENTRODERA.

- a. Tubercles on sides of thorax acute.
  - b. Elytra uniform reddish-brown, truncate at tips. 1937. DECOLORATA.
  - bb. Elytra clay-yellow with irregular brown stripes and blotches, the tips rounded and slightly separated. PICTA.
- aa. Tubercles of thorax obtuse; pubescence of elytra arranged in lines. SUBLINEATA.

1937 (6233). CENTRODERA DECOLORATA Hufe., Injur. Ins., 1841, 93.

Very elongate, subcylindrical, somewhat flattened above. Reddish-brown, sparsely pubescent. Thorax cylindrical, constricted and much narrowed before the tubercle, the disk with a wide but shallow median groove. Elytra at base about twice as wide as thorax, feebly narrowed to apex, coarsely and somewhat confluent punctured on basal half, more finely towards apex. Length 27 mm. (Fig. 446.)

Kosciusko County; rare. June 1. Occurs on beech and maple.



Fig. 446.  $\times 14$ . (After Wickham.)

*C. picta* Hald., length 13 mm., is known from New York, Pennsylvania and South Carolina. *C. sublivicata* Lec., dark piceous, length 14 mm., has been recorded from Cincinnati.

*Pachyta monticola* Raud., black, elytra dull yellow with tips and four black spots in a line near suture, length 9 mm., and *P. liturata* Kirby, elytra entirely black, or dull yellow with black spots, length 15-18 mm., are both members of the Transition life-zone and may occur in the northern counties.

*Anthophilax viridis* Lec., elytra greenish-blue, legs black, and *A. malachiticus* Hald., cupreous-bronzed to blue, legs pale, length 13 mm., may also occur in the northern third of the State.

### XLIII. ACMÆOPS Lec. 1850. (Gr., 'point + eye.')

Species of small or medium-size, having the eyes small, not emarginate; antennæ about the length of body, the fourth joint slightly shorter than third; thorax variable in form, the disk either distinctly angulated or rounded, not tuberculate. Many of the species vary much in color, so that the synonymy is very much mixed. But two species have been taken in the State, though three others perhaps occur.

#### KEY TO INDIANA SPECIES OF ACMÆOPS.

- a. Front and mouth not greatly prolonged.
  - b. Form short, stout; hind tarsal joints stout, equally pubescent beneath; antennæ stout; sides of thorax concave behind the middle, the angle distinct. 1938. BIVITATA.
  - bb. Form slender; hind tarsal joints slender, the last one only pubescent beneath; antennæ slender.
    - c. Disk of thorax convex, not channeled, sparsely and finely punctured; elytra rounded at tips, dull yellow with suture, dorsal stripe and side margin black. 1939. DIRECTA.
    - cc. Disk of thorax flattened behind and prolonged each side into a tubercle; elytra truncate at tips.
      - d. Black; elytra opaque, base, side margins and sometimes the suture, bright red; tubercles of thorax conical and on the sides. DISCOIDEA.
      - dd. Black; elytra shining, black striped with dull yellow or fuscous; tubercles of thorax obtusely rounded and on disk. PROTEUS.
- aa. Front and mouth greatly prolonged; black, elytra black, fuscous or dull yellow, sometimes with dorsal stripe and tips fuscous. PRATENSIS.

1938 (6259). *ACMEOPS BIVITTATA* Say, Journ. Phil. Acad. Nat. Sci., III, 1821, 116; *ibid.*, II, 195.



Fig. 447.  $\times 31$ .  
(After Wickham.)

Elongate-oblong, rather robust. Usually dull brownish-yellow; thorax with two black spots and elytra each with a narrow dorsal and a broader black lateral stripe; varies from entirely black to almost wholly dull yellow. Antennæ about as long as body. Thorax much broader at base than apex, with a transverse impressed line in front of middle and another near base; sides angulate, the angle forming an oblique tubercle; surface finely and sparsely punctate. Elytra much broader than thorax, closely and rather coarsely punctate, the tips rounded.

Length 6-9 mm. (Fig. 447.)

Wells, Lawrence and Crawford counties; scarce. May 11-June 26. Occurs on the flowers of *Ancmonia pennsylvanica* L. According to Leng the form *nigripennis* Lee, has black elytra with thorax more or less yellow; the form *varians* Lee, is entirely black, while *fuscipes* Lee, is entirely dull yellow except the dusky head.

1939 (6271). *ACMEOPS DIRECTA* Newm., Entomologist, 1842, 71.

Elongate, slender, parallel. Head, thorax, legs and under surface yellow; elytra as described in key; antennal joints yellow at base, dusky at tips. Thorax subcylindrical, convex, broader at base, narrowed in front, sides rounded, not tuberculate. Elytra coarsely and deeply punctured. Length 6-8 mm.

Marion, Lawrence, Crawford and Posey counties; scarce. June 4-June 27. Beaten from shingle oak, *Quercus imbricaria* Michx.

*A. discoidica* Hald., length 6.5-8 mm.; *A. proticus* Kirby, length 6-9 mm., and *A. pratensis* Laich, length 6-8.5 mm., are all recorded from Michigan and may occur in northern Indiana.

#### XLIV. GAUROTES LEE, 1850. (Gr. "superb.")

This genus is readily known by the shining green elytra. Three species are recognized, one of which has been taken in the State.

1940 (6276). *GAUROTES CYANIPENNIS* Say, Journ. Phil. Acad. Nat. Sci., III, 1824, 123; *ibid.*, II, 200.

Elongate-oblong, rather robust. Head, thorax and under surface black; elytra bluish-green, shining; antennæ and legs pale brownish-yellow. Antennæ a little shorter than body. Thorax bell-shaped, narrowed and constricted on apical half; surface smooth, shining. Elytra twice or more broader than thorax, rather sparsely and finely punctured, humeri prominent, tips subtruncate. Length 9-10 mm. (Fig. 448.)

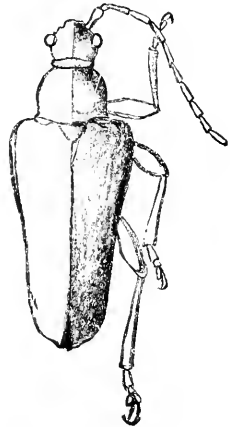


Fig. 448. (After Smith in Fifth Rep. U. S. Ent. Comm.)

Vigo, Lawrence and Crawford counties; frequent. May 19-July 22. Occurs on flowers of sumac and wild hydrangea.

*Bellamira scalaris* Say, chestnut-brown to black in hue, elytra marked with paler, as shown in Fig. 144, 20-27 mm. in length, ranges throughout the Eastern United States and has been recorded from Michigan and Ohio.

**XLV. STRANGALIA** Serv. 1835. (Gr., "a rope or halter.")

The very slender form, with elytra tapering greatly from base to tips will serve to separate the members of this genus. In our species the last ventral segment of the male is strongly excavated and the sixth and following antennal joints have small oval, depressed poriferous spaces near the tips. Thorax bell-shaped, much narrowed in front, hind angles prominent, acute, base bisinuate. Four species have been taken in the State. They occur especially on the flowers of wild rose, wild hydrangea and other summer blooming plants.

KEY TO INDIANA SPECIES OF STRANGALIA.

- a. Head and thorax wholly black; elytra dull yellow, with margin and suture blackish. 1941. ACUMINATA.
- aa. Head and thorax not wholly black.
  - b. Elytra not wholly black.
    - c. Elytra dull brownish-yellow, with black spots on sides; antennae black. 1942. FAMELICA.
    - cc. Elytra reddish-yellow, with three black crossbars; antennae reddish-yellow. 1943. LUTEICORNIS.
  - bb. Elytra wholly black. 1944. BICOLOR.

1941 (6282). *STRANGALIA ACUMINATA* Oliv., Ent., IV, 1795, 73.

Elongate, very slender. Uniform black except the elytra, which are dull yellow with black suture and side margins; under surface rather densely, upper more sparsely, clothed with yellowish prostrate pubescence. Thorax finely and rather densely punctate, the median lobe of base smaller than in *famelica*. Elytra sparsely and rather coarsely punctured, tips less acuminate and more distinctly truncate than the next. Length 8-10 mm.

Crawford County; scarce. June 26-June 28. Much smaller and more slender than *famelica*.

1942 (6281). *STRANGALIA FAMELICA* Newbl., Entombl., 1841, 68.

Elongate, slender. Above dull brownish-yellow, clothed with brighter yellow pubescence; antennae, two broad stripes on thorax and usually some spots on sides and a band near apex of elytra, black; under surface usually dark; abdomen, sometimes, and legs partly dull yellow. Thorax with surface, as well as that of elytra, rather sparsely and coarsely punctate. Hind tarsi with third joint strongly emarginate. Length 12-14 mm.

Throughout the State, frequent; more so in the southern counties. May 30-July 27.

1943 (6284). *STRANGALIA LUTEICORNIS* Fab., Syst. Ent., 1775, 197.

Elongate, slender. Reddish-yellow; thorax with two stripes and elytra with three cross-bars black; hind femora black at tips. Thorax densely and rather finely punctate. Elytra more sparsely punctate, their tips acute. Length 9-13 mm. (Fig. 449.)

Throughout the State, frequent; more so in the southern counties. May 31—July 27.

1944 (6285). *STRANGALIA BICOLOR* Swed., Vet. Ac. Nya. Handl., VIII, 1787, 197.

Elongate, very slender. Reddish-yellow; elytra black; tibiæ and tarsi dusky. Thorax finely and rather densely punctured; hind angles very acute, strongly diverging. Elytra more sparsely punctate, their acute tips widely separated. Length 12-14 mm.

Starke, Putnam, Lawrence and Crawford counties; frequent. June 9—June 28.

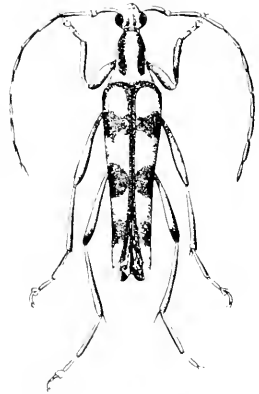


Fig. 449.  $\times 3\frac{1}{2}$ . (Original.)

#### XLVI. *TYPOCERUS* Lec. 1850. (Gr., "impression + horn.")

The members of this genus are more robust than those of *Strangalia*, but have the same tapering form. From the species of *Lepidura* they are distinguished by the large impressed poriferous spaces on the antennæ. These are near the bases of the sixth or seventh and following joints and appear as elliptical or elongate smooth spots. Three species have been taken in the State, while another perhaps occurs.

##### KEY TO INDIANA SPECIES OF *TYPOCERUS*.

- a.* Antennæ black, the sixth and following joints with impressed spaces; thorax bell-shaped, not strongly rounded on the sides.
- b.* Elytra never entirely black, usually banded with yellow.
  - c.* Legs black; elytra black with basal spot and three transverse bands yellow, the two front bands sometimes united at suture.
    - SPARSUS.
    - cc.* Legs reddish-brown; elytra reddish-brown, with four yellow bands, these frequently imperfect or obsolete. 1945. *VELUTINUS*.
    - bb.* Elytra, legs and antennæ entirely black. 1946. *LUGUBRIS*.
  - aa.* Antennæ brown, joints 3-5 longer, sixth without impressions in either sex; thorax strongly punctured, much rounded on the sides before the middle; elytra with four yellow bands more or less confluent.
    - 1947. *SINUATUS*.

*T. sparsus* Lec., length 9-10 mm., is known from Wisconsin, Michigan and Ohio.



1945 (6292). *TYPOCERUS VELUTINUS* Oliv., Ent., IV, 1795, 73.

Elongate, robust, strongly tapering behind the middle. Head, thorax and antennae black; under surface usually black, the ventral segments reddish-brown, often blackish at base. Elytra rather finely and evenly punctured, each puncture bearing a prostrate yellow hair; tips subobliquely truncate, each with two short spines. Length 10-14 mm.

Throughout the State; frequent. June 2-July 21. Occurs on flowers, especially those of wild hydrangea and Jersey Tea. By the elimination of the yellow crossbars the elytra are sometimes almost or wholly reddish-brown.

1946 (6293). *TYPOCERUS LUGUBRIS* Say, Journ. Phil. Acad. Nat. Sci., III, 1824, 419; *ibid.* II, 198.

Elongate, rather slender, tapering behind. Uniform deep black; elytra very rarely with a reddish spot near humerus. Upper surface with prostrate black hairs; under surface with yellowish ones. Tips of elytra sub-emarginate, the outer angle acute. Length 9-11 mm.

Crawford and Posey counties; scarce. June 25-July 7. Occurs with the preceding.

1947 (6296). *TYPOCERUS SEXVATUS* Newm., Entomologist, 1841, 70.

Elongate, rather slender, tapering behind. Black with rather dense yellowish pubescence; elytra with yellow bands, the three basal ones frequently connected near suture, tips black. Thorax convex, suddenly narrowed in front, sides strongly rounded. Tips of elytra subtruncate, not spined. Length 10-13 mm.

Two specimens in Dury collection from northern Indiana. Should occur throughout the State. The bands of the elytra are sometimes reduced to spots near the margins.

#### XLVII. LEPTURA Linn. 1758. (Gr., "slender.")

A genus of large size containing about 70 known North American species. It is separated from *Typocerus* only by the absence of poriferous impressed spaces on the antennae. Sixteen species have been taken in the State, while six others perhaps occur. For convenience, the species, whose range is such as to include Indiana, are arranged in three groups.

##### KEY TO GROUPS OF INDIANA LEPTURA.

- a.* Thorax more or less triangular or bell-shaped, widest at base.
  - b.* Hind angles of thorax prolonged. Group A.
  - bb.* Hind angles not prolonged. Group B.
- aa.* Thorax nearly quadrate, more or less rounded or sub-bell-shaped, usually constricted in front and behind, hind angles not prolonged. Group C.

## GROUP A.

Nine species of this group have been taken, while the range of two others is such that they may be looked for in the State.

## KEY TO SPECIES OF GROUP A.

- a.* Size very large, 28-30 mm.; black with velvety yellow pubescence; elytra red, apex black. 1948. EMARGINATA.
- aa.* Size moderate or small, not over 15 mm.
- b.* Thorax with transverse basal impression present, often deep; elytra usually narrowed behind, often very much so and frequently spotted, striped or banded.
- c.* Thorax with sides not much rounded in front of middle.
- d.* Elytra black or dull brownish-yellow with black tips; abdomen with the third, fourth and base of fifth segments red. PLEBEJA.
- dd.* Elytra with black and red or yellow markings.
- e.* Outer joints of antennæ annulate at base with dull yellow.
- f.* Female reddish-yellow varied with black beneath; male black, elytra with yellow stripes; form more robust. 1949. SUBHAMATA.
- ff.* Blackish; legs and elytra yellowish, the latter with suture, discal stripe and side margins black; form much more slender. 1950. LINEOLA.
- cc.* Antennæ not annulate; black; sides of elytra, metathorax and abdomen red; elytra not narrowed behind, much separated at tips. 1951. CRUENTATA.
- cc.* Thorax convex, with sides much rounded in front of middle and a transverse depression at base; black with dense golden pubescence forming four elytral bands. 1952. NITENS.
- bb.* Thorax without distinct transverse basal impressions; size small; elytra subparallel at sides, not spotted or banded but uniformly dark.
- g.* Elytra margined and usually rounded at tips.
- h.* Black; elytra blue, polished, coarsely and sparsely punctured; antennæ and legs either black or yellow. 1953. CHALYBEA.
- hh.* Black or pievous; head and thorax often reddish.
- i.* Elytra shining, rather coarsely punctured.
- j.* Thorax without impressions; hind angles not prominent; tips of elytra subtruncate. 1954. CAPITATA.
- jj.* Thorax impressed near the hind angles, which are very prominent; tips of elytra rounded. 1955. AMERICANA.
- ii.* Elytra more finely punctured, pubescence fine white; thorax either dull red or yellow. EXIGUA.
- gg.* Elytra not or scarcely margined at tips; dull black, with fine white pubescence; head, legs and first antennal joint sometimes reddish or partly so. 1956. SUBARGENTATA.

1948 (6297). *LEPTURA EMARGINATA* Fab., Ent. Syst., 11, 1775, 311.

Elongate, robust. Color given in key. Antennae feebly serrate. Thorax strongly narrowed from the base, which is broadly but deeply bisinuate; surface sparsely punctured. Elytra widest at base, gradually narrowed behind, truncate and emarginate at tips. Length 27-30 mm.

One specimen in Dury collection from northern Indiana. Taken by him also near Cincinnati. Of it he says: "This fine large species emerges from dead beech timber in June; the holes are perfectly round and some of them one-half inch in diameter. Many come from a single tree, yet it is very difficult to get specimens."

*L. plebeja* Rand., length 13 mm., is a member of the Alleghanian fauna, recorded from Michigan.

1949 (6304). *LEPTURA SUBHAMATA* Rand., Bost. Journ. Nat. Hist., 11, 1838, 44.

Elongate, rather slender. Male, head and thorax black; base of legs and discal elytral stripe (often interrupted) yellow. Female, reddish-yellow, the top of head, a discal spot on thorax, scutellum, sutural and side margins and transverse median elytral band black. Antennae filiform. Thorax as in *emarginata*. Fifth ventral of male broadly truncate-emarginate and bidentate. Length 12-14 mm. (Fig. 450.)

Steuben County; rare. June 16. Taken from flowers of wild hydrangea. A species of northern range.

1950 (6308). *LEPTURA LINEOLA* Say, Bost. Journ. Nat. Hist., 111, 1824, 421; *ibid.*, 11, 190.

Elongate, slender. Black, finely pubescent; legs (except tarsi) and elytra dull yellow, the latter with narrow sutural line, a narrow stripe on disk, and a broad one, sometimes broken into spots on sides, black. Thorax densely and finely punctured, feebly impressed, not sinuate on sides. Elytra with sides subparallel; surface coarsely, deeply and rather closely punctured; tips truncate, subemarginate. Length 8-12 mm.

Southern half of State; frequent. May 17-August 13. Occurs on flowers of various kinds, especially wild rose and Jersey Tea.

1951 (6310). *LEPTURA ORIENTATA* Hald., Trans. Amer. Phil. Soc., N. S., 1847, 64.

Elongate-oblong, slender. Color given in key; femora red, their tips black. Thorax nearly smooth, strongly and gradually narrowed from the base, which is bisinuate, the transverse basal impression deep. Elytra scarcely narrowed behind, coarsely punctured; tips rounded, widely separated and margined, the outer angle subacuminate. Length 9 mm.

Vigo County; rare. June 15. Taken from flowers of the red-osier dogwood (*Cornus stolonifera* Michx.)

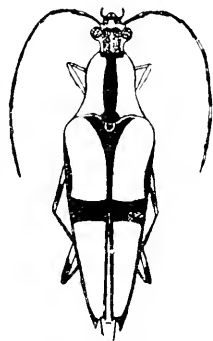


Fig. 450. Female.  $\times 3$ .  
(Original.)

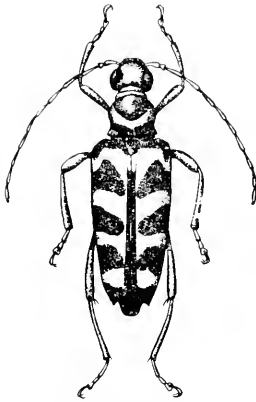


Fig. 451. - 3. (Original.)

1952 (6319). *LEPTURA NITENS* FORST., Nov. Spec. Insa., 1771, 45.

Elongate, robust. Black; body beneath, margins of thorax and four elytral bands densely clothed with golden yellow pubescence; antennae dark reddish-brown; legs pale reddish-yellow. Thorax convex, with transverse impressed lines before and behind. Elytral bands broader at the suture, the basal one curving outward and forward to enclose the humerus; tips of elytra obliquely truncate and submarginate. Length 10-13 mm. (Fig. 451.)

Lake and Marshall counties; scarce. June 11-June 15. Beaten from foliage of oak. Listed as *L. zebra* Oliv.

1953 (6311). *LEPTURA CHALYBEEA* Hald., Trans. Amer. Phil. Soc., X, 1847, 60.

Elongate, rather slender. Black; elytra steel blue, shining. Thorax subquadrate, convex, not much broader at base than apex; hind angles small; surface finely punctured. Elytra parallel, rather coarsely and sparsely punctured; tips rounded, not widely separated. Length 6-7 mm.

Posey County; rare. June 25. Ranges from New York and Pennsylvania to Iowa.

1954 (6312). *LEPTURA CAPITATA* NEWM., Entomologist, 1841, 71.

Elongate, slender, parallel. Black; head and thorax red. Thorax convex; sides rounded, narrowed in front, hind angles small; surface finely and rather sparsely punctate. Elytra much more coarsely and sparsely punctured, the tips subtruncate. Length 6.5-9 mm.

Lawrence and Posey counties; scarce. April 26-July 10. Taken from flowers of wild plum.

1955 (6313). *LEPTURA AMERICANA* Hald., Trans. Amer. Phil. Soc., X, 1847, 63.

Form of *capitata*. Black; head and thorax red, with fulvous hair. Thorax convex, strongly widened behind the middle, finely and sparsely punctate. Elytra parallel, densely not coarsely punctured. Length 8-9 mm.

Recorded by Leng from Indiana, Ohio and southward; also by Dury from Cincinnati.

*L. crigna* Newm., black, legs in part pale, thorax sometimes yellow with a black discal spot, length 5.5-7 mm., is a member of the Alleghanian fauna recorded from northern Illinois.

1956 (6316). *LEPTURA SUBARGENTATA* Kirby, Faun. Bor. Amer., IV, 1837, 181.

Elongate, slender, parallel. Color given in key. Thorax bell-shaped, more elongate and slender than in *capitata*, its surface densely, rather finely punctate. Elytra more coarsely and sparsely punctate, the tips rounded. Length 6-7.5 mm.

Marion and Crawford counties; scarce. June 1-June 8. Our

form is var. *ruficeps* Lec., having the head red, or partly so, the front legs and base of middle and hind thighs reddish yellow.

## GROUP B.

In this group the species are usually of larger size with the hind angles of thorax not prolonged; the antennae with joints one to four and half of the fifth, punctured, the remainder covered with very fine, dense silky hairs. Four species have been taken in the State, while another may occur.

## KEY TO SPECIES OF GROUP B.

- a.* Antennae annulate with yellow (except in male of *canadensis*).  
*b.* Tips of elytra truncate and dentate.  
*c.* Elytra deeply truncate-emarginate at tips; antennae of male serrate; black, elytra more or less red. 1957. CANADENSIS.  
*cc.* Elytra truncate at tips, those of male sometimes feebly emarginate; black, elytra reddish; abdomen red, male, black, female. 1958. RUBRICA.  
*bb.* Tips of elytra nearly rounded, widely separated; black, elytra with reddish or yellowish submarginal stripe, rarely wholly dull yellow or wholly black. VAGANS.  
*aa.* Antennae not annulate.  
*d.* Black; elytra dull yellow except at tips, which are truncate and rather broadly and obliquely marked with black. 1959. PROXIMA.  
*dd.* Black; elytra black, each with four triangular yellowish spots, their tips scarcely truncate. 1960. OCTONOTATA.

1957 (6332). LEPTURA CANADENSIS Oliv., Ent. IV, 1775, 73.

Elongate, rather slender, elytra tapering behind. Black; elytra usually with a large basal reddish spot, which rarely (var. *erythroptera*) extends over the whole surface. Antennae with 11th joint distinctly divided; unicolorous, male; joints 3 to 9 yellow at base, female. Thorax elongate, narrowed in front, deeply constricted behind; surface, as well as that of elytra, coarsely and closely punctured. Length 13-17 mm. (Fig. 452.)

Several in Dary collection from LaPorte County, taken by G. M. Levette. Probably to be found throughout the northern third of the State. Occurs about pine and hemlock.

1958 (6333). LEPTURA RUBRICA Say, Journ. Phil. Acad. Nat. Sci., III, 1824, 418; *ibid.* II, 197.

Elongate, robust. Color given in key; under surface rather densely clothed with fine yellow pubescence. Antennae with 11th joint scarcely di-

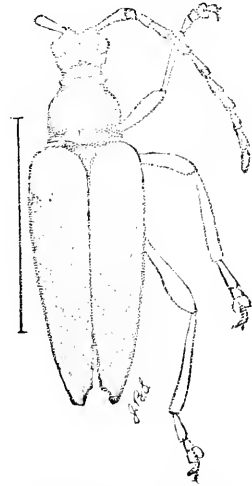


Fig. 452. (After Smith in Fifth Rep. U. S. Ent. Comm.)

vided, joints 1 to 5 in both sexes black, remainder annulate at base with yellow. Thorax short, convex, bell-shaped, constricted behind; surface coarsely and densely punctured. Elytra tapering from the base, coarsely and somewhat sparsely punctured, more finely toward tips, which are separated. Length 10-16 mm.

Throughout the State; scarce. June 11-July 4. Occurs in the sand dune region of Lake and Porter counties on the blossoms of the prickly pear cactus, *Opuntia rafinesquii* Engelm.; elsewhere on foliage of oak and wild grape.

*L. vagans* Oliv., length 9-12 mm., occurs throughout the eastern United States.

1959 (6340). LEPTURA PROXIMA Say, Journ. Phil. Acad. Nat. Sci., III, 1824, 420; *ibid.* II, 198.

Elongate, robust. Color given in key; surface sparsely pubescent with short, yellowish hairs, those on thorax longer and erect. Thorax rounded or subglobose, constricted before and behind; disk with a broad and shallow median channel, rather coarsely and densely punctured. Elytra rather densely, not coarsely punctured, their tips truncate and subemarginate. Length 14-15 mm.

Marion and Posey counties; scarce. June 6-July 1. Occurs on foliage of maple and on flowers.

1960 (6351). LEPTURA OCTONOTATA Say, Journ. Phil. Acad. Nat. Sci., III, 1824, 419; *ibid.* II, 197.

Elongate, rather robust. Color given in key; hind tarsi and base of hind femora pale. Body pubescent with long, whitish, suberect hairs. Thorax subcylindrical, feebly rounded on the sides, rather finely and densely punctured. Length 10-12 mm.

Putnam County; rare. June 5. Two specimens in Dury collection taken by Levette in northern Indiana. The spots of elytra are equidistant, the front one on base.

#### GROUP C.

To this group belong medium-sized or small species in which the elytra are nearly parallel and the thorax as described in key. Six species are ascribed to the group, three of which have been taken, while the others probably occur within the State.

#### KEY TO SPECIES OF GROUP C.

- a. Thorax much, often suddenly, narrowed in front; elytra parallel from near base to tip.
- b. Thorax feebly or not constricted but with an impressed line at base; elytra protuberant at base.
- c. Head prolonged behind the eyes; black, shining; elytra each with a yellow stripe, rarely wholly black. 1961. VITTATA.

- cc. Head not prolonged; black, without markings. 1962. PUBERA.
- bb. Thorax deeply constricted at base, the sides strongly rounded; elytra not profuberant.
- d. Thorax not densely punctured or clothed with yellow pubescence.
- c. Black; legs more or less yellow; thorax sometimes (var. *ruficollis* Say) red, nearly smooth except at base. SPHERICOLLIS.
- cc. Black or piceous; elytra brown, each with side margin and a long, narrow stripe on disk dull yellow; thorax sparsely and finely punctured, more coarsely at base. 1963. VIBEX.
- dd. Thorax densely punctured and clothed with yellowish pubescence; dull yellow, the elytra with black stripes. AURATA.
- aa. Thorax quadrate, hardly narrowed in front and not constricted behind; elytra feebly narrowed from the base; black, the elytra sometimes dull yellow or with the tip alone dark. MUTABILIS.

1961 (6353). LEPTURA VITTATA Oliv., Encyc. Meth., VII, 523.

Elongate, slender. Black; elytra usually with a yellow stripe, broader at base, extending to beyond middle; rarely wholly black or dull yellow. Head densely punctured and with a distinct neck. Thorax elongate, sub-cylindrical; surface, as well as that of elytra, sparsely and rather coarsely punctured. Elytra wider on basal third, the sides thence parallel to tips, which are subtruncate. Length 10-13 mm.

Throughout the State; frequent. May 25-June 28. Occurs on foliage of Virginia Creeper and other shrubs.

1962 (6354). LEPTURA PUBERA Say, Journ. Phil. Acad. Nat. Sci., V, 1826, 279; *ibid.* 11, 336.

Elongate, slender. Black, feebly shining. Head densely punctured, neck short. Thorax bell-shaped, base bisinuate, surface densely and rather coarsely punctured with a smooth median line and with numerous erect black hairs. Elytra sparsely and coarsely punctured, the tips truncate and feebly emarginate. Length 9-10 mm.

Kosciusko and Starke counties; scarce. June 5-July 1. Occurs on the flowers of meadow-sweet (*Spiraea*). The base of thorax is more deeply bisinuate and not at all constricted in *pubera*, whereas in *vittata* the constriction is evident though feeble.

*L. sphericollis* Say, length 7-8 mm., is known from Ohio, Kentucky and Michigan; *L. aurata* Horn, length 9 mm., and *L. mutabilis* Newm., length 8-15 mm., have both been recorded from Cincinnati; the latter also from Michigan.

1963 (6356). LEPTURA VIBEX Newm., Entomologist, 1811, 72.

Elongate, slender, parallel. Head and under surface black; thorax reddish; elytra as mentioned in key; front of head and legs, except tips of femora, dull yellow. Antennae with tips of joints reddish-yellow. Thorax convex, deeply constricted before and behind. Elytra rather coarsely, not densely punctured, the tips rounded. Length 7-10 mm.

Posey County; scarce. June 11. Occurs throughout the eastern United States.

## Subfamily III. LAMIINÆ.

The members of this subfamily are very numerous and vary greatly in size, color and general appearance. The three characters in which almost all agree are the small, oblique groove of the outer side of the front tibia, the lack of side margins of the thorax and the cylindrical pointed or spindle-shaped terminal joint of the palpi. In the tribe *Melthini* alone the tarsal grooves are absent. In addition the front of the head is vertical, so that, viewed from above, the face cannot be seen and is usually large and flat; front coxæ rounded, never transverse, the cavities rarely open behind; ventral segments always five. The tarsal claws are either "divaricate," i. e., extending in a plane at right angles to the length of the last tarsal joint, or "divergent," not in the same plane but forming an angle. The "cicatrix" is a sort of scar seen near the tip of the scape or first antennal joint in certain genera.

The species generally remain stationary by day upon the trunks and branches of trees, and often escape detection by the resemblance which they bear, in the hues and sculpture of their bodies, to the color and inequalities of the bark on which they repose. Their colors are, therefore, as a general rule less vivid than those of the Cerambycinæ, the prevailing tints being brown and gray.

The larvæ resemble those of the Cerambycinæ in being of a nearly cylindrical form, but a little tapering behind, and considerably swollen at the front extremity, with a small head, which is retractile within the enlarged front segment. These larvæ differ, however, from those of nearly all other Longicorns in being wholly destitute of legs.

The principal literature relating to the North American forms of the subfamily, aside from the general works on the family already cited, are as follows:

*Horn.*—"Notes on some Genera of the Cerambycidae of the United States," *in* Trans. Amer. Ent. Soc., VII, 1878, 41-50.

*Horn.*—"Notes on some Genera of Cerambycidae with Descriptions of New Species," *in* Trans. Amer. Ent. Soc., VIII, 1880, 115-138.

*Horn.*—"Descriptions of some New Cerambycidae with Notes," *in* Trans. Amer. Ent. Soc., XII, 1885, 173-197.

*Leug, Chas. W. & Hamilton, John.*—"The Lamiinæ of North America," *in* Trans. Amer. Ent. Soc., XXIII, 1896, 101-178.

*Fell, E. P. & Joutel, L. H.*—"Monograph of the Genus *Saperda*," *in* Bull. 74, N. Y. State Mus., 1904, 1-86, pls. 1-14.



*Fall, H. C.* - "New Species of *Pogonocherus* with Synoptic Table," *in Ent. News*, XXI, 1910, 5-9.

The subfamily is divided by LeConte and Horn into 16 tribes, eight of which are known to be represented in Indiana, while members of two others may occur.

KEY TO INDIANA TRIBES OF LAMINÆ.

- a.* Elytra entire; front tibiae sulcate.  
*b.* Elytra with a spine or protuberance near the scutellum; size small, not over 6 mm.  
*c.* Humeri rounded; elytra convex with large spine near the scutellum; front coxal cavities rounded.  
 Tribe I. CYRTININI, p. 1062.  
*cc.* Humeri distinct; elytra less convex with oval protuberance near scutellum; front coxal cavities angulated.  
 Tribe II. PSEXOCERINI, p. 1062.  
*bb.* Elytra not spinose or protuberant at base; size usually larger or moderate (over 6 mm. except in some *Liopus* of Tribe IV).  
*d.* Scape of antennae with an apical cicatrix (except in *Dorcascema*); body elongate, subcylindrical; mostly large species with antennae sometimes greatly elongate in male.  
 Tribe III. MONOLAMMINI, p. 1063.  
*dd.* Scape of antennae without apical cicatrix.  
*e.* Tarsal claws (at least those on front tibiae) divaricate.  
*f.* Front coxal cavities rounded; middle coxal cavities closed or nearly so; body usually broad; antennae usually very long in males.  
 Tribe IV. ACANTHOCERINI, p. 1069.  
*ff.* Front coxal cavities angulate; middle cavities open.  
*g.* Tarsal claws simple (except the outer one of front and middle tarsi in some males of *Saperda*).  
*h.* Smaller, somewhat flattened species; thorax with a spine or tubercle on sides.  
 Tribe V. POGONOCERINI, p. 1080.  
*hh.* Larger cylindrical species; thorax never armed with spine or tubercle.  
 Tribe VIII. SAPERDINI, p. 1084.  
*gg.* Tarsal claws cleft or appendiculate.  
 Tribe IX. PHYTOCINI, p. 1089.  
*cc.* Tarsal claws divergent.  
*i.* Front large, flat; front coxae angulated.  
 Tribe VI. ONCERINI, p. 1083.  
*ii.* Front inflexed; form very slender and elongate.  
 Tribe VII. HIPPOCINI, p. 1083.  
*aa.* Elytra about half the length of abdomen; front tibiae not sulcate; front coxal cavities angulated, widely open behind; eyes very large, divided.  
 Tribe X. METHINI, p. 1095.

## Tribe I. CYRTININI.

This tribe is represented in the eastern United States by a single genus containing one species, which is the smallest member of the subfamily:

XLIX. *CYRTINUS* Lec. 1859. (Gr., "convex.")

Head broad; eyes small, divided, coarsely granulated; antennæ a little longer than body, scape slender without apical cecatrix; the joints each with one or two hairs near tip; legs stout, femora strongly club-shaped.

1964 (6383). *CYRTINUS PYGMEUS* Hald., Trans. Amer. Phil. Soc., X, 1847, 42.

Elongate, subcylindrical. Dark brown; antennal joints annulate with yellow; elytra with a transverse blotch of white pubescence before the middle. Thorax subcylindrical, constricted at base, very convex, smooth. Elytra convex, wider behind, nearly smooth, each with a large acute spine near the scutellum. Length 2-3 mm.

Posey County; rare. June 5. Occurs on dead branches of oak and is probably frequent throughout the State, but overlooked on account of its small size.

## Tribe II. PSENO CERINI.

Also represented by a single genus and very small species occurring from the Atlantic States to Nebraska.

L. *PSENO CERUS* Lec. 1850. (Gr., "cynips : horn.")

In addition to characters given in key this genus may be known by having the antennæ shorter than body, scape rather stout, without cecatrix; third and fourth joints equal, longer than the others; tarsi wider than in *Cyrtinus*, the last joint rather long; claws widely diverging, not divaricate.

1965 (6384). *PSENO CERUS SUPERNOTATUS* Say, Journ. Phil. Acad. Nat. Sci. II, 1824, 425; *ibid.* II, 200.



Fig. 153. - 2.  
(After Wickham.)

Elongate, cylindrical. Dark reddish-brown or blackish, densely and rather coarsely punctured; scutellum, a narrow oblique band about the middle and a wider curved band, not reaching suture, on apical third, clothed or composed of white pubescence. Thorax cylindrical, convex, constricted at base. Elytra cylindrical, each with an oval obtuse elevation near the scutellum. Length 3-6 mm. (Fig. 153.)

Throughout the State; common. April 23-July 29. The larvæ dwell in the stems of grape, currant, gooseberry

and sometimes in twigs of apple. The adult is called the "currant tip borer" and is often beaten from the flowers or foliage of the various species of red-haw (*Crataegus*) and other shrubs.

## Tribe III. MONOHAMMINI.

In this group of genera the front is large, vertical, quadrate, flat; eyes somewhat finely granulate, emarginate; antennae longer than body, very long in male, except in *Goes* and *Cacoplia*, scape rather stout; elytra narrowed behind or cylindrical; front coxal cavities angulated. Five of the seven genera comprising the tribe are known to be represented in the State, while a sixth probably occurs.

## KEY TO INDIANA GENERA OF MONOHAMMINI.

- a.* Legs long, the front pair elongate in male; antennae much longer than body.
- b.* Thorax with spines on the sides. LI. MONOHAMMUS.
- bb.* Thorax cylindrical without spines.
- c.* Elytra rounded at tip; black or grayish-brown. LII. DORCASCHEMA.
- cc.* Elytra pointed at tip; color uniform ash gray. LIII. HETREMIS.
- aa.* Legs equal, not elongate.
- d.* Scape of antennae with a distinctly limited cicatrix.
- c.* Thorax cylindrical; color gray. CACOPLIA.
- cc.* Thorax with a spine each side; color brown or gray. LIV. GOES.
- dd.* Scape of antennae with the cicatrix not sharply defined; thorax with a strong lateral spine; color black and white. LV. PLECTRODERA.

LI. MONOHAMMUS Serv. 1835. (Gr., "one + band or fetter.")

Here belong large species with long legs, which occur upon pine. The antennae of the males are very long, quite roughly punctured and without pubescence; those of females shorter, very much smoother and clothed with a fine ash-colored pubescence on the basal half of each joint from the third; except in *confusor*, in which the whole of each joint is pubescent; thorax with a robust spine each side. Two species and one variety have been taken in the State, while another may occur.

## KEY TO INDIANA SPECIES OF MONOHAMMUS.

- a.* Tips of elytra rounded, the sutural angle acute or projecting as a short spine.
- b.* Larger, 20-32 mm.; elytra darker; antennae of male longer.

1906. TITHLATOR.

*bb.* Smaller, 13-18 mm.; elytra paler; antennæ of male not more than twice the length of body. 1966a. var. CAROLINENSIS.

*aa.* Tips of elytra rounded, the sutural angle not prolonged, usually very obtuse.

*c.* Surface color black, distinctly bronzed, the elytra with very small or no patches of white and brown pubescence.

1967. SCUTELLATUS.

*cc.* Surface color brown; elytra sparsely mottled with small patches of gray and brown pubescence; antennæ of female uniformly pubescent. CONFUSOR.

1966 (6385). MONOLAMMUS TITILLATOR Fab., Syst. Ent., 1775, 279.

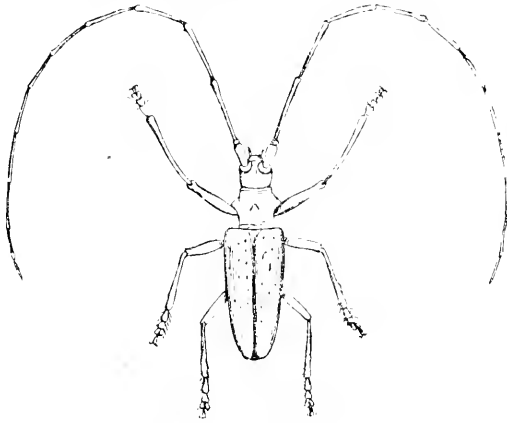


Fig. 454. Male. Natural size. (After Harris.)

Elongate, robust, subcylindrical. Brownish, the elytra irregularly mottled with patches of brown, piceous and gray or white pubescence. Antennæ of male sometimes four and a half times, those of female never more than one and a half times, the length of body. Punctuation of thorax variable from very sparse to dense. Length 20-30 mm. (Fig. 454.)

Marion County; scarce. July 2-July 28. Probably introduced in pine lumber.

1966a (—). MONOLAMMUS TITILLATOR CAROLINENSIS Oliv., Entom., IV, 1795, 85.

Form of *titillator* but smaller and more cylindrical. Color much paler, the pubescence ash gray variegated with brown, the piceous spots of *titillator* almost wholly absent. Thorax coarsely and roughly punctured on center of disk; finely, transversely wrinkled near base and apex. Elytra coarsely and rather closely punctured on basal half, more finely and sparsely toward tips, which in both sexes are rounded, the sutural angle evident but obtuse. Length 13-18 mm.

Lake and Porter counties; scarce. May 25-June 29. Occurs on the Northern scrub pine, *Pinus banksiana* Lam. Usually considered a synonym of *titillator*, but in my opinion a distinct variety. It is the same as LeConte's *minor*.

1967 (63871). *MONOILHAMMUS SCUTELLATUS* Say, Long's Exped., II, 1821, 289; *ibid.* I, 192.

Elongate, subcylindrical; color given in key; scutellum clothed with white pubescence, its median line often smooth. Antennae of male twice as long as body; of female, one-fourth longer than body, and sometimes annulate. Thorax transversely wrinkled, especially so near front and hind margins. Elytra coarsely and rugosely punctured, more so in male. Length 15-28 mm. (Fig. 455.)

Lake and Porter counties; frequent beneath bark of pine. June 15-July 3.

*M. confusor* Kirby, length 28-31 mm., occurs in "Canada, New England and the Middle States."

III. *DORCASCHEMA* Lee, 1850. (Gr., "a deer: form.")

This genus comprises three medium or small-sized species, differing from their allies by the lack of cicatrix on basal joint of antennae, the smooth sides of thorax and the rounded tips of elytra. All three occur in the State.

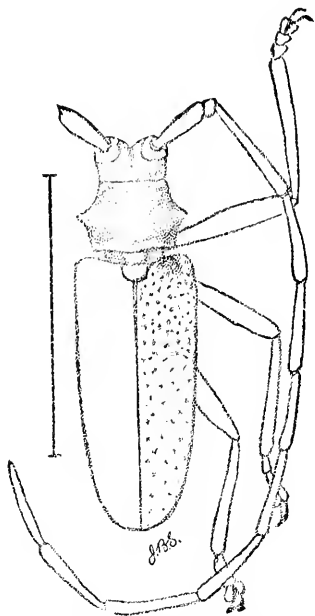


Fig. 455. (After Smith in Fifth Rep. U. S. Ent. Comm.)

KEY TO SPECIES OF *DORCASCHEMA*.

- a. Thorax truly cylindrical, longer than wide; brown with grayish pubescence.
- b. Thorax transversely wrinkled, indistinctly punctured; larger, 15-22 mm. 1968. *WILDII*.
- bb. Thorax not wrinkled; puncturation distinct; smaller, 8-12 mm. 1969. *ALTERNATUM*.
- aa. Thorax slightly narrowed behind the middle, nearly as wide as long; color black. 1970. *NIGRUM*.

1968 (63941). *DORCASCHEMA WILDII* Uhler, Proc. Phil. Acad. Nat. Sci., VII, 1875, 217.

Elongate, slender, subcylindrical. Brown, densely clothed on disk of thorax and elytra with yellowish-gray pubescence, this bordered on sides with light gray pubescence; elytra with numerous small, rounded, bare spots and a large, irregular one behind the middle; often also with a stripe of clay yellow pubescence on sides, extending from middle to apex. Thorax with median line smooth and with numerous fine transverse raised lines or wrinkles. Length 15-22 mm.

Marion and Fountain counties; scarce. June 3-June 17. This and the next breed in mulberry and osage-orange and the adults are usually found on the trunks or foliage of those trees.

1969 (6392). *DORCASCHEMA ALTERNATUM* Say, *Journ. Phil. Acad. Nat. Sci.*, III, 1823, 105; *ibid.* II, 188.

Elongate, slender, cylindrical. Brown, sparsely clothed with prostrate gray pubescence; thorax with four narrow stripes of clay yellow pubescence; elytra each with three rows of irregular spots of similar pubescence, those of middle row the larger. Thorax sparsely and finely punctured, with an elongate median smooth space. Elytra more coarsely punctured; each with an irregular bare space behind the middle, this densely and confluent punctured. Length 8-12 mm.

Southern two-thirds of State; frequent. May 24-July 7.

1970 (6393). *DORCASCHEMA NIGRUM* Say, *Journ. Phil. Acad. Nat. Sci.*, V, 1827, 272; *ibid.* II, 330.

Elongate, slender, cylindrical. Uniform dull black. Head with a narrow raised line. Thorax finely granulate-rugose. Elytra minutely granulate, sparsely, rather finely and deeply punctate. Length 8-10 mm.

Throughout the State; frequent. June 5-July 8. Breeds in hickory, in the dead twigs of which it occurs in numbers.

### LIII. *HETGEMIS* Hald. 1847. (Gr., "in sight" or "at hand.")

Differs from the preceding by having the elytra narrowed and pointed at tip. The antennæ are slender, tapering, double the length of the body, the third joint longest, twice the length of fourth, fifth slightly longer than fourth. One species is known from the eastern United States.

1971 (6394). *HETGEMIS CINEREA* Oliv., *Ent.*, IV, 1795, 68.

Elongate, slender, cylindrical. Black, densely clothed with short, grayish, prostrate pubescence. Antennæ naked, black. Thorax cylindrical, slightly longer than wide, narrower than elytra, the middle third with a smooth dorsal line. Elytra rather densely and coarsely punctured, the punctures hidden by the dense pubescence. Length 8-12 mm.

Throughout the State; frequent. May 16-July 7. Breeds in walnut, mulberry, osage orange and hickory, about the dead limbs of which it may be found.

*Cacoplia pullata* Hald. clothed with soft gray pubescence, length 10-16 mm., is known from New York, Pennsylvania, Ohio and southward.

### LIV. *Goes* Lec. 1852. (Gr., "magical.")

Robust species, having the legs rather short and subequal in size; scape of antennæ with a distinct scar-like impression near apex; thorax cylindrical with

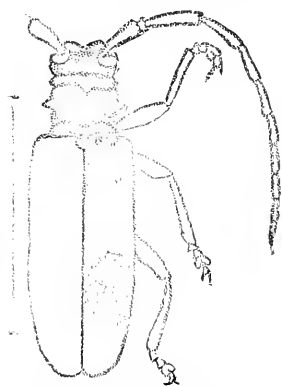


FIG. 456. *Goes pulchra* Hald. (After Smith in Fifth Rep. U. S. Ent. Comm.)

a short, obtuse spine each side. (Fig. 456.) Four of the six species are known from the State, and the others probably occur.

## KEY TO SPECIES OF GOES.

- a.* Surface color of body brownish; antennae of male not more than one and a fourth times the length of body.
- b.* Elytra each with a conspicuous space on apical half, which is not pubescent.
- c.* Size larger, 22 or more mm.
- d.* Pubescence of surface white. 1972. *TIGRINA*.
- dd.* Pubescence clay-yellow, the basal region of elytra darker, less pubescent. (Fig. 456.) *PULCHRA*.
- cc.* Smaller, not over 15 mm.; pubescence marbled with whitish and dark clay-yellow. 1973. *DEBILIS*.
- bb.* Elytra without conspicuous bare space on apical half.
- c.* Pubescence clay-yellow or pale brown, inconspicuously mottled with paler spots. 1974. *TESSELLATA*.
- cc.* Pubescence grayish or almost white, uniform; elytra usually with two crossbars of darker pubescence. 1975. *PULVERULENTA*.
- aa.* Surface color of body black, shining; antennae of male twice as long as body; elytra coarsely punctured. *OCULATA*.

1972 (6396). GOES *TIGRINA* DeGeer, Ins., V, 1775, 113.

Elongate, robust, subcylindrical. Dark brown, rather densely clothed with prostrate white pubescence. Thorax short, wider than long; disk with three obtuse tubercles, sides with a much longer one. Elytra finely and sparsely punctate, the basal third roughened with small, black, elevated points. Length 25-30 mm.

One specimen in Webster collection labelled "Ind." Ranges from Pennsylvania and Canada westward and southward.

*G. pulchra* Hald (Fig. 456), length 23 mm., breeds in hickory and is known from the Eastern and Southern States and Ohio.

1973 (6398). GOES *DEBILIS* Lec., Journ. Phil. Acad. Nat. Sci., II, 1852, 150.

Elongate, rather robust, subcylindrical. Brown; head, thorax and apical third of elytra clothed with reddish-yellow or fulvous pubescence; basal half of elytra mottled with grayish pubescence. Thorax cylindrical, wider than long, coarsely and sparsely punctured. Elytra sparsely and rather coarsely punctured on basal half, more finely toward tips, which are rounded. Length 11-15 mm. (Fig. 457.)

Lake, Steuben, Starke and Marshall counties; frequent. June 13-July 5. Beaten from hickory and black or yellow-barked oak, *Quercus velutina* Lam.

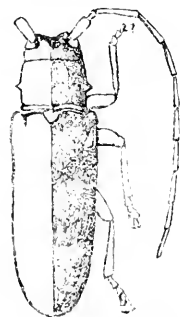


Fig. 457. (After Smith in Fifth Rep. U. S. Ent. Comm.)

1974 (6399). *GOES TESSELATEDA* Hald., Trans. Amer. Phil. Soc., X, 1847, 51.

Elongate, robust, subcylindrical. Dull brown; everywhere clothed with very short, prostrate, brownish hairs; elytra with small spots of yellowish hairs arranged in irregular rows. Thorax finely punctured and more slenderly spined than in *debilis*. Elytra punctured as in that species. Length 20 mm.

Marshall County; rare. June 12. Known from New York, Georgia and Louisiana.

1975 (6400). *GOES PUVERULENTA* Hald., Trans. Amer. Phil. Soc., X, 1847, 51.

Form of *tesseolata*. Brown; uniformly clothed with short, prostrate, whitish hair; elytra indistinctly cross-banded at base and again behind the middle with darker pale brown pubescence; scutellum sometimes clay-yellow. Thorax and elytra punctured as in *tesseolata*. Length 19-23 mm.

Lake, Marshall, Madison and Marion counties; scarce. June 10-July 15. Beaten from foliage of black oak. Said to breed in beech and wild cherry.

*G. oculata* Lee., pubescence whitish, elytra each with a small black spot one-third from apex, length 10-11 mm., is known from New York, Ohio and Wisconsin.

#### LV. PLECTRODERA Lee, 1852. (Gr., "spur-neck.")

Body stouter than in *Goes*, with stronger thoracic spines; lower margin of head behind the mentum straight, not rounded as there; antennae of males but little longer than body. One species occurs in the eastern United States.

1976 (6402). *PLECTRODERA SCALATOR* Fab., Syst. Ent., II, 1775, 278.

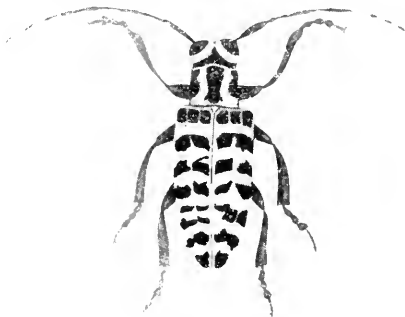


Fig. 458. Natural size. (After LeConte.)

Elongate subcylindrical, very robust. Black, shining; elytra with conspicuous, dense white pubescence arranged in irregular transverse rows. Thorax with similar pubescence arranged so as to leave a large dorsal spot and a space around the base of spines bare. Legs and antennae sparsely

clothed with fine grayish pubescence. Elytra very finely and sparsely punctate. Length 25-32 mm. (Fig. 458.)

Lake and Porter counties; scarce. August 6-September 19. Occurs in the sand dune region, where it probably breeds in the



quaking aspen and cotton-wood (*Populus*), both of which are fairly common in that area. One of the largest and most striking members of the family in our fauna.

#### Tribe IV. ACANTHODERINI.

Small or medium-sized, rather broad and usually somewhat flattened species, having the front large, quadrate, vertical; palpi slender; elytra rounded or truncate at tip; front coxal cavities rounded, closed behind; legs moderate, femora usually strongly club-shaped, middle tibiae with a tubercle on the outer margin; tarsal claws divaricate. The color is dull, usually black marked with gray, and the beetles are found on the trunks or limbs of trees. Of the 13 genera composing the tribe, eight are known to be represented in the State, while another probably occurs.

#### KEY TO INDIANA GENERA OF ACANTHODERINI.

- a.* Basal joint of antennæ club-shaped; thorax with dorsal tubercles and large acute spine near the middle of each side. LVI. ACANTHODERUS.
- aa.* Basal joint of antennæ cylindrical; spine on side of thorax, if present, behind the middle.
- b.* Females without elongated ovipositor.
- c.* Thorax feebly tuberculate or angulate at the sides a little behind the middle; mesosternum broad. LVII. LEPROSTYLUS.
- cc.* Thorax distinctly angulate, or more frequently with an acute tubercle or short spine behind the middle; mesosternum triangular or narrow.
- d.* Antennæ without traces of fringed hairs beneath; first joint of hind tarsi as long as the next two.
- c.* Form somewhat flattened; prosternum narrow but not linear; body without erect hairs. LVIII. LIOPUS.
- cc.* Form cylindrical; prosternum linear; elytra with erect hairs. LIX. DECTES.
- dd.* Antennæ distinctly fringed beneath with hairs; first joint of hind tarsi as long as the next three.
- f.* Elytra without a carina on each side, usually with transverse angulated markings. LX. LEPTURUS.
- ff.* Elytra each with a distinct carina on the side, their surface marked with numerous small black spots. LXI. HYPERPLATUS.
- bb.* Females with elongated ovipositor.
- g.* Body above with erect hairs mixed with the pubescence.
- b.* Antennæ not much longer than the body and without fringed hairs beneath except feebly on the first joint; mesosternum broad. LXII. GRAPHISUS.

*hh.* Antennæ of male twice as long as body and very slender, with fringed hairs beneath; mesosternum narrow.

LXIII. CERATOGRAPHUS.

*gg.* Body above pubescent without intermixed erect hairs; antennæ very long, with at least joints 3 and 4 densely fringed with short hairs beneath.

ACANTHOCINUS.

LVI. ACANTHODERES Serv. 1835. (Gr., "spine + neck.")

Medium-sized rather robust and somewhat flattened species, having the antennæ not or very slightly longer than body, the first joint shaped like an Indian club; thorax tuberculate above and on sides; femora much swollen towards the tips. The front tarsi of male are broader than in female and fringed at the sides with rather long hair. Two of the five known species have been taken in the State, while a third may occur.

KEY TO INDIANA SPECIES OF ACANTHODERES.

- a.* Elytra each with a rather broad, oblique crossbar of white in front of middle and with a feeble costa on middle third near suture. 1977. QUADRIGIBBUS.
- aa.* Elytra without distinct whitish crossbar or costa, but each with an indistinct M-shaped black mark behind the middle.
- b.* Base of elytra with an oblong, obtuse raised space at middle; smaller. 11-12 mm. 1978. DECIPIENS.
- bb.* Base of elytra regularly convex without raised space; larger, 20 mm. MORRISII.

1977 (6404). ACANTHODERES QUADRIGIBBUS Say, Bost. Journ. Nat. Hist., I, 1835, 495; *ibid.*, II, 665.

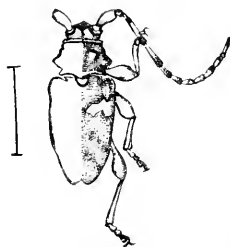


Fig. 459. (After Smith in Fifth Rep. U. S. Ent. Comm.)

Elongate-oblong, rather robust. Dark brown, rather thickly clothed with yellowish-brown prostrate pubescence; elytra each with a large undulated white crossbar near middle and a row of small alternate brown and white spots along the suture; antennæ annulate with gray. Thorax wider than long; surface, as well as that of elytra, rather finely, deeply and sparsely punctured. Elytra each with two elevations near base. Length 10-13 mm. (Fig. 459.)

(Clark and Posey counties; scarce. July 5-July 22. The larva live in oak, hickory, beech and hackberry.)

1978 (6406). ACANTHODERES DECIPIENS Hald., Trans. Amer. Phil. Soc., X, 1847, 45.

More slender than the preceding. Dark brown, densely clothed with short, prostrate, yellowish and gray pubescence in about equal proportions, the gray on elytra in three obscure, oblique, subparallel bands. Thorax

and elytra each with punctures and elevations as in *quadrigibbus*, from which it is separated mainly by characters given in key. Length 10-13 mm.

Crawford and Posey counties; scarce. July 2-July 5. Occurs on the trunks of white oak trees.

*A. morrisoni* Uhler is known from Missouri, Pennsylvania and Canada.

LVII. LEPTOSTYLUS Lee, 1852. (Gr., "slender-point.")

Oblong, rather robust species, closely related to the next, but differing by having a very obtuse tubercle on the side of thorax a little behind the middle; prosternum broad and channeled; mesosternum broader than long, more or less emarginate at tip and slightly dilated behind the coxae; antennae less slender and shorter than in *Liopus*, the outer joints becoming rapidly shorter than the third and fourth; first joint of hind tarsi not longer, if as long, as the next two. Four species have been taken in Indiana, while three others may occur.

KEY TO INDIANA SPECIES OF LEPTOSTYLUS.

- a. Elytra without small elevations bearing short black scale-like hairs.
  - b. Elytra slightly truncate at tip; prosternum as wide between the coxae as the width of a coxal cavity. 1979. MACULA.
  - bb. Tips of elytra separately rounded; prosternum narrower than a coxal cavity; thorax rather densely punctured on flanks as well as disk. COLLARIS.
- aa. Elytra with small tubercular elevations, each bearing on its summit short, black, scale-like hairs.
  - c. Thorax densely punctured; elytra with densely placed coarse, deep punctures. 1980. SEXGUTTATUS.
  - cc. Thorax not densely punctured; elytral punctures not closely placed, often inconspicuous or concealed; legs not hairy.
  - d. Surface of thorax even, not tuberculate, regularly punctured.
    - c. Elytra very indistinctly punctured, especially at apex, the disk with an angulate white band behind the middle, the tips feebly and obliquely truncate. BUSTUS.
    - cc. Elytra distinctly punctured over the entire surface, the tips slightly prolonged, not obliquely truncate. 1981. PARVUS.
  - dd. Surface of thorax more or less tuberculate, the punctures irregularly placed and rugose.
    - f. Antennae in both sexes longer than body; elytra feebly or not roughened with acute tubercles. PLANDORSUS.
    - ff. Antennae scarcely longer than body, even in male, the third joint distinctly longer than fourth; elytra with acute tubercles or ridges. 1982. ACULIFERUS.

1979 (6423). *LEPTOSTYLUS MACULA* Say, Journ. Phil. Acad. Nat. Sci., V, 1826, 268; *ibid.* II, 327.

Oblong, convex, robust. Brownish; thorax with whitish pubescence forming a broad stripe each side, banded within by a narrow blackish stripe which is formed by a row of elongate bare tubercles; the central area brownish. Elytra each with a broad, irregular white blotch behind the middle and with six lines of minute black spots. Thorax deeply and densely, elytra more sparsely punctate. Length 4.9 mm.

Southern half of State; scarce. May 27–June 24. Taken from beneath walnut bark and beaten from oak. Breeds in beech, hickory, black walnut and butternut.

*L. collaris* Hald., dull clay-yellow, elytra sprinkled with minute black spots and irregular patches of dark and gray, length 10 mm., is known from Kentucky eastward and southward.

1980 (6420). *LEPTOSTYLUS SEXGUTTATUS* Say, Journ. Phil. Acad. Nat. Sci., V, 1826, 269; *ibid.* II, 328.

Elongate-oblong, robust. Brownish, irregularly mottled with grayish pubescence; elytra with an elongate dark spot behind base, another behind middle, sometimes becoming a bar, and a third near apex; antennæ and tibiæ annulate. Thorax finely, densely and deeply punctured, the disk with five small, blunt, rounded elevations. Elytra each with two or three finely elevated costæ, each of which, together with suture, bears a row of distantly placed black points. Length 7–10 mm. (Fig. 460.)

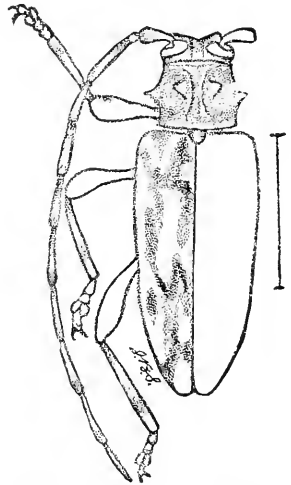


Fig. 460. (After Smith in Fifth Rep. U. S. Ent. Comm.)

Kescinsko County; rare. June 7. Said to breed in pine. Listed as *commicinus* Hald., but Say's name has priority.

*L. biustus* Lec., elongate, narrow, dull brownish-yellow, sides of thorax and elytra to middle black, length 4–6 mm., is known from New York, Illinois and southward.

1981 (6417). *LEPTOSTYLUS PARVUS* Lec., New Spec. N. Am. Col., II, 1873, 234.

Elongate-oblong, moderately robust. Brownish, clothed with very fine, dense, dark gray pubescence; elytra with an acutely angulate, oblique white band behind the middle; antennæ and tibiæ annulate. Disk of thorax without tubercles, but often with four or five minute flat facets. Elytra with an oblique impression in front of middle and each with four irregular, somewhat broken costæ, each of these with a row of small tubercles bearing short, erect black scales. Length 4.6 mm.

Lawrence County; rare. June 5. Beaten from limbs of dead oak. Ranges from Canada and Pennsylvania to Kansas and Texas.

*L. planidorsus* Lee., densely clothed with gray hairs, elytra with interrupted dark crossbar, length 9 mm., is known from Michigan, Louisiana and Texas.

1982 (6411). *LEPTOSTYLUS ACCLIVUS* Say, Journ. Amer. Phil. Soc., III, 1823, 329; *ibid.*, II, 186.

Elongate-oblong, robust. Blackish-brown, densely clothed with short, prostrate, grayish pubescence; elytra with a whitish band behind the middle, this broad at suture, narrowing toward the sides, and edged with a black line behind which the surface is fuscous or smoky brown; joints of basal half of antennae spotted, those of apical half, annulate at tips with brown. Disk of thorax with five blunt tubercles. Male with hind trechanters ending in a short, acute spine. Length 7.5-10 mm. (Fig. 161.)



Fig. 161. ♂ ♀.

Southern half of State, frequent; probably throughout. April 22-September 20. Breeds in a variety of trees, especially sycamore, oak, apple and osage orange. The larvæ mine under the bark and are usually found in diseased or recently cut trees.

#### LXVIII. LIOPUS SERV. 1835. (Gr., "smooth-foot.")

Species usually smaller than those of *Leptostylus* and differing by having an acute spine behind the middle on each side of thorax; presternum usually narrow; mesosternum gradually narrowed behind, truncate at tip and not dilated; antennae always longer than body, joints 5 to 11, very nearly equal in length. Five species are known from the State.

#### KEY TO INDIANA SPECIES OF LIOPUS.

- a.* Front flat, mouth in the same plane as the front; elytra without an angular mark behind the middle; sides of thorax curved, the spine small and acute. 1983. *VARIEGATUS*.
- aa.* Front convex, mouth slightly retracted; spine on side of thorax rather distant from base.
  - b.* Elytra with distinct tufts of small, black, erect scales.
    - c.* Form robust; pubescence pale ash-gray; elytra with one broadly angulated band. 1984. *CRASSULUS*.
    - cc.* Form slender; pubescence brown; elytra with one band forming a broad angle, and a second less distinct band behind it. 1985. *FASCICULARIS*.
  - bb.* Elytra without tufts of erect scales.
    - d.* Elytra with an acutely angular blackish band behind the middle. 1986. *ALPHA*.
    - dd.* Elytra without an angular band but often with a feebly marked transverse band of whitish pubescence. 1987. *PUNCTATUS*.

1983 (6121). *LIOPUS VARIEGATUS* Hald., Tr. Amer. Phil. Soc., X, 1817, 47.

Elongate, rather robust. Purplish-brown, mottled with black, clothed with very fine and short pubescence. Elytra with numerous small, irregular black spots, and a dark blotch behind the middle, which is bordered behind by gray; antennæ and tibiæ annulate with gray. Thorax sparsely and deeply punctured. Elytra each with two costæ, which unite near apex; coarsely and rather densely punctured, more sparsely and finely on apical third. Length 8-12 mm.

Marshall, Starke and Posey counties; scarce. June 15-July 2. Breeds under bark of the box-elder (*Xyquendo aceroides* Moen.), and the honey locust.

1984 (6126). *LIOPUS CRASSULUS* Lec., N. Sp. N. A. Coleop., II, 1873, 235.

Elongate, convex, robust. Piccons brown, clothed with short, gray pubescence; elytra with the suture, three slightly elevated lines and margin each bearing a row of sparsely placed black tufts of hairs; humeral angles black, polished; a large bare blackish space each side in front of middle and a curved, bare, black band behind middle. Antennæ one-half longer than body, annulate, first, third and fourth joints subequal. Thorax nearly twice as wide as long, feebly punctulate. Elytra rather coarsely punctured, tips obliquely truncate. Length 6-7 mm.

Floyd County; rare. June 23. Breeds in the twigs of hackberry.

1985 (6128). *LIOPUS FASCICULARIS* HART., Trans. Harth. Soc. Nat. Hist., 1, 1836, 88.

Elongate, rather slender. Pale brown; disk of thorax with an oval spot near base and two obliquely placed ones near apex, dark brown. Elytra with a black spot near scutellum, a much larger one on sides behind the humerus and with a number of small black ones scattered irregularly; also with an angulated black band, bordered widely in front by gray pubescence, just behind the middle; back of this a second rather indistinct black band usually visible, the pubescence between this and apex brown. Thorax very finely and sparsely punctate. Elytra each with three slightly elevated lines, the inner and outer uniting before the apex; surface rather coarsely and closely punctured. Length 5-6.5 mm.

Southern half of State, frequent; not noted north of Wells and Vermillion counties. May 19-July 8. Breeds in prickly ash.

1986 (6129). *LIOPUS ALPHA* Say, Journ. Phil. Acad. Nat. Sci., V, 1826, 270; *ibid.*, II, 329.

Elongate, slender. Usually dull reddish-brown, rather sparsely clothed with grayish pubescence; elytra usually with four rows of small black dots and with an acute, angular black band behind the middle. Thorax with three small blackish spots; finely and densely punctured. Elytra rather

finely punctured, the apical third almost without punctures; or often coarsely, with apical third distinctly, punctured (var. *cinereus* Lec.). Length 5-7 mm.

Throughout the State, frequent; more so in the northern counties. May 12-July 8. Breeds in apple, hickory and locust. This species and the preceding are very closely related. Say in his original description of *alpha* says: "Elytra irregularly punctured with a few black dots consisting of tufts of hairs, chiefly along the suture; region of the scutellum dusky; a blackish marginal abbreviated line from the humerus;" all of which is true of *fascicularis* as above described.

1987 (631). *LIOPUS PUNCTATUS* Hald., Trans. Amer. Phil. Soc., X, 1847, 49.

Smaller than *alpha* and distinguished chiefly by the absence of the angular black line of the elytra, which is replaced by an obscure transverse band of gray. The black dots are also fewer in number and smaller. Length 4-5 mm.

Throughout the State; rather frequent in the northern counties. June 5-August 9.

#### LIX. *DECTES* Lec. 1852. (Gr., "given to biting.")

To this genus belongs a single species ranging from New England to New Mexico and Colorado.

1988 (6433). *DECTES SPINOSUS* Say, Journ. Phil. Acad. Nat. Sci., V, 1826, 271; *ibid.*, II, 330.

Elongate, cylindrical. Picuous, densely clothed throughout with short, prostrate, ash-gray hairs; antennae longer than body, the joints black at tips. Thorax with an acute spine each side near base; surface finely and rather closely punctate. Elytra finely and rather sparsely punctate, each puncture bearing a short, suberect, blackish hair, these plainly visible only when viewed from the side. Female with a short, black, exerted ovipositor. Length 8-10 mm.

Warren, Marion, Vigo and Posey counties, frequent; probably throughout the State. June 10-July 28. Breeds in the greater horseweed and common ragweed, *Ambrosia trifida* L. and *A. artemisiaefolia* L., in the stems of which the larva hibernates. On the horseweed the beetle is usually to be found resting in the angles between the leaves and stem.

#### LX. *LEPTURGES* Bates. 1863. (Gr., "slender to make.")

Small somewhat flattened species, having the sides of thorax angulate near or close to the base; antennae fringed beneath with

very short hair; pro- and mesosterna both very narrow, barely wide enough to separate the coxæ; hind tarsi with first joint as long as all the others united. Five of the six recognized species have been taken in the State.

## KEY TO INDIANA SPECIES OF LEPTURGES.

- a.* Spine on side of thorax rather broad and very close to the base, 1989. SYMMETRICUS.  
*aa.* Spine on side of thorax more slender and acute, less close to base, the tip recurved.  
*b.* Elytra with a black crossbar behind the middle.  
*c.* Crossbar of elytra incomplete, broadly interrupted by the suture, 1990. SIGNATUS.  
*cc.* Crossbar of elytra complete, broad.  
*d.* Apex of elytra not black; crossbar oblique on each elytron, 1991. QUERCI.  
*dd.* Apex of elytra black; crossbar transverse, 1992. FACETUS.  
*bb.* Elytra without a crossbar, but each with six round black spots; thorax with four spots, 1993. REGULARIS.

1989 (6435). LEPTURGES SYMMETRICUS Hald., Trans. Amer. Phil. Soc. X, 1847, 50.



Fig. 462.  $\times 4$ .  
(After Horn.)

Elongate, slender, subdepressed. Pale brown, rather densely clothed with purplish-gray pubescence; thorax usually with four rounded dark brown spots. Elytra marked with darker, as shown in Fig. 462. Antennæ one-third longer than body, basal joint dark brown. Thorax and elytra sparsely and rather finely punctate. Length 7-9 mm. (Fig. 462.)

Southern two-thirds of State; scarce. July 2-August 13. Occurs on foliage of wahoo (*Euonymus*) and other shrubs. The form as above described is that of var. *pictus* Lec. The markings there given vary in both directions, so that specimens may be nearly dark brown or entirely pale.

1990 (6436). LEPTURGES SIGNATUS Lec., Journ. Phil. Acad. Nat. Sci., 11, 1852, 171.

Elongate, rather slender. Pale reddish- or fuscous-brown, sparsely clothed with grayish pubescence; elytra each marked with darker brown as shown in Fig. 463, *a*. Thorax finely and densely punctured. Elytra rather coarsely and sparsely punctured on basal half, more finely toward tips. Length 6-6.5 mm.

Marion County; rare. July 7. Occurs on sumach. Ranges through the Eastern United States,



1901 (6137). *LEPTURGES QUERCUS* Fitch, Trans. N. Y. State Agr. Soc., 1858, 796.

Elongate-oblong, subdepressed. Head and thorax very dark brown, the latter often with a narrow discal line of gray pubescence and a broad one on the sides; elytra pale purplish-brown, marked with dark brown as shown in Fig. 163, *b*. Antennae more than twice as long as body. Thorax densely and finely, elytra rather coarsely and sparsely, punctured. Length 3.5-6 mm. (Fig. 163*b*.)

Throughout the State; frequent. June 3-July 8. Taken from flowers of wild hydrangea and beaten from elm and oak. Breeds in oak, hickory and butternut.



Fig. 163. — 6. *a*, Elytra of *L. signatus*; *b*, of *L. quercii*; *c*, of *L. factus*. (After Horn.)

1902 (6138). *LEPTURGES FACIENS* Say, Journ. Phil. Acad. Nat. Sci., V, 1826, 271; *ibid.*, 11, 329.

Elongate-oblong. Black; elytra each with a broad, oblique, L-shaped whitish mark extending from humerus inward to suture, thence outward nearly to side margin, and a whitish bar on apical fourth. Antennae and tarsi dark brown, the former more than twice the length of body. Thorax finely and densely, elytra more coarsely and sparsely, punctured. Length 3-4 mm. (Fig. 163, *c*.)

Kosciusko and Marion counties; scarce. June 20-June 25. Occurs on trunks of beech, cedar and hickory, in the wood of which the larva dwell.

1903 (6139). *LEPTURGES REGULARIS* Lec., Proc. Phil. Acad. Nat. Sci., 1862, 39.

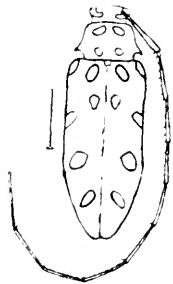


Fig. 164. (After Horn.)

Elongate, slender. Dark brown, densely clothed with purplish-gray pubescence; thorax with four rounded dark brown spots, two near apex and two near base; elytra each with six similar spots arranged in two oblique rows, the outer row of four spots extending from humerus to near apex, the inner row of two spots on basal third; antennae, under surface and femora reddish-brown; tibiae and tarsi black. Thorax and elytra both coarsely and rather sparsely punctured. Length 7-9 mm. (Fig. 164.)

Fountain and Marion counties; scarce. June 14-June 17. Occurs on the foliage of wild grape.

#### LXI. *HYPERPLATYS* Hald., 1847. (Gr., "over-broad.")

This genus differs from *Lepturges* by having the elytra more flattened on the disk, sides abruptly sloping downward and separated from disk by an acute ridge or carina, tips each obliquely emarginate, the outer angle more or less spiniform; antennae more

distinctly fringed beneath; first joint of hind tarsi as long as the three following united. Two of the three recognized species have been taken in the State.

1994 (6440). *HYPERPLATYS ASPERSUS* Say, Journ. Phil. Acad. Nat. Sci., III, 1824, 330; *ibid.* II, 187.

Elongate, slender. Reddish-brown, densely clothed with grayish pubescence; thorax with four small, round, black spots arranged in a transverse row, the two inner ones the larger; elytra each with three irregular rows of similar spots and usually a large black blotch behind the middle. Antennæ of both sexes more than twice as long as body. Thorax wider than long, constricted near base, finely and sparsely punctate. Elytra twice as long as wide at base, more coarsely punctured than thorax. Length 4-6 mm.

Posey County; scarce. June 28. Breeds in the twigs of cottonwood and quaking asp (*Populus*); also in those of apple.

1995 (6441). *HYPERPLATYS MACULATUS* Hald., Trans. Amer. Phil. Soc., X, 1847, 49.

Resembles the preceding closely. Elytra more sparsely pubescent, the spots much larger and more irregularly arranged, the blotch behind the middle absent; femora red at base. Antennæ of male about twice as long as body; of female shorter. Elytra not twice as long as wide, much more distinctly punctate. Length 4-6 mm.

Kosciusko, Wells, Perry, Spencer and Posey counties; scarce. May 12-June 17. Beaten from foliage of shrubs.

LXII. *GRAPHISURUS* Kirby. 1837. (Gr., "a pencil + tail.")

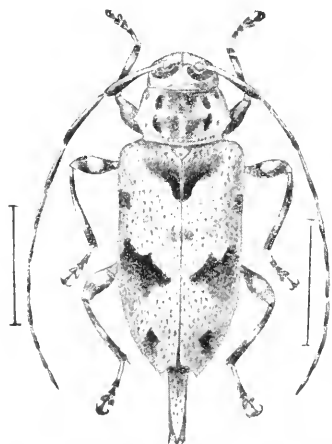


Fig. 465. *Graphisurus tranquillifer* Hald. (After Smith in Fifth Rep. U. S. Ent. Comm.)

Here belong two rather robust elongate species, listed under the name *Urographis* Horn, and having the antennæ nearly equal in the sexes, joints 3-11 gradually decreasing in length; prosternum of moderate width, with a median groove; elytra emarginate at tip; thorax with a blunt tubercle at the sides a little behind the middle. The ovipositor is much prolonged and the fifth ventral segment is also nearly equally prolonged to form a shield on its under side. One of the two has been taken in the State and the other, *triangulifer* Hald. (Fig. 465), a member of the Austroriparian fauna, probably

occurs in the southern third.

## KEY TO SPECIES OF GRAPHISERUS.

- a.* Prolonged fifth ventral of female emarginate at tip; tarsi equal in width in both sexes; pubescence of upper surface mostly clay-yellow; length 13 mm. TRIANGULIFER.
- aa.* Fifth ventral of female deeply cleft at tip; front and middle tarsi of male broader than in female; pubescence of upper surface chiefly grayish. 1996. FASCIATUS.

1996 (6143). *GRAPHISERUS FASCIATUS* DeG., Mem., V, 1775, 144.

Elongate, rather slender. Thorax grayish with black dots; elytra thickly sprinkled with small black spots, and usually with two irregular blotches, one in front of, the other behind the middle; antennae and legs annulate. Thorax finely and indistinctly, elytra rather coarsely and sparsely, punctured. Length 8-14 mm. (Fig. 466.)

Throughout the State; frequent. May 11-July 22. Found especially beneath bark of beech and hickory; numerous pupae under the former on June 9; also breeds in oak and maple.

LXIII. *CERATOGRAPHIS* Gahan. 1888.  
(Gr., "horn; pencil.")

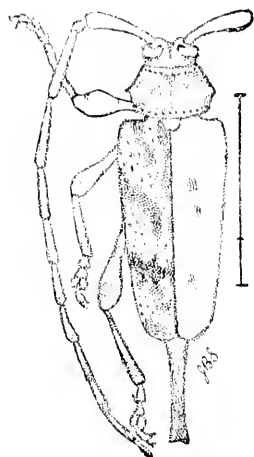


Fig. 466 (After Smith in Fifth Rep. U. S. Ent. Comm.)

This genus, sufficiently characterized in the generic key, is represented in the eastern United States, including Indiana, by a single species.

1997 (6444). *CERATOGRAPHIS BIGUTTATUS* Lec., Journ. Phil. Acad. Nat. Sci., 11, 1852, 172.

Elongate, slender, slightly depressed. Dull brownish-yellow, rather densely clothed with brownish pubescence; elytra indistinctly mottled with grayish, each with an oblique black band behind the middle and a short, elevated blackish line on base. Thorax rather finely and densely punctured, with a sharp, obliquely placed spine each side behind the middle. Elytra rather coarsely, deeply and somewhat closely punctate, tips rounded. Ovipositor of female one-half the length of the preceding species; all the femora clavate. Length 9 mm.

Lake County; rare. July 23. A species of northern range.

*Acanthocinus obsolctus* Oliv., dull whitish-yellow, elytra with some small blotches and three undulated cross-bars, length 10-15 mm., is known from Wisconsin and Ohio, eastward and southward.

## Tribe V. POGONOCHERINI.

The genera comprising this tribe are represented by small, somewhat flattened species, having the tarsal claws divaricate; scape of antennæ short and stout without cicatrix; thorax with a spine or tubercle each side. They usually bear long, erect (flying) hairs in addition to the ordinary pubescence, and the antennæ are only a little longer or shorter than the body, the outer joints gradually shorter. Three of the eight genera composing the tribe are known to be represented in the State, while a member of another probably occurs.

## KEY TO THE INDIANA GENERA OF POGONOCHERINI.

- a.* Thighs club-shaped; vertex concave; antennal tubercles prominent.  
*b.* Lower lobe of eyes elongate; spines on sides of thorax large, median; pubescence mottled, gray and black mixed with short, scattered hairs on elytra. HOPLOSIA.  
*bb.* Lower lobe of eyes as wide as long, subquadrate or subtriangular.  
*c.* Thorax with spines on sides; flying hairs long. LXIV. POGONOCHERUS.  
*cc.* Thorax with feebly rounded sides; pubescence short. LXV. ECYRUS.  
*aa.* Thighs not club-shaped; vertex flat or convex; antennal tubercles not prominent; eyes coarsely granulated, lower lobe as wide as long. LXVI. EPOGONIUS.

*Hoplosia nubila* Lec., length 9–12 mm., is said to breed in twigs of dry beech and linden and is recorded from Michigan, Illinois and New York.

## LXIV. POGONOCHERUS Latr. 1829. (Gr., "beard - to enjoy.")

In this, as well as the next genus, the eyes are not coarsely granulate; thorax with faint dorsal tubercles, elytra feebly carinate on sides; femora club-shaped; hind tarsi short, the first and second joints equal. Two species may occur in the State, though but one has been taken.

## KEY TO INDIANA SPECIES OF POGONOCHERUS.

- a.* Elytra with well marked costæ on the sides and with a row of five or six tufts of erect black hairs. PENICILLATUS.  
*aa.* Elytra without costæ or tufts of hairs. B98. MIXTUS.

*P. penicillatus* Lec., piccons, elytra behind the base densely clothed with gray pubescence, length 6 mm., ranges from Maine to Michigan and Lake Superior.

1998 (61531). *POLOXOCHERUS MIXTUS* Hald., Trans. Amer. Phil. Soc., X, 1847, 50.

Elongate-oblong. Head and thorax piceous black; elytra blackish, variegated with dull brownish-yellow, bearing sparse, erect black hairs, and each with a broad, oblique band of white pubescence extending from side behind the humerus nearly to suture; antennae and base of femora dull reddish-brown. Thorax with two dorsal tubercles; surface smooth in female, densely and finely punctured in male. Elytra rather coarsely and closely punctate, the tips submarginate. Length 1.7 mm.

Lake, Porter and Kosciusko counties; frequent beneath the bark and on the dead limbs of pine. June 15 July 23. Said to occur also on pear trees and in dead branches of willow.

#### LXV. *ECYRUS* LeConte, 1852.

This genus differs from the preceding by having the antennae very hairy; front tibiae suddenly thickened at apex; thorax cylindrical and unarmed; pubescence of elytra more dense and close with a few erect short hairs proceeding from rows of granules. Three species are known, two of which may occur in Indiana, though but one has as yet been taken.

#### KEY TO INDIANA SPECIES OF *ECYRUS*.

- a.* Thorax moderately punctured; elytra each with four rows of small, distant tufts of black hairs. 1999. *DASYCERUS*.  
*aa.* Thorax with only a few coarse punctures on sides; elytra variegated with brownish spots. *EXIGUUS*.

1999 (6156). *ECYRUS DASYCERUS* Say, Journ. Phil. Acad. Nat. Sci., V, 1826, 270; *ibid.*, II, 328.

Elongate, robust, parallel. Pale grayish-brown; elytra with a common, narrow, curved band on basal third reaching to middle of sides and each with four rows of minute tufts of blackish hairs, one on the suture, the others on slightly raised lines. Antennae a little longer than body, annulate. Occiput deeply impressed. Front margin of thorax with two small tubercles at middle; disk with two black facets, surface rather closely and finely punctured. Elytra coarsely and sparsely punctured, the tips subtruncate. Length 6.8 mm.

Throughout the State; frequent. June 1 July 2. Beaten from foliage of elm and wild grape and from limbs of dead oak.

*E. exiguus* Lec., antennae dull yellow, not annulate, length 4.5 mm., is known from Ohio, Georgia and Kansas.

## LXVI. EUPOGONIUS Lec. 1852. (Gr., "well bearded.")

Eyes very coarsely granulated; antennæ not longer than body, thickly clothed with long flying hairs, scape feebly club-shaped, shorter than third joint, joints 5-10 equal; thorax densely punctured without dorsal tubercles, armed on the side with a small spine; legs short, equal; first joint of hind tarsi a little longer than second. Four species are known, all of which may occur in Indiana, though but one has been taken.

## KEY TO SPECIES OF EUPOGONIUS.

- a.* Spine on side of thorax acute, well marked.  
*b.* Elytra pale chestnut brown, the punctuation feeble, almost obsolete near apex; pubescence ash-gray or yellowish, forming more or less transverse reticulations. TOMENTOSUS.  
*bb.* Elytra piceous, the punctuation coarse, gradually finer but distinct at tip; pubescence pale clay-yellow arranged in irregular small patches. 2000. VESTITUS.  
*aa.* Spine on side of thorax small, obtuse.  
*e.* Elytra nearly black, punctuation rather coarse, finer but distinct at apex, the pubescence ash-gray, fine and very evenly disposed; thorax sparsely and evenly pubescent. PUBESCENS.  
*cc.* Elytra black, coarsely punctured even to the apex, the pubescence black and inconspicuous; thorax with a broad line of yellowish pubescence each side. SUBARMATUS.

*E. tomentosus* Hald., length 7-8 mm., occurs on pine and is known from Michigan, Wisconsin, Pennsylvania and Florida; *E. pubescens* Lec., length 7-8 mm., is recorded from Ohio and northern Illinois; *E. subarmatus* Lec., length 7-8 mm., breeds in elm and occurs throughout the eastern United States.

2000 (6459). EUPOGONIUS VESTITUS Say, Journ. Phil. Acad. Nat. Sci., V. 1826, 273; *ibid.* II, 331.

Elongate, convex, parallel. Piceous brown, everywhere sparsely clothed with erect hairs; elytra marked with numerous small, irregular patches of clay-yellow pubescence, these sometimes (form *pauper*) becoming narrow transverse lines. Thorax densely, deeply and rather coarsely punctured. Elytra rounded at tips. Length 6-8 mm.

Throughout the State; frequent. May 24-June 25. Beaten from foliage of oak, beech and wild grape; said to breed in dead hickory limbs.

## Tribe VI. OXIDERINI.

Front coxal cavities angulated on the outer side and closed behind; antennae longer than body in male, as long as body in female, the scape stout, without cicatrix; legs rather stout, equal; claws slightly divergent. One genus of the tribe is represented in New York, Pennsylvania, Louisiana, Texas and probably southern Indiana by the "hickory girdler," *Oncideres cingulata* Say, length 14-17 mm., smoky or reddish-brown to clay-yellow in hue, with the pubescence usually forming a broad median band on elytra, thorax with or without a spine on sides, the disk usually with three small black facets. The female beetle deposits her eggs in twigs of trees and then cuts a girdle about the twig below the eggs. (Fig. 467.) The twig dies and is broken off by the wind, falling to the ground where the larvæ mature. The beetle occurs in August and September and not only girdles the young twigs of hickory, but also those of pear, apple, plum, elm, linden, and other trees.



Fig. 467. *Oncideres cingulata* Say. a, beetle; b, hole made in depositing egg; c, girdle cut by female. (After Riley.)

## Tribe VII. HIPPOPSINI.

Body very slender; front long and inflexed so that the mouth is near the prosternum; palpi not slender, the last joint almost conical and pointed; eyes coarsely granulated; front coxæ annulated; legs rather short, equal; tarsi as long as the tibiae, first joint of hind pair slightly elongated, last joint rather long, claws divergent. One of the four genera is represented in the State.

## LXVII. HIPPOPSIS Serv. 1825. (Gr., "horse + face.")

This genus, sufficiently characterized above, is represented in the eastern United States by a single species.

2001 (6472). HIPPOPSIS LEMNISCATA Fab., Syst. Eleut., II, 1801, 330.

Elongate, very slender, cylindrical. Dark reddish-brown; thorax with two whitish lines each side; elytra each with three whitish lines; antennae pale brown, darker at base, more than twice as long as body, fringed with hairs beneath. Thorax much longer than wide, cylindrical, rather coarsely and densely punctured. Elytra with coarse, deep punctures arranged in rows, the tips rather acute. Length 10-13 mm.

Marion, Vigo and Orange counties; scarce. May 28-June 7. Breeds in stems of ragweed (*Ambrosia*); also in those of tickweed

and bur-marigold (*Coreopsis* and *Bidens*). Taken by sweeping these plants.

Tribe VIII. SAPERDINI.

Large or medium-sized, cylindrical species having the front flat, quadrate and vertical; eyes finely granulated, deeply emarginate; palpi rather stout, last joint more or less oval, truncate at tip; antennæ as long as body or a little shorter, scape nearly cylindrical, without cicatrix; thorax cylindrical, without spines or tubercles; elytra wider than thorax, rounded (rarely spinose or acuminate) at tip; legs moderate, thighs not club shaped; hind tarsi with first joint much elongated; tarsal claws divaricate. All of our species belong to the single genus:

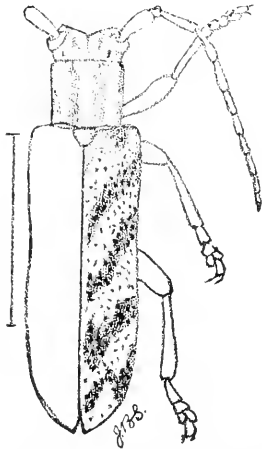


Fig. 468. *Saperda obliqua* Say. (After Smith in Fifth Rep. U. S. Ent. Comm.)

LXVIII. SAPERDA Fab. 1775. (Gr., "a kind of fish.")

To this genus, as characterized above, 15 North American species have been ascribed by Messrs. Felt and Joutel,\* of which eight have been taken in Indiana, while six others may occur. Among them are beetles of much economic importance, several being very injurious to apple trees, while others prey upon the elm, hickory, linden and poplar.

KEY TO INDIANA SPECIES OF SAPERDA.

*a.* Antennæ plainly annulate.

*b.* Head deeply impressed between the eyes.

*c.* Elytra obliquely narrowed, ending in a spine at tip; color yellowish-brown with four oblique darker bands. (Fig. 468.)

OBLIQUA.

*cc.* Elytra slightly narrowed at tip and without a spine; thorax with three orange yellow lines. 2002. MUTICA.

*bb.* Head rounded in front.

*d.* Thorax with a dense line of gray pubescence each side; black, coarsely punctured, thinly clothed with fine ash-gray pubescence.

MGESTA.

*dd.* Thorax with pubescence uniform, black, more finely punctured, densely clothed throughout with gray pubescence.

2003. CONCOLOR.

*aa.* Antennæ unicolor, not annulate.

\*Their monograph is a model of its kind, giving full description, life history and colored figure of each species and its markings.



- c.* Elytra rounded at tip with spine at suture, very rarely with the apex acute and without sutural spine; gray with yellow patches. 2001. CALCARATA.
- cc.* Elytra rounded at tip without spine at suture.
- f.* Elytra with marginal or submarginal stripes.
- g.* Thorax and elytra not black.
- h.* Pubescence silvery white; thorax and elytra brown or yellowish-brown with two white stripes. (Fig. 470.) CANDIDA.
- hh.* Pubescence ash-gray.
- i.* Thorax yellow with four black spots on disk and one on each side; elytra with broad marginal and sutural stripes bright yellow. PUNCTICOLLIS.
- ii.* Thorax and elytra gray, each with an orange stripe on sides.
- j.* Second and third crossbands on elytra oblique, a small dark spot usually on each side of first and one behind the third. 2005. TRIDENTATA.
- jj.* First and second crossbands on elytra oblique; small dark spots wanting. 2006. IMITANS.
- gg.* Thorax and elytra black, with orange stripes on sides, rarely a sutural orange stripe present; surface coarsely punctured. 2007. LATERALIS.
- ll.* Elytra without stripes, usually with spots, rarely unicolorous.
- k.* Elytra with white pubescent spots; thorax with two white stripes; sides and under surface white.
- l.* Humeri of elytra not white; two large white spots on each elytron, reaching neither margin or suture. (Fig. 472.) CRETATA.
- ll.* Humeri white; two white spots near the suture on each elytron. FAYI.
- kk.* Elytra without white pubescent spots.
- m.* Cinnamon or reddish-brown, sometimes nearly black; male smaller, 10 mm., with elytra unicolorous; female, larger, 15 mm., with a transverse undulated yellowish crossbar at middle. 2008. DISCOIDEA.
- mm.* Olive yellow, with three small black dots near middle of each elytron, these sometimes wanting. 2009. VESTITA.

*S. obliqua* Say (Fig. 468), length 16-19 mm., is known from New England to Michigan and Wisconsin. It is found on black alder (*Alnus scrrulata* Willd.) in June and very probably occurs in northern Indiana. *S. moesta* Lec., length 8-9 mm., breeds in poplars and is known from New England, Northern Ohio, Michigan and westward.

2002 (6479). *SAPRODA MUTICA* Say, Journ. Phil. Acad. Nat. Sci., III, 1824, 169; *ibid.*, II, 191.

Elongate, robust. Black, sparsely clothed with gray and yellow pubescence. Thorax with an orange median stripe extending onto the head and a similar stripe each side; elytra with numerous patches of denser yellow

pubescence; antennæ shorter than body, annulate with gray and black. Thorax and elytra rather coarsely and sparsely punctate, the punctures showing as bare round dots. Length 9-15 mm.

Kosciusko and Marshall counties; scarce. June 5-August 17. Beaten from foliage of black oak. Occurs near lakes and possibly breeds in willow.

2003 (6489). *SAPERDA CONCOLOR* Lec., Journ. Phil. Acad. Nat. Sci., II, 1852, 163.

Elongate, slender, cylindrical. Black, everywhere densely and evenly clothed with fine, prostrate, gray pubescence; antennæ annulate. Thorax and elytra rather finely and sparsely punctured, the latter with tips rounded. Length 10-12 mm.

Lake County; rare. June 16. Breeds in the stems of willow (*Salix longifolium* Muhl.), and in the base of sapling poplars. Probably occurs throughout the State.

2004 (6478). *SAPERDA CALCARATA* Say, Journ. Phil. Acad. Nat. Sci., III, 1824, 408; *ibid.* II, 190.

Elongate, robust, subcylindrical. Reddish-brown, densely clothed with prostrate gray and yellow pubescence. Front of head, three stripes on thorax, scutellum and numerous lines and blotches on elytra, orange yellow. Thorax sparsely, elytra more closely, marked with small, round, black, bare dots or punctures. Length 21-30 mm. (Fig. 469.)

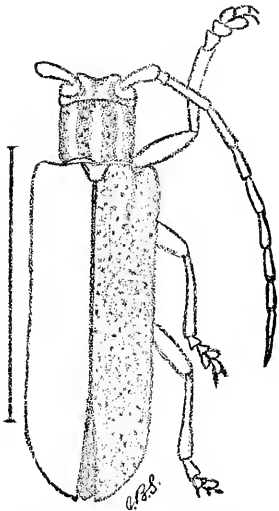


Fig. 469. (After Smith in Fifth Rep. U. S. Ent. Comm.)

Lake, Porter, Marion and Vigo counties, frequent; probably throughout the State. May 31-July 16. This beetle, known as the "poplar borer," is our largest member of *Saperda*. It breeds in cottonwood, quaking ash, lombardy poplar and other members of *Populus*, to which it often does great damage. Three years are probably required to complete its life changes. Where trees are badly infested the most obvious signs are the numerous blackened, swollen scars along the surface of the

trunks and limbs. Sometimes these are open, and in early summer large quantities of borings are expelled from the inhabited galleries, and frequently occur in considerable piles about the base of the trees. It is impossible to attempt to control this insect on other than valuable shade or park trees. In such situations, digging out

the borers, with possible recourse to the use of repellent washes, is about all that can be done and in the majority of instances should afford considerable protection. In one specimen from Porter County the tips of elytra are acute and divaricate.

*S. candida* Fab. (Fig. 470), length 15-20 mm., has the same range as *moesta*. Its larva is known as the "apple tree borer" and is sometimes very destructive to apple, crab-apple, June berry and red-haw. It attacks the tree near the base, and several thicknesses of newspaper, loosely tied, or a wire netting kept at a distance of half an inch from the trunk for a height of three feet above the ground from May till September, will serve as a protection. A heavy coating of whitewash with Paris green to the same height will also often prevent the beetle from depositing eggs.

*S. puncticollis* Say, length 9-10 mm., breeds in the poison ivy, *Rhus radicans* L., and occurs about the middle of June on that plant.



Fig. 470 *Saperda candida* Fab. Natural size.

2005 (6485). *SAPERDA TRIDENTATA* Oliv., Ert., IV, 1795, 30.

Elongate, slender, subcylindrical. Blackish-brown to piceous, rather densely clothed with fine, gray, prostrate pubescence, that on under surface longer and more conspicuous; thorax with an orange stripe each side extending onto head, where it divides and encircles an eye, usually with two black dots each side below the stripe; elytra each with a narrow, submarginal, orange stripe from which proceed three bands, the first nearly transverse except at tip, the other two oblique and usually joining those from opposite side at suture. Thorax and elytra rather coarsely and sparsely punctate, the latter with tips subtruncate. Length 9-14 mm. (Fig. 471.)



Fig. 471 *S. 14*  
(After Riley.)

Throughout the State; frequent. May 20-July 10. This beetle is commonly known as the "elm borer," as the larvae are very injurious to the white and slippery elm, especially to the former when planted as a shade tree. The first signs of its attack are usually seen in the lighter, thinner foliage, followed by a dead limb here and there. Indications of boring soon appear, and the dark sawdust collects in crevices of the bark, and, after the attack has progressed for some time, large portions of the bark may be easily pulled from the tree. The inner portion of the bark may be literally a mass of mines or burrows, and if the work has not gone too far, numerous whitish, flattened, legless grubs may be found in the channels they have excavated.

Badly infested trees should be cut and burned before the beetles have had an opportunity to emerge in the spring or, in Indiana, before the middle of May. Infested portions of other trees should also be cut away and burned. Removing portions of the bark has also been recommended. The badly infested portions should be cut away and the grubs destroyed and, where a few are working in living bark, it might be well to remove the upper layers until the grubs are nearly exposed and then brush over the shaven surface with strong kerosene emulsion or whale oil soap solution, finally covering the wound with a paste formed of a mixture of fresh cow dung and lime or with a coat of cheap red paint.

2006 (—). *SAPERDA IMITANS* Felt & Joutel. Bull. 74, N. Y. St. Museum, 1904, 58.

Resembles *tridentata*, but more slender. General color darker; first crossbar of elytra oblique without spots on each side; second crossbar usually not connected with marginal stripe, the tip more pointed and rarely reaching suture; third crossbar usually rudimentary and transverse. Elytra with humeral angle less pronounced and tips rounded. Length 11–13 mm.

Crawford and Posey counties; scarce. May 12–May 15. Beaten from foliage of hickory, in the wood of which the larvæ are supposed to live.

2007 (6486). *SAPERDA LATERALIS* Fab., Syst. Ent., 1775, 185.

Elongate, rather robust. Piceous black; pubescence beneath gray and dense; above blackish-brown, very sparse and intermixed with short semi-erect black hairs; thorax and head marked with orange as in *tridentata*; elytra each with a submarginal orange stripe connecting with that of thorax at humeral angles and often also with a very narrow sutural stripe of same hue. Males with a tooth or process on all the claws. Length 9–15 mm.

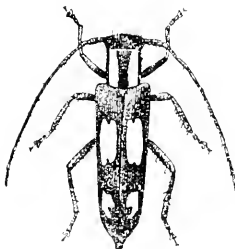


Fig. 472.  $\times 14$   
(After Clifton.)

Throughout the State; frequent. May 30–July 2. Beaten from hickory and elm. Breeds in the former, but rarely abundant enough to do much damage.

*S. crctata* Newm. (Fig. 472), length 12–20 mm., and *S. faji* Bland., length 10–12 mm., both breed in the red-haw (*Crataegus*) and emerge in June. The former ranges from New England to Michigan, Illinois and Iowa, while *faji* is known from Ohio eastward.

2008 (6484). *SAPERDA DISCODEA* Fab., Ent. Syst. Suppl., 1798, 147, female;  
*fuscipes* Say, Journ. Phil. Acad. Nat. Sci., V, 1827, 273,  
 male.

Elongate, subcylindrical. Male, slender, usually blackish or piceous; above sparsely clothed with grayish pubescence, which forms a whitish line on disk and sides of thorax; that of under side more dense, longer and silvery white; femora reddish-brown, tibiae and tarsi often darker. Female more robust, dark reddish-brown, the pubescence olive or grayish-yellow; head, thorax and scutellum more densely clothed with yellow hairs; elytra each with a small spot on basal third, another on apical third and a rather broad, crescent-shaped bar at middle, composed of dense yellow hairs; under surface light yellowish-gray. Length, male, 10-11 mm; female, 14-16 mm.

Marion, Putnam and Lawrence counties, scarce; probably throughout the State. June 6-July 15. The sexes are so unlike in size and appearance that they were long mistaken for distinct species. It breeds in hickory and butternut, usually confining its attacks to diseased or dying trees.

2009 (6483). *SAPERDA VESTITA* Say, Long's Exped., 1821,  
 29; *ibid.*, I, 193.

Elongate, robust, cylindrical. Dark reddish-brown, everywhere clothed with dense, olive-yellow, prostrate pubescence. Elytra each usually with three small black dots, two placed obliquely in front of and one, more distant, behind the middle. Length 12-21 mm. (Fig. 473.)

Throughout the State; frequent. June 3-August 20. A large and handsome beetle known as the "linden borer," as the larvæ live in the wood of the linden (*Tilia*), often proving very destructive to those set out for shade. Remedies the same as those above given for the "poplar borer."

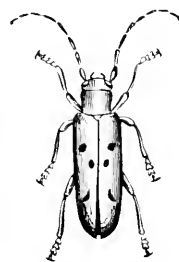


Fig. 473. Natural size  
 (After Packard in Fifth  
 Rep. U. S. Ent. Comm.)

#### Tribe IX. PHYTECINI.

Medium-sized cylindrical or rather robust forms, having the tarsal claws cleft or toothed in both sexes; front moderately convex, broader than long; eyes finely granulate, emarginate or divided; palpi slender, last joint elongate-oval, nearly pointed; antennæ not longer than body, scape cylindrical; thorax either cylindrical or with an obtuse tubercle on sides; elytra cylindrical, rounded or truncate at tips; front coxæ conical, cavities angulated, closed behind; legs short, thighs not club-shaped; hind tarsi with first joint not elongate, last joint rather long. The tribe is composed of five genera, all of which are represented in Indiana.

## KEY TO GENERA OF PHYTECHINI.

- a.* Eyes deeply emarginate but not divided; thorax cylindrical.  
*b.* Antennæ not pilose; form elongate, slender, cylindrical.  
*c.* Body above nearly uniform gray; tarsal claws feebly toothed or cleft. LXIX. MECAS.  
*cc.* Body above never uniform gray, usually bicolored, with small black spots on thorax; tarsal claws broadly toothed. LXX. OBEREA.  
*bb.* Antennæ thickly pilose with long black hairs; form shorter, elongate-oblong. LXXIII. AMPHIOXYCHA.  
*aa.* Eyes completely divided, the upper and lower portions widely separated; thorax dilated or tuberculate on the sides.  
*d.* Form slender; head and thorax red, elytra black; tarsal claws broadly toothed. LXXI. TETROPS.  
*dd.* Form robust; color red with black spots; tarsal claws cleft. LXXII. TETRAOPES.

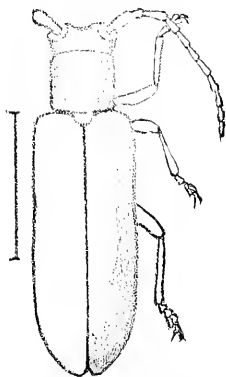


Fig. 474. *Mecas inornata* Say.  
 (After Smith in Fifth Rep. U. S.  
 Ent. Comm.)

## LXIX. MECAS Lee. 1852.

Our members of this genus are slender, black species, clothed with gray pubescence. They resemble small *Saperdas*, but have the front short and subconvex instead of flat and quadrate, and the tarsal claws cleft. Their habits are, moreover, different, as they do not breed in wood, but in the stems of herbs or weeds. One of the five known species has been taken in the State, while two others may occur.

## KEY TO INDIANA SPECIES OF MECAS.

- a.* Legs black.  
*b.* Body above uniformly clothed with ash-gray pubescence; thorax usually with a bare elevation each side of disk; tarsal claws deeply cleft, the inner portion broad and lobe-like. INORNATA.  
*bb.* Body above sparsely clothed with ash-gray pubescence; thorax at sides and middle, elytra at suture and sides more densely clothed with yellowish-white pubescence; thorax without bare elevations. MARGINELLA.  
*aa.* Legs, or at least the femora, red; thorax with four or five slightly elevated, bare, round spaces. 2010. PERGRATA.

*M. inornata* Say (Fig. 474), length 8-15 mm., is recorded from Cincinnati, Wisconsin and westward; *M. marginella* Lee., length 7-8 mm., is known from Illinois, Texas and Kansas.

2010 (G192). *MECAS PERGRATA* Say, Journ. Phil. Acad. Nat. Sci., III, 1821, 408; *ibid.*, II, 190.

Elongate, slender, cylindrical. Black, above sparsely clothed with dark ash-gray hairs; suture and margins of elytra more densely and conspicuously clothed with whitish pubescence; under surface thickly clothed with pale gray hairs; femora reddish; antennæ annulate. Thorax with two round black spots placed obliquely on each side of median line and another behind them on the line; surface, as well as that of elytra, rather coarsely and sparsely punctured. Length 8-10 mm.

Knox, Dubois, Spencer and Posey counties; scarce. May 24-July 10. Swept from low herbage along roadsides. Resembles *Saperda concolor*, but readily distinguished by generic characters, paler suture and reddish femora.

LXX. *OBEREA* Muls. 1839. (A proper name.)

Very slender elongate species, having the tarsal claws broadly toothed; eyes not divided; middle tibiæ sinuate on outer edge; thorax without tubercles. The females have the last ventral segment impressed lengthwise and feebly emarginate and the last dorsal (pygidium) sometimes projecting in an obtuse conical protuberance. Five species and one variety have been taken in the State, and one or two others probably occur.

KEY TO SPECIES OF *OBEREA*.

- a.* Thorax marked with small, rounded, black elevations or callosities.
  - b.* Thorax with four callosities; pygidium of female strongly protuberant. 2011. *SCHLAUMI*.
  - bb.* Thorax with two callosities and often a third spot black; pygidium of female feebly protuberant.
  - c.* Elytra truncate at tips.
    - d.* Color entirely black except the thorax. 2012. *BIMACULATA*.
    - dd.* Legs, elytra and abdomen usually in part yellow. 2013. *TRIPUNCTATA*.
  - cc.* Elytra rounded at tips; abdomen red, elytra black. 2014. *OCELLATA*.
- aa.* Thorax without callosities.
  - c.* Elytra not pubescent; pale dull yellow with a fuscous stripe on sides. *GRACILIS*.
  - cc.* Elytra closely clothed with prostrate pubescence; pale red, antennæ and elytra black. 2015. *RUFICOLLIS*.

2011 (G498). *OBEREA SCHLAUMI* Lec., Journ. Phil. Acad. Nat. Sci., II, 1852, 153.

Elongate, robust for the genus. Color variable, usually pale, dull yellow; elytra, antennæ and tarsi often nearly black. Thorax with four round, black, smooth spots arranged in a curved line; in the darker specimens the

basal half often black; disk sparsely and rather finely punctate. Elytra more coarsely and closely punctate, the tips rounded or feebly subtruncate. Length 11–16 mm.

Throughout the State; scarce. May 24–June 23. Breeds in the living twigs of cottonwood, *Populus monilifera* Ait. A number of the specimens in the collection were taken from sidewalks in Terre Haute and Indianapolis.

2012 (6496). *OBBEREA BIMACULATA* Oliv., Ent., IV, 1795, 21.



Fig 475. Natural size. (After Forbes)

Elongate, slender, cylindrical. Black, shining; thorax yellow, with two round black spots on disk and often with a small black one in front of scutellum; the lower portion of sides also black. Thorax and elytra punctured as in *ocellata*. Length 8–12 mm. (Fig. 475.)

Throughout the State, frequent; more so in the northern counties. June 4–June 26. Often taken by sweeping low herbage along the borders of marshes. Breeds in the canes of raspberries and blackberry. In var. *basalis* Lee. the thorax has two discal spots and the entire basal margin black.

2013 (6503). *OBBEREA TRIPUNCTATA* Swed., Ac. Nya Handl., 1787, 197.

Elongate, slender, cylindrical. Color exceedingly variable. In typical *tripunctata* the body beneath is usually in great part yellow, sometimes wholly black; head fuscous, rarely yellow; thorax yellow, with two spots on disk and another in front of scutellum black; elytra each with a wide discal stripe dull yellow, the suture and margins blackish. Thorax sparsely and rather shallowly punctured. Elytra coarsely, densely and deeply punctured, the punctures in rows. Length 8–16 mm.

Throughout the State; frequent. May 24–June 24. Breeds in the twigs of cottonwood; also in those of blackberry.

A number of color varieties of this and *bimaculata* have been named, and the two species probably merge. Among the varieties are *myops* Hald., having the head yellow, the sutural black stripe of elytra and black spot before scutellum of thorax wanting, and *flaviceps* Hald., black, with legs yellow and thorax almost wholly black.

2014 (6501). *OBBEREA OCELLATA* Hald., Trans. Amer. Ent. Soc., X, 1847, 56.

Elongate, subcylindrical. Under surface and femora entirely red; head and thorax usually red, rarely more or less black, the latter with two small, black, rounded spots on disk; elytra, and usually the tibiae and tarsi, black. Head and thorax rather sparsely, deeply and coarsely punctate, the latter somewhat constricted at base. Elytra with rows of coarse punctures which are less dense than in allied species. Length 13–14 mm.

Lake and Lawrence counties; rare. June 9–July 4. Probably breeds in blackberry stems, as the two specimens at hand were taken by sweeping about a cluster of these bushes.



*O. gracilis* Fab., antennæ fuscous, legs pale, tips of tibiæ and tarsi darker, length 10-13 mm., is known from New York, New Jersey and southward.

2015 (6505). *OBERA RUFICOLLIS* Fab., Ent. Syst., II, 1775, 311.

Elongate, subcylindrical, rather robust. Pale reddish-yellow; antennæ, elytra, tibiæ and tarsi nearly black. Thorax short, about as broad as long, without discal black spots. Elytra rather densely clothed with gray pubescence and with irregular rows of moderately fine oblong punctures; tips subtruncate. Length 15-18 mm.

Vigo County; rare. June 19. One specimen taken on the wing.

LXXI. *TETROPS* Steph. 1839. (Gr., "four + eyes.")

This genus, sufficiently characterized in the key, is represented in the State by a single species.

2016 (6507). *TETROPS MONOSTIGMA* Hald., Trans. Amer. Phil. Soc., X, 1857, 57.

Elongate, slender, cylindrical. Black, shining; elytra with black, recumbent and erect hairs; head and thorax red, the latter with black spot on disk; femora reddish-yellow; antennal joints paler at base, pilose with long hairs. Thorax feebly constricted before and behind, sparsely and rather coarsely punctured. Elytra with rows of rather closely placed, coarse and deep punctures; tips rounded. Length 7-9 mm.

Dubois and Spencer counties; scarce. May 22-May 24. Taken by sweeping low herbage along roadsides. The middle trochanters of male are very strongly developed. *T. jucunda* Lee. is doubtless a synonym, the legs in the specimens at hand varying from wholly black to almost wholly reddish-yellow.

LXXII. *TETRAOPES* Serville. 1835. (Gr., "four + eyes.")

Medium-sized, stout-bodied species, having the antennæ shorter than body; thorax armed with a blunt tubercle each side and, in our species, marked with four round black spots. They occur altogether on the different species of milkweed (*Asclepias*), in the stems and roots of which they breed. Four of the eight known species have been taken in the State.

KEY TO INDIANA SPECIES OF *TETRAOPES*.

- a.* Elytra with a common median and apical heart-shaped black space; disk of thorax red, regularly convex. 2017. *CANTERATOR*.
- aa.* Elytra with rounded or elongate black spots; disk of thorax distinctly elevated.
- b.* Antennæ black, not annulate; abdomen very sparsely punctulate; larger median spot of elytra oblong. 2018. *TETRAOPHTHALMUS*.

*bb.* Antennæ more or less distinctly annulate; abdomen densely but very finely punctulate.

*c.* Median elevation of thorax oblong, suddenly elevated, its sides vertical; usually four rounded spots on each elytron.

2019. FEMORATUS.

*cc.* Median elevation of thorax rounded, gradually convex; elytra each with two spots and tip black.

2020. QUINQUEMACULATUS.

2017 (6510). TETRAOPES CANTERBIATOR Drap., Ann. Gen. des Sc., II, 1819, 47.

Elongate-oblong. Black, clothed with sparse, suberect, black hairs; head and thorax red, the latter with four round spots on disk; elytra red, black from in front of middle to apex, the black space nearly divided near its middle, the front portion sometimes small; scutellum and a small spot on each humerus also black. Thorax almost smooth. Elytra rather coarsely and closely punctate. Length 8-12 mm.

Posey County; rare. July 9. Ranges from New England to Iowa and southward.

2018 (6511). TETRAOPES TETRAOPHTHALMUS Forsk., Cent. Ins., 1771, 41.

Elongate, robust. Black; head, thorax and elytra red; thorax with four spots on disk and sometimes a blotch on front angles and basal margin black; elytra each with a spot on humerus and three on disk black; the first rounded and near suture, second oblong, near middle, third rounded on apical third; scutellum black. Thorax with median elevation rounded, its sides merging gradually with area of disk; surface sparsely and finely punctate. Length 9-14 mm.

Throughout the State; common. June 8-August 3.

2019 (6513). TETRAOPES FEMORATUS Lec., Journ. Phil. Acad. Nat. Sci., I, 1847, 93.

Resembles the preceding closely in form, size and color. Antennæ usually distinctly but narrowly annulate with gray at apex and base of each joint; elytra each usually with four smaller spots as follows: one on humerus; two on basal third, one near suture, the other submarginal; the fourth behind the middle. Thorax with median elevation and tubercles on sides more prominent than in the other species. Length 12-16 mm.

Lake, Fountain, Knox and Vigo counties; frequent. July 2-August 17. Those specimens having the scape of antennæ and femora red are known as var. *basalis* Lec.

2020 (6514). TETRAOPES QUINQUEMACULATUS Hald., Trans. Amer. Phil. Soc., X, 1847, 53.

Elongate-oblong, robust. Thorax with usual spots; elytra each with a round spot on humerus, another on apical third, and the tips, black. Antennal joints indistinctly annulate at base. Median elevation of thorax as in *tetraophthalmus*. Length 9-11 mm.

Throughout the State; scarce. June 18-July 20.

## LXXIII. AMPHIONYCHA Lee. 1852. (Gr. "on both sides—claw.")

This genus comprises two small species having the antennae strongly pilose, the third and fourth joints elongated, outer joints suddenly shorter; eyes not divided; tarsal claws cleft. One of the two occurs in Indiana.

2021 (6516). AMPHIONYCHA FLAMMATA Newm., Entom., 1840, 13.

Elongate-oblong. Black, feebly shining; hispid with fine, erect, black hairs; vertex of head, a stripe each side of thorax, and often the margins of elytra nearly to apex, yellowish; outer joints of antennae feebly annulate. Thorax rather finely, elytra more closely and coarsely, punctate. Length 6.9 mm.

Kosciusko County; rare. July 11. Probably occurs throughout the State. In the specimen at hand the elytra are wholly black.

## Tribe X. METHEINI.

While no member of this tribe has as yet been taken in the State, one, *Dysphaga larvis* Lee., probably occurs, having been described from Illinois. It is a small black or piceous species, with thorax cylindrical and elongate; elytra a little more than half the length of abdomen, narrowed and dehiscient behind the middle, their tips rounded, surface roughly punctate; legs yellow. Length 7 mm. It is supposed, like allied species, to breed in hickory twigs.

## Family LIII. CHRYSOMELIDÆ.

## THE LEAF BEETLES.

A very large family of medium- or small-sized beetles, usually short-bodied and more or less oval in outline, with the antennae of moderate length, usually filiform, the joints often comparatively stouter towards the tips. In color the beetles are often prettily variegated, though some are wholly of a brilliant metallic blue or green, while others are dull black or brown. All have the legs short, with the tarsi of the same type as in the Cerambycidae, viz., the fourth and fifth joints grown together, the fourth usually very small and concealed in a notch in the third segment. (Fig. 498.)

In addition to the general characters above given, the species agree in having the labial palpi 3-jointed; mentum transverse and not large; maxillary palpi 4-jointed, cylindrical, rarely dilated or elongate. Head either prominent and more or less constricted behind (*Eupoda*) or inserted to the eyes; in the *Cassidini* usually concealed under the shield-like thorax; eyes entire or feebly emarginate

on the inner side, finely granulated; mandibles usually short and robust, labrum transverse, usually rounded in front. Antennæ variable in position and form, serrate or lamellate in certain *Clythrini*, clavate in many *Hispani*, not inserted upon frontal prominences, usually 11-jointed. Thorax often margined at the sides, the side pieces not separate from the prosternum, which is not prolonged. Elytra usually covering the abdomen, sometimes leaving the last dorsal segment exposed; rarely (in some *Galericini* and *Chrysomelini*) smaller and not covering the greatly enlarged abdomen of female; abdomen with five ventral segments. Legs usually short, hind thighs often enlarged for jumping; tibiæ never serrate, usually without spines; tarsi (except in *Hamonia*) with joints one to three broad and covered beneath with a brush of hair, fifth with two equal claws of variable form.

The name of the family is from that of the typical genus, *Chrysomela*, which is derived from two Greek words meaning "gold" and "fruit," and probably refers to some of the members of the genus *Cassida*, which are often of a brilliant golden hue. They are called leaf beetles because they feed upon the leaves of plants, the Colorado potato beetle and striped cucumber beetle being familiar examples. All the species are diurnal in habit and move slowly over the surface of plants, to which they adhere by means of the dense brush of hairs upon the under side of the tarsi. "As the function of the Cerambycidae is to hold the vegetable world in check by destroying woody fiber, the Bruchidae effect a similar result by attacking the seeds and the Chrysomelidæ by destroying the leaves. As the cellular and succulent-leaved plants have succeeded the drier and more woody forms of early geological time, so have the Chrysomelidæ probably attained their highest development in the more recent periods."\*

On account of their leaf-eating habits the family comprises some very injurious forms, which will be mentioned in their proper sequence. The eggs are usually yellowish and elongated and are generally laid upon the leaves or stems of the plants upon which the larvæ feed. The latter are of varying form, but for the most part are fleshy convex or chunky hump-backed "slugs" or grubs, a familiar example being that of the Colorado potato beetle. Many of them live on the leaves of the plants, where they feed often in company with the mature insects. Those that live exposed to the light differ from the great majority of Coleopterous larvæ in being

\*LeConte and Horn, Classification, p. 335.

more or less highly colored. Some of them are flattened and curiously armed with spines, while others are partially covered with their own excrement. A few are leaf miners or stem borers, and these are long and slender and without the conspicuous markings of those which feed in the open. The larvæ of one large group (*Camplosoma*) are case-bearers; others, including an entire tribe (*Eumolpini*) are root-feeders. When ready to transform, many of the leaf-eating larvæ fasten themselves by the tail or last abdominal segment to a leaf and enter the chrysalis stage, while others go into the ground when about to change to a pupa. The case-bearers pupate within the sealed-up larval case.

About 18,000 species of Chrysomelidæ are known, 750 of which are from North America. These are arranged in twelve tribes, all of which are represented in Indiana. The literature pertaining to the different tribes is widely scattered, and the more important papers will be noted under the respective tribal headings. Two which attempt to treat of the United States or Canadian species of the family as a whole are as follows:

*Crotch, G. B.*—“Materials for the Study of the Phytophaga of the United States,” in Proc. Phil. Acad. Nat. Sci., 1873, 19–83.

*Wickham, H. F.*—“The Chrysomelidæ of Ontario and Quebec,” in Can. Ent., XXVIII, 1896; XXIX, 1897.

The different forms of tarsal claws are much used in the classification of genera, and the beginner is urged to familiarize himself with these as described on page 18.

#### KEY TO TRIBES OF CHRYSOMELIDÆ.

- a.* Head produced, constricted or neck-like behind the eyes; thorax much narrower than elytra and without lateral margins (raised edges); mandibles simple, pointed (*Eupoda*).
- b.* First ventral segment about as long as all the others united; form elongate; prosternum very narrow; tarsal claws simple, divergent.
  - Tribe I. DOXACHINI, p. 1098.
- bb.* First ventral about as long as or somewhat shorter than the two following.
  - c.* Elytral punctures irregular; tarsal claws cleft or toothed; prosternum distinct.
    - Tribe II. SAGRINI, p. 1107.
  - cc.* Elytral punctures in rows; tarsal claws simple, divergent; prosternum very narrow.
    - Tribe III. CROCERINI, p. 1110.
- aa.* Head inserted in the thorax to the eyes; thorax as broad, or but little narrower, than elytra, usually margined on the sides; mandibles with several teeth.
  - d.* Thorax and elytra without broad, expanded margins; head usually plainly visible from above.

*c.* Front of head normal, not inflexed, mouth anterior.

*f.* Last dorsal segment of abdomen not exposed; middle ventral segments not narrowed.

*g.* Antennæ widely separated at base, usually more so than the length of first joint.

*h.* Front coxæ rounded; third tarsal joint bilobed.

Tribe VII. EUMOLPINI, p. 1131.

*hh.* Front coxæ transverse; third tarsal joint usually entire.

Tribe VIII. CHRYSOMELINI, p. 1119.

*gg.* Antennæ rather close together at base, inserted on the front; front coxæ conical and prominent.

*i.* Hind thighs slender, adapted for walking.

Tribe IX. GALERUCINI, p. 1162.

*ii.* Hind thighs thickened, adapted for leaping.

Tribe X. HALTICINI, p. 1177.

*ff.* Last dorsal segment of abdomen exposed and sloping downward; form of body robust, compact, subcylindrical.

*j.* Surface of body coarsely tuberculate above; antennæ received in marginal grooves on the lower side of thorax.

Tribe V. CHLAMYDINI, p. 1111.

*jj.* Surface of body not tuberculate; antennæ not received in grooves.

*k.* Prosternum not separating front coxæ; antennæ short and serrate.

Tribe IV. CLYTHRINI, p. 1112.

*kk.* Prosternum extending between front coxæ; antennæ usually long and slender.

Tribe VI. CRYPTOCEPHALINI, p. 1116.

*cc.* Front of head inflexed, mouth inferior; form oblong, wedge-shaped, broad and truncate behind; surface usually strongly pitted or reticulated.

Tribe XI. HISPINI, p. 1223.

*dd.* Thorax and elytra with broad, expanded margins; head (in our species) concealed; outline of body elliptical or nearly circular.

Tribe XII. CASSIDINI, p. 1228.

#### Tribe I. DONACINI.

Oblong, graceful beetles of medium size which occur upon the leaves and stems of water-lilies, arrowhead, pond-weed, skunk cabbage, pickerel weed, reeds, sedges and other water-loving plants, and hence are semiaquatic in habit. In form and general appearance they resemble certain Cerambycidae and constitute a connecting link between that family and the present. The larvæ live on the outside of the submerged roots of the plants above mentioned, and obtain their supply of air through the tissues of the plant. When about to change into pupæ, they enclose themselves in silken cocoons, a number of which are often found fastened in a row to the stems or roots of the aquatic plants. The mature beetles are more or less gregarious, and fly about on bright sunny days, alighting on the leaves or flowers in numbers.

They have the head prominent, somewhat narrowed behind the eyes; antennae filiform, slender, at least half as long as body; thorax quadrate without side margins, not wider than head. Elytra wider than thorax, depressed, cylindrical or somewhat triangular, usually narrowed toward the tips, and each marked with ten rows of quadrate, rarely rounded, punctures. In color they are usually more or less metallic, of a greenish, bronze or purplish hue. The under side is paler and densely clothed with a fine silky pubescence, which enables them to shed the water when the plants upon which they alight happen to be submerged.

The principal papers treating of the tribe are as follows:

*LeConte*.—"Synopsis of the Species of *Donacia* Inhabiting the United States," in *Proc. Phil. Acad. Nat. Sci.*, V, 1851, 310-316.

*Leng, Chas.*—"Review of the *Donacia* of Boreal America," in *Trans. Amer. Ent. Soc.*, XVIII, 1891, 159-176.

The tribe comprises but two genera, both of which are represented in Indiana.

#### KEY TO GENERA OF DONACINI.

- a.* Elytra simple at tip; tarsi dilated, spongy beneath. I. DONACIA.  
*aa.* Elytra distinctly spinose at tip; tarsi narrow, smooth beneath, last joint very long, claws large. II. HEMONIA.

#### I. DONACIA Fab. 1775. (Gr., "a reed.")

Belonging to this genus, as characterized above, Leng, in his latest synopsis, recognized 20 species and a number of varieties. Eighteen species have been taken in Indiana, while four others may occur.

In those species having the "sutural margin sinuate behind the middle," there is an apparent second margin, starting not more than one-fourth the length from the tip—often less—which is sinuate, or curved more or less, away from the suture. Thus a space somewhat elliptical in shape is formed, sometimes depressed, sometimes in the same plane with the rest of the elytron, and always destitute of punctuation.

The males are narrower than the females and usually have the hind femora more strongly toothed and the last dorsal segment shorter and either truncate or emarginate, never rounded. Last dorsal of female more or less elongate, always rounded. For convenience the Indiana species are separated into three groups and these in turn into species.

## KEY TO GROUPS OF INDIANA DONACIÆ.

- a.* Head and thorax evidently pubescent above. Group A.  
*aa.* Head occasionally, thorax never pubescent.  
     *b.* Elytra truncate or subtruncate at tip. Group B.  
     *bb.* Elytra rounded at tip; sutural margin of elytra sinuate behind the middle. Group C.

## GROUP A.

But two Indiana species belong to this group. They are widely different in size and general appearance and, except in the pubescence of head and thorax, have little in common.

## KEY TO SPECIES OF GROUP A.

- a.* Elytra without pubescence; hind femora slender, without a tooth. 2022. PUBICOLLIS.  
*aa.* Elytra evidently pubescent; hind femora swollen, toothed. 2023. PUBESCENS.

2022 (6523). *DONACIA PUBICOLLIS* Suffr., Stett. Zeil., 1872, 21.

Elongate, rather robust, convex. Brown, bronzed; antennæ, tibiæ and tarsi dusky; femora reddish-yellow. Head, thorax, scutellum and under surface clothed with short gray, but not dense, pubescence. Third joint of antennæ nearly twice longer than second. Thorax longer than broad, median line distinct on basal half; sides with an obtuse tubercle in front of middle; disk finely and densely punctate. Elytral punctures small, rounded, rather close set in more or less irregular rows; intervals rugulose; tips rounded. Mesosternum narrower than coxæ. Length 10-12 mm.

Lake County; rare. May 20. A few specimens taken by Wolcott along the beach of Lake Michigan, near Pine. Known heretofore only from northern Illinois, where it occurs on water-lilies.

2023 (6538). *DONACIA PUBESCENS* Lec., Trans. Amer. Ent. Soc., II, 1867, 55.

Elongate, slender, subconvex. Pale reddish-brown, everywhere rather densely clothed with short, silky, golden hairs. Antennæ piceous, rather stout, third joint one-half longer than second. Thorax slightly longer than broad, feebly constricted near middle, broadly channeled on median third; feebly and obtusely tuberculate each side. Elytral punctures coarse, intervals nearly flat; tips subtruncate. Mesosternum narrower than coxæ. Length 7-9 mm.

Lake, Kosciusko and Marion counties; rare. June 9-June 16. Known only from Canada, Illinois and Michigan. Occurs on pick-cel weed.

## GROUP B.

This group comprises 14 species, among them the most common ones occurring in the State. All agree in having the elytra more or less truncate at apex. The form in a number of them is flattened



above, but in *subtilis* the male is convex and the female flattened. But two, *distincta* and *torosa*, have the sutural margins sinuate.

## KEY TO SPECIES OF GROUP B.

- a.* Body broad, distinctly flattened above; middle coxæ separated by about their own width.
- b.* Third joint of antennæ about one-half longer than second.
- c.* Thorax finely and indistinctly punctate.
- d.* Color brownish or fuscous yellow; form more slender; hind tibiæ of male curved, serrate; elytral punctures finer. 2021. CINCETICORNIS.
- dd.* Color purplish-black; form broader, more robust; hind tibiæ straight; elytral punctures coarser, subquadrate. 2025. PROXIMA.
- cc.* Thorax coarsely punctate over its entire surface. MAGNIFICA.
- bb.* Third joint of antennæ more than twice the length of second.
- c.* Elytra truncate at tips; first ventral segment of male simple, convex.
- f.* Front tarsi of male dilated; color greenish-bronzed; larger, 9-11 mm. 2026. PALMATA.
- ff.* Front tarsi of male simple; color brownish-yellow; smaller, 6-8 mm. 2027. RUFESCENS.
- cc.* Elytra subtruncate at tips, form more convex; first ventral of male concave at middle; sides of thorax strongly tuberculate. 2028. PISCATRIX.
- aa.* Body narrower, more convex above; middle coxæ separated by less than their own width.
- g.* Thorax with disk even, punctate, not or scarcely tuberculate on sides.
- h.* Punctures of thorax very fine, confused and confluent; third joint of antennæ one-third longer than second. 2029. CURTICOLLIS.
- hh.* Punctures of thorax larger and distinct.
- i.* Antennæ and legs pale reddish-brown, the former very stout, the second and third joints subequal; thorax with coarse, transverse wrinkles in addition to punctures. 2030. MEGACORNIS.
- u.* Antennæ and legs dark reddish-brown to piceous, the former much more slender, third joint distinctly longer than second.
- j.* Punctures of thorax coarse, uniform in size.
- k.* Third joint of antennæ one-half longer than second; thorax straight on sides. 2031. SUBTILIS.
- kk.* Third joint of antennæ twice the length of second; thorax constricted at middle. 2032. RUGOSA.
- jj.* Punctures of thorax not uniform, finer mixed with the coarser; third joint of antennæ one-half longer than second. POROSICOLLIS.
- gg.* Thorax with disk uneven, the sides tuberculate; elytra with two transverse depressions.
- l.* Sutural margin of elytra straight. 2033. ÆQUALIS.
- ll.* Sutural margin of elytra sinuate.

- m.* Coppery-bronzed; third joint of antennæ longer than second; head not torose. 2034. *DISTINCTA*.  
*mm.* Blackish-violet; second and third joints of antennæ subequal; head torose, i. e., with knots or elevations. TOROSA.

2024 (10,334). *DONACIA CINCTICORNIS* Newm., Ent. Mag., V, 1838, 391.

Elongate, rather slender, subdepressed. Above brownish-yellow strongly shining, often with a greenish tinge; head and thorax darker; beneath clothed with dense gray pubescence; antennæ and legs reddish-brown to piceous, the tips of joints of former often darker. Thorax wider than long, slightly narrowed near base; disk nearly smooth, median line distinct; sides finely and somewhat rugosely punctured, with an irregular depression in front of middle. Disk of elytra with two feeble transverse impressions; punctures large, subquadrate; intervals flat, nearly smooth. Hind femora swollen and armed with one to three teeth. Length 7-11 mm.

Northern half of State; common. Not taken south of Vigo County. May 17-August 22. Occurs on the yellow water-lily, *Nuphar advena* Ait., and the leaves of *Potamogeton*.

2025 (6524). *DONACIA PROXIMA* Kirby, Faun. Bor. Amer., IV, 1837, 225.

Elongate, robust, depressed. Blackish-violet, head bronzed; antennæ and legs black. Thorax quadrate; disk with a median impressed line, punctate at base and apex, nearly smooth at middle. Elytral intervals not rugose. Hind femora less developed than in *cincticornis*. Length 8-11 mm.

Wells County; rare. August 1. Ranges from New England to Oregon and probably occurs only in the northern part of Indiana.

*D. magnifica* Lec., violaceous, margined with golden yellow, length 8-9 mm., is known from Canada and Michigan.

2026 (6526). *DONACIA PALMATA* Oliv., Ent., IV, 1795, 75.

Elongate, slender, subdepressed. Purplish-green to brownish-yellow above, strongly shining; densely whitish pubescent beneath; joints of antennæ and femora reddish-brown at base, blackish at apex. Thorax broader than long, very finely punctulate, sides with a rounded tubercle in front of middle. Elytra coarsely punctate; intervals subconvex, distinctly rugose. Length 9-11 mm.

Starke, Marshall, Kosciusko and Vigo counties; scarce. June 20-August 20. Occurs on both white and yellow pond-lilies.

2027 (6527a). *DONACIA RUFESCENS* Lac., Mem. Soc. Liège, III, 1845, 112.

Elongate-oblong, subdepressed. Brownish-yellow, feebly shining. Antennæ with third joint twice as long as second, the other joints scarcely thickened at apex. Thorax quadrate, very finely wrinkled, not punctured, scarcely tuberculate on the sides. Elytra depressed without transverse impressions, punctures small, feebly impressed; intervals flat, not rugulose; tips squarely truncate. Length 6-8 mm.

Kosciusko and Starke counties; rare. August 20-August 26. Listed as a variety of *D. hypoleuca* Lac.

2028 (65291). *DOXACIA PISCATRIX* Lac., Mem. Soc. Liege, III, 1815, 113.

Elongate, rather slender, subconvex. Color above variable, bronze, green or brownish-yellow, strongly shining; grayish pubescent beneath; antennae and legs reddish-yellow, femora in part darker. Antennae stouter than in the two preceding, the second joint about half the length of third. Thorax quadrate, sides each with two rounded tubercles, the front one more prominent; disk finely abutaceous, sparsely, finely and shallowly punctate. Elytral punctures rather coarse; intervals nearly flat, finely, transversely rugose. Length 6.5-10 mm. (Fig. 476.)

Throughout the State; common. May 15-August 20. Occurs mainly on the flowers and foliage of the yellow water-lily, rarely on those of the white. The stouter antennae, more distinct tubercles of thorax and less squarely truncate tips of elytra readily distinguish this from *palmata*, with which it is most apt to be confused.

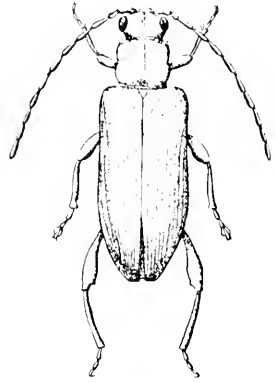


Fig. 476.  $\times 4$ . (Original.)

2029 (—). *DOXACIA CURTICOLLIS* Knab, Proc. Ent. Soc. Wash., VII, 1906, 122.

Rather slender, convex, male; broader, subdepressed, female. Reddish- or brownish-yellow; head and basal joint of antennae greenish; under surface, tibiae and tarsi with a greenish tinge. Head with a deep median groove. Thorax one-half broader than long, sides straight, without tubercles; disk very finely wrinkled, confusedly punctate and with a deep median groove reaching to basal fourth. Elytra with a shallow oblique depression just in front of, and another behind, middle; striae deeply, closely and coarsely punctate; intervals finely wrinkled. Length 9-10 mm.

Laporte, Marshall and Whitley counties; scarce. July 15-August 15. Knab's types were from Illinois and Indiana. Occurs on bullrushes.

2030 (—). *DOXACIA MEGACORNIS* sp. nov.

Elongate, slender. Cupreous, bronzed; antennae and legs reddish-brown. Antennae much stouter than in *subtilis*, half the length of body, the second and third joints nearly equal. Thorax longer than wide, feebly tuberculate on the sides; disk with sides rugose, with fine punctures between the wrinkles; median line distinct on basal half. Elytra each with two distinct impressions, the hind one with an elongate extension reaching nearly to apex; punctures rather coarse, oblong; intervals flat, densely rugose. Length 7.5 mm.

Lake County; rare. May 28.

2031 (65336). *DOXACIA SUBTILIS* Kunz, Mon. Neu. Schrift. Ges. Halle, II, 1818, 14.

Elongate, slender, subconvex. Color brassy bronzed to purplish-black; rarely bluish, shining; antennae and legs reddish-brown to piceous. Tho-

rax slightly longer than wide, sides almost straight, disk transversely rugose, with punctures between the wrinkles; median line shallow but distinct. Elytra each with two shallow impressions near middle; punctures oblong, intervals nearly flat, transversely, densely rugose; tips more narrowed than in the preceding species, squarely truncate. Length 7-10 mm.

Lake, Marshall, Kosciusko and Vigo counties; common. May 12-August 20. Occurs on leaves and stems of sedges and arrow-alum along borders of ponds and lakes. Mating May 21 and June 20. In a form from Lake County the females are much more robust, more convex, and more shining, with shorter thorax than in typical *subtilis*. They are probably to be referred to var. *fulgens* Lec.

2032 (6537). *DOXACIA RUGOSA* Lec., Proc. Amer. Phil. Soc., XVIII, 1878, 415.

Resembles *subtilis* closely in form and color. The antennæ are longer and more slender, with the third joint distinctly longer than second. Thorax slightly constricted at middle, surface more densely and finely punctured. Length 8.5 mm.

Two specimens taken at Bass Lake and Lake Maxinkuckee, August 15 and 20 were submitted to Leng, who pronounced them this species. He writes that he now considers *rugosa* a distinct species instead of a variety of *subtilis*, and that it has been found to live on pickerel weed, whereas *subtilis* lives on reeds and sedges.

*D. porosicollis* Lac., coppery-bronzed, length 10 mm., is recorded from Michigan and Pennsylvania.

2033 (6539). *DOXACIA ÆQUALIS* Say, Journ. Phil. Acad. Nat. Sci., III, 1823, 428; *ibid.* II, 202.

Elongate-oblong, rather slender, subconvex. Bronzed, shining; tibiae, tarsi and base of femora reddish-brown. Second and third joints of antennæ equal. Thorax as long as broad, median line distinct, sides with a rounded tubercle before the middle; disk somewhat uneven, finely and densely punctate. Elytra with two shallow, subsutural, transverse impressions near the middle; intervals flat, feebly rugulose; tips obliquely truncate. Length 5.5-7 mm.

Lake, Wells and Jackson counties; scarce. May 27-October 14. Occurs on reeds and sedges along the borders of marshes and streams.

2034 (6535). *DOXACIA DISTINCTA* Lec., Agass. Lake Sup., 1850, 236.

Elongate, slender. Cupreous, bronzed; head, antennæ and legs clothed with very short, fine, whitish pubescence. Antennæ rather slender, the third joint nearly one-half longer than second. Thorax quadrate, narrowed near base, angles prominent, sides with blunt tubercles; disk sparsely, irregularly and rather finely punctate, the median line distinct for nearly

its entire length. Elytra depressed, the punctures rather fine and deep; intervals flat, finely, transversely wrinkled; sutural margin sinuate for only about one-tenth its length near apex. Hind femora armed with an acute tooth. Length 7-9 mm.

Starke County; rare. May 19. Taken from leaves of the yellow water-lily. A northern form, known heretofore from Wisconsin, Michigan and Massachusetts.

*D. torosa* Lee., thorax nearly smooth, length 6-7 mm., is known from Massachusetts, Illinois and Iowa.

## GROUP C.

Our six members of this group agree in having the elytra rounded at tip and their sutural margin distinctly sinuate near apex. The form is always convex and the middle coxae are separated by less than their own width.

## KEY TO SPECIES OF GROUP C.

- a.* Eyes small; size larger, 10-11 mm.; strongly convex. 2035. HARRISH.  
*aa.* Eyes of normal size; smaller, not over 8.5 mm.; less convex.  
*b.* Thorax depressed, without basal or median line; hind femora toothed in both sexes. PUSILLA.  
*bb.* Thorax convex, punctured; basal line distinct, median one usually so.  
*c.* Thorax closely punctulate; hind femora club-shaped.  
*d.* Legs dark.  
*e.* Hind femora toothed in both sexes; color usually dark blue. 2036. EMARGINATA.  
*cc.* Hind femora toothed in male only; color metallic green or blackish. 2037. METALLICA.  
*dd.* Legs reddish-yellow; hind femora toothed in both sexes. 2038. FLAVIPES.  
*cc.* Thorax sparsely punctured; hind femora elliptical; legs reddish-yellow. 2039. RUFA.

2035 (6524). *DOXAIA HARRISH* Lee., Proc. Phil. Acad. Nat. Sci., V, 1851, 316.

Elongate, robust, convex. Piceous bronzed; head and thorax often with a cupreous tinge. Antennae slender, piceous, joints often paler at base; third more than one-half longer than second. Thorax distinctly longer than wide, scarcely narrowed behind, tubercles on sides very feeble; disk densely and finely strigosely punctate. Elytra with tips rounded or very slightly subtruncate; punctures comparatively fine and deep; intervals subconvex, densely rugose. Length 10-11 mm.

Lake and Kosciusko counties; rare. June 3-June 23. Swept from sedges in low moist meadows. The large size, small eyes and sinuate sutural margin of elytra distinguish this species. Leng places it in the group with truncate tips of elytra, since he "includes thus all forms that are in the least truncate or even doubt-

fully so," but the beginner will evidently class the tips as rounded, and I have therefore placed it in the present group.

*D. pusilla* Say, greenish or coppery-bronzed, second and third antennal joints equal, length 6-8 mm., ranges across the northern United States, has been recorded from Michigan and perhaps occurs in northern Indiana.

2036 (6541). *DOXACIA EMARGINATA* Kirby, Faun. Bor. Amer., IV, 1837, 224.

Elongate, slender, convex. Dark metallic blue, rarely purple or bronzed; antennæ black, the joints often reddish at base, second and third joints nearly equal. Thorax longer than wide, median line distinct, sides with a rounded tubercle on apical half; surface minutely rugose, finely and densely punctate. Elytra with an impression in front of middle, rounded at tip; sutural margin strongly sinuate on apical fourth; intervals feebly convex, transversely rugose. Last dorsal segment of male emarginate. Length 6-7 mm.

Lake County; frequent locally. May 15-June 15. Taken by beating tall sedges along sloughs near Pine.

2037 (6545). *DOXACIA METALLICA* Ahrens, Neu. Schrift. Ges. Halle, I, 1810, 33.

Elongate, rather slender, convex. Color variable, usually greenish or bronzed, sometimes blackish, strongly shining. Second and third antennal joints subequal. Thorax longer than wide, narrowed near base, tubercles on sides evident but feeble, median line fine; disk minutely rugulose, finely and rather densely punctate. Elytra convex, tips rounded, punctures rather coarse; intervals almost flat, nearly smooth. Length 5.5-7 mm.

Lake County, scarce; Marion County, frequent at Crow's Nest, near Broad Ripple, on the base of the leaves of skunk cabbage, *Symplocarpus fatidus* Salisb., April 26-May 15.

2038 (6546). *DOXACIA FLAVIPES* Kirby, Faun. Bor. Amer., IV, 1837, 223.

Elongate, rather slender, convex. Bronzed coppery, rarely dark blue, shining; antennæ and legs reddish-yellow. Antennæ rather robust, third joint one-third longer than second. Thorax one-half longer than wide, median channel wide, rather deep; tubercles on sides large, rounded, somewhat prominent; surface finely transversely rugose, densely and minutely punctate. Elytra usually with two shallow transverse impressions near middle; punctures coarse, quadrate; intervals strongly transversely rugose; distinctly sinuate near the tips, which are rounded. Mesosternum narrower than coxæ; first ventral segment shorter than metasternum. Length 7-8.5 mm.

Northern half of State, common; not taken south of Vigo and Wayne counties. May 5-June 15. Occurs on reeds, rushes and the arrow-alum, *Peltandra undulata* Raf. Mating May 21.

2039 (10,336). *DONACIA RUFA* Say, Journ. Phil. Acad. Nat. Sci., V, 1827, 283; *ibid.* II, 339.

Elongate, convex, subcylindrical. Dark reddish-brown, shining; antennae and legs reddish-yellow. Third joint of antennae one-half longer than second. Thorax one-third longer than wide, broadest near apex; tubercles on sides not prominent, median line very distinct; surface convex, shining, marked with minute scattered punctures. Elytra with two shallow impressions near middle; intervals nearly flat, almost smooth. Length 7-7.5 mm.

Throughout the State; rather scarce. April 21 October 18. Occurs on leaves and about roots of skunk cabbage. The more convex, shining and sparsely punctured thorax, wider in front, and the smoother intervals of elytra readily distinguish this from *flavipes*.

## II. HEMONIA Lat. 1829. (A geographical name.)

This genus is represented by a single species resembling *Donacia* in form, but distinguished by the narrow tarsi and the distinct spine at outer angle of tips of elytra.

2040 (6549). *HEMONIA NIGRICORNIS* Kirby, Faun. Bor. Amer., IV, 1837, 222.

Elongate, slender, subconvex. Thorax, elytra and legs brownish-yellow; head, antennae, tarsi and under surface black. Thorax subquadrate, constricted at middle, front angles rounded, prominent; surface smooth, with a few coarse punctures at base. Elytra each with ten long rows of punctures and a shorter sutural row; alternate intervals wider and subconvex. Length 5.5-8 mm.

Lake County; scarce. May 20-May 28. Taken from pondweed (*Potamogeton*) in the Calumet River near Pine; also in the washup of Lake Michigan. Probably occurs in lakes and streams throughout the northern half of State.

## Tribe II. SAGRINI.

Small or medium-sized, oblong or elongate, roughly punctured species having the head prominent, not narrowed behind; eyes very convex, entire; antennae filiform, rather widely separated at base; thorax not wider than head. Elytra entire, wider than thorax, strongly and irregularly punctured; front coxae conical, transverse, usually prominent and contiguous; middle and hind coxae narrowly separated; tarsal claws (in our species) toothed or cleft.

The principal paper treating of the genera comprising both this tribe and tribe IV, *Clythrini*, is by

Horn.—“Studies in Chysomelida,” *in* Trans. Amer. Ent. Soc., XIX, 1892, 1-18.

Three of the four known genera are represented in the State.

## KEY TO INDIANA GENERA OF SAGRINI.

- a.* Thorax somewhat bell-shaped, the sides much rounded, without teeth or tubercle; front coxæ not prominent, separated. III. ORSODACNA.
- aa.* Thorax with a tubercle or angulate at the sides; front coxæ prominent, contiguous.
- b.* Eyes emarginate; thorax with a large, distinct tubercle on sides; front coxal cavities closed; claws toothed. IV. ZEUGOPHORA.
- bb.* Eyes entire; thorax angulate or toothed at sides; front coxal cavities open; claws cleft. V. SYNETA.

## III. ORSODACNA Lat. 1802. (Gr., "bud + gnawer.")

This genus, as characterized above, contains a single species of such variability in color, that it has been described under six or seven different names. It occurs on willow blossoms in the spring, several color varieties often being found on the same tree. All intergrades are known, from those entirely piceous to those almost wholly pale brownish-yellow.

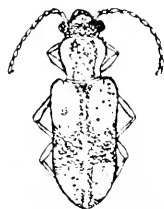


Fig. 477.  $\times 4\frac{1}{2}$   
(After Wickham.)

2041 (6550). ORSODACNA ATRA Ahrens, Nov. Act. Halens. I, 1810, 46.

Elongate, rather slender, subconvex. Color given in varietal key below. Antennæ less than half the length of body, the joints subequal in length, bell-shaped, much narrowed at base. Thorax longer than wide, distinctly narrowed behind the middle; surface coarsely, roughly and rather sparsely punctured. Elytra one-half wider than thorax, coarsely punctate, tips rounded. Length 4-7 mm. (Fig. 477.)

KEY TO COLOR VARIETIES OF *O. ATRA*.

- a.* Elytra wholly blackish or piceous.
- b.* Thorax black or piceous.
- c.* Legs wholly piceous. ATRA Ahrens.
- cc.* Tibiæ and femora brownish-yellow. TRIBIALIS Kirby.
- bb.* Thorax more or less reddish.
- d.* Thorax reddish with central dark spot. LUCTUOSA Lac.
- dd.* Thorax entirely reddish-yellow. HEPATICA Say.
- aa.* Elytra more or less brownish-yellow.
- c.* Elytra with stripes.
- f.* Piceous, thorax reddish-yellow; elytra each with one yellow stripe on disk. VITTATA Say.
- ff.* Dull yellow; elytra each with sutural line and stripe on side dark. TRIVITTATA Lac.
- cc.* Elytra dark, with large humeral and apical yellow spot. (Fig. 477.) CHILDRENI Kirby.



Southern half of State; rather scarce. April 3–May 26. Four of the varieties have been taken, viz., *atra* in Jennings and Putnam counties; *hepatica* in Hancock, Jackson, Crawford and Posey counties; *vittata* in Jackson and Posey and *trivittata* in Posey.

IV. ZEUGOPHORA Knuze. 1818. (Gr., "a yoke-bear.")

The members of this genus are smaller, being proportionally shorter and more robust, than those of *Orsodacna*. The punctuation is very coarse and the thorax has a large blunt tubercle on sides. Three species have been taken in the State and another probably occurs.

KEY TO INDIANA SPECIES OF ZEUGOPHORA.

- a.* Elytra entirely black.  
*b.* Head wholly yellow; punctures of elytra large, more distant one from another than their own diameters. 2042. SCUTELLARIS.  
*bb.* Occiput black; elytral punctures close. 2043. CONSANGUINEA.  
*aa.* Elytra bicolored.  
*c.* Thorax entirely yellow; outer half of antennæ piceous; elytral punctures very close. PUBERULA.  
*cc.* Thorax with a piceous discal spot, divided at middle by a yellow line; antennæ pale; elytral punctures more distant. 2044. VARIANS.

2042 (6551). ZEUGOPHORA SCUTELLARIS Suffr., Edt. Zeit. Stettin, 1840, 99.

Elongate-oblong, convex. Head, thorax, legs, pro- and mesosterna clear yellow; elytra and abdomen black, shining, very sparsely pubescent. Antennæ less than half the length of body, rather stout, joints 1 to 3 yellow, the remainder piceous. Thorax longer than wide, strongly convex, tubercles prominent, surface sparsely and coarsely punctate. Length 3.5–4 mm.

Starke and Wells counties; rare. June 18. Beaten from leaves of hickory.

2043 (6556). ZEUGOPHORA CONSANGUINEA Crotch, Proc. Phil. Acad. Nat. Sci., 1873, 23.

Elongate, slender, parallel. Resembles *scutellaris* in color, except that top of head is black and antennæ wholly yellow. Thorax as broad as long, the tubercles less prominent. Length 3–3.5 mm.

Lake and Starke counties; scarce. May 9–July 4. Known heretofore only from northern Illinois.

*Z. puberula* Crotch, dark reddish-brown, abdomen, metasternum and apical half of antennæ black, length 3.5 mm., was described from Illinois.

2044 (6554). *ZEUGOPHORA VARIANS* Crotch, Proc. Phil. Acad. Nat. Sci., 1873, 23.



Fig 478 . 8  
(After Wickham)

Elongate-oblong, subconvex. Top of head and disk of thorax black, the latter with a yellowish median stripe, which widens on basal half. Elytra piceous, with a large oval or heart-shaped yellowish spot on center of disk; front of head, antennae and legs dull reddish-yellow. Thorax as in the preceding, the tubercles more blunt. Length 3 mm. (Fig. 478.)

Lake and Posey counties; scarce. May 11–June 24. Occurs on foliage of poplar.

#### V. *SYNETA* Lac. 1845. (Gr., “sagacious.”)

One species of this genus occurs in the eastern United States, including Indiana.

2045 (6557). *SYNETA FERRUGINEA* Germ., Nov. Act. Halens. I, 1810, 36.

Elongate, subcylindrical. Head, thorax and antennae reddish-yellow; elytra, legs and under surface paler yellow. Antennae slender, half the length of body; joints 1 to 10 very nearly equal in length, 11th longer than 10th. Thorax slightly longer than wide; rather broadly angulate and obtusely three-toothed at sides; surface coarsely and densely punctate. Elytra each with four raised lines or costae of various degrees of distinctness; the broad intervals each with 3 to 5 irregular rows of coarse, close-set punctures. Hind tibiae of male slightly broader at tip and with terminal spurs, the inner edge sinuate below the middle. Length 7–8 mm.

Southern two-thirds of State; scarce. May 12–June 2. Beaten from the foliage of scrub oak and hazel.

#### Tribe III. CRIOCERINI.

Oblong or elongate beetles of rather small size and graceful form, having the thorax much narrower than elytra, usually strongly constricted near middle; elytra with punctures in regular rows; antennae widely distant at base, inserted in front of eyes, 11-jointed and rather stout; front coxae conical, prominent and nearly contiguous, the cavities closed behind; first ventral segment as long as the two following; tarsal claws simple and approximate at base. Two genera compose the tribe.

#### KEY TO GENERA OF CRIOCERINI.

- |  |                    |
|--|--------------------|
| <i>a.</i> Thorax with a constriction about the middle. | VI. <i>LEMA</i> .  |
| <i>aa.</i> Thorax cylindrical, not constricted.        | <i>CRIOCERIS</i> . |

#### VI. *LEMA* Fabr. 1798. (NL., meaning unknown.)

This genus, sufficiently characterized above, is represented in the State by five species.\*

\*A synoptical table of most of the species is given by Crotch, Proc. Phil. Acad., 1873, 21

## KEY TO INDIANA SPECIES OF LEMA.

- a.* Elytra with the ninth stria entire.  
*b.* Elytra wholly dark blue.  
*c.* Head red, with two tubercles on vertex; antennae, legs and abdomen black. 2046. BRUNNICOLLIS.  
*cc.* Head black, without tubercles; thorax red. 2047. COLLARIS.  
*bb.* Elytra reddish-yellow, with three black stripes. 2048. TRILINEATA.  
*aa.* Elytra with the ninth stria interrupted.  
*d.* Elytra reddish-yellow, spotted with black.  
*c.* Larger, 6 mm.; spots on the disk of elytra. 6 PUNCTATA.  
*cc.* Smaller, 4.5-5 mm.; spots common, crossing the suture. 2049. ALBINA.  
*dd.* Elytra blue; thorax red, with a central black spot. 2050. SAYI.

2046 (6565). *LEMA BRUNNICOLLIS* Lac., Mon., 1, 1801, 382.

Elongate-oblong. Head, thorax and under surface, except abdomen, red; color of other parts given in key. Thorax very finely punctulate, with a few coarse punctures on sides near apex and on median line. Length 4-4.5 mm.

Lake, Steuben and Marshall counties; rare. June 12-June 27. Taken by sweeping herbage in tamarack swamp. Crotch records it from the Southern States, so that it probably occurs throughout Indiana.

2047 (6567). *LEMA COLLARIS* Say, Journ. Phil. Acad. Nat. Sci., 11, 1823, 430; *ibid.*, 11, 203.

Elongate-oblong. Black; thorax red; elytra dark greenish-blue. Antennae shorter than in the preceding; vertex with a median groove. Thorax short, very finely and sparsely punctate. Length 4.5-5 mm.

Throughout the State; frequent. May 11-July 1. Occurs especially on the spiderwort, *Tradescantia virginiana* L.; also on other low herbs in moist, sandy localities.

2048 (6573). *LEMA TRILINEATA* Oliv., Ed., VI, 1808, 739.

Elongate-oblong, robust for the genus. Reddish-yellow; elytra somewhat paler, with sutural margin and rather wide stripe on sides black; antennae (except basal joints), tips of tibiae and tarsi, blackish. Thorax usually with two black spots on disk, strongly constricted at middle, smooth except a few coarse punctures on sides near apex. Inner rows of elytral punctures indistinct on apical half. Length 6-7 mm. (Fig. 479.)



Fig. 479

Throughout the State; frequent. April 19-July 25. Occurs on the foliage of various Solanaceous herbs, especially that of potato. Sometimes called the "old-fashioned potato beetle," but that name in Indiana is usually applied to "blister beetles" of the genus *Epicauta*. Mating June 8.

2049 (6575b). *LEMA ALBINA* Lac., Mon., 1, 1815, 492.

Elongate-oblong. Reddish-yellow; antennae, legs (except base of femora) and sides of metasternum, blackish; elytra with a small spot on

humerus and two large, heart-shaped common ones, black. Thorax nearly smooth. Elytra with humeri prominent; punctures very coarse on basal half, becoming finer toward apex. Length 4.5-5 mm.

Knox, Dubois, Posey and Crawford counties; scarce. May 8-June 26. Taken by sweeping herbage along roadsides. This species is listed as a variety of *G-punctata* Oliv. The range of both is southern and the typical species may be found in the southern third of the State.

2050 (6576). LEMA SAYI Crotch, Proc. Phil. Acad. Nat. Sci., 1873, 26.

Elongate-oblong. Dull red; antennæ, legs, small spot on head and larger one on center of thorax, black. Thorax longer than in *collaris*, finely and rather closely punctate. Ninth stria of elytra narrowly interrupted near middle. Femora clavate, pubescent. Length 5-6.5 mm.

Dubois County; rare. May 12. A southern form found on the spiderwort or day-flower *Tradescantia virginiana* L.

CRIOCERIS Geoff. 1764. (Gr., "a ram + horn.")

To this genus belong two introduced species which prey upon asparagus. *C. asparagi* L. (Fig. 480), the common asparagus beetle, is about 7 mm. in length; bluish green, thorax red with two green spots; elytra with three or four yellow spots on sides which merge into a yellow margin. It has been taken near Cincinnati and Cleveland, Ohio, and very probably occurs in Indiana.



Fig 480  
(After Chittenden.)

#### Tribe IV. CLYTHRINI.

Compact, stout, subcylindrical species of medium size, having the head large, deflexed; antennæ short, widely separated, 11-jointed, serrate; thorax margined on sides, fitted closely to the elytra; front coxæ transverse, more or less prominent, the cavities closed behind; elytra lobed on sides, not covering the pygidium; legs short, stout, tarsi broad; claws either simple or toothed. Four genera are represented in the State. The larvæ are case-bearers and, as far as known, live in ants' nests, where they feed upon vegetable debris.

#### KEY TO INDIANA GENERA OF CLYTHRINI.

a. Tarsal claws simple.

b. Front coxæ contiguous; tibia elongate; color mostly yellow.

#### VII. ANOMÆA.

*bb.* Front coxae separated by the prosternum; form short, robust; eyes oval, not emarginate; color (in our species) uniform blackish.

## VIII. COSCINOPTERA.

*aa.* Tarsal claws appendiculate; eyes emarginate; color black with red or yellow elytral spots.

*c.* Epipleura broad in front; elytra (in our species) each with humeral and apical reddish spots.

## IX. BARBA.

*cc.* Epipleura narrow; elytra each with humeral spot only.

## X. SAXINIS.

## VII. ANOMEA Lac. 1849. (Gr., "unlike.")

One species occurs east of the Mississippi. The male has the antenna more deeply serrate and front tibiae longer than in female.

2051 (6579). ANOMEA LATICLAVIA Forst., Nov. Spec. Insect., 1771, 27.

Elongate, subcylindrical. Head, thorax and femora reddish-yellow; elytra paler yellow, the suture and outer margins narrowly bordered with black; antennae, tibiae and tarsi usually blackish; under surface, except prosternum, black, densely clothed with gray pubescence. Thorax more than twice as wide as long, sides rounded, hind margin sinuate, surface smooth. Elytra finely and indistinctly punctate. Length 7-8 mm.

Southern two-thirds of State; frequent. May 19-June 26. Occurs on ragweed (*Ambrosia*); also on flowers of Jersey tea and other herbs.

## VIII. COSCINOPTERA Lac. 1849. (Gr., "a sieve; wings.")

Of the North American species of this genus all but two occur in the western and southwestern states. One of these is found in Indiana.

2052 (6590). COSCINOPTERA DOMINICANA Fab., Syst. Eleut., II, 1801, 34.

Oblong, robust. Black, densely clothed on under surface, more sparsely above, with short, prostrate ash-gray pubescence; labrum usually yellow. Thorax evenly and regularly convex, as broad at base as elytra, more than twice as wide as long, sides rounded; surface densely and rather finely punctate, median line smooth. Elytra more coarsely and less densely punctate than thorax. Length 4.5-6.5 mm. (Fig. 481.)

Throughout the State; frequent. May 31-July 5. Occurs on the foliage of the sour or black-gum, *Nyssa sylvatica* Marsh; also on oak and wild grape. The larvae are said to occur in ants' nests. Mating June 11.

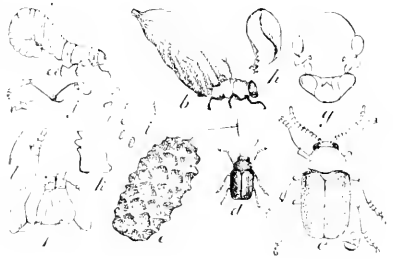


Fig. 481. *a*, larva extracted from case; *b*, same with case; *c*, beetle, showing punctures; *d*, same natural size; *e*, egg enlarged; *f*, head of larva, under side; *g*, head of male; *h*, mandible of same; *i*, eggs, natural size; *j*, leg of larva; *k*, mandible of same. (After Riley.)

## IX. BABIA Chev. 1834. (NL., "a baboon.")

Two species and two nominal varieties of this genus occur in the United States. One of the two occurs in Indiana.

2053 (6596). BABIA QUADRIGUTTATA Oliv., Eneye. Method. Ins., VI, 1796, 37.

Oblong, convex. Black, shining; elytra each with a large humeral and smaller apical reddish-yellow spot. Thorax a little narrower than elytra, finely and rather sparsely punctate. Elytra with irregular rows of larger punctures; intervals with numerous scattered punctures. Length 3.5-4 mm.

Throughout the State; common. May 16-August 15. Occurs on milkweed and other plants along roadsides. The short, stout, subserrate antennæ will readily distinguish it from other black and red species of following genera. The elytra are not striate nor coarsely punctate, as stated by Crotch and others.

## X. SAXINIS Lac. 1849.

Here, again, most of the seven species are from the western and southwestern states, only one being found east of the Mississippi.

2054 (6598). SAXINIS OMOGERA Lac., Moil., II, 1842, 482.

Oblong or subcylindrical. Bluish or greenish-black, shining; finely pubescent beneath; elytra each with a large reddish-yellow spot on humerus. Thorax convex, as wide as elytra, sparsely and rather finely punctured. Elytra with rows of coarse, close-set punctures, the rows on disk somewhat irregular. Length 3-3.7 mm.

Southern half of State, frequent; not taken north of Vermillion County. May 17-July 21. Taken by beating or sweeping foliage along roadsides, etc.

## Tribe V. CHILAMYDINI.

Short, robust, cylindrical or subquadrate beetles of a dull metallic or blackish hue, having the eyes large, emarginate; thorax and elytra covered with wart-like tubercles; antennæ widely separated, short, serrate and received in grooves on the side of prosternum; scutellum truncate behind and with a median tooth in front which fits into a notch in base of thorax; elytral suture with minute teeth each side which dove-tail between one another. The legs are closely contractile and when disturbed the beetles draw them and the antennæ in and feign death. They then resemble the excrement of certain caterpillars so closely as to render their detection difficult, unless the collector is in especial search for them, and it is said that birds will not pick them up for the same reason. The larvæ of this and part of the next tribe live upon the surface of leaves, and have

the curious habit of enclosing themselves in compact cases, composed of their own excrement, which they mould into shape by means of their mandibles. They carry their cases about with them by protruding the front part of their bodies through the open extremity. (Fig. 482, *b*.) When about to transform they attach their cases to the twigs, and close the opening, thus making them answer the purpose of a cocoon.

Two genera compose the tribe. The latest paper treating of them is by

*Linell, Martin L.*—“New Species of Coleoptera of the Family Chrysomelidae with a Short Review of the Tribe Chlamydini,” in *Proc. U. S. Nat. Mus.*, XX, 1897, 473–485.

## KEY TO GENERA OF CHLAMYDINI.

- a.* Antennae serrate from the fourth or fifth joint. XI. CHLAMYS.  
*aa.* Antennae serrate from the sixth joint. XII. EXEMA.

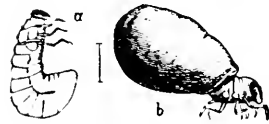
XI. CHLAMYS Knoch. 1801. (NL., “A cloak or mantle.”)

Two species probably occur in the State.

## KEY TO INDIANA SPECIES OF CHLAMYS.

- a.* Elytral intervals not or obsoletely punctate; length 4 mm. 2055. Plicata.  
*aa.* Elytral intervals closely and deeply punctate; length not over 3 mm. CRIBRIPENNIS.

2054 (6501). CHLAMYS Plicata Fab., *Ent. Syst. Supp.*, 1798, 111.



Short, robust, oblong-quadrate. Brown, bronzed; elytra and legs sometimes blackish. Thorax with surface finely and densely strigose; disk with a large central tubercle which is sparsely and coarsely punctured in front and bifid at summit. Elytra each with 12 to 15 tubercles, the four largest of which are arranged in an oblique row extending from humerus to suture; intervals between the tubercles sparsely punctate, either flat or covered with smaller tubercles. Length 4 mm. (Fig. 482.)

Fig. 482 a, larva; b, same with body protruding from case; c, beetle. (After Marshall.)

Throughout the State, frequent; more so in the southern counties. May 16–September 22. Occurs on foliage of various kinds, usually that of roadside weeds.

*C. cribripennis* Lec., length 3 mm., was described from Detroit, Michigan, and may occur in northern Indiana.

## XII. EXEMA Lac. 1849.

Two very small species represent this genus in the eastern United States, both of which occur in Indiana.

## KEY TO THE SPECIES OF EXEMA.

- a.* Dark cupreous, bronzed; thorax strigose. 2056. DISPAR.  
*aa.* Black without metallic lustre; thorax punctate. 2057. GIBBER.

2056 (6605a). EXEMA DISPAR Lac., *Mém.*, 11, 1818, 850.

Oblong, subquadrate. Blackish, feebly bronzed; antennæ and labrum usually dull yellow. Thorax finely strigose, the crest of the median tubercle sulcate but not bilid. Elytra with tubercles as in *C. plicata*; intervals with coarse, deep, rather close-set punctures. Prosternum concave. Length 2.5-3 mm.

Throughout the State; frequent. June 9-September 25. Taken by sweeping herbage along roadsides.

2057 (6604). EXEMA GIBBER Fabr., *Suppl. Ent. Syst.*, 1798, 112.

Oblong-quadrate. Black, without lustre, often more or less spotted with yellow; labrum and legs yellow. Thorax densely punctate, the crest with a shallow median groove. Elytra with oblique oblong tubercles; intervals coarsely and rather closely punctate. Prosternum flat. Length 2-2.5 mm.

Starke, Marshall, Putnam and Posey counties; rare. May 11-June 18. Taken by sweeping.

## Tribe VI. CRYPTOCEPHALINI.

To this tribe belong numerous small, robust, more or less cylindrical species having the antennæ slender, filiform, longer than head and thorax, rarely (*Monachus*) shorter and subserrate; thorax margined, as wide as elytra and closely applied to the latter; eyes large, more or less emarginate; elytra not tuberculate, marked with rows of punctures, rather short, leaving the tip of abdomen exposed; prosternum wide, separating the front coxæ, which are rounded, not prominent, their cavities enclosed behind; middle and hind coxæ each widely separated; tarsi dilated, claws usually simple, rarely broadly dilated at base. The tribe is founded upon the genus *Cryptocephalus*, of Geoffroy, a term meaning "concealed head," and given to these insects because the head is so deeply immersed in the strongly convex thorax that it can be scarcely or not at all seen when viewed from above. In color they are usually variegated with various combinations of spots or stripes which are sometimes very inconstant, so that numerous varieties have been named.

Seven genera compose the tribe, all of which are represented in the State. In addition to the papers cited under the family heading, the following treat especially of these genera:



*Haldeman, S. S.*—"Cryptocephalinorum Borealis-Americae diagnoses cum speciebus novis Musci Leconteiani." *in* Journ. Phil. Acad. Nat. Sci., I, 1849, 245-265.

*Suffrian, E.*—"Monographie und Kritisches Verzeichniss der Nordamerikanischen Cryptocephali." *in* *Linnæa Entomologica* VI, 1852, 198-318; VII, 1855, 1-238; XII, 1858, 343-409.

*LeConte, S.*—"Contributions to the Coleoptera of the United States," *in* Trans. Amer. Ent. Soc., VIII, 1880, 195-209.

## KEY TO GENERA OF CRYPTOCEPHALINI.

- a. Tarsal claws simple; larger, 3 or more mm.; surface sculpture rougher.  
 b. Thorax not margined but cremlate at base; front femora not evidently stouter than hind ones.  
 c. Front edge of flank of thorax, beneath the antennæ, toothed or sinuate. XIII. BASSAREUS.  
 cc. Front edge of flanks of thorax straight. XIV. CRYPTOCEPHALUS.  
 bb. Thorax margined at base, not cremlate; front femora distinctly stouter than hind ones.  
 d. Prosternum flat in front, depressed behind. XV. GRUBERUS.  
 dd. Prosternum feebly channelled; rows of punctures of elytra usually much confused. XVI. PACHYBRACHYS.  
 aa. Tarsal claws appendiculate, *i. e.*, with a square dilatation at base; smaller, less than 2.5 mm. (except in *Monachus*); surface much smoother.  
 c. Prosternum wider than long; form robust, rounded; antennæ stout, rather short. XVII. MONACHUS.  
 cc. Prosternum longer than wide; form more elongate, cylindrical or oval.  
 f. Antennal joints 6 to 11 wider; form cylindrical. XVIII. DIACHUS.  
 ff. Antennal joints 7 to 11 wider; form oval, convex. XIX. TRIACHUS.

## XIII. BASSAREUS Hald. 1849. (Gr., "a fox.")

The members of this genus are separated from those of *Cryptocephalus*, which they most closely resemble, by the character given in key. The males have the prosternum armed at middle with a large, erect compressed process; first ventral with a large flat plate at middle, the hind angles of which rise into acute processes or spines; fifth ventral broadly concave, with a crest of curved erect hairs each side of middle. Female with fovea of fifth ventral large, deep and circular. The following species and varieties have been taken or should occur in the State.

KEY TO INDIANA SPECIES OF *BASSAREUS*.

- a.* Elytra with either spots or stripes.  
*b.* Elytra each with two or more reddish, black, or yellow spots.  
*c.* Spots on each elytron four or more.  
*d.* Edge of thoracic flanks, beneath the antennæ, acutely toothed. 2058. *CLATHRATUS*.  
*dd.* Edge of thoracic flanks only feebly sinuate.  
*c.* Elytra black or piceous, the spots yellow. 2059. *FORMOSUS*.  
*cc.* Elytra yellow, the spots smaller, black. 2059a. *VAR. SULPHURIPENNIS*.  
*cc.* Elytra each with two reddish spots.  
*f.* Thorax uniform dull red, elytra darker. *DETITUS*.  
*ff.* Thorax black, sometimes, with yellow spots.  
*g.* Elytra without a basal row of small, oblong, pale spots. 2060. *SELLATUS*.  
*gg.* Elytra with a basal row of small, oblong yellow spots, the outer two connected with the larger discal spot. 2061. *MAMMIFER*.  
*bb.* Elytra with black and yellow stripes or with a single yellow spot near apex.  
*h.* Thorax in part or wholly black; upper surface dull.  
*i.* Elytra with discal yellow stripes. 2062. *LITURATUS*.  
*ii.* Elytra without discal stripes.  
*j.* Thorax and elytra with reddish-yellow margins. 2062a. *VAR. RECURVUS*.  
*jj.* Thorax black with two red basal spots; elytra with small apical pale spot. *VAR. CASTUS*.  
*jjj.* Thorax wholly black; elytra as in *var. castus*. 2062b. *VAR. NIGER*.  
*hh.* Thorax wholly reddish-yellow, sometimes feebly infuscate at middle of disk; surface polished; elytra with two yellow stripes which unite at apex. 2063. *LATIVITIS*.  
*aa.* Elytra wholly yellow without spots or stripes. 2061a. *VAR. LUTEIPENNIS*.

2058 (6606). *BASSAREUS CLATHRATUS* Melsh., Proc. Phil. Acad. Nat. Sci., 111, 1847, 173.

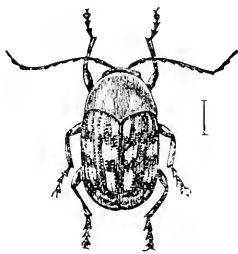


Fig 483

Short, robust, subcylindrical. Head and thorax dull red, each with paler yellow spots, those on thorax near front and hind angles (often confluent) and two larger oblique basal ones; elytra blackish or piceous-brown, each with apex and three cross-rows of spots, yellow, the spots in basal row elongate, the others irregular or subquadrate; femora and base of antennæ red; apical half of antennæ, tibiæ and tarsi blackish. Thorax finely and sparsely punctate. Elytra with rows of coarse, deep punctures, the fifth and sixth rows much confused near middle; alternate intervals wider and more convex. Length 3.8-5 mm. (Fig. 483.)

Lawrence, Martin and Knox counties; frequent. July 13 August 2. This species is usually considered a synonym of *congestus* Fab., but according to Knab the latter is a larger species with rough thorax, found in Georgia and Florida.

2059 (6608). *BASSAREUS FORMOSUS* Melsh., Proc. Phil. Acad. Nat. Sci., 111, 1847, 173.

Resembles the preceding very closely, and probably only a variety of it. Distinguished by the absence of a tooth on the front edge of the side pieces of prosternum. The color in typical specimens is black spotted with yellow, exactly as in *clathratus*. In most specimens, however, the color is dull red spotted with yellow, as there. The punctation of elytra is finer, the rows on sides less confused. Length 3.7-5 mm.

Lake, Fountain, Putnam and Knox counties; scarce. June 15 August 2. Beaten from the foliage of wild grape and elder.

2059a (6608a). *BASSAREUS FORMOSUS SULPHURIPENNIS* Melsh., Proc. Phil. Acad. Nat. Sci., 111, 1847, 173.

Form of *clathratus*. Head and thorax black, marked with yellow as in that species. Elytra pale yellow, each with a basal and median cross-row of three oblong black spots, and two similar spots near apex, the inner basal and median spot sometimes connected; under surface black; legs and base of antennae dull red. Thorax and elytra punctate as in *clathratus*. Length 3.5-4.5 mm.

Lake, Starke and Kosciusko counties; scarce. June 17-July 8. *B. detritus* Oliv., is recorded from the "Atlantic States."

2060 (6610a). *BASSAREUS SELLATUS* Suffr., Linn. Ent., VI, 1852, 307.

Robust, subcylindrical. Black, feebly shining; elytra each with a median and apical reddish spot, the former extending from margin nearly to suture; head of female spotted with white; antennae dull yellow at base. Thorax finely and sparsely punctate. Elytra with impressed rows of coarse punctures, the 5th, 6th and 7th rows confused on the front pale spot. Length 4.5-5.5 mm.

Lake, Steuben, Blackford and Lawrence counties; scarce. June 24-July 29. Occurs on the flowers of Jersey tea.

2061 (6610). *BASSAREUS MAMMIFER* Newm., Entom. Mag., IV, 1840, 250.

Form of *sellatus*. Head black, with yellow spots; thorax black, with narrow front margin, wider side margins and two rounded spots near base, yellow; elytra black, each with a basal row of small oblong spots, a large spot near middle, reaching nearly to suture and connecting with outer two basal spots, and an apical spot, reddish-yellow; under surface black; legs piceous. Elytra punctate as in *sellatus*, but the punctures less coarse. Length 3.5-4.5 mm.

Steuben, Laporte, Vigo and Harrison counties; scarce. June 11 July 15.

2061a (6610c). *BASSAREUS MAMMIFER LUTEIPENNIS* Melsh., Proc. Phil. Acad. Nat. Sci., III, 1817, 172.

A variety of *mammifer* in which the elytra are wholly dull yellow, with the exception of a minute dot on humerus and a very narrow sutural line which are black. Length 3.5 mm.

Known from the State by a single specimen in the Wolcott collection, taken near Hesseville, Lake County. July 4.

2062 (6612). *BASSAREUS LITURATUS* Fab., Syst. Eleut., II, 1801, 50.

Short, robust, subcylindrical. Head black; thorax reddish-yellow, with three black spots, the middle one larger; elytra each with a yellow stripe along the broad third interval, which unites at apex with another similar submarginal stripe, and a short stripe at base on fifth interval. Thorax smooth, its flanks obtusely toothed under the antennæ. Elytra with regular rows of deep punctures, the fifth and sixth confused near middle. Length 3.5-4 mm.

Lake County; rare. May 29.

2062a (6612a). *BASSAREUS LITURATUS RECURVUS* Say, Journ. Phil. Acad. Nat. Sci., III, 1823, 139; *ibid.* II, 210.

A color variety of *lituratus* having the head black; thorax with a large black spot on disk which reaches base but not apex; elytra black with only a small reddish spot near apex or with the outer margins also narrowly reddish-yellow. Length 3-3.5 mm.

Throughout the State; frequent. May 12-August 2. Taken by sweeping roadside herbage and beating hickory. Forms occur having the body wholly black except the small reddish spot at apex of elytra. These may be known as var. *niger* (2062b).

2063 (6612b). *BASSAREUS LATIVITTIS* Germ., Ins. Spec. Nov., 1824, 558.

Form of *lituratus*. Head and thorax wholly reddish-yellow; elytra with stripes as in *lituratus*; under surface, legs and antennæ black. Length 3-4 mm.

Throughout the State, frequent. May 28-June 26. Occurs on flowers of yellow puccoon, Jersey tea and foliage of hickory. Said by Knab to be a distinct species, but the differences, except in color of head and thorax, between it and *lituratus* are very slight.

XIV. *CRYPTOCEPHALUS* Geoff., 1764. (Gr., "concealed-head.")

A large genus of compact, subcylindrical forms having the thorax not margined at base, the front edge of its flanks or deflexed portion straight; head in repose wholly hidden within the thorax; male without the modifications of prosternum and first ventral as mentioned under *Bassaricus*; tarsal claws simple. The following species and varieties have been or should be found in the State.

## KEY TO INDIANA SPECIES OF CRYPTOCEPHALUS.

- a.* Elytra black, each with a humeral and apical reddish spot.  
*b.* Surface finely pubescent above and beneath. 2064. *BASALIS*.  
*bb.* Surface above glabrous and shining.  
*c.* Larger, 4-5 mm.; humeral spot of elytra usually extending nearly or wholly across the base. 2065. *QUADRIMACULATUS*.  
*cc.* Smaller, 2.5-3.5 mm.; humeral spot oblong, a little wider behind. 2066. *QUADRA PLEX*.
- aa.* Elytra not black, or if so without distinct humeral and apical spots.  
*d.* Prosternum with an apical lobe or cusp, longer in male than in female.  
*e.* Elytra with numerous spots.  
*f.* Thorax reddish; elytra each with seven spots. 2067. *GUTTULATUS*.  
*ff.* Thorax yellow, with black or brown stripes; elytra with spots more or less united to form bands. 2068. *LEUCOMELAS*.  
*cc.* Elytra without distinct spots.  
*g.* Elytra yellow, each with two broad, oblique black or brown stripes, one of these sometimes absent. 2069. *VENUSTUS*.  
*gg.* Elytra black with sides and apical margin yellow. 2069a. *VAR. CINCTIPENNIS*.
- ad.* Prosternum broadly truncate in front in both sexes.  
*h.* Thorax smooth or finely punctured.  
*i.* Elytra with three narrow, sometimes ill-defined, stripes.  
*j.* Thorax densely punctured, marked with three brown stripes or spots; length 3.5-4.3 mm. 2070. *TRIVITTATUS*.  
*jj.* Thorax sparsely punctured, usually without spots; length 3-3.5 mm. 2071. *INSERTUS*.  
*ii.* Elytra with spots or cross-bands.  
*k.* Larger, 4-7 mm.; elytra pale yellow, with three interrupted brown bands. 2071. *MUTABILIS*.  
*kk.* Smaller, 3-4.2 mm.; elytra brown with yellow spots. 2072. *BADIUS*.
- hh.* Thorax very coarsely punctured.  
*l.* Dull yellow; elytra with three broad, ill-defined reddish bands; larger, 3-4.5 mm. 2073. *TINCTUS*.  
*ll.* Dull reddish-yellow; elytra with dusky suture; smaller, 2 mm. 2074. *STRATIACULUS*.

2064 (GG13). *CRYPTOCEPHALUS BASALIS* Suffr., *Linnaea*, Entom., VII, 1853, 54.

Robust, cylindrical. Black, shining; elytra with a red spot on humeri which extends across the base and along the sides to middle and another on apex. Thorax finely and densely punctured. Elytra with ten regular rows of large punctures. Hind margin of prosternum nearly truncate. Length 5.5-6.5 mm.

Spencer County; rare. May 24. Beaten from oak shrubs. Known heretofore only from Kansas and Texas. Listed as *C. mucronatus* Lec. Resembles *quadrimaculatus*, but larger and distinguished by the pubescence of elytra and the dense punctures of thorax.

2065 (6614). *CRYPTOCEPHALUS QUADRIMACULATUS* Say, Journ. Phil. Acad. Nat. Sci., III, 1824, 441; *ibid.* II, 210.

Robust, cylindrical. Black, shining; elytra with an oblong reddish humeral spot often extending across the base and along the sides to middle, and another rounded one (rarely wanting) at apex; base of antennæ pale. Head coarsely and sparsely punctate. Thorax very finely and sparsely punctured. Elytra with ten regular rows of coarse punctures. Length 4-5.5 mm.

Throughout the State; common. March 11-July 21. Occurs on flowers of Jersey tea and foliage of various shrubs. Varies with the humeral spot extending along the sides to join the one at apex; also with the humeral spot small, the apical one wanting, and rarely (*fulvipennis* Hald.) with the elytra wholly orange yellow. Our most common form, with red spot extending across the base, is var. *notatus* Fab., and should, according to priority, bear that specific name.

2066 (6617). *CRYPTOCEPHALUS QUADRUPLEX* Newm., Entom., 1840, 78.

Smaller and more slender. Humeral spot oblong, a little wider behind (in var. *quadriguttulus* Suffr. reaching to middle of sides), apical spot rounded; antennæ dusky, base yellowish. Elytral rows of punctures very coarse. Length 2.5-3 mm. (Fig. 484.)



Fig. 484 - 5.  
(After Riley.)

Throughout the State; frequent. May 12-July 6. Taken by sweeping and beating various plants. The variety mentioned is much the more common in the State.

2067 (6619). *CRYPTOCEPHALUS GUTTULATUS* Oliv., Ent., VI, 1808, 815.

Short, robust, cylindrical. Reddish; elytra blackish or reddish-brown, each with seven rounded yellow spots, arranged 2, 2, 2, 1, the last one at apex; sometimes a small additional spot on humerus; apical portion of antennæ black. Thorax smooth. Elytra with rows of rather coarse, distant punctures, the 6th and 7th rows confused near the middle. Length 4-5.5 mm.

Lake and Laporte counties; scarce. June 17-July 4. Beaten from white oak. The male is much the smaller and has the ground color of elytra black.

2068 (6622). *CRYPTOCEPHALUS LEUCOMELAS* Suffr., Linnæa, Entom., VII, 1853, 36.

Short, robust, subcylindrical. Above yellow; thorax with four black or dark brown stripes; elytra with three dark cross-bands, the front one the broader, the other two broken into spots; under surface and legs blackish or reddish-brown. Thorax finely and rather closely punctate. Elytra with rows of coarse punctures, the sixth and seventh much confused in front of middle. Length 4-5 mm.

Wells, Putnam, Knox and Posey counties; scarce. June 11–September 11. Occurs on poplar.

2069 (6628). *CRYPTOCEPHALUS VENUSTUS* Fabr., Ent. Syst., II, 1792, 12.

Robust, subcylindrical. Head and thorax reddish brown, the latter with sides narrowly and two oblique basal spots yellow; color of elytra as given in key; under surface and legs reddish brown. Thorax finely and rather closely punctate. Elytra with regular rows of rather fine punctures. Length 4.5–5.5 mm. (Fig. 485.)

Throughout the State; common. May 25–August 2. Occurs on the flowers of "white-top" (*Erigeron*) in timothy meadows, also on those of ironweed, wild sweet potato, etc. Varies greatly in color, the thorax being often entirely reddish (var. *ornatus* Fab.) or the elytra black with sides, narrow line at suture and basal spot yellow (var. *hamatus* Melsh.)

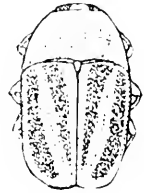


Fig. 485 5.  
(After Wickham.)

2069a (6628c). *CRYPTOCEPHALUS VENUSTUS CINCTIPENNIS* Raud., Bost. Journ. Nat. Hist., II, 1838, 45.

A color variety of *venustus* having the elytra black, with narrow marginal line, apex, and rarely the suture, yellow. Length 4–5 mm.

Northern half of State; frequent. June 15–August 12. Occurs especially on foliage of dwarf birch, *Betula pumila* L., along the borders of marshes.

2070 (6637). *CRYPTOCEPHALUS TRIVITTATUS* Oliv., Ent., VI, 1808, 82f.

Smaller, subcylindrical. Reddish-brown; thorax yellow, with three rather wide brown stripes; elytra brownish-yellow, each with an oblique stripe on side and very narrow margin brown; also with a common sutural stripe and a short stripe or oblong spot at base of fourth interval, brown. Sixth and seventh rows of elytral punctures interrupted and confused. Prosternum nearly flat, strongly margined at sides, acutely bilobed behind. Length 3.5–4 mm.

Lake County; rare. July 30. Occurs on hazel.

*C. insertus* Hald., thorax reddish-brown with sides yellow; elytra yellow, with two broad oblique black stripes; length 4.2 mm., is a southern form recorded from Cincinnati.

2071 (6640). *CRYPTOCEPHALUS MUTABILIS* Melsh., Proc. Phil. Acad. Nat. Sci., III, 1847, 172.

Robust, subcylindrical. Reddish-brown, shining; thorax with apical and side margins narrowly yellow, with or without two oblique basal spots; elytra pale yellow with a large, common brown spot extending backward along the suture; each also with six or seven small brown spots arranged three in a basal row, one or two near middle and two near apex. Thorax

finely, sparsely and shallowly punctured. Elytral punctures rather fine and distant, the sixth and seventh rows more or less confused. Prosternum emarginate and acutely toothed behind. Length 4.6 mm.

Throughout the State; frequent. May 10–August 21. Occurs on foliage of birch and hazel, on flowers of spiraea, Jersey tea, etc. The male has the spots of thorax and elytra black.

2072 (6642). *CRYPTOCEPHALUS BADIUS* Suffr., *Linnaea*, Entom., VI, 1852, 315.

Smaller, robust, subcylindrical. Reddish-brown, shining; thorax sometimes with apical and side margins and hind angles yellow; elytra darker brown marked with yellow as follows: a basal band of confluent spots reaching to sixth stria, a submarginal spot at middle, an interrupted sub-apical band and an apical spot. Thorax very finely and sparsely punctate. Elytra with rows of rather coarse impressed punctures, the sixth to eighth interrupted and obliquely connected. Prosternum deeply emarginate and acutely lobed behind. Length 3.42 mm.

Foscy County; scarce. July 6–July 9. Known from Pennsylvania and Kentucky.

2073 (6644). *CRYPTOCEPHALUS TINCTUS* Lec., *Trans. Amer. Ent. Soc.*, VIII, 1880, 203.

Small, subcylindrical. Dull brownish or reddish-yellow; elytra with three broad, reddish cross-bands, narrowly and vaguely separated by paler yellow. Thorax very coarsely and densely punctured. Striae of elytra deep, coarsely punctured, the seventh and eighth slightly irregular near middle. Length 3.4 mm.

A single specimen in Wolcott collection taken near Hessville, Lake County. September 25. Ranges from Massachusetts to Texas and Florida.

*C. striatulus* Lec., elytral striae regular, was described from northern Illinois.

#### XV. *GIBURUS* Hald. 1849.

Rather robust species resembling the preceding in form and general appearance, but having the thorax distinctly margined behind, the prosternum flat in front and depressed behind, and the front thighs distinctly stouter than the hind ones. One species has been taken in the State and another probably occurs.

2074 (6649). *GIBURUS SCUTELLARIS* Fab., *Syst. Eleut.*, II, 1801, 54.

Robust, subcylindrical. Black, shining; side margins and small spot on disk of thorax, scutellum, median transverse and rounded apical spots of elytra yellow; base of antennae, spot on sides of first, fourth and fifth ventral segments and legs also yellow. Thorax coarsely and sparsely punctured, and with an oblique impression each side near base. Elytra with rows of fine, rather distant and feebly impressed punctures. Length 5.5 mm.



Vigo County; rare. June 11. Taken from flowers of Jersey tea. Dury has taken *G. apustus* Oliy. near Cincinnati. It has the elytra yellow, with black spots and the thorax sparsely punctured.

XVI. PACHYBRACHIUS Chev. 1831. (Gr., "thick short.")

To this genus belong a large number of small, compact, subcylindrical species having the basal marginal line of thorax distinct; presternum feebly channeled; inner rows of elytral punctures usually completely confused, the outer ones tortuous or irregular, separated by more or less interrupted ridges; front thighs distinctly stouter than hind ones. A number of the species vary greatly in color and merge from one form gradually into another, so that they are very difficult to classify. Of the 50 or more species known from the United States, the following have been taken in Indiana:

KEY TO INDIANA SPECIES OF PACHYBRACHIUS.

- a.* Upper surface uniform black, densely punctured.
  - b.* Upper surface pubescent; punctures of elytra everywhere much confused; size larger, 4-4.5 mm. 2075. MOROSUS.
  - bb.* Upper surface glabrous.
    - c.* Punctures of elytra mostly in distinct rows; smaller, 2.5-3.5 mm. 2076. CARBOXARIUS.
    - cc.* Punctures confused over the greater part of surface; length 3.2-4 mm. 2086a. var. NIGRINUS.
- aa.* Upper surface not uniform black.
  - d.* Colors of upper surface definitely arranged.
    - c.* Thorax and elytra black, each with narrow ivory-white marginal lines. 2077. ELEGANS.
    - cc.* Disk of thorax or elytra with spots or stripes.
      - f.* Elytra with stripes; colors yellow and black or brown.
        - g.* Elytra with rows of punctures in great part well defined.
          - b.* Thorax yellow with an M-shaped brown spot (rarely black with narrow, pale margins); elytra with suture and two broad stripes on each, black. 2078. LITIGIOSUS.
          - bb.* Thorax black with margins and narrow median line from front edge to middle, yellow. 2079. OTHONUS.
        - gg.* Elytral punctures confused, the two outer rows distinct; elytra yellow with suture, broad oblique stripe, narrow outer margin and three spots on sides, black. 2080. BIVITATUS.
      - ff.* Thorax or elytra with spots.
        - i.* Colors black and red; rows of elytral punctures very irregular at sides and behind middle; thorax black, usually with margins and two basal spots red. 2081. TRINOTATUS.
        - ii.* Colors black and yellow.

- j.* Thorax black with margins and three discal spots yellow; burger, 3.5-4 mm. 2082. M-NIGRUM.
- jj.* Thorax yellow with either a Y-shaped or an entire oblong median spot and a smaller rounded one each side, black; smaller, not over 3 mm. 2083. TRIDENS.
- dd.* Colors of upper surface irregularly mottled.
- k.* Elytra with well defined though sinuous rows of punctures over most of the surface.
- l.* Outer three or four elytral intervals entire, whitish, in strong contrast with the rows of black punctures; thoracic punctures each side of middle separated by more than their own diameters, their intervals not alutaceous. 2084. ABDOMINALIS.
- ll.* Outer intervals broken into oblong whitish spots; thoracic punctures crowded, their intervals finely alutaceous. 2085. ATOMARIUS.
- kk.* Elytral punctures mostly confused, complete striae visible only on the sides.
- m.* Sides of thorax strongly rounded and incurved near the base, the hind angles obtusely rounded; prosternum deeply concave lengthwise; upper surface densely and very strongly punctured.
- n.* Thorax usually with margins and median line red; elytra mottled with small, white dots, the punctures confused over most of the surface; legs black with yellow spots; size 3.2-4 mm. 2086. LURIDUS.
- nn.* Thorax black with narrow margins yellow, its punctures fine and dense; legs and last ventral wholly yellow; smaller, 2.5 mm. 2087. STICTICUS.
- mm.* Sides of thorax obliquely, broadly rounded or straight, not incurved behind; prosternum flat, scarcely concave, not narrower behind.
- o.* Punctures of elytra uniform in size; two striae visible at sides; dull clay yellow clouded with brown. 2088. HEPATICUS.
- oo.* Punctures of elytra more or less irregular; striae visible at sides and behind.
- p.* Colors red and black.
- q.* Elytra black with a broad, irregular band from the side almost to suture, red. 2089. SUBEASCIATUS.
- qq.* Elytra with broader and paler red band extending from side to side. 2089a. VAR. DILATATUS.
- pp.* Colors yellow, brown or black, mottled.
- r.* Upper surface black with scattered white or yellow markings.
- s.* Thoracic punctures each side of middle coarse, separated by more than their diameters, their intervals distinctly alutaceous; legs wholly pale. 2090. PECCANS.
- ss.* Thoracic punctures crowded, their intervals not or very finely alutaceous.
- t.* Punctures of thorax coarser and more uneven; elytra without an isolated round white spot at middle near suture.

*u.* Elytra with very few white dots; legs wholly black. 2091. *INFAUSTUS*.

*uu.* Elytra with numerous oblong white spaces, arranged in two more or less evident crossbars; legs in part pale. 2092. *FEMORATUS*.

*U.* Punctures of thorax very fine and even, their intervals minutely alutaceous; elytra with rounded white spot at middle near suture. 2093. *CONFUSUS*.

*vv.* Upper surface in great part brownish-yellow with black markings; punctures of thorax fine and dense. 2094. *SPUMARIUS*.

2075 (6655). *PACHYBRACHYS MOROSUS* Hald., Journ. Phil. Acad. Nat. Sci., 1, 1849, 260.

Subcylindrical, robust. Black, subopaque; antennae and legs reddish brown. Thorax with dense, coarse, sieve-like punctures. Elytral punctures everywhere confused; humeral umbone prominent, nearly smooth; surface pubescent in fresh specimens. Length 1-1.5 mm.

St. Joseph County; rare. June 1.

2076 (66831). *PACHYBRACHYS CARBOXIATUS* Hald., Journ. Phil. Acad. Nat. Sci., 1, 1849, 260.

Smaller and less robust than *morosus*. Uniform black, opaque; antennae and tarsi sometimes piceous. Thorax finely, densely and deeply punctate; hind angles obtuse, not rounded. Elytra with distinct rows of coarse punctures, except near scutellum, where they are somewhat confused. Length 2.5-3.5 mm.

Lake, Vigo, Lawrence, Martin and Orange counties, scarce; probably throughout the State. June 2-July 11. Taken in beating oak and sweeping herbage.

2077 (—). *PACHYBRACHYS ELEGANS* sp. nov.

Subcylindrical, robust. Black, shining; thorax with a narrow ivory white line near the side margins, the edge black; elytra each with a similar line, and also with the margin or upper portion of each epipleural lobe white from humerus to middle. Thorax with dense oval, rather coarse punctures which are substrigose on the sides. Elytra with regular rows of deep, rather coarse punctures, those near the suture confused. Under surface, except abdomen, coarsely and rather closely punctured. Length 3.5 mm.

Marshall County; rare. June 24. Beaten from hazel.

2078 (6659). *PACHYBRACHYS LITIGIOSUS* Suffr., Lin. Entom., VII, 1853, 217.

Subcylindrical, robust. Brown or black; legs, thorax and elytra yellow; thorax with brown spots, the middle one divided in front and united with the ones on sides to form a dark M; elytra with sutural and two discal stripes on each dark, the inner one the shorter; these may be confluent and so widened that the light color is reduced to mere lines, in which case

the thorax is usually wholly black except narrow pale margins. Thorax closely and finely punctured. Rows of elytral punctures distinct on middle and sides, confused near suture. Length 2.5-3.5 mm.

Floyd County; rare. June 23.

2079 (6662). *PACHYBRACHYS GITHOXUS* Say, Amer. Ent., 11, 1825, Pl. 28; *ibid.*, 1, 66.

Subcylindrical, robust. Black; head with labrum and three spots on front yellow; elytra with a common sutural stripe and two broad ones each side, black; legs and ventral margins yellow; antennæ dusky. Thorax nearly three times wider than long, densely and rugosely punctured. Length 3.5-4 mm.

Throughout the State; frequent. June 1-July 30. Taken by sweeping herbage along roadsides.

2080 (—). *PACHYBRACHYS BIVITTATUS* Say, Amer. Ent., 1, 1824, 65; *ibid.*, 1, 65.

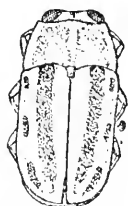


Fig. 486 - 6  
(After Wickham.)

Subcylindrical, robust. Head, thorax, legs and under surface except meso- and metathorax, reddish. Color of elytra given in key; pygidium and margins of last ventral segments yellow. Thorax sometimes with sides, median line and basal spots yellow, its surface rather sparsely, coarsely and deeply punctured. Length 3.5-5.5 mm. (Fig. 486.)

Throughout the State; frequent. May 16-June 16. Occurs on leaves of peppermint and grass in low, moist localities. Listed as *viduatus* Fabr., which is a larger species occurring in the Southern States.

2081 (6671). *PACHYBRACHYS TRINOTATUS* Melsh., Proc. Phil. Acad. Nat. Sci., 111, 1817, 170.

Short, subcylindrical, robust. Black, opaque; head with two red spots between the eyes; thorax with narrow front and side margins, two large basal spots, and a median line from apex to near middle, reddish. Thorax strongly convex, very evenly, deeply and rather coarsely punctured. Elytra coarsely and very irregularly punctured. Length 4-5 mm.

Putnam and Posey counties; rare. June 24-July 9. Occurs on flowers of Jersey tea.

2082 (6672). *PACHYBRACHYS M-NOIRI* M. Melsh., loc. cit.

Subcylindrical, robust. Black, opaque; thorax with front and side margins, median line or spot near apex, and two basal spots, yellow; elytra with basal and apical margins, a space around humerus, two small smooth spots near suture and a large submarginal space on sides, pale yellow; legs spotted with yellow. Thorax rather densely and coarsely punctured. Elytra with humeral umbone, prominent, smooth; rows of punctures very irregular, excepting behind the middle. Length 3.5-4 mm.

Lake and Laporte counties; rare. June 1-June 24. Taken by sweeping herbage. The black markings on thorax resemble the letter M.

2083 (6673). *PACHYBRACHYS TRIDENS* Melsh., Proc. Phil. Acad. Nat. Sci., III, 1847, 172.

Short, subcylindrical, less robust. Head yellow; vertex, and often a spot on front, black; color of thorax given in key; elytra yellow, with a large, common, black cruciform spot on disk, this wider at base, much narrowed at middle, and again widened on apical third, so as to form a common crossbar; each also with narrow marginal line and humeral spot, black; under surface black; antennae and legs yellow, the hind thighs often with black spot. Thorax sparsely and rather coarsely punctured. Elytra with well defined though sinuous rows of coarse punctures. Length 2-3 mm. (Fig. 187.)

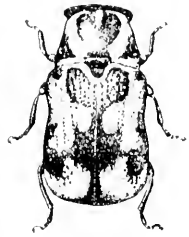


Fig. 187. - 9  
(Original)

Throughout the State; common. May 25-August 2. Occurs on foliage of hickory and elm and on that of many herbs along roadsides. The color varies greatly. The yellow is sometimes pale, sometimes dirty brownish in hue; the dark spots vary from black to dull brown. The median spot of thorax is sometimes Y-shaped, again oblong, and rarely more or less merged with those on sides; while the elytra may be black with only a narrow median line of yellow, or yellow with only the discal spot and three spots on sides black. The sparsely punctured thorax and yellow legs will serve to distinguish it from *spumarius* and other closely allied forms.

2084 (6660). *PACHYBRACHYS ABDOMINALIS* Say, Journ. Phil. Acad. Nat. Sci., III, 1821, 437; *ibid.*, II, 263.

Form and size of the preceding. Head and thorax dull grayish-yellow, irregularly clouded with markings formed by black punctures. Elytral intervals grayish-white and prominent on the sides, the rows of punctures black; the latter confused and intervals much broken on disk near suture; under surface black; sides of abdomen and pygidium marked with paler; legs pale, the femora with a dark spot on middle. Thorax rather coarsely and irregularly punctate, the raised, smooth, gray or dull yellow spaces varying much in size and shape. Length 2-3 mm.

Northern third of State, frequent; not taken south of Marshall and Kosciusko counties. May 12-June 30. Taken by sweeping herbage in low, moist places.

2085 (6690). *PACHYBRACHYS ATOMARIUS* Melsh., Proc. Phil. Acad. Nat. Sci., III, 1847, 170.

Subcylindrical, robust. Black, mottled with whitish; front mostly white; antennae fuscous, the three basal joints paler; thorax black, with the narrow margins and three or four small, scattered spots, whitish; elytra with numerous elongate spaces of the broken intervals whitish; under surface black, the legs varied with white. Length 2.5-3 mm.

Lake, Marshall and St. Joseph counties; scarce. May 29-June 11.

2086 (6689). *PACHYBRACHYS LURIDUS* Fabr., Syst. Eleuth., II, 1801, 45.

Subcylindrical, robust. Black, subopaque; thorax with sides and a narrow median line usually red; elytra with a line at base and usually a number of oblong spaces on the broken intervals dull yellow; antennæ reddish-brown at base, dusky at apex; femora often with a yellow spot. Thorax densely, coarsely and deeply punctured, often with a portion of a smooth median line; hind angles obtusely rounded. Elytra with coarse, confused punctures over the greater part of the surface, the rows visible only on sides and behind middle. Length 3.2-4 mm.

Throughout the State; scarce. June 1-July 9. Occurs on flowers of Jersey tea and on foliage of the false indigo, *Baptisia leucantha* T. & G. The elytra, and sometimes the entire body, are wholly black. In the latter instance the name var. *nigrinus* (2086a) is herewith given to distinguish them from the other black species, *morosus* and *carbonarius*. The punctures of thorax are much coarser than in the latter.

2087 (—). *PACHYBRACHYS STRICTUS* sp. nov.

Slender, subcylindrical. Dull black, mottled with yellowish; front dull yellow, with a median black line; antennæ yellow, the outer joints fuscous; thorax with very narrow margins, a median elongate dash and three or four minute spots each side dull yellow; elytra with a narrow basal line, extending from humerus to and back of scutellum and two backward spurs from same, dull yellow; also with numerous elongate marks on apical third and a larger spot at apex, yellowish; under surface black, the legs and last ventral yellow. Elytral intervals very narrow and much broken; punctures minute, crowded, their intervals finely abfaceous; humeral umbone prominent, shining black. Length 2.5 mm.

Floyd County; rare. June 28.

2088 (6697). *PACHYBRACHYS HEPATICUS* Melsh., Proc. Phil. Acad. Nat. Sci., III, 1847, 171.

Subcylindrical, moderately robust. Above dull clay yellow, more or less clouded with brownish; elytra usually with a brown spot on each humerus and four or five similar spots on apical third, of which a common sutural one is the largest; under surface reddish-brown. Thorax rather coarsely, closely and evenly punctured. Elytra coarsely and evenly punctate without striae except two near margin each side. Prosternum flat, truncate at apex. Length 2.5-3 mm.

Lake County; rare. July 14. Probably occurs throughout the State, as it has been taken at Cincinnati.

2089 (6698). *PACHYBRACHYS SUBFASCIATUS* Lec., Ann. Lyc. Nat. Hist., I, 1824, 173.

Short, subcylindrical. Black, feebly shining; thorax with sides and often a dorsal spot reddish; elytra with a median angulate reddish band extending from sides almost to suture and often a smaller spot near apex.

Thorax densely punctured, the hind angles almost rounded. Elytra with sinuous rows of punctures and convex intervals at sides and behind middle, confusedly punctured on basal half. Length 2.5-3.5 mm.

Marshall, Vermillion and Lawrence counties; scarce. May 11-June 14.

2089a (66701). *PACHYBRACHYS SUBFASCIATUS DILATATUS* Suffr., *Linnaea Entom.*, VII, 1853, 162.

Very similar to the preceding but broader. Elytra with median band covering more than one-third the length and often sending a spur forward to the scutellum. Punctures of elytra almost everywhere confused; intervals nearly obsolete except on apical third. Length 3-3.5 mm.

Orange and Posey counties; scarce. May 13-June 4. Taken by sweeping herbage in low places.

2090 (6691). *PACHYBRACHYS PECCANS* Suffr., *Linnaea Entom.*, VII, 1853, 192.

Short, subcylindrical. Black, shining; head with three or four spots and labrum yellow; thorax with narrow marginal line and two or three irregular smooth spots yellow; elytra with a line at base and along sides, an irregular space at apex and a number of scattered dots, pale yellow; pygidium in great part yellow. Thorax sparsely and coarsely punctured. Elytra with three or four irregular rows of coarse punctures, the others much confused. Length 2.5-3 mm.

Marshall and Crawford counties; rare. May 26-June 10. Occurs on leaves of hickory. Its general range is southern.

2091 (6692). *PACHYBRACHYS INEFAUSTUS* Hald., *Journ. Phil. Acad. Nat. Sci.*, I, 1849, 262.

Short, subcylindrical. Black, feebly shining; head often with labrum and a curved line in front of each eye dull yellow; thorax wholly black or with a few minute, smooth whitish dots; elytra usually with a number of smooth, oblong yellowish spaces, these sometimes reduced to mere white dots or points; front and middle femora with a white spot at apex. Thorax with rough, coarse, sieve-like punctures. Elytra with coarse punctures, confused except on apical third. Length 2-3 mm.

Throughout the State; common. April 26-August 2. Occurs on foliage of the greater ragweed, wahoo and other plants.

2092 (6691). *PACHYBRACHYS FEMORATUS* Oliv., *Ins.*, VI, 1808, 810.

Robust, subcylindrical. Black, with numerous dull yellow marks; front black, with a narrow yellow line near the eyes; thorax with three or four large, irregular yellow blotches; elytra with intervals broken near middle and at apical third into oblong white spaces which form two crossbars, also with similar spaces near apex; pygidium with white marks; under surface black. Elytral punctures everywhere confused. Length 2.6-3 mm.

Throughout the State; scarce. July 4-July 29.

2093 (—). *PACHYBRACHIYS CONFUSUS* Bowd., Can. Ent., XLJ, 1909, 320.

Rather robust. Black with yellow markings; front black with two yellow triangular spots between the eyes and an irregular quadrate spot between the antennæ; thorax with front angles, narrow marginal line, a median line to middle and a small spot each side at base, yellow; elytra with basal line as in *sticticus* and numerous rounded, scattered raised spaces, whitish; under surface and legs black, spots on thighs and rings on tibiae pale. Thorax with surface very smooth and even, the punctures and intervals as described in key. Elytral punctures everywhere confused. Length 2.5-2.7 mm.

Knox County; scarce. August 2. Swept from vegetation near margin of cypress swamp. Described from Mississippi and Virginia. A member of the Austroriparian fauna.

2094 (6695). *PACHYBRACHIYS SPUMARIUS* Suffr., Linn. Ent., VII, 1853, 179.

Short, robust; subquadrate. Head black, with labrum and two curved lines between the eyes brownish-yellow; thorax and elytra brownish-yellow, irregularly clouded with markings formed by black punctures; the black on thorax forming a vague Y-shaped figure on disk, with an irregular space each side. Punctures of elytra in sinuous rows on apical half, elsewhere much confused; the ridges broken and irregular, the remnants in part dull yellow. Length 3-3.5 mm.

Throughout the State; frequent. June 24-August 3. Occurs on flowers of wild hydrangea and Jersey tea.

#### XVII. *MONACHIUS* Chev., 1834. (Gr., "single.")

Small, broadly oval and convex species, having the eyes strongly emarginate; antennæ rather long with joints 6-11 broader; scutellum elongate, acutely triangular, not elevated behind; prosternum flat, broader than long, slightly rounded behind. The females have the fifth ventral segment impressed with a large, circular, rather deep fovea. Two of the five species occur in the State.

##### KEY TO THE INDIANA SPECIES OF *MONACHIUS*.

- a.* Thorax smooth, opaque; color nearly black. 2095. *ATER*,  
*aa.* Thorax with punctures near the base; color steel blue. 2096. *SAPONATUS*.

2095 (6702). *MONACHIUS ATER* Hald., Journ. Phil. Acad. Nat. Sci., 1, 1849, 264.

Oval. Black, shining; thorax very dark blue; labrum and base of antennæ dull yellow. Elytral rows of punctures less distinct than in the next. Length 2.5-3 mm.

Throughout the State, frequent; less so in the southern counties. June 16-August 15. Occurs on foliage of milkweed and other herbs.



2096 (6703). *MONACHUS SAPONATUS* Fabr., Syst. Eleut., II, 1801, 55.

Ovate. Dark steel blue, shining; labrum and four basal joints of antennae dull yellow. Thorax with scattered shallow punctures near the base. Elytral punctures coarse on basal half, finer and subobsolete near apex. Length 2-2.5 mm.

Throughout the State; frequent. May 29-August 15. Taken by beating and sweeping foliage.

### XVIII. *DIACHUS* Lec. 1880.

Very small, subcylindrical oval species, having the tarsal claws broader at base; antennae not more than half the length of body, with joints 6 to 11 broader; eyes feebly emarginate; thorax as wide as elytra; prosternum usually quadrate and flat.

#### KEY TO INDIANA SPECIES OF *DIACHUS*.

- a.* Head and thorax dark metallic; scutellum obtusely triangular.
- b.* Upper surface not uniform blue.
  - c.* Scutellum flat; head and thorax dull reddish-brown; elytra brassy green; legs yellow. 2097. *AURATUS*.
  - cc.* Scutellum elevated behind; upper surface dark bluish-green; antennae and legs reddish-brown. 2098. *CATABIUS*.
- bb.* Upper surface uniform blue; antennae and legs yellow. 2099. *PALLIDICORNIS*.
- aa.* Head and thorax yellow; elytra metallic green; scutellum acutely triangular. 2100. *CHLORIZANS*.

2097 (6707). *DIACHUS AURATUS* Fabr., Syst. Eleut., II, 1801, 57.

Oval, subcylindrical. Head and thorax reddish-brown, bronzed; elytra brassy green or brownish; antennae, legs, sides and under surface of thorax dull yellow; abdomen black. Thorax very finely alutaceous. Rows of elytral punctures fine but complete. Length 1.5-2 mm.

Throughout the State; common. May 31-August 7. Taken by sweeping and beating.

2098 (6712). *DIACHUS CATABIUS* Suffr., Linnaea, Entom., VII, 1853, 68.

Form of *auratus*. Dark bluish-green, shining. Antennae, legs and prosternum dull yellow. Thorax distinctly alutaceous. Punctures of elytra coarser than in *auratus*. Length 2-2.5 mm.

Marshall, Starke, Kescinsko and Knox counties; scarce. June 11-July 15.

2099 (6713). *DIACHUS PALLIDICORNIS* Suffr., Linnaea, Entom., VII, 1853.

Oval, subcylindrical. Dark steel-blue, shining; antennae and legs yellow. Thorax finely alutaceous, not punctured. Elytral punctures rather coarse. Length 2-2.5 mm.

Throughout the State; frequent. May 11-July 6. Taken by beating and sweeping foliage.

2100 (6714). *DIACHUS CHLORIZANS* Suffr., *Linnaea, Entom.*, VII, 1853, 76.

Oval, subcylindrical. Head, thorax and legs yellow, shining. Elytra metallic green. Rows of elytral punctures entire. Length 2 mm.

Lawrence and Harrison counties; rare. June 24.

### XIX. TRIACHUS Lec. 1880.

Here belong the smallest of Chrysomelids, none of them being over 1.5 mm. in length. They are oval in form and have the claws widely dilated; antennæ about half as long as body, with the last five joints wider; eyes feebly emarginate; prosternum flat, quadrate, margined at sides, truncate behind; elytral striae consisting of small punctures. Two of the four known species occur in the State.

2101 (6715). *TRIACHUS ATOMUS* Suffr., *Linnaea, Entom.*, VII, 1853, 74.

Oval, convex. Piceous-brown, thorax slightly paler; legs yellow. Thorax smooth, feebly punctured at sides. Rows of elytral punctures obsolete except on sides. Length 1.2-1.5 mm.

Crawford County; scarce. June 24-July 25. Taken by sweeping huckleberry bushes.

2102 (6717). *TRIACHUS VACUUS* Lec., *Trans. Amer. Entom. Soc.*, VIII, 1880, 197.

Oval, convex. Dull yellow, the elytra often clouded with darker. Thorax sparsely and finely punctured, more deeply at sides, not margined at base. Rows of elytral punctures very fine but distinct on disk. Length 1-1.3 mm.

Throughout the State; common. May 16-June 29. Beaten from vegetation.

### Tribe VII. EUMOLPINI.

A large group of medium or small-sized oblong, convex (rarely rounded or oval) species, usually uniform metallic, though sometimes dull yellow or spotted in hue. They have the head plainly visible, moderate in size and deflexed; eyes more or less emarginate; antennæ usually long, filiform, widely separated at base; thorax margined at base, except as mentioned in key to genera; elytra rounded at tip, entire; front coxæ globose, separated by the prosternum, the cavities closed behind; tarsi broad, the third joint deeply bilobed, the claws toothed or cleft.

The following paper, in addition to those mentioned under the family heading, treats especially of the genera composing the tribe:

*Horn*.—"The Eumolpini of Boreal America," *in Trans. Amer. Ent. Soc.*, XIX, 1892, 195-234.

Of the 19 genera ascribed to the tribe by Horn, 14 are known to be or should be represented in the State.

## KEY TO INDIANA GENERA OF EUROPEAN.

- a.* Front margin of thorax beneath curved, forming lobes behind or below the eyes.
- b.* Body above pubescent or scaly.
- c.* Thorax without distinct margins on sides; form subquadrate; elytra brown or black. XX. ADOXUS.
- cc.* Thorax with distinct side margins.
- d.* Margins of thorax dentate; front tibiae toothed on inner side near apex. XXI. MYCETORUS.
- dd.* Margins of thorax entire; front tibiae simple. XXII. GYPTOSCELES.
- bb.* Body above not pubescent or scaly.
- c.* Elytral punctures in distinct, regular rows; middle and hind tibiae emarginate on outer edge near apex. (Fig. B9.) XXIII. TYPOPHORUS.
- cc.* Elytral punctures confused or irregular; tibiae all entire.
- f.* Bluish-green, shining; tarsal claws divergent; legs dark. XXIV. CHRYSOCHEUS.
- ff.* Brown; tarsal claws divaricate; legs pale. XXV. TYMNES.
- aa.* Front margin of thorax beneath straight.
- g.* Thorax without distinct margins on sides.
- h.* Body above not metallic; head without a groove above the eyes.
- i.* Thorax transverse; front thighs with a small tooth; third joint of antennae not longer than second. XXVI. XANTHONIA.
- ii.* Thorax cylindrical; thighs not toothed; third joint of antennae longer than second. XXVII. FIDIA.
- hh.* Body above metallic green or bronzed; head with a groove above the eyes; length less than 1.5 mm. XXVIII. GRAPHOPS.
- gg.* Thorax margined on the sides.
- j.* Head with distinct grooves above the eyes; middle and hind tibiae emarginate near apex. XXIX. METACHROMA.
- jj.* Head without grooves above the eyes.
- k.* Side margins of thorax irregular or undulating.
- l.* Prosternum narrow, contracted between the coxae. XXX. COLASPIS.
- ll.* Prosternum wide, its sides nearly parallel. XXXI. RHABDOPTERUS.
- kk.* Side margins of thorax regular and entire.
- m.* Third joint of antennae distinctly longer than second, the outer five joints not abruptly wider. XXXII. NEMOTHA.
- mm.* Joints 2 to 5 of antennae very nearly equal in length, the outer five joints rather abruptly wider; form nearly globose; thorax without basal marginal line. CHRYSOMELA.

XX. ADOXUS Kirby, 1837. (Gr., "without glory.")

A single species represents this genus in Europe and the northern United States.

2103 (6726). *ADOXUS OBSCURUS* Linn., Syst. Nat., Ed. X, 1758, 375.

Subquadrate. Head, thorax, under surface and femora dark brown or black; elytra, tibiae and basal half of antennæ brown or brownish-yellow, sparsely clothed with prostrate pubescence. Thorax subglobose, much narrower than elytra, densely and rather finely punctured. Elytra with numerous irregular rows of fine punctures. Length 5.6 mm.

Steuben County; scarce, July 4. Our form is the variety *vitis* Fabr., distinguished by the paler elytra. In the typical species they are of the same color as the thorax. It is a species of northern range and probably occurs only in the Transition life zone of the State.

XXI. *MYOCHROUS* Erichs., 1847. (Gr., "mouse + color.")

In this genus the form is oblong, and the upper surface is rather thinly clothed with hair-like scales. One of the three species occurs in the State.

\*2104 (6738). *MYOCHROUS DENTICOLLIS* Say, Journ. Phil. Acad. Nat. Sci., III, 1821, 418; *ibid.* II, 215.

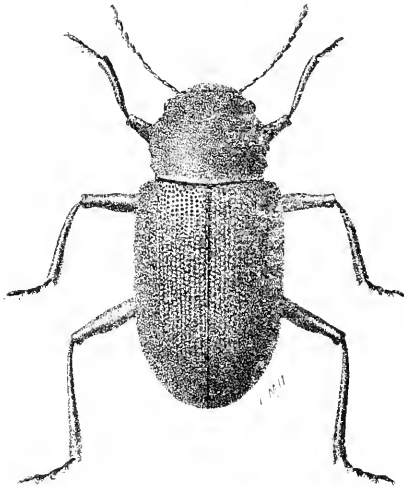


Fig. 188. 6. (After Forbes.)

Oblong, convex. Brown, bronzed; base of antennæ dull red. Thorax wider than long, side margins with three blunt teeth near the middle; surface densely clothed with grayish-yellow scales. Elytral margins feebly dentate; surface with rows of deep, close-set punctures, sparsely clothed with yellowish scales. Last ventral of male with a small fovea. Length 5.7 mm. (Fig. 188.)

Throughout the western half of State, frequent; more so in the southern counties. February 28–October 9. Hibernates beneath rubbish in open woods. Taken in spring by sweeping herbage.

XXII. *GLYPTOSCELUS* Lec., 1859. (Gr., "carved + tibia.")

Species above the average in size for the tribe, brown in color and having the body more or less densely clothed with prostrate

scaly hairs or scales. Two species have been taken in the State and two others perhaps occur.

## KEY TO INDIANA SPECIES OF GLYPTOSCELUS.

*a.* Tarsal claws cleft.

*b.* Surface clothed with prostrate hairs.

*c.* Elytra with a distinct depression surrounding the scutellum; surface sparsely but equally clothed with gray and brown hairs.

PUBESCENS.

*cc.* Elytra convex at base; surface hairs all brownish.

2105. BARBATA.

*bb.* Surface clothed with hair-like whitish scales.

2106. LIEBECKI.

*aa.* Tarsal claws simple; elytra acute at tip and slightly prolonged; surface clothed with scale-like hairs.

CRYPTICA.

2105 (6730). GLYPTOSCELUS BARBATA Say, Journ. Phil. Acad. Nat. Sci., V, 1826, 296; *ibid.* 11, 341.

Oblong, convex, robust. Bronzed, feebly shining; rather thickly clothed with prostrate reddish-brown hairs; antennae and tarsi dull reddish-brown. Thorax narrower than elytra, widest at middle, slightly narrowed at base, coarsely and closely punctured. Elytra finely and irregularly granulate-punctate. Length 5.5-7.5 mm.

Southern third of State; scarce. May 16-June 6. Occurs on the foliage of wild grape and hickory.

*G. pubescens* Fab., length 8-9.5 mm., occurs in the "Middle States Region." *G. cryptica* Say, length 7.5-9 mm., is known from Missouri, Kansas and Dakota.

2106 c. — 1. GLYPTOSCELUS LIEBECKI sp. nov.

Longer and less convex than *barbatus*. Reddish-brown, shining, feebly bronzed; thickly clothed above and beneath with prostrate, whitish, hair-like scales. Thorax about as broad as long, sides nearly straight, not narrowed at base, rather coarsely, closely and deeply punctured. Elytra finely and rather densely punctured, the punctures not in rows, the tips not prolonged. Tarsal claws deeply cleft, the inner lobe the shorter. Length 7-9 mm. (Fig. 189.)

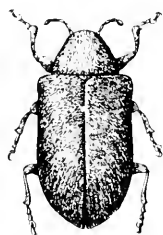


Fig. 189. — 3  
(Original)

Knox, Martin and Posey counties; scarce. May 16-June 9. The thorax is sometimes darker than elytra and the surface is more distinctly bronzed in male than in female. Named in honor of the well-known Coleopterist, Chas. Liebeck of Philadelphia, Pa., who has shown me many favors during the preparation of this paper.

XXIII. *TYPOPHORUS* Erichs. 1847. (Gr., "impression + bearing.")



Fig. 490 Leg of *Typophorus cancellus*, showing emarginate hind tibia, tarsal joints, and cleft tarsal claw (After Forbes.)

To this genus belong the species listed by Henshaw under the name *Paria*. They have the eyes surrounded by a rather deep groove; tarsal claws bifid; elytra with rows of punctures; antennæ with second joint thicker but shorter than third. Three species and a number of varieties comprise the genus.

KEY TO SPECIES OF *TYPOPHORUS*.

- a.* Bright blue; size larger, 5.5-7 mm. 2107. *VIRIDICYANEUS*.  
*aa.* Reddish-yellow, usually with black markings; sometimes wholly black; smaller, not over 4 mm.  
*b.* Elytra without a large, common, saddle-shaped black mark. 2108. *CANCELLUS*.

*bb.* Elytra, with a large, median, saddle-shaped black space. 2109. *SELLATUS* 2107 (6751). *TYPOPHORUS VIRIDICYANEUS* Crotch., Proc. Phil. Acad. Nat. Sci., 1873, 40.

Oblong-oval, strongly convex. Dark greenish-blue, shining; antennæ reddish at base, the five outer joints blackish. Head and thorax finely and very sparsely punctate, the latter narrower than elytra, its sides feebly curved. Elytra with regular rows of rather fine, shallow punctures; sides with a fold or costa extending from the humeral elevation obliquely backward toward the margin. Length 5.5-7.5 mm.

Southern third of State; scarce, June 16-August 2. Occurs on the foliage of the hedge bindweed, *Convolvulus sepium* L.

2108 (6747-6750). *TYPOPHORUS CANCELLUS* Fab., Syst. Eleut., II, 1801, 52.

Oblong-oval, convex. Color exceedingly variable, as noted in the color varietal key below; surface shining. Thorax nar-

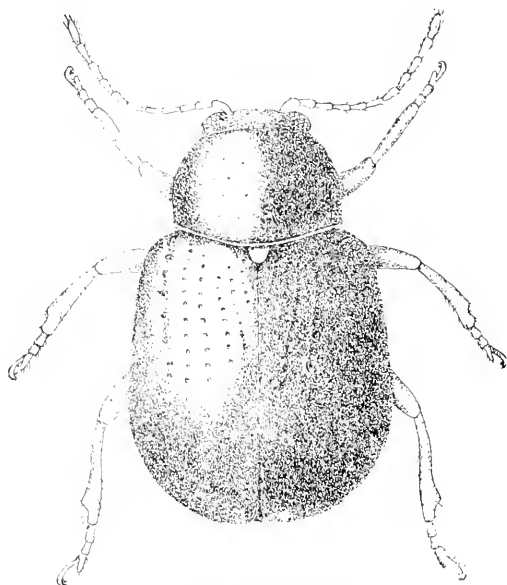


Fig. 491 · 11 (After Forbes.)

lower than elytra, variably punctured, sometimes nearly smooth, often, in the black varieties, alutaceous and subopaque. Elytra with rows of rather fine punctures, these often indistinct on sides and apical third. Length 3-4 mm. (Fig. 491.)

One of the most common of the Chrysomelidae, occurring in large numbers throughout the State. Taken by beating or sweeping vegetation.

KEY TO COLOR VARIETIES OF *T. CANELLUS*.

- a*. Elytra wholly black.
- b*. Thorax black.
- c*. Legs black. 2108a. *ATERRIMUS*.
- cc*. Legs pale. *GILVIPES*.
- bb*. Thorax reddish-yellow. 2108b. *THORACICUS*.
- aa*. Elytra pale or spotted.
- d*. Thorax black, elytral spots larger. 2108c. *QUADRINOTATUS*.
- dd*. Thorax yellow or slightly reddish.
- e*. Elytra with black spots.
- f*. Spots of elytra confluent to form a black stripe on each. 2108d. *VITTATUS*.
- ff*. Spots of elytra separate.
- g*. Two spots on each elytron; suture often picuous. 2108e. *QUADRIGUTTATUS*.
- gg*. Three spots on each elytron. 2108f. *SEXNOTATUS*.
- cc*. Elytra pale, without spots. 2108g. *PUMILUS*.

2108a (6748). *TYPHIORUS CANELLUS ATERRIMUS* Oliv., *Ent.*, VI, 1808, 943.

The head of this variety is often reddish and not always black, as stated by Horn. The subvariety *gilvipex* Dej. differs only in the legs and antennae being wholly pale.

Throughout the State; common. April 12-July 13. Occurs especially on foliage of wild grape. Taken in early spring by sifting and probably hibernates.

2108b (—). *TYPHIORUS CANELLUS THORACICUS* Melsh., *Proc. Phil. Acad. Nat. Sci.*, III, 1847, 168.

Head and thorax and usually the legs, reddish or reddish-yellow. Examples in which the thorax is partly black and partly red, thus connecting it with *aterrimus*, are often met with.

Occurs throughout the State. May 20-August 17. Mating June 22.

2108c (6747b). *TYPHIORUS CANELLUS QUADRINOTATUS* Say, *Journ. Phil. Acad. Nat. Sci.*, III, 1821, 115; *ibid.*, II, 213.

Head either black or reddish; black spots of elytra located on the middle of the base and behind the middle and sometimes confluent; legs and antennae usually pale. It seems to vary more in size than the other forms.

More common in the southern counties. April 20–August 2. Occurs beneath bark in early spring and on foliage of linn, redbud, etc., in May.

2108d (----). *TYPOPHORUS CANELLUS VITATUS* Horn, Trans. Amer. Ent. Soc., XIX, 1892, 208.

In this variety the black spots on each elytron are merged to form a narrow stripe.

Lake and Vermillion counties; scarce.

2108e (6747a). *TYPOPHORUS CANELLUS QUADRIGUTTATUS* Lec., Proc. Phil. Acad. Nat. Sci., 1858, 86.

The black spots of elytra are usually rounded and somewhat indistinct; the color otherwise is wholly dull reddish-yellow.

Throughout the State; frequent. April 29–July 26. Occurs mostly in sandy localities. The typical *canellus* differs only in having the suture dark.

2108f (6747). *TYPOPHORUS CANELLUS SEXNOTATUS* Say, Journ. Phil. Acad. Nat. Sci., III, 1824, 445; *ibid.* II, 213.

Form somewhat more elongate than in the others. Color wholly pale, dull yellow, with three black linear spots, one near base, the other two on middle, parallel, the inner one the longer.

Lake, Clark, Vigo and Posey counties; scarce. April 16–June 17. Occurs on horseweed and juniper.

2108g (6750). *TYPOPHORUS CANELLUS PUMILUS* Lec., Col. Kans., 1859, 23.

Thorax either black or dull reddish-yellow; elytra wholly of the latter hue.

Throughout the State; scarce. April 23–September 9.

2109 (— ). *TYPOPHORUS SELLATUS* Horn, Trans. Amer. Ent. Soc., XIX, 1892, 208.

Oblong-oval, strongly convex. Reddish-yellow; elytra with a very shining black discal space extending from base two-thirds to apex and on sides to fifth or sixth row of punctures. Thorax more than twice as wide as long, sides feebly curved, hind angles rounded; disk finely alutaceous, finely and sparsely punctured. Elytral punctures distinct but more shallow on sides and near apex, the first and scutellar rows often more or less confused. Length 3–4.5 mm.

Throughout the State; more common northward. May 9–July 21. Occurs especially on the shrubby St. Johnswort, *Hypericum prolificum* L. Described as a variety of *canellus*, but the color is not or very little variable.



## XXIV. CHRYSOCHUS Chev. 1834. (Gr., "goldsmith.")

This genus is represented in the eastern United States by a single large polished green species which lives upon the foliage of milkweed (*Asclepias*).

2110 (6711). CHRYSOCHUS AURATUS Fab., Ent. Syst., 1775, 101.

Oblong, convex. Green, brilliantly polished; elytra often with a coppery or brassy tinge; antennæ, legs and under surface bluish-black. Head and thorax with coarse, very sparse, deep punctures intermingled with minute ones. Elytra finely and irregularly punctate. Length 8-11 mm.

Throughout the State; common. June 11-August 10. Occurs on dogbane or Indian hemp (*Apocynum*) as well as milkweed.

## XXV. TYMNES Chap. 1874.

Here belong three medium-sized oblong forms, two of which have been taken in Indiana, while the other, *violaceus*, perhaps occurs, having been described from Pennsylvania. The key is that of Dr. Horn.

## KEY TO SPECIES OF TYMNES.

- a.* Sides of metasternum comparatively smooth.
  - b.* Color variable, green, bronze or cupreous; elytra coarsely punctate even to the apex; apical angle acute, very slightly prolonged in the male. 2111. TRICOLOR.
  - bb.* Color deep blue with violaceous reflections; elytra not coarsely and rather sparsely punctate, at apex quite smooth; apical angle not acute. VIOLACEUS.
- aa.* Sides of metasternum densely and coarsely punctured; color picous, slightly bronzed; elytra moderately coarsely punctured even to the apex; sutural angle well defined, not acute. 2112. METASTERNAIS.

2111 (6744). TYMNES TRICOLOR Fab., Ent. Syst., 1, 1775, 316.

Oblong, convex, subparallel. Bronzed or greenish, shining; brown beneath; antennæ and legs pale reddish-brown. Thorax rather closely and finely punctured on sides, nearly smooth on middle and toward base. Elytra irregularly and rather coarsely punctate. Male with last ventral segment broadly emarginate and with a transverse depression. Length 6-7.5 mm.

Throughout the State; frequent. June 1-July 21. Taken by beating hazel, oak, wild grape and ironweed.

*T. violaceus* Horn, was described from Allegheny, Pennsylvania.

2112 (6745). TYMNES METASTERNAIS Crotch., Proc. Phil. Acad. Nat. Sci., 1873, 38.

Form and color of the preceding, but shorter and less shining. Head and thorax more closely and evenly punctured. Elytra somewhat more sparsely punctured and with traces of costæ. Length 5-6 mm.

Throughout the State; common. May 1—June 17. Occurs with *tricolor*.

XXVI. *XANTHONIA* Baly, 1863. (Gr., "yellow.")

Three small oblong brownish species having broad elytra, narrower thorax and pubescent surface belong here. Two of the three occur in the State.

KEY TO INDIANA SPECIES OF *XANTHONIA*.

- a*. Punctures of elytra very confused; color usually dull reddish-brown or clay-yellow with piceous spots; sometimes wholly reddish-yellow. 2113. *10-NOTATA*.  
*aa*. Punctures of elytra much finer and arranged in quite regular rows, but slightly confused near the suture; color usually pale reddish-yellow, often dark, never spotted. 2114. *VILLOSULA*.

2113 (6720). *XANTHONIA 10-NOTATA* Say, Journ. Phil. Acad. Nat. Sci., III, 1824, 445; *ibid.* IV, 213.

Oblong or subquadrate. Brownish-red, sparsely clothed with suberect brownish pubescence; elytra each usually marked with eight or ten irregular piceous spots, sometimes wholly dull pale yellow; antennæ and legs pale reddish-yellow. Head and thorax densely punctate. Front femur of male with a small tooth. Length 3 mm.

Throughout the State; common. April 26—October 10. Occurs on oak, beech and elm.

2114 (6721). *XANTHONIA VILLOSULA* Melsh., Proc. Phil. Acad. Nat. Sci., III, 1847, 169.

Form of the preceding. Dull reddish-brown or pale yellow, pubescent; head and thorax usually darker than elytra; antennæ and legs dull yellow. Thorax wider at base than apex, sides rounded, densely and coarsely punctured. Elytra with distinct rows of rather fine punctures. Length 3-3.5 mm.

Throughout the State; common. May 21—August 11. Beaten from hazel and oak.

XXVII. *FINDA* Baly, 1863. (NL., a nonsense name.)

The species of this genus resemble those of *Adoxus* in form, but differ by having the front margin of thorax straight, the sutures separating the side pieces of prosternum wholly obliterated, and the legs much longer. From *Xanthonia* they may be known by the cylindrical thorax and larger size. The males have the front tibia curved inwards near the tip.

KEY TO INDIANA SPECIES OF *FIBIA*.

- a.* Piceous or nearly black; punctures of elytral striae coarse and deep; intervals flat, punctures not dense. 2115. *LONGIPES*.  
*aa.* Reddish to pale brown; punctures of elytral striae not very coarse; intervals flat, densely punctured. 2116. *VITICIDA*.

2115 (6721). *FIBIA LONGIPES* Melsh., Proc. Phil. Acad. Nat. Sci., III, 1847, 169.

Elongate, subcylindrical. Fuscous or smoky to piceous, rather densely clothed with ash gray prestrate hairs; tibiae, base of antennae and femora paler. Thorax longer than wide, much narrower than elytra; coarsely, densely and deeply punctured. Length 5.5-6.5 mm.

Western and southern portions of the State; frequent. Not taken north of Vermillion County. May 21-August 11. Occurs on the foliage of wild grape.

2116 (6725). *FIBIA VITICIDA* Walsh, Pract. Entom., II, 1867, 87.

Elongate, subcylindrical. Dull reddish-brown, rather thickly clothed with short grayish-yellow pubescence; antennae and legs paler. Thorax wider than long in female, often longer than wide in male, widest at or just behind the middle, finely and densely punctate. Length 6-7 mm. (Fig. 492.)

Southern two-thirds of the State, common; probably throughout. May 27-July 21. Occurs on the wild grape and occasionally does much damage to the cultivated varieties. The adult beetles may be killed by the use of an arsenical spray with lime, at a strength of one pound to 150 gallons of water. The larvae about the roots may be destroyed by bisulphide of carbon or by wetting the soil before the end of June with a kerosene emulsion diluted nine times with water, a gallon or two being poured about the base of the vine.

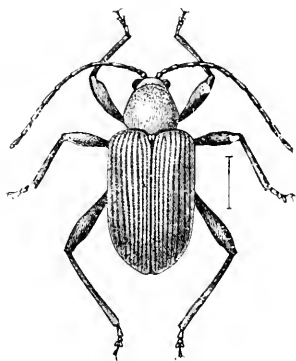


Fig. 492. (After Marlatt in *Far. Bull.* 70, U. S. Dep. Agr.)

XXVIII. *GRAPHIOPS* Lec., 1884. (*Gr.*, "to write or carve"; *ops*, "eye.")

Here belong small subcylindrical pubescent, metallic species, having a deep groove partly surrounding the eyes. Three species have been taken in the State and two others probably occur.

KEY TO INDIANA SPECIES OF *GRAPHIOPS*.

- a.* Thorax strongly margined at base.  
*b.* Clypeus truncate.  
*c.* Thorax punctured on disk, rugose on sides; longer, 4 mm.

2117. *PUBESCENS*.

cc. Thorax rugose over entire surface; smaller, 2-2.5 mm.

2118. CURTIPEXNIS.

bb. Clypeus emarginate.

d. Coppery; head and thorax regularly punctured, not rugose.

2119. MARCASSITUS.

dd. Green or coppery; thorax irregularly punctured and with indistinct smooth spots.

NEBULOSUS.

aa. Thorax feebly margined at base; clypeus emarginate.

VARIANS.

2117 (6767). GRAPHOPS PUBESCENS Melsh., Proc. Phil. Acad. Nat. Sci., 11, 1847, 169.



Fig. 493.  $\cdot \frac{1}{2}$   
(Original.)

Oblong, subcylindrical. Coppery-bronzed, sparsely clothed with ash-gray pubescence. Thorax slightly wider than long, not margined at sides, finely and sparsely punctured, densely and finely wrinkled on sides and often on basal half. Elytra one-half wider than thorax, disk with rows of fine punctures, becoming obsolete behind, and a sutural stria on apical half. Length 3.5-4 mm. (Fig. 193.)

Throughout the State; frequent. March 27-August 8. Probably hibernates. Taken in May by sweeping and in summer on evening primrose.

2118 (6768). GRAPHOPS CURTIPEXNIS Melsh., Proc. Phil. Acad. Nat. Sci., 11, 1847, 169.

Shorter and stouter than *pubescens*. Coppery-brown, sparsely clothed with very short gray hairs. Thorax as wide at middle as elytra; entire surface rugulose and minutely punctate. Elytra finely punctate, with subobsolete rows of larger punctures. Length 2-2.5 mm.

One in the Webster collection labelled "Ind." Ranges from New York to Texas and Florida.

2119 (6769). GRAPHOPS MARCASSITUS Crotch, Proc. Phil. Acad. Nat. Sci., 1873, 35.

Resembles *pubescens* closely in color and general appearance. The form is shorter and proportionally broader, the clypeus deeply emarginate; thorax not rugose; punctures of elytra larger, more distant one from another, and obsolete on apical half. Length 3-3.5 mm.

Marshall, Tippecanoe and Floyd counties; scarce. June 12-July 5.

*G. nebulosus* Lec., length 4 mm., is known from Ohio, Wisconsin and Kansas; *G. varians* Lec., coppery-green or blackish, length 4-4.5 mm., was described from Illinois.

## XXIX. METACHROMA Lec. 1858. (Gr., "after + color.")

Thorax without a lobe behind the eyes, the latter surrounded in front and above by a deep groove; middle and hind tibiae emarginate on outer edge near the tip; antennæ with second and

third joints equal, the fourth as long as fifth. Each elytron has eleven striae, seven of which are between the suture and the umbone, while two run parallel with the side margin. Between these two sets, that is, just outside the seventh, are two short striae which begin from a common point behind the umbone. These are the so-called "short striae" of the key. The species resemble the common and variable *Typophorus caucellus*, but are mostly larger and much more constant in color. Five species have been taken in the State, while one other perhaps occurs.

## KEY TO INDIANA SPECIES OF METACHROMA.

- a.* Thoracic punctures, when present, round, not strigose.  
*b.* Suture between the clypeus and front obliterated, the groove above the eye not extending on the front.  
*c.* Head and thorax more or less punctate.  
*d.* Form more or less oval; thorax with very distinct side margins which, when viewed from the sides, are convex downward.  
*c.* Sixth to eleventh striae of elytra much confused; thorax one-half wider than long, sides feebly curved; elytra dull yellow.  
 2120. *ANGUSTULUM.*  
*cc.* Striae of elytra regular except the two short ones; thorax nearly twice as wide as long, its sides strongly curved; elytra dull yellow with oblong dark spaces.  
 2121. *INTERRUPTUM.*  
*dd.* Form parallel; thorax very feebly margined on sides, the margins straight; color mainly picceous.  
 2122. *PARALLELUM.*  
*cc.* Head and thorax almost entirely smooth; color dull yellow.  
 LEVICOLLE.  
*bb.* Suture between clypeus and front distinctly grooved and formed by the oblique extension of the groove above the eye; color dull yellow; elytral punctures coarse and in regular rows.  
 2123. *PALLIDUM.*  
*aa.* Thorax densely and strigosely punctate; color mostly picceous, elytra sometimes with reddish spots; elytral punctures fine and more or less irregular.  
 2124. *QUERCATUM.*

2120 (45753). *METACHROMA ANGUSTULUM* Crotch, Proc. Phil. Acad. Nat. Sci., 1873, 41.

Oblong-oval. Upper surface, legs and base of antennae dull yellow; under surface picceous; outer six joints of antennae black. Head sparsely punctate, more coarsely and closely on clypeus. Thorax one-half wider than long, slightly narrowed in front; disk convex, sparsely and rather finely punctate. Elytra with the first three to five rows of punctures regular or nearly so, the others much confused, especially toward the apex; intervals smooth. Length 6-6.5 mm.

Lake, Porter, Starke and Posey counties; scarce. June 5-July 8. Beaten from dead willow. A species of western range, therefore probably to be found only in the western portion of the State.

2121 (6757). *METACHROMA INTERRUPTUM* Say, Journ. Phil. Acad. Nat. Sci., III, 1824, 448; *ibid.* II, 215.

Oblong-oval. Pale reddish-brown; thorax with a large piceous spot each side; elytra each usually with the umbone, a sutural line and two oblong discal spots, piceous; under surface reddish-brown to piceous. Thorax nearly twice as wide as long, sides strongly curved, surface sparsely and rather finely punctate, more densely on sides. Length 5.5-6.5 mm.

Vigo County; rare. June 16. Two specimens from willow. Not before recorded east of Kansas.

\*2122 (40359). *METACHROMA PARALLELUM* Horn, Trans. Amer. Entom. Soc., XIX, 1892, 217.

Elongate, parallel, slightly depressed. Piceous black, shining; legs, epipleura, base of antennæ, front of head and sometimes the suture of elytra yellow. Thorax about one-fourth wider than long, scarcely narrower in front, sides curved, the margins very narrow; disk convex, very sparsely and finely punctate. Elytra parallel, narrower only near apex, the rows of punctures all more or less irregular, those outside of third very much so. Length 5-6 mm.

Lake, Vermillion and Vigo counties; frequent. February 12-August 10. A specimen was taken on the former date hibernating between mullein leaves. Occurs in summer on the flowers of dogwood and Jersey tea; also at electric light. The thorax is sometimes partly or wholly dull yellow.

*M. larvicolle* Cr., length 3.5 mm., is a Southern form which may occur in the southwestern part of the State.

2123 (6763). *METACHROMA PALLIDUM* Say, Journ. Phil. Acad. Nat. Sci., III, 1824, 446; *ibid.* II, 214.

Oblong-oval. Dull yellow; head and thorax often reddish-yellow. Head with median frontal impression and suture between clypeus and front distinct. Thorax nearly twice as wide as long, sides strongly curved, surface distinctly and rather closely punctate. Elytral rows of punctures, moderately coarse, obliterated behind the middle, the two short rows somewhat confused. Length 3-4 mm.

Lake and Porter counties; rare. June 15-June 28. Beaten from wild grape.

2124 (6759). *METACHROMA QUERCATUM* Fabr., Syst. Eleut., I, 1801, 417.

Oblong-oval, subdepressed. Dull black or piceous; legs and basal two-thirds of antennæ yellow; head often in part or wholly, and elytra sometimes with a humeral and apical spot, dull red. Thorax nearly twice as wide as long, angles prominent, sides strongly curved, disk convex, opaque, rather densely marked with elongate punctures. Elytra finely alutaceous, the punctures fine and obliterated on apical third, the rows all slightly irregular. Length 3-3.5 mm.

Lake and Laporte counties; frequent. May 28-June 15. Beaten from hazel.

## XXX. COLASPIS Fabr. 1801. (Gr., "mutilated" shield.")

Small, oblong or oval species, having the thorax not lobed behind the eyes; tarsal claws broadly appendiculate; tibiae entire.

2125 (6774). COLASPIS BRUNNEA Fabr., Ent. Syst. Suppl. 1798, 91.

Oblong-oval, moderately convex. Dull brownish- or reddish-yellow, legs always pale; outer joints of antennae often dusky. Head rather coarsely and sparsely punctate. Thorax about one-half wider than long, sides rather broadly curved, angles prominent, disk rather closely and evenly punctate. Elytra with intervals more or less costate, between which are two or three irregular rows of coarse, deep punctures. Male with first joint of front tarsi dilated. Length 4.5-6 mm.

Throughout the State; frequent. June 4-August 11. Occurs on various wild and cultivated plants, among the latter, grape, beans, strawberries, etc. The larvæ are said to feed on the roots of grapes. Variety *flavida* Say is wholly dull yellow, while in the typical *brunnea* the epipleural margin and under surface are brownish, often with a metallic lustre. In var. *costipennis* Dej., the head and thorax are brightly metallic and the elytra brown, with yellow costae.

## XXXI. RHABDOPTERUS Lef. 1885. (Gr., "a rod + wing.")

A single species, formerly listed as *Colaspis pratensis* Say, has been ascribed to this genus by Horn. From *Colaspis* it is separated only by the shape of the prosternum as mentioned in generic key.

2126 (6775). RHABDOPTERUS PICIPES Oliv., Ent., VI, 1806, 886.

Oblong-oval, convex. Brown, bronzed, strongly shining, the elytral margins often greenish-bronzed; antennae and legs reddish-yellow, the outer joints of former often dusky; under surface of body greenish, abdomen brown, its tip paler. Head coarsely and sparsely punctate, clypeus more closely punctate. Thorax nearly twice as wide as long, narrowed in front, sides strongly curved, hind angles prominent; disk rather sparsely and finely punctate. Elytra coarsely but not closely punctate, the punctures irregular on the disk, a line representing the third interval smooth. Length 4-5 mm.

Throughout the State; scarce. June 24-August 11. Occurs on linn, wild grape, etc. Resembles *Tymnus mclasternalis* very closely; separated by the absence of thoracic lobes behind the eyes, the more sparsely punctured thorax and smooth metasternum.

## XXXII. NODOXORA Lef. 1885. (Gr., "knot" back.")

Small, oval, convex, greenish-bronzed or bluish forms, having the thorax with side margins entire and basal marginal line present; third antennal joint distinctly longer than second, the sixth joint

shorter than either the fifth or seventh. All four of the forms recognized by Horn occur in Indiana. They were formerly included under the genus *Colaspis*.

## KEY TO SPECIES OF NOBIXOTA.

- a.* Clypeus much contracted between the bases of the antennæ; surface above finely punctate, beneath not or but little punctate. 2127. CLYPEALIS.
- aa.* Clypeus broad between the antennæ.
- b.* Form short, oval; punctuation of thorax simple; elytra without a costa behind the umbone.
- c.* Upper surface shining; metasternum not punctate on sides. 2128. TRISTIS.
- cc.* Upper surface dull; metasternum coarsely punctate on sides. 2129. CONVEXA.
- bb.* Form oblong, subparallel; punctuation of thorax substrigose; elytra with distinct costa behind the umbone, this sometimes absent in female. 2130. PUNCTICOLLIS.

2127 (10371). NOBIXOTA CLYPEALIS Horn, Trans. Amer. Entom. Soc., XIX, 1892, 231.

Resembles *tristis* closely in form, size and general appearance. Color usually bronzed, shining. Readily separated by the form of the clypeus, which is distinctly narrowed between the insertion of antennæ. Punctures of upper surface less distinct and more sparse. Length 3.5–4 mm.

Southern half of State; frequent. June 17–August 9. Occurs with *tristis*.

2128 (6778). NOBIXOTA TRISTIS Oliv., Ent., VI, 1803, 889.

Oval, convex. Color variable, dull bronze, bluish or bluish-green; antennæ pale at base, the five outer joints and legs piceous. Thorax more than twice as wide as long, front angles prominent, sides regularly curved, finely and rather sparsely punctate. Elytra oval, convex, the umbone distinct; surface more coarsely punctate than thorax, the punctures in irregular rows, two or three of which occur between each interval. Males with first joints of front and middle tarsi distinctly dilated. Length 3–4 mm.

Throughout the State; common. May 24–August 8. Occurs on various herbs and shrubs in dry upland localities. The legs are sometimes dull yellow.

2129 (6778a). NOBIXOTA CONVEXA Say, Journ. Phil. Acad. Nat. Sci., III, 1824, 443; *ibid.*, II, 212.

Oval, convex. Color bronzed, rarely blue, or slightly greenish. Thorax as in *tristis*, the punctures more sparse, the median line usually smoother. Elytra much more coarsely punctate than thorax, the punctures everywhere confused except near apex. Length 4–4.5 mm.



Southwestern portion of the State; scarce. June 12-July 28. Occurs on the greater ragweed, *Ambrosia trifida* L., in low, moist places. The larger size, more truly oval form and coarsely punctured sides of metasternum readily distinguish this from *tristis*.

2130 (6778b). *NOBOSOMA PUNCTICOLLIS* Say, Journ. Phil. Acad. Nat. Sci., III, 1826, 111; *ibid.*, 11, 212.

Oblong, nearly parallel. Bluish, greenish or bronzed, moderately shining; basal joints of antennae, and rarely the legs, reddish-yellow. Head and thorax distinctly albaceous, the latter more than twice as wide as long, sides feebly curved, front angles acute; surface with rather dense, elongate punctures. Elytra coarsely and irregularly punctate, the punctures in rows near apex. Umbone marked with a distinct impression and with usually a short raised line or costa behind it. Length 3.5-4.2 mm. (Fig. 494.)



Fig. 494. (After Chittenden in Bull. VII, New Ser., U. S. Dep. Ent.)

Southern half of State; frequent. May 28-July 4. Occurs on the flowers of wild rose and the foliage of various herbs.

*Chrysodina globosa* Oliv., broadly oval, convex, bronze-blue or brassy, length 2.5 mm., is said to occur from the "Middle States to Colorado and Arizona."

#### Tribe VIII. CHRYSOMELINI.

Oval, convex, rarely oblong beetles of moderate, rarely small size, usually variegated in color. They have the antennae of moderate length, widely separated at base, the outer joints somewhat enlarged; eyes feebly emarginate, not prominent; thorax with well-defined side margins; front coxae transverse and widely separated; elytra with distinct epipleurae and covering the abdomen; third tarsal joint entire (except in *Gastroidea* and *Lina*). Representatives of nine of the 13 genera composing the tribe have been taken in the State, while those of one other may occur.

The only papers treating especially of the North American genera comprising the tribe are as follows:

*Rogers, W. F.*—"Synopsis of the Species of *Chrysomela* and Allied Genera Inhabiting the U. S.," in Proc. Phil. Acad. Nat. Sci., VIII, 1856, 29-39.

*Linell, Martin L.*—"A Short Review of the Chrysomelas of North America," in Journ. N. Y. Entom. Soc., IV, 1896, 195-200.

## KEY TO INDIANA GENERA OF CHRYSOMELINÆ.

- a.* Tarsal claws simple.
- b.* Third joint of tarsi entire or scarcely emarginate (except in *Prasocuris*, where it is bilobed).
- c.* Thorax not margined at base; species mostly rather elongate, slightly convex, striped. XXXIII. PRASOCURIS.
- cc.* Thorax margined at base; species larger, more robust and convex.
- d.* Last joint of palpi short, truncate.
- c.* Mesosternum prominent, forming a blunt tubercle between the middle coxæ; front femora of male strongly toothed. XXXIV. LABIDOMERA.
- cc.* Mesosternum not raised above the level of the prosternum; femora simple. XXXV. LEPTINOTARSA.
- dd.* Last joint of palpi not shorter than next to last.
- f.* Tarsal claws parallel, united at base; claw joint dentate beneath. XXXVI. ZYGGRAMMA.
- ff.* Tarsal claws divergent; claw joint simple.
- g.* Sides of thorax not thickened; elytra with darker markings limited by impressed punctures. XXXVII. CALLIGRAPHA.
- gg.* Sides of thorax thickened; elytra without spots. XXXVIII. CHRYSOMELE.
- bb.* Third joint of tarsi emarginate or bilobed.
- h.* Sides of thorax not thickened; elytra unicolorous.
- i.* Punctures of elytra in regular rows; tibiæ not grooved on the outer side. PLAGIODERA.
- ii.* Punctures of elytra dense and confused; tibiæ grooved on outer side. XXXIX. GASTROIDEA.
- hh.* Sides of thorax thickened; elytra often spotted or spotted and striped. XL. LIXA.
- aa.* Tarsal claws toothed or bifid; tibiæ not dilated and not toothed. XLI. PHYLLODECTA.

XXXIII. PRASOCURIS Lat. 1802. (Gr., "leek-green + a spear.")

Rather small, elongate or oval, feebly convex species having the upper surface brassy-green or bronzed-black and striped with dull yellow. The three known species have been taken in the State, while a fourth is herewith described for the first time.

## KEY TO SPECIES OF PRASOCURIS.

- a.* Yellow stripes of elytra not united at base.
- b.* Form elongate, parallel; length 5 or more mm. 2131. PHELLANDRIÆ.
- bb.* Form short-oval; length not over 4 mm. 2132. OVALIS.

aa. Yellow stripes of elytra united at base.

c. Thorax a little wider than long.

cc. Thorax nearly twice as wide as long.

2133. VITTATA.

2134. OBLIQUATA.

2131 (6782). PRASOCURIS PHELLANDRI Linn., Syst. Nat., ed. 10, 1758, 376.

Elongate, slender, parallel. Piceous or blackish, feebly bronzed. Thorax broadly margined each side, and elytra each with a discal and marginal stripe, united at apex, dull yellow. Thorax quadrate, sides almost straight, surface coarsely and sparsely punctate. Elytra with regular rows of rather fine, close-set punctures. Length 5.6 mm. (Fig. 495.)

Lake County; frequent. April 23-May 28. Occurs in the sand dune regions on or beneath the prickly-pear cactus (*Opuntia rufinocquii* Engelm.). The larva is said to bore in the stems of marsh marigold (*Calltha*) and other semiaquatic plants.

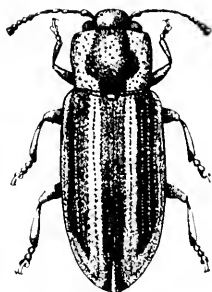


Fig. 495. - 6  
(Original)

2132 (—). PRASOCURIS OVALIS sp. nov.

Short, oval, feebly convex. Blackish, slightly bronzed; thorax narrowly margined with dull yellow; elytra each with a narrow marginal and discal yellow stripe, uniting at apex, the latter oblique near base but not merging with the former. Thorax one-half wider than long, sides curved in front of middle, surface sparsely and rather coarsely punctate. Elytra oval, with regular rows of rather fine punctures, those of the fifth to seventh rows widely separated. Length 3.5-4 mm.

Lake, Wells and Vigo counties; scarce. May 20-July 10. Occurs on the leaves of sedges in low, moist places.

2133 (6783). PRASOCURIS VITTATA Oliv., Entom., V, 1807, 595.

Elongate, narrow. Greenish-black, shining; thorax broadly margined on sides with reddish-yellow; elytra each with a reddish-yellow marginal stripe and a narrow paler one on disk, the two united at base and apex; under surface, legs and antennae black, the tibiae sometimes pale. Thorax but slightly wider than long, apex deeply emarginate, disk sparsely, unevenly and finely punctate. Elytra parallel, umbone carinate; punctures rather fine and deep, those of the first row somewhat confused. Length 3.5-4.5 mm.

Lake County; scarce. May 5-May 21. Readily known from the next by the more slender form and narrower thorax.

2134 (6784). PRASOCURIS OBLIQUATA Lec., Pract. Entom., 11, 1866, 9.

Elongate-oval. Black, tinged with greenish; thorax with broad marginal stripe, and elytra each with discal and marginal stripe, uniting at

both base and apex, yellow. Thorax nearly twice as wide as long, finely and sparsely punctate. Elytra with somewhat irregular rows of close-set fine punctures. Length 4.5-5.5 mm.

Lake County; scarce. May 5-June 24. Taken by sweeping marsh vegetation.

XXXIV. *LABIDOMERA* Chev. 1834. (Gr., "forceps + femur.")

The old genus, *Doryphora* Ill., was discarded by Linell in his paper, *loc. cit.*, and the North American species were distributed among this and the next genus, the two being separated only by the characters given in the generic key. To *Labidomera*, as characterized, belongs only a single species and a western variety.

\*2135 (6785). *LABIDOMERA CLIVICOLLIS* Kirby, Faun. Bor. Amer., IV, 1837, 213.

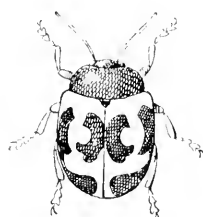


Fig. 496.  $\frac{1}{10}$ .  
(After Knobel.)

Oval, convex, robust. Dark blackish-blue; elytra frange yellow with a large, black, cruciform common spot in front of middle, each with a triangular spot behind the humerus, and a V-shaped one near apex; these spots sometimes in part or all confluent to form one or two broad transverse bands. Thorax three times as wide as long, sparsely and finely punctate. Elytral punctures fine, arranged in irregular double rows. Length 8-12 mm. (Fig. 496.)

Throughout the State; frequent on the foliage of the common milkweed, *Asclepias syriaca* L. January 5-August 3. Hibernates beneath logs partly buried in sand, mullein leaves, etc. One of the largest and most handsome of our Chrysomelids.

XXXV. *LEPTINOTARSA* Stal. 1858. (Gr., "slender + tarsi.")

Two of the 12 species recognized by Linell occur in Indiana, the others being found in the Western and Southwestern States. One of the two is the common injurious "Colorado potato beetle" and the other is very similar in appearance.

KEY TO INDIANA SPECIES OF LEPTINOTARSA.

- a.* Elytra with double rows of confluent punctures, the suture and five narrow stripes on each black; epipleura pale. 2136. *DECEMPLINEATA*.  
*aa.* Elytra with single rows of regular punctures; each with five narrow black stripes, the third and fourth usually united at base and apex. 2137. *JUNCTA*.

2136 (6789). LEPTINOTARSA DECEMLINEATA Say, Journ. Phil. Acad. Nat. Sci., III, 1821, 153; *ibid.* II, 218.

Oval, robust, convex. Dull yellow; thorax with two short, divergent lines on disk and six small spots each side, black; elytra with suture and five narrow lines on each side, black, the second and third united near apex; knees and tarsi blackish. Length 5.5-11 mm. (Fig. 197.)

The original home of this well-known beetle was Colorado, Say having described it from the Upper Missouri River, where it fed upon the sand nettle, *Solanum rostratum* Dunal. It made its way gradually eastward, migrating from one potato patch to another, aided, doubtless, by railways and commerce, until it has spread over the whole of the eastern United States. It first appeared in numbers in Indiana about 1868, and the first beetles ever collected by the writer were these "new-fashioned" or "Colorado potato bugs," an old tin basin and a stout stick being the paraphernalia used. Suffice it to say they were not taken for a collection, but at a fixed sum per hundred, paid to the children to clear the patch of the pests. Afterwards the discovery that a solution of Paris green "would fix 'em" put the tin basin method of collection out of vogue.

For a number of years the potato industry in the State was almost destroyed by this beetle, but its damages gradually lessened, until now they appear much fewer in numbers than between the years 1870 and 1890, and are readily kept in check by Paris green and other arsenites. The beetle hibernates in the ground, both as pupa and imago, and begins to mate about May first, each female producing 750 to 1,000 eggs, these being laid at intervals through forty days. Under normal conditions it requires but about 36 days from the laying of the eggs to the perfecting of the imago, and in about 14 days after emerging, the beetle begins to lay a second generation of eggs. The first or spring brood becomes fertile, therefore, about July 1st, and the second generation by September 1st. It attacks not only potatoes, but egg plant and other members of the Solanaceae or potato family. The rose-breasted grosbeak, yellow-billed cuckoo or rain-crow, and the quail feed upon the larvæ of the beetle, as do also turkeys and occasionally chickens.

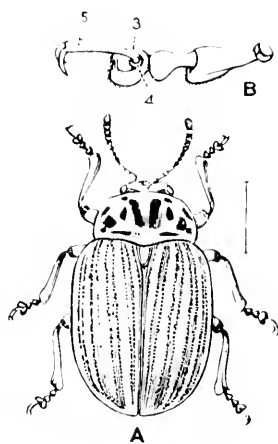


Fig. 197. A, adult beetle; B, hind tarsus of same; 3, third tarsal joint; 4, true fourth joint; 5, so-called fourth joint. (After Sharp.)

2137 (6790). LEPTINOTARSA JUNCTA Germ., Ins. Sp. Nov., 1824, 590.



Fig. 498. a, eggs; b, larva; c, beetle; d, elytra; e, front leg of beetle. (After Riley.)

Form of the preceding, which it resembles very closely. Distinguished mainly by the characters given in key. The femora are marked on the outer side near apex with a black spot. Length 10-12 mm. (Fig. 498.)

Putnam, Lawrence, Knox, Crawford and Posey counties; scarce. June 10-September 21. Feeds on

the horse-nettle, *Solanum carolinense* L. and different species of ground-cherry (*Physalis*). A member of the Austroriparian fauna.

XXXVI. ZYGGRAMMA Chev. 1834. (Gr., "yoke + together.")

To this genus, as at present limited, belong about a dozen of the species formerly listed under *Chrysomela*. All of these but one occur in the Western and Southwestern States. They are oval, convex forms of medium size, having the elytra marked with spots or stripes; last tarsal joint toothed beneath; tarsal claws narrowly separated and connate at base, whence the generic name.

\*2138 (6799). ZYGGRAMMA SUTURALIS Fabr., Syst. Ent., 1775, 95.

Oval or subglobose, convex. Brown, feebly bronzed; elytra yellow, with the first and second intervals and a broad discal stripe dark brown; epipleura pale with dark margins. Thorax three times wider than long, sparsely and coarsely punctured. Elytra coarsely punctured on disk, more finely on sides, the punctures bordering the sutural brown stripe in rows, the others scattered. Length 5.5-6.5 mm.



Fig. 499  
(After Rogers.)

Throughout the State; frequent. April 18-December 10. Occurs in spring on ragweed in low moist places and on flowers of goldenrod in autumn. In var. *casta* Rogers (Fig. 499), the subsutural dark stripe is often divided to behind middle and the discal stripe wholly, or to near apex.

XXXVII. CALLIGRAPHA Eich. 1847. (Gr., "beautiful + writing.")

Form oval or rounded, convex; size medium or rather small; last tarsal joint not toothed beneath; claws widely separated. Eight

species and two varieties have been taken in the State, while two others perhaps occur. All were formerly listed under *Chrysomela*.

## KEY TO INDIANA SPECIES OF CALLIGRAPHIA.

- a.* Elytra with brown and yellow stripes.
- b.* Thorax wholly brown; epipleura dark.
- c.* Last joint of palpi strongly dilated; discal brown stripe of elytra more or less divided by yellow. LUNATA.
- cc.* Last joint of palpi normal; discal brown stripe of elytra entire, notched on outer side. 2139. SIMILIS.
- bb.* Thorax in part yellow; epipleura pale.
- d.* Oval, strongly convex; discal brown spot of thorax large, quadrate, reaching to base. 2140. PRECELSIS.
- dd.* Elongate-oval, much less convex; discal spot of thorax irregular, not reaching base. 2141. ELEGANS.
- aa.* Elytra with irregular spots, the suture usually dark.
- c.* Epipleura of thorax not impressed; legs reddish-brown.
- f.* Thorax wholly dark green or olive green.
- g.* Elytra with a dark double sutural stripe, to which is joined on median third a heavy curved line, the sutural stripe thus appearing to bear three or four short side branches or spurs.
- h.* Form elongate-oval, subdepressed; thorax and elytral markings metallic green or blue-green. 2142. SCALARIS.
- hh.* Form short, oval, convex.
- i.* Thorax and elytral markings dark olive green; small discal spots of elytra ten or more in number.
- j.* Third side branch of sutural stripe (representing the lower part of annexed curved line) heavy, unbroken and curved forward as in *scalaris*. 2143. RHODA.
- jj.* Third side branch of sutural stripe slender and directed obliquely backward. 2143a. var. WALSHIANA.
- ii.* Thorax and elytral markings dark blue-green; small discal spots of elytra three to eight in number; third side branch of elytral suture usually represented by a detached curved spot. 2144. ROWENA.
- gg.* Elytra without a sutural stripe but with a narrow subsutural line. 2145. PHILADELPHICA.
- ff.* Thorax in part or wholly pale.
- k.* Thorax pale with reddish-brown discal spots; elytra with numerous small black spots. 2146. MULTIPUNCTATA.
- kk.* Thorax olive green or brown with pale apical and side margins; elytra with numerous small greenish spots; under side of body greenish. 2146a. var. BIGSBYANA.
- cc.* Epipleura of thorax grooved or impressed; legs black; elytra with a broad, black sutural stripe and with about nine large pale spots surrounded by black rings. MULTIGUTTATA.

*C. lunata* Fab., form of *præcisus*, reddish-brown, elytra yellow with the usual brownish stripes, is said to occur "east of the Rocky Mountains."

\*2139 (6804). *CALLIGRAPHA SIMILIS* Rogers, Proc. Phil. Acad. Nat. Sci., VIII, 1856, 35.

Oval, convex. Brown, feebly bronzed; elytra pale with a broad sutural stripe and a discal stripe brown, the latter broadly notched near middle on outer side. Thorax nearly three times as wide as long, very coarsely and sparsely punctured. First four rows of elytral punctures mostly regular, the others confused. Length 5.5-7 mm.

Throughout the State; frequent. February 21-July 29. Hibernates beneath partly buried logs and rubbish. More common in sandy localities. Often noted crawling over the ground in cultivated fields and, like other members of the genus, feigns death when disturbed. Resembles *Z. suturalis* very closely; distinguished by its more oval form and notched discal stripe of elytra.

\*2140 (6804). *CALLIGRAPHA PRÆCISUS* Rogers, Proc. Phil. Acad. Nat. Sci., VIII, 1856, 35.

Oval, convex. Dark reddish-brown, bronzed; thorax with sides and front margin reddish-yellow; elytra pale with sutural and one discal stripe on each brown, the latter much narrowed behind and broadly emarginate on outer side. Thorax a little more than twice as wide as long, sparsely and coarsely punctured. Elytra punctured as in *similis*. Length 7-8 mm. (Fig. 500.)

Vermillion, Vigo and Posey counties; scarce. April 6-December 21. Occurs on white top in timothy meadows. Hibernates. Larger and more robust than either *similis* or *Z. suturalis*.

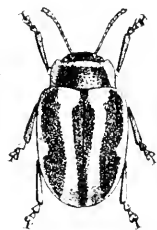


Fig. 500.  
(After Rogers.)

2141 (6805). *CALLIGRAPHA ELEGANS* Oliv., Entom., V, 1807, 533.

Elongate-oval, less convex. Blackish bronzed; thorax reddish-yellow with dark inverted W-shaped or transverse spot near, but not reaching, base; elytra pale yellow with a common sutural and discal stripe on each bronzed black. Thorax and elytra punctured as in *similis*, the yellow stripes with finer and more numerous scattered punctures. Length 5-6 mm.

Throughout the State; frequent in the northern counties, less so southward. March 14-August 26. Probably hibernates. Occurs beneath rubbish and on various plants, especially thoroughwort and goldenrod, usually in moist localities.



242 (6808). *CALLIGRAPHA SCALARIS* Lec. Ann. Lyc. Nat. Hist., 1, 1821, 173.

Oval, convex. Dark metallic green, shining; elytra creamy white with a broad, greenish, common sutural stripe, which projects three short spurs each side, and each with a large, curved humeral lunule double to near middle and enclosing a round greenish spot; behind the lunule 12 to 15 small greenish spots; antennae and legs reddish-brown. Thorax more than twice as wide as long, coarsely and sparsely punctate and with an irregular impression each side. Elytra finely, sparsely and irregularly punctate. Length 8-10 mm. (Fig. 501.)



Fig. 501 . . . 2  
(After Knab.)

Lake and Laporte counties; scarce. June 10-June 12. Beaten from foliage of linden and elm.

243 (—). *CALLIGRAPHA RHODA* Knab, Proc. Ent. Soc. Wash., XI, 1909, 83.

Subovate, convex. Dark olive green, submetallic; legs, antennae and palpi reddish-brown; elytra creamy white, or often with the apical two-thirds dull reddish-yellow; a common sutural stripe and humeral lunule much as in *scalaris*, the latter enclosing two small spots which are often confluent; disk behind lunule with about 11 small spots. Head and thorax finely alutaceous, coarsely, sparsely and irregularly punctate, the thorax with an irregular impression each side. Pale area of elytra more coarsely and closely punctate than in *scalaris*. Length 7-8 mm.

Lake, Marshall, Marion and Lawrence counties; frequent. April 29-July 15. Knab says of it: "This species feeds exclusively upon the hazel, both in the imago and larval stages, and, as far as known, it is the only species of *Calligrapha* found upon this plant." It will probably be found throughout the State, wherever hazel occurs.

243a (—). *CALLIGRAPHA RHODA WAUSHIANA* Knab, Mss.

A variety of *rhoda* in which the annexed stripe (united with the usual double sutural stripe on median third of elytra) is very slender, less curved than usual and with its front and hind portions directed obliquely forward and backward. Discal elytral spots 15 or 16 in number. Length 7-8 mm.

Lake County; rare. May 25-June 3. Knab's specimens are from Missouri, and he thinks this may be the form mentioned by Walsh as a variety of *C. scalaris* occurring upon the wild plum.

244 (—). *CALLIGRAPHA ROWENA* Knab, Proc. Ent. Soc. Wash., XI, 1909, 85.

Differs from *rhoda* principally as mentioned in key. In mature specimens the greater part of elytral disk is bright orange red, the basal third and broad outer margin golden. Punctuation of elytra distinctly coarser than in *rhoda* and the surface therefore more uneven. Tarsal claws more divergent. Length 6.5-8.5 mm.

Marshall County; rare. June 26. Originally described from Canada, New England and Pennsylvania. While the three forms

described by Knab are undoubtedly distinct from *scalaris*, it is very probable that a large series will show them to be varieties of one species, *rhoda*.

2145 (6809). *CALLIGRAPHIA PHILADELPHICA* Linn., Syst. Nat., ed. 10, 1758, 372.



Fig. 502 2  
(After Knobel)

Resembles *rhoda* closely in form and general color. The pale area of elytra is much greater, the suture being pale with a narrow subsutural black line each side on basal half and with two or three elongate dark spots which represent the spurs or branches of *scalaris*. The humeral lunule is much more narrow and less curved than in *rhoda* and encloses both a shorter lunule and a small spot, while the other discal spots are smaller and more numerous. Length 8-9 mm. (Fig. 502.)

Lake, Marshall, Starke, Kesciusko and Steuben counties; scarce. May 25–July 11. Occurs with the preceding.

2146 (6810). *CALLIGRAPHIA MULTIPUNCTATA* Say, Journ. Phil. Acad. Nat. Sci., III, 1824, 450; *ibid.* II, 216.

Resembles *philadelphia* very closely. Thorax yellow with several small reddish-brown spots arranged in an irregular curved line near the middle and often a darker, narrow, transverse basal spot. Elytra with narrow, dark sutural and subsutural stripe separated by a yellow line and with numerous blackish or greenish spots. Thorax more sparsely and finely punctate than in *scalaris* and without the depression each side. Length 6.5-8.5 mm.

Vigo, Martin and Posey counties; frequent. April 25–October 1. Beaten from foliage of thorn and red haw (*Crataegus*).

2146a (6810a). *CALLIGRAPHIA MULTIPUNCTATA BIGSBYANA* Kirby, Faun. Bor. Amer., IV, 1837, 212.

Oval, convex. Reddish-brown or greenish, feebly bronzed; thorax with a large brown or greenish spot on basal half, the apical and side margins pale; elytra pale with narrow sutural and subsutural dark stripes sometimes confluent, and numerous small spots greenish or reddish-brown. Length 6.5-8.5 mm.

Northern half of State; frequent. May 21–October 1. Beaten from vegetation of various kinds. Feeds on willow and poplar.

*C. multiguttata* Stål, is a western form which has been recorded from Cincinnati.

XXXVIII. *CHRYSOMELA* Linn. 1735. (Gr., "golden + fruit.")

This genus, as now limited, contains oval convex species of medium size having the elytra of one color and, in our species, the margin of the thorax distinctly and abruptly thickened.

2147 (6821). *CHRYSOMELA AURIPENNIS* Say, Journ. Phil. Acad. Nat. Sci., III, 1821, 452; *ibid.* II, 218.

Oblong-oval. Head, thorax, scutellum and under surface dark violaceous blue; elytra coppery red or brassy green, strongly shining. Thorax twice as wide as long, finely and sparsely punctate. Elytra with somewhat regular rows of distant, rather coarse but not impressed punctures. Length 8-11 mm.

Lake County; scarce. April 15-August 24. Occurs in the sand dune region, usually about the prickly-pear cactus. Linell gives its range as Texas to Nebraska.

2148 (6821). *CHRYSOMELA SUBOPAQA* Rogers, Proc. Phil. Acad. Nat. Sci., VIII, 1856, 36.

Oblong-oval. Uniform purplish-black, feebly bronzed, subopaque and above finely nitaceous. Thorax nearly twice as wide as long, disk finely and sparsely punctate, and with a few coarse punctures along the inner side of the thickened margin. Elytra with irregular rows of rather fine, scarcely impressed punctures. Length 7-9 mm.

Vigo and Crawford counties; rare. June 28-November 9. Occurs from New York to Texas.

*Plagioderia viridis* Melsh., greenish to fuscous or brassy, shining, length 3 mm., was described from Pennsylvania.

XXXIX. *GASTROIDEA* Hope, 1840. (Gr., "belly-form," i. e., pot-bellied.)

Small, oblong-greenish forms having the punctures of elytra dense and confused and the sides of thorax not thickened. The females have the abdomen very much swollen before their eggs are laid, making it difficult for them to move about.

2149 (6830). *GASTROIDEA POLYGONI* Linn., Syst. Nat., ed. 10, 1758, 370.

Oblong-oval. Head, elytra and under surface brilliant green or blue; thorax, legs, base of antennae and tip of abdomen reddish; tarsi and apical two-thirds of antennae black. Thorax twice as broad as long, sides rounded, surface finely and sparsely punctate. Length 4-5 mm. (Fig. 503.)

Southern half of State, frequent; probably throughout. April 29-October 6. Occurs on the knot-grass, *Polygonum ariculare* L. in yards and along pathways.



Fig. 503.  
(After Harris.)

2150 (6832). *GASTROIDEA CYANEA* Melsh., Proc. Phil. Acad. Nat. Sci., III, 1847, 175.

Oblong-oval. Uniform brilliant green or blue; antennae, legs and under surface purplish-black. Head and thorax finely and sparsely punctate; elytra densely and rather roughly punctate. Length 4-5 mm.

Southern half of State; frequent. April 18–June 15. Occurs on various species of dock (*Rumex*).

XI. *LINA* Meg. 1823. (Gr., "flax.")

Oblong, feebly convex species, having the sides of thorax thickened and the elytra usually spotted or striped. Three species are known from the State and another may occur.

KEY TO INDIANA SPECIES OF *LINA*.

- a.* Thorax with sides yellow and disk dark metallic green.  
*b.* Elytra reddish-yellow with rounded black spots, which are sometimes merged into transverse bands. 2151. *INTERRUPTA*.  
*bb.* Elytra dull reddish or greenish-yellow, with elongate black spots. 2152. *SCRIPTA*.  
*aa.* Thorax green or yellow, the sides not paler.  
*c.* Elytra dull yellow without spots; thorax green. *TREMULE*.  
*cc.* Elytra purplish-black, narrowly margined with yellow. 2153. *OBSOLETA*.

2151 (—). *LINA INTERRUPTA* Fab., Syst. Eleut., 1, 1801, 438.



Fig. 504.  $\times 6$ . (After Forbes.)

Oblong-oval. Black; thorax with a yellow margin enclosing a small black dot; elytra dull yellow with usually six spots on each, more or less confluent; base of antennae and tibiae reddish. Thorax with the black center very finely, the thickened yellow sides coarsely, punctate. Elytra with numerous rather coarse, scattered punctures. Length 6.5–8.5 mm. (Fig. 504.)

Throughout the State; common on willow, cottonwood, etc. April 2–August 11. The dull yellow of elytra is red in life. The spots of elytra vary much in shape and are sometimes absent, except the two median ones on each. Known as *lapponica* Linn. in most collections, but the latter is a European species with thorax wholly metallic.

2152 (GS39). *LINA SCRIPTA* Fabr., Syst. Eleut., 1, 1801, 438.

More elongate and parallel than the preceding. Thorax and under parts usually similar in color to those of *interrupta*, but the former sometimes reddish with four small black spots in a curved line at center. Elytra with the suture and seven elongate



Fig. 505. *a.*, beetle, normal form; *b.*, *c.*, *d.*, *e.*, variations of elytra. (After Riley.)

spots on each black, the outer ones sometimes confluent to form a marginal stripe. Upper surface punctured as in *interrupta*. Length 7-9.5 mm. (Fig. 505.)

Throughout the State; frequent. April 15-September 18. Lives on the foliage of cottonwood, Carolina poplar and other members of the genus *Populus*.

*L. tremula* Fabr., is an introduced European species which is known to occur in Massachusetts and Michigan.

2153 (6810). *LIXA OBSOLETA* Say, Journ. Phil. Acad. Nat. Sci., 11, 1821, 153; *ibid.* 11, 218.

Oblong-oval. Head, elytra and under surface purplish-black; thorax with reddish margins enclosing a rounded black spot, or reddish with three or four blackish spots at center; elytra with the margins, tips and often two short, indistinct lines on basal half, reddish-yellow. Elytra more coarsely and densely punctured than in *scripta*. Length 7-8 mm.

Lake County; rare. Two specimens taken by Wolcott near Hesselville and Pine. May 2-June 30.

#### XLI. PHYLLODECTA Kirby, 1837. (Gr., "leaf to bite.")

This genus is represented in the State by one oblong, convex species having the front coxal cavities open; front tibiae slender, neither toothed nor produced at tip; tarsi with third joint much wider and longer than first and second and deeply bilobed; tarsal claws toothed.

2154 ( ). *PHYLLODECTA VITELLINÆ* Linn., Syst. Ent. Nat., ed. 10, 1758, 370.

Oblong, convex. Purple, shining; under surface piceous, bronzed. Antennæ slender, less than one-half the length of body; third joint longer than second and one-half longer than fourth. Thorax one-third broader than long, front angles prominent, hind ones rectangular, base without a marginal line; surface sparsely and irregularly punctured, the punctures on sides coarser than those on disk. Elytra with rows of moderate sized punctures, those on the sides coarser and more or less irregular. Length 4-5 mm.

Steuken County; rare. June 17. Taken by sweeping herbage in tamarack swamp. Occurs on the willow, *Salix longifolia*. A European species introduced by commerce. Of it Knab writes me: "Generally passes in collections as *P. vulgatissima* L., but Weise states that the latter species has the thorax finely margined behind. I have seen no American specimens with this character."

## Tribe IX. GALERUCINI.

Small or medium-sized leaf-eating beetles, having usually a somewhat oblong form and a softer body covering than in those tribes already treated. All of them agree in having the head exposed; antennæ placed upon the front between the eyes and therefore close together at base, the third joint usually smaller than fourth; eyes not emarginate, finely granulate; thorax truncate or emarginate in front, with the sides distinctly margined; elytra longer than abdomen; prosternum very narrow, usually invisible between the front coxæ, which are therefore contiguous; hind femora slender, adapted for walking; hind tibiæ usually without terminal spurs; tarsi slender, not retractile.

Many members of the tribe are very injurious to vegetation, among them being the striped cucumber beetle, the long-horned corn beetle and the imported elm-leaf beetle. The principal papers treating especially of the genera comprising the tribe are as follows:

*LeConte*.—"On the Species of *Galeruca* and Allied Genera inhabiting North America," in *Proc. Phil. Acad. Nat. Sci.*, 1865, 204-222.

*Horn*.—"The *Galerucini* of Boreal America," in *Trans. Amer. Ent. Soc.*, XX, 1893, 57-136.

Horn, in the paper last cited, recognized 20 genera as belonging to the tribe. Of these 12 are known to be or should be represented in the State.

## KEY TO INDIANA GENERA OF GALERUCINI.

- a.* Front coxal cavities closed behind.
  - b.* Tarsal claws appendiculate, i. e., with broad expansion at base; tibiæ with spurs; smaller, not over 7 mm.
    - c.* First joint of antennæ longer than fourth, third joint elongate; elytra dull red or yellow with black spots. XLII. CEROTOMA.
    - cc.* First joint of antennæ not longer than fourth, third joint shorter; elytra metallic blue or greenish. AGELASA
  - bb.* Tarsal claws bifid; front and hind tibiæ without spurs; larger, 9 or more mm. XLIII. GALERUCA.
- aa.* Front coxal cavities open behind.
  - d.* Claws of tarsi bifid or simple.
    - e.* All the tibiæ without terminal spurs.
      - f.* Epipleuræ short, scarcely passing the middle of elytra; elytra metallic blue with a dull yellow median crossbar. MONOCESTA.
      - ff.* Epipleuræ long, reaching nearly to tips of elytra.
        - g.* Antennæ longer than half the body; tarsal claws deeply bifid in both sexes.

- h.* Third joint of antennæ shorter than fourth; size larger, 7 or more mm. XLIV. TRIRHABDA.
- hh.* Third joint of antennæ longer than fourth; smaller, not over 6.5 mm. XLV. GALERUCILLA.
- gg.* Antennæ not reaching middle of body, third joint longer than fourth; tarsal claws narrowly bifid in males, simple in females. MONOXIA.
- cc.* Tibiæ, in part at least, with terminal spurs.
- i.* Middle and hind tibiæ with terminal spurs; antennæ similar in the sexes; elytra greenish or greenish-yellow, usually with black spots or stripes; thorax usually with two fossæ or pits. XLVI. DIABROTICA.
- ii.* All the tibiæ with minute terminal spurs; fifth to seventh joints of antennæ broadly dilated in male; elytra shining bluish-green with a narrow yellow border. XLVII. PARATRIARIUS.
- dd.* Claws of tarsi appendiculate.
- j.* Epipleura not distinct; tibiæ without spurs; color black and yellow. XLVIII. PHYLLOROTICA.
- jj.* Epipleura well defined.
- k.* Tibiæ with spurs; elytra black or blue. XLIX. LUCERODES.
- kk.* Tibiæ without spurs; elytra black and yellow. L. PHYLLICTHUS.

XLII. CERATOMA Chev. 1834. (Gr., "horn joint.")

To this genus belongs a single rather small, oval species, having the antennæ slender, first joint rather long, second short, third nearly as long as first, fourth shorter, 5-11 nearly equal; first joint of hind tarsus as long as the following joints together.

\*2155 (6845). CERATOMA TRIFURCATA FORST., Nov. Sp. IBS., 1771, 29.

Oval, narrower in front, moderately convex. Body beneath and head black; above dull yellow, rarely reddish, the elytra usually with black basal and side margins, the latter extending nearly to apex and with three black spots on each side of and close to suture, the hind one the smaller; the spots and border often in part lacking, sometimes to such an extent as to leave only the scutellum black; antennæ and legs yellow, the tibiæ and often the femora in part black. Thorax nearly twice as wide as long, slightly narrowed in front, margin broader near base; disk very finely and sparsely punctate. Elytra with irregular rows of fine, rather distant punctures. Length 3.5-5 mm. (Fig. 506.)

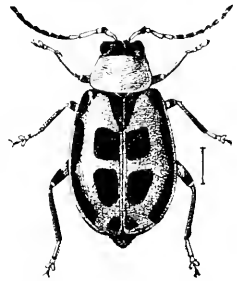


Fig. 506 (After Chittenden in Bull. IX, New Ser., U. S. Div. Ent.)

Throughout the State; frequent. February 21-October 18. Hibernates in small numbers beneath logs and other cover in low, moist places. Occurs in summer on bush-clover (*Lespedeza*), tick

trefoil, beans and other leguminous plants. Listed as *C. caminca* Fab. In one specimen at hand the dorsal spots of elytra are merged to form a stripe each side of suture. If destructive to bean leaves, hand picking early in the season and spraying with arsenicals later will serve as remedies.

*Agabus halensis* Linn., oval, convex, dull yellow, elytra blue or greenish, length 5-7 mm., is known from Connecticut and Wisconsin, and may yet be found in Indiana.

#### XLIII. GALERICA Geoff. 1764. (L., "a helmet-caterpillar.")

Broadly oval, subconvex species having the head moderately large, not deeply inserted; front grooved between the antennae, which are rather stout, not longer than half the body, joint three nearly twice as long as the second, three to ten gradually decreasing in length, eleventh longer; scutellum nearly semicircular; epipleurae entire; tibiae carinate on outer edge, the middle pair with one terminal spur; first joint of hind tarsi nearly as long as the next two, the claws cleft slightly behind the middle, the inner lobe much the smaller. Two species are known from the United States. One of them, introduced from Europe, has been taken in Indiana.

#### 2150 (1871). GALERICA POMONÆ Scop. Ent. Carniol. 1763: 82.

Broadly ovate, subconvex. Dark piceous brown above, black beneath, feebly shining; elytra narrowly margined with dull yellow. Thorax more than twice as wide as long, very coarsely and densely punctured; disk with a broad but shallow median groove and with an irregular depression each side. Elytra each with three or four smooth raised lines, the broad intervals with dense, coarse, confluent punctures. Length 8.5-11 mm.

Laporte and Kosciusko counties; rare. July 1-August 26. The larvae feed on the foliage of *Phlox divaricata* and *Dentaria laciniata*. The species was first taken in this country by Dury near Cincinnati in 1878 and probably occurs sparingly throughout the State.\*

*Monocasta coryli* Say, dull yellow, elytra metallic blue, length 10-16 mm., occurs on hazelnut and is known from Virginia, Illinois and Kansas.

#### XLIV. TRIRHABDA Lec. 1865. (Gr., "three-rod.")

Medium-sized elongate-oblong, feebly convex species with usually opaque, finely punctured and pubescent surface; antennae slender, two-thirds the length of body; thorax much broader than long, widest at middle, the angles distinct and more or less prominent;

\*A full account of its habits and life history, by J. J. Davis, is given in Entomological News, July, 1907.



elytra elongate, parallel, distinctly margined at sides, the epipleura narrow; color in our species brown with dull yellow stripes; tarsal claws of males narrowly bifid at tip, of females more broadly bifid behind the tip. Three species have been taken in the State, while another perhaps occurs.

## KEY TO INDIANA SPECIES OF TRIRHABDA.

- a.* Thorax more than twice as wide as long; epipleura of female piceous. 2157. BREVICOLLIS.  
*aa.* Thorax not twice as wide as long; epipleura always pale.  
*b.* Elytra very densely and finely punctured, the punctures so dense as to be indistinct as such; black stripes of elytra united near tips.  
*c.* The yellow discal stripe of elytra broader at base, gradually narrowed to tip, and extending only three fourths to apex. TOMENTOSA.  
*cc.* The yellow stripe broad, parallel and entire. 2158. CANADENSIS.  
*bb.* Elytra closely punctate but the punctures distinctly separated; black stripes of elytra not united near tips. 2159. VIBGATA.

2157 (6897). TRIRHABDA BREVICOLLIS Lec., Proc. Phil. Acad. Nat. Sci., 1865, 221.

Elongate-oval. Head and thorax dull yellow, the former with a small black spot on vertex; the latter with three irregular fuscous spots, the middle one often forked or cordate, sometimes wanting; elytra dull yellow with a common sutural piceous stripe, broad at base and gradually narrowing to apex, each also with a piceous stripe extending from humerus nearly to tip, then curving, and joining the sutural in the male; antennae piceous, the three basal joints in part pale; femora yellow, tibiae on outer side and tarsi piceous. Thorax with sides obtusely angulate; disk with a rather deep oblique impression each side. Elytra closely and finely punctate. Length 8.5-9.5 mm.

DeKalb, Vigo, Putnam and Marion counties; frequent locally June 23-September 21. Occurs especially on leaves of prickly ash, *Xanthoxylum americanum* Mill.

*T. tomentosa* Linn., length 8.5-10 mm., occurs abundantly on the Atlantic coast from Long Island to Florida. It is herewith included as the range of *brevicollis* was given "Sea coast Florida to Texas," and one is as likely to occur in Indiana as the other.

2158 (6892b). TRIRHABDA CANADENSIS Kirby, Fann. Bor. Amer., IV, 1837, 249.

Elongate-oblong, slightly broader behind. Head and thorax dull yellow, the former with a black spot on vertex; the latter with an oval central spot and a round one each side; elytra with margins and a broad discal stripe dull yellow, the black stripe on side broader behind the middle, then narrower at apex and incurving to join the sutural; antennae piceous, the basal joints partly dull yellow; legs pale yellow, the tarsi dusky. Tho-

rax two-thirds wider than long, slightly narrowed in front, sides sinuate; disk with a vague oblique impression each side, sparsely and coarsely punctate. Elytra sparsely and finely punctate. Length 7.5-10 mm.

Lake and Marshall counties; scarce. July 4-July 30. The larvæ are said to feed on goldenrod (*Solidago*).

2159 (6892a). TRIBLAEDA VIRGATA Lec. Proc. Phil. Acad. Nat. Sci., 1865, 220.

Oblong-oval. Color nearly as in *canadensis* but the yellow stripes narrower, so that the elytra are more black than yellow, and the spots on thorax are usually larger. Antennæ piceous, the basal joints dull yellow beneath, the fifth much longer than third, the second and third together but little longer than fourth. Thorax with sides less sinuate than in the preceding, the surface sparsely and irregularly punctate. Length 7-9 mm.

Throughout the State; frequent. June 25-September 7. Said by Horn to "occur on the Atlantic coast from Massachusetts to Florida."

XLV. GALERUCELLA Crotch. 1873. (Gr., "diminutive of *Galeruca*,")

Small oval brownish or reddish species, having the head usually with a distinct median impressed line; antennæ as long or longer than half the body, the third joint longer than fourth; thorax with a median and two lateral impressions; elytra irregularly punctate, the epipleuræ extending three-fourths to apex; front coxal cavities open behind; tibiæ carinate on the outer side and without terminal spurs; first joint of hind tarsi not longer than the next two; tarsal claws bifid in both sexes. They occur for the most part on herbs growing in low, moist places, on the flowers of water-lilies, or on the foliage of trees and shrubs bordering marshes. Ten of the eleven species recognized by Horn probably occur in the State, while *luticola*, an introduced species, has also been taken. They were formerly classified under the genera *Adimonia* and *Galeruca*.

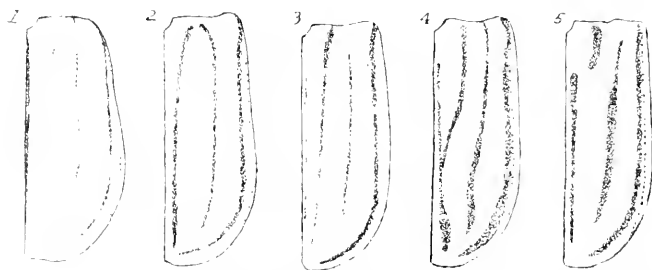


Fig. 507. 1, Elytral markings of *Galerucella americana*; 2, of *G. sex-notata*; 3, of *G. integra*; 4, of *G. notulata*; 5, of *G. notata*. (After Horn.)

## KEY TO INDIANA SPECIES OF GALERUCELLA.

- a.* Antennae similar in color above and beneath; elytra coarsely punctate, more finely towards apex.
- b.* Elytra with elongate black markings or narrow stripes.
- c.* Side margins of elytra not at all flattened; middle coxae separated by the mesosternum.
- d.* Elytra very coarsely punctate; thorax more or less shining, the black spots often indistinct. 2160. AMERICANA.
- dd.* Elytra less convex and less coarsely and more closely punctate; thorax opaque, the spots distinct. 2161. SEXVITATA.
- cc.* Side margins of elytra distinctly flattened; middle coxae contiguous.
- c.* Sutural dark line indistinct or absent, the next inner line long, nearly reaching the apex. (Fig. 507, No. 3.) INTEGRA.
- cc.* Sutural dark line distinct.
- f.* Sutural dark stripe joined by the next at or behind the middle. (Fig. 507, No. 4.) 2162. NOTULATA.
- ff.* Dark stripe next to the sutural one very short, basal. (Fig. 507, No. 5.) 2163. NOTATA.
- bb.* Elytra without elongate dark marks, the side margins often paler.
- g.* Color dull brick red; head red.
- h.* Elytra more coarsely punctured, the intervals between the punctures distinct; surface shining. 2164. CAVICOLLIS.
- hh.* Elytra finely and densely punctured; surface subopaque.
- RUFOSANGUINEA.
- gg.* Color dull yellow, brownish or piceous; occiput usually piceous.
- i.* Form convex, elytra coarsely punctate.
- 2160a. var. AMERICANA.
- ii.* Form subdepressed.
- j.* Middle coxae separated by a prolongation of the mesosternum; thorax angulate at middle, subsinuate behind, hind angles obtuse. 2165. NYMPHEE.
- jj.* Middle coxae contiguous; hind angles of thorax distinct.
- k.* Thorax irregularly punctate, with smooth areas along the apex and near the front angles; elytra dull reddish-brown.
2166. TUBERCLATA.
- kk.* Thorax densely and evenly punctured and opaque; elytra dull brownish-yellow to piceous. 2167. DECORA.
- aa.* Antennae piceous above, pale beneath; elytra rather finely and equally punctate. 2168. LUTEOLA.

2160 (6899). GALERUCELLA AMERICANA Fabr., Syst. Elent., I, 1801, 489.

Oval, more convex than in the other species. Dull yellow, sparsely pubescent; elytra each with three piceous lines, these often indistinct or even wanting (Fig. 507, No. 1); apical half of antennae, and sometimes the metasternum and abdomen, piceous. Thorax more than twice as long as wide, wider at base than apex, sides curved, surface sometimes sparsely (female), more usually rather coarsely and closely punctate. Elytra oval with rounded humeri, sides not flattened, surface very coarsely, deeply and rather closely punctate. Length 1.6 mm.

Lake, Laporte, Clark and Knox counties; scarce. May 25–July 25. The variety without spots (2160a) occurs with the type.

2161 (6901). *GALERUCELLA SEXMITTATA* Lec., Proc. Phil. Acad. Nat. Sci., 1865, 215.

Oblong-oval, subdepressed. Dull yellow or pale brown, opaque; pubescence sparse, prostrate; thorax with three distinct black spots; elytra each with three narrow piceous lines (Fig. 507, No. 2); antennæ and scutellum entirely black. Thorax twice as wide as long, distinctly narrower in front; sides curved, hind angles distinct; disk densely punctured. Elytra slightly broader behind, tips obtuse; surface rather finely and densely punctured. Length 5.6 mm.

Throughout the State; frequent. April 9–August 2. Taken by sweeping herbage in low, moist lands.

*G. integre* Lec., dull yellow, elytra each with a subsutural and three dorsal lines, length 4.5 mm., occurs from Pennsylvania to Florida and Texas.

\*2162 (6909). *GALERUCELLA NOTULATA* Fabr., Syst. Eleut., 1, 1801, 489.

Oval, slightly oblong, moderately convex. Dull dusky yellow, sparsely clothed with fine, prostrate, silken pubescence; thorax with three black spots; elytra each with four narrow black lines (Fig. 507, No. 4), viz., a sutural rarely reaching the base, a second oblique one on basal half, joining sutural at middle; a third, often entire, sometimes wanting on basal half, the fourth starting at umbone and often joining the sutural; apical half of antennæ and metasternum piceous. Thorax nearly twice as wide as long, narrower in front, sides strongly curved, base on each side oblique, surface coarsely, not closely punctate. Elytra scarcely wider behind, surface closely punctate, more coarsely on basal half. Length 3.5–5 mm.

Southern half of State; frequent. January 15–December 1). Hibernates beneath logs and mullein leaves in sandy localities. Rarely the second dark stripe does not join the sutural at middle, though reaching the usual point of union.

2163 (6910). *GALERUCELLA NOBILIA* Fabr., Syst. Eleut., 1, 1801, 188.

Resembles the preceding, but the pubescence is more sparse and the general color usually paler. Each elytron is marked with a sutural and three discal lines (Fig. 507, No. 5); of these the sutural and the second discal reach neither base nor apex, the first discal being short and confined to the basal fourth, while the outer line is entire. Punctuation of upper surface somewhat finer than in *notulata*. Length 3.5–5 mm. (Fig. 508.)

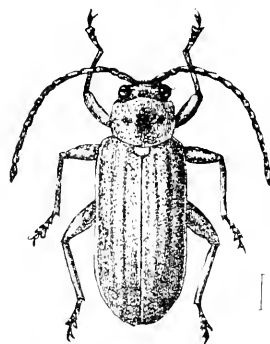


Fig. 508. (Line shows natural size.)

Throughout the State; rather frequent, on the flowers of boneset, *Eupatorium perfoliatum* L. May 14–October 16.

2164 (6902). *GALLERUCULA CAVICOLLIS* Lec., Proc. Phil. Acad. Nat. Sci., 1865, 216.

Oval, narrower in front, subdepressed. Dull red, moderately shining, very sparsely and finely pubescent; antennae black; legs dull red to piceous. Thorax nearly twice as wide as long, narrower in front, sides curved or obtusely subangulate, hind angles distinct; disk with a broad median depression and another each side, surface coarsely punctured. Elytral margin flattened; disk with coarse, deep, not crowded punctures. Length 4.5-5.5 mm.

Taken in numbers by Wolcott near Pine, Lake County. May 21. Occurs from Canada and the New England States westward to Wisconsin. Probably to be found throughout the northern third of the State.

*G. rufosanguinea* Say, length 4.5-5.5 mm., is known from Pennsylvania southward.

2165 (6906). *GALLERUCULA NYMPHEAE* Linn., Syst. Nat., 1758, 376.

Oblong-oval, narrower in front, subdepressed. Piceous brown, finely pubescent; thorax dull yellow, usually with three piceous spots; side margin, apex and epipleura of elytra yellowish; under surface and antennae piceous, the basal joints of the latter partly dull yellow; legs pale. Thorax twice as wide as long, sides rather strongly angulate; front angles small, prominent, hind angles nearly obsolete; disk with median narrow depression and a larger one each side which is densely punctured and piceous; surface otherwise smooth or with a few coarse punctures. Elytra slightly broader behind, margins distinctly flattened, surface coarsely and rather closely punctate. Length 1.5-6 mm. (Fig. 509.)

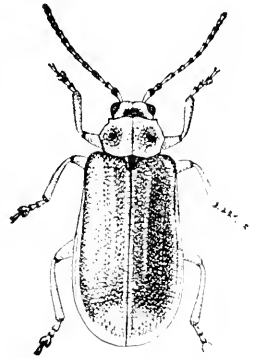


Fig. 509. - 6. (After Clutten- den in Bull. No. 54, U. S. Bur. Ent.)

Northern half of State, frequent; Knox and Lawrence counties only in the south. March 26-September 29. Probably hibernates. Occurs on the pads and flowers of the white and yellow water-lilies.

2166 (6904). *GALLERUCULA TUBERCULATA* Say, Journ. Phil. Acad. Nat. Sci., III, 1824, 156; *ibid.* II, 220.

Oblong-oval, subdepressed, opaque, finely pubescent. Color variable, dull reddish-brown to piceous; antennae black; legs pale or partly piceous. Thorax nearly twice as wide as long, sides rounded or obtusely subangulate, hind angles distinct, base sinuate each side; surface coarsely and closely punctured, smoother near the front angles and along the apex. Elytra somewhat wider behind the middle; disk coarsely and deeply punctured, more sparsely and finely at sides and apex. Length 5-6 mm.

Wayne and Marion counties; rare. May 26-June 18. The usual black spots of thorax are often wanting.

2167 (6907). *GALERUCELLA DECORA* Say, Long's Second Exped., 11, 1824, 294; *ibid.*, 1, 195.

Oblong, scarcely wider behind, subdepressed. Dull yellow or dusky brown clothed with fine, short, yellow, silken pubescence; antennæ wholly piceous or with the basal joints partly dull yellow; legs pale. Thorax twice as wide as long, narrower in front, sides curved, hind angles slightly prominent, base oblique each side; disk with a vague median impression and a large, shallow one each side, marked with piceous. Elytra scarcely widened behind, surface coarsely, deeply and rather closely punctate. Length 4.5-5.5 mm.

Lake County; scarce. May 21-June 30. Occurs on willow. Has the same range as *cavicollis* and, like it, probably confined to the northern third of the State.

2168 (6912). *GALERUCELLA LUTEOLA* Mull., *Mélanges Soc. Roy. Turin*, 1766, 111, 187.

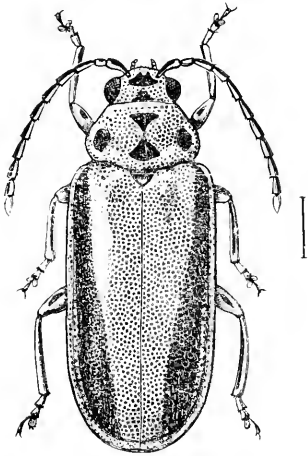


Fig. 510. (After Howard in *Far. Bull.* 99, U. S. Dep. Agr.)

Oblong, subdepressed. Dull olive or greenish-yellow, finely pubescent; head with a black spot on vertex and another between the eyes; thorax with three black spots; elytra with a stripe on sides and a narrow, short line on middle of base, black; abdomen piceous. Thorax more than twice as wide as long, slightly narrowed in front; disk with an oblique depression each side and a shallow pit on median line near apex; surface rather sparsely punctate. Elytra with sides nearly parallel, margins flattened, surface rather finely and evenly punctate. Length 5-7 mm. (Fig. 510.)

This is the injurious "elm-leaf beetle," introduced from Europe into the United States near Baltimore about 1837. Since then it has gradually spread southward and westward and reached Harrison County, Indiana, about 1905, probably by way of the Ohio River. It is abundant on the elms of Laconia, Elizabeth and Corydon in that county, from which the specimens in the collection were obtained. The beetle hibernates as imago beneath bark, in cracks of wood and other shelter, and emerges to feed on the first opening buds in spring. The eggs are laid in clusters of five to 20 or more on the lower side of the elm leaves and hatch in about a week. The larvæ feed on the under side of the leaf, gradually skeletonizing it. They reach full growth in 15 to 20 days, and then crawl or fall to the ground and change to pupæ,

from which they emerge as imagoes in six to ten days. There are usually two broods each season, those of the second hibernating.

The only remedy is the spraying of the trees with an arsenical solution two or three times a year; once just after the buds have opened, to kill as many of the mating insects as possible; a second time two or three weeks later to kill the larvæ, the majority of which have hatched by that time. A third spraying about June first will also be found beneficial. The crushing of the larvæ at the surface of the ground when they are about to transform is also recommended. With the foothold that it has gained the beetle will undoubtedly spread over the southern third of the State and ultimately do much damage to the many noble elms of that section.

*Monoria puncticollis* Say, pale yellow to entirely black, or elytra with stripes, length 7-8.5 mm., is known from Massachusetts and Florida westward.

XLVI. DIABROTICA Chev. 1850. (Gr., "through + gnaw.")

Small or medium-sized, oval or oblong beetles having the head not inserted as far as the eyes, which are broadly oval and entire; antennæ slender, longer than half the body, second and third joints often very small; thorax broader than long, sometimes nearly square, the disk usually with two pits or foveæ; elytra with a very distinct and slightly reflexed side margin; front coxæ contiguous, the cavities open behind; tibiæ slender, the middle and hind pair with terminal spurs, the outer edge usually carinate from knee to tip; first joint of hind tarsus as long as the next two; tarsal claws bifid. Three species have been taken in the State, and a fourth probably occurs.




Fig. 511. . . 51.  
(After Forbes.)

KEY TO INDIANA SPECIES OF DIABROTICA.

- a. Tibiæ carinate along the outer edge; elytra without black stripes.
- b. Elytra each with six black spots; abdomen and base of femora pale.
- bb. Elytra unicolorous without spots.

- c.* Head and legs in part piceous; elytra black. ATRIPENNIS.  
*cc.* Head and legs pale; elytra green or yellow. 2170. LONGICORNIS.  
*aa.* Tibiæ not carinate along the outer edge; elytra yellow with black stripes. 2171. VITTATA.

2169 (GSS1). DIABROTICA 12 PUNCTATA Fabr., Syst. Epl., 1775, 103.

Oblong-oval, narrower in front, moderately convex. Pale greenish-yellow; head and presternum black; elytra each with six black spots, as shown in Fig. 511; antennæ dark, with three basal joints pale, the second and third together about as long as fourth; legs except base of femora piceous. Thorax wider than long, surface smooth; disk convex with a rather deep pit each side of middle. Elytra sparsely and very finely punctate. Length 6-7.5 mm. (Fig. 511.)

Throughout the State; common. May 30–October 21. Occurs on the foliage of cucumber, melon and allied plants, but is much less injurious to them than is *D. vittata*; found also on goldenrod, corn and many plants. The larvæ feed on the roots of corn and grasses.

*D. atripennis* Say, entirely black, or with thorax and abdomen in part or wholly yellow, length 4–5 mm., is said to occur from Massachusetts to Kansas and Dakota, but no specimens have as yet been noted in Indiana.

2170 (GSS8). DIABROTICA LONGICORNIS Say, Journ. Phil. Acad. Nat. Sci., 11, 1824, 460; *ibid.* 11, 223.

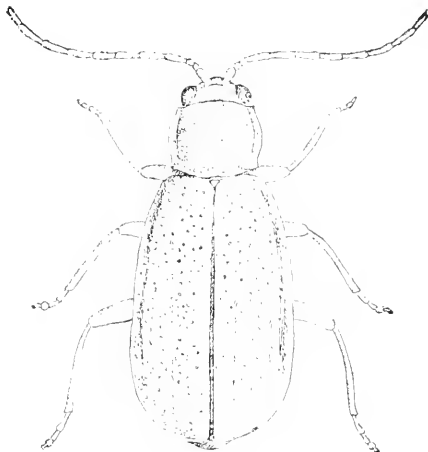


Fig. 512. — 19. (After Forbes.)

Elongate-oblong. Greenish or greenish-yellow; antennæ, and sometimes the head and thorax, pale reddish-brown. Thorax nearly quadrate, sides curved in front, slightly sinuate behind; disk convex, smooth, with a rather deep fovea each side. Antennæ two-thirds the length of body. Elytra distinctly wider behind the middle, surface vaguely subsulcate, rather coarsely and closely punctate and with a raised line from umbone two-thirds to apex. Length 5–5.5 mm. (Fig. 512.)

Throughout the State, frequent; more so in the southern counties. June 22–October 5. Most abundant in early autumn on the silk and leaves of ripening corn and on the flowers of wild sunflower and goldenrod.



\*2171 (6885). *DIABROTICA VITTATA* Fabr., Syst. Ent., 1775, 122.

Oblong-oval. Pale yellow above; head, scutellum, one common sutural and a discal stripe on each elytron, black; under surface, antennae, except the three basal joints, knees, front tibiae, tips of middle and hind tibiae and tarsi piceous. Thorax one-fourth wider than long, sides curved in front; disk smooth but with two deep foveae. Elytra rather broadly striate, the striae each with two rows of punctures, intervals convex, subcostate. Length 4.5-6 mm. (Fig. 513.)

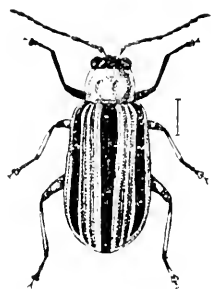


Fig. 513.  
(After Chittenden.)

Throughout the State; common. Known as the "striped cucumber beetle," and very injurious to cucumber and melon vines. Hibernates beneath rubbish in the vicinity of gardens and melon patches. February 7-December 11. Mating April 26 in numbers on the flowers of *Crotalaria* and wild plum; also taken at sap. The beetle eats into the stems of the melon vines at the surface and the larvæ mines in them a little under ground. "Remedial measures vary and generally result in an effort to keep away the beetles until the vines are well established. This is sometimes accomplished by planting an excess of seed so as to allow the insects to kill a number of the plants and yet leave enough for the farmer; sometimes ground tobacco at the base of the plant is used as a repellant, and this is good if it be ground fine. The beetles may also be driven away with air-slaked lime or plaster. Occasionally carbolized lime or plaster is used, and sometimes kerosene or turpentine is mixed with plaster. All these are good, and the best is that which succeeds best with the individual farmer."\*

XLVII. *PARATRIARIUS* Schf., 1907. (Gr., "near *Triarius*.")

This genus was established to embrace the long lost *Galeruca dorsata* Say which was rediscovered by Dury near Cincinnati in 1903. It is a small-sized oblong-oval species having the antennae longer than half the body, first joint stout, slightly larger than fourth, second small, third and following subequal, the fifth to seventh broadly dilated on outer side in male; elytral punctures confused; legs slender, all the tibiae with minute spurs; first joint of hind tarsi as long as the next three together; claws deeply bifid, the inner lobes convergent and touching.

2172 (—). *PARATRIARIUS DORSATA* Say, Journ. Phil. Acad. Nat. Sci., III, 1824, 456; *ibid.*, II, 224.

Oblong-oval. Front of head, thorax, under surface, legs and narrow border of elytra pale yellow; vertex black; elytra bluish-green, shining; an-

\*M. B. Smith, Cat. N. J. Insects, 1899, 310.

tenne and a line on outer side of tibiae and tarsi, brownish. Thorax twice as broad as long; disk with a shallow fovea each side, very sparsely and finely punctate. Elytra slightly widening from base to apex, rather coarsely and closely punctate and with an irregular depression near the suture on apical third. Length 6-6.5 mm.

Vermillion County; rare. July 21. Diary has taken this handsome beetle in numbers near Cincinnati on the spiderwort, *Tradescantia virginiana* L. He states that it is the most active Chrysomelid known to him, flying like a Cicindela 50 to 100 feet before alighting, and that it occurs only in late June and July, the males disappearing by July 15th. It probably occurs throughout the southern third of Indiana.

NLVIII. PHYLLOBROTICA Redt. 1849. (Gr., "leaf + gnaw.")

Elongate-oblong, black and yellow beetles, having the head transversely grooved between the eyes, which are nearly round and prominent; antennæ slender, longer in the female, the third joint longer than second; thorax transversely quadrate, sides nearly straight, disk usually with depressions; elytra parallel without side margins or separate epipleuræ; tibiae without spurs; first joint of hind tarsi scarcely as long as the next two; claws appendiculate and divaricate. Five species have been taken in the State.

KEY TO INDIANA SPECIES OF PHYLLOBROTICA.

- a. Head black, front pale.
  - b. Elytra yellow, with two piceous spots on each. 2173. DECORATA.
  - bb. Elytra each with two black stripes. 2174. VITTATA.
- aa. Head entirely yellow.
  - c. Last ventral of male with a shallow longitudinal impression; elytra piceous, with suture and sides yellow; abdomen black, sparsely pubescent. 2175. DISCODEA.
  - cc. Last ventral of male with a deep cup-shaped cavity.
    - d. Abdomen dull yellow, sparsely pubescent; elytra as in *discoidea*. 2176. LIMBATA.
    - dd. Abdomen black, densely pubescent; elytra yellow with a subsutural and short subapical marginal stripe black. 2177. LENGI.

2173 (6847). PHYLLOBROTICA DECORATA Say, Journ. Phil. Acad. Nat. Sci., III, 1824: 459; *ibid.* II, 223.

Elongate, parallel. Front of head, thorax and legs yellow; elytra yellow with two black or piceous spots, one at base smaller and oval, one behind middle oblong; under surface and antennæ piceous, the three basal joints of latter yellow. Thorax broader than long; disk smooth, basal edge sinuate. Elytra very finely and sparsely punctate. Length 5.5-7 mm.

Lake, Steuben, Starke, Kosciusko and Crawford counties; scarce. June 5-July 2. Occurs on foliage of various kinds along the edges of marshes.

2174 (10.379). *PHYLLOBROTICA VITTATA* Horn, Trans. Amer. Entom. Soc., XX, 1893, 100.

Elongate-oblong. Head black, front yellow; thorax, legs and under surface yellow; elytra piceous, the side margin and suture yellow and a median yellow stripe extending partly or wholly from umbone to apex; antennae dusky, the basal joints yellow. Thorax one-half wider than long, sides nearly straight; disk smooth, with a shallow transverse depression on basal half. Elytra sparsely and finely punctate. Fifth ventral segment of male with a deep, cup-shaped cavity as in *limbata*. Length 4.5 mm.

Spencer County; rare. May 24. Taken by sweeping herbage along roadsides.

2175 (6818). *PHYLLOBROTICA DISCOIDEA* Fab., Syst. Eleut., I, 1801, 185.

Elongate, parallel. Head, thorax, legs and under surface, except the abdomen, yellow; elytra piceous or bluish-black, with a sutural line, wider at base, and narrow side margins, yellow; antennae piceous, the three basal joints indistinctly paler; tips of tibiae and tarsi piceous. Thorax wider than long, slightly wider at apex; disk smooth, with a rather deep fovea each side of middle. Elytra sparsely and rather finely punctate. Length 4-6.5 mm.

Western half of State; scarce. May 27-July 25. Occurs on the arrow alum (*Peltandra undulata* Raf.) and other plants about the margins of marshes.

2176 (10.378). *PHYLLOBROTICA LIMBATA* Fab., Syst. Eleut., I, 1801, 486.

Resembles *discoidea* very closely in form and color. The basal joints of antennae are more distinctly paler and the body beneath is wholly dull yellow. Thorax with a broad but shallow transverse depression on basal half. Elytra more finely, sparsely and indistinctly punctate; abdomen very sparsely pubescent. Length 4-6 mm.

Northern half of State, scarce; Knox County only in the south. June 25-August 9. In similar localities with the preceding. The males are easily separated from those of *discoidea* by the deep pit of last ventral segment.

2177 (—). *PHYLLOBROTICA LENGI* sp. nov.

Form of *discoidea*. Color of head, thorax and under surface as there; color of elytra given in key; legs yellow, tarsi fuscous. Thorax as wide as long, slightly wider at apex; disk smooth, with a median and two lateral sub-basal impressions. Elytra finely alutaceous, sparsely and finely punctate. Length 5.5-6 mm.

Perry County; rare. May 16. Swept from roadside herbage. The last ventral of male is like that of *limbata*, convex in front, with deep, cup-shaped cavity behind, this prolonged at middle by a short truncate lobe limited each side by a notch. The dark, strongly pubescent abdomen and different color of elytra readily distinguish it from *limbata*, while the former character and yellow head separate

it from *vittata*. According to Knab there are, in the U. S. Museum collection, two males of *lengi*, placed as males of *vittata*, while there is no true *vittata* male present. Named in honor of Chas. W. Leng, of New York City, who has shown me many favors during my work on this paper.

XLIX. LUPERODES Motsch. 1858. (Gr., "troublesome.")

This genus comprises the majority of the species formerly listed under *Lupinus*. They are oblong, small-sized beetles, having the head transversely grooved between the eyes and carinate between the antennæ; the latter slender, longer than half the body, joints 2 and 3 small, together not longer than fourth; thorax variable in form, transverse to quadrate, the disk never distinctly impressed; elytra with epipleuræ extending nearly to apex; front coxal cavities open behind, the coxæ often separated by a narrow prolongation of the prosternum; tibiæ with a terminal spur, that of the hind pair the longer; claws appendiculate and divaricate. But one species has been recognized from the State, though two others may occur.

KEY TO INDIANA SPECIES OF LUPERODES.

- a.* Thorax yellow, twice as wide as long; form oval; elytra black or piceous, sparsely punctate; legs yellow. THORACICUS.  
*aa.* Thorax blue or black; antennæ yellow.  
*b.* Elytra punctate and alutaceous; hind angles of thorax dentiform; all the femora more or less piceous. MEXACA.  
*bb.* Elytra very obsolete punctate, scarcely alutaceous; hind angles of thorax not dentiform; middle and hind femora often partly piceous. 2178. CYANELLUS.

*L. thoracicus* Melsh., length 4.5-5 mm., and *L. mexaca* Say, length 5 mm., both range from Pennsylvania to Kansas; the latter has been recorded from Illinois.

2178 (6865). LUPERODES CYANELLUS Lec., Proc. Phil. Acad. Nat. Sci., 1865, 200.

Elongate-oblong. Above dark blue, strongly shining, beneath piceous; antennæ and legs usually entirely yellow, the middle and hind thighs sometimes piceous near base. Thorax a little wider than long, sides slightly curved, hind angles distinct, not prominent; disk convex, smooth, sparsely punctured at sides and base. Elytra sparsely and finely punctate, feebly alutaceous. Length 3.5-4.5 mm.

Marion, Jackson and Crawford counties; scarce. May 17-June 24. Occurs on the flowers of wild rose.

## L. PHYLLECTHRUS Lec. 1865. (Gr., "leaf-eating.")

Small, elongate, nearly smooth species having the eyes oval, distant from the margin of the thorax; antennae slender, 10-jointed in the male of *g. ulilis*, 11-jointed in the other species; thorax broader than long, sides distinctly margined, base curved; elytra with very distinct side margins and epipleurae, the latter narrow; front coxae contiguous; tibiae slender, without spurs; first joint of hind tarsi longer than the next two together; claws broadly appendiculate at base. One of the four species has been taken in the State and another probably occurs.

## KEY TO INDIANA SPECIES OF PHYLLECTHRUS.

*a.* Antennae piceous and 11-jointed in both sexes, thickened toward the tip, male, or filiform, female; elytra but slightly wider than thorax.

DORSALIS.

*aa.* Antennae filiform and piceous in both sexes, but 10-jointed, male, 11-jointed, female; elytra distinctly wider than thorax.

2179. GENTILIS.

*P. dorsalis* Oliv., head, thorax and under side of body yellow, elytra and abdomen black, length 6 mm., occurs "from Washington, D. C., to Missouri and Texas."

2179 (6853). PHYLLECTHRUS GENTILIS Lec., Proc. Phil. Acad. Nat. Sci., 1865, 208.

Elongate-oblong, parallel. Head, and often the thorax, entirely yellow, the latter, however, usually with a broad black stripe each side with the extreme margin pale; elytra sometimes wholly black, more often with the suture, side margins and apex yellow; under surface and legs yellow, the former sometimes piceous; antennae piceous, the three basal joints partly yellow. Thorax slightly wider than long, sides nearly straight; disk smooth, convex and with a vague impression behind the middle. Elytra very finely alutaceous, without punctures. Length 2.5-4 mm. (Fig. 514.)

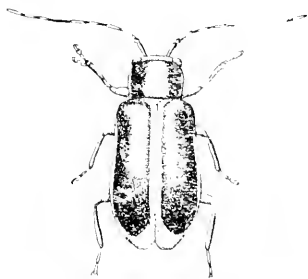


Fig. 514. - 7. (Original.)

Southern third of State, scarce; Kosciusko County only in the north. May 19-June 23. Occurs on bush-clover (*Lespedeza*) along roadsides.

## Tribe X. HALTICINI.

A large group of small or medium-sized, leaf-eating forms, distinguished from the preceding tribe mainly by the fact that the hind thighs are greatly enlarged and thickened for leaping. As a conse-

quence they are known as "flea-beetles" or "jumping beetles," this term being especially applied to the small black species of *Haltica* and *Epitrix*, which are very injurious to vegetation in the mature or adult stage.

In addition to the thickened hind femora, most of the species are distinguished from the *Galcrucini* by having the front coxæ separated by a prolongation of the prosternum, and the hind tibiæ provided with a terminal spur which gives them a point of resistance in the act of leaping. The third joint of the antennæ is, in most species, equal to or longer than the fourth, whereas in the preceding tribe it is usually smaller. The identification of some of the members of the group is among the most difficult in the family, yet most of the genera have a peculiar facies or general appearance which, once learned, leads readily to the proper placing of additional species. The principal paper treating of the North American forms is by

Horn.—"A Synopsis of the Halticini of Boreal America," in Trans. Amer. Ent. Soc., XVI, 1889, 163-320.

Of the 33 genera recognized by Horn as comprising the tribe, 22 are known to be or should be represented in the State. For convenience, and to avoid a long generic key, these are first divided into two subtribes.

#### KEY TO SUBTRIBES OF HALTICINI.

- |  |                      |
|--|----------------------|
| <i>a.</i> Front coxal cavities open behind.    | Subtribe A. p. 1178. |
| <i>aa.</i> Front coxal cavities closed behind. | Subtribe B. p. 1205. |

#### Subtribe A. (HALTICINI.)



Fig. 515. *a*, Hind tibia and tarsus of *Edionychis*; *b*, same of *Disonychia*; *c*, same of *Longitarsus*. (After Horn.)

As mentioned above, the division of the *Halticini* into two subtribes is for convenience only and is wholly arbitrary. Aside from the open coxal cavities on which the first division is based, our members of it are for the most part larger than those of the second, being usually 3.5 or more mm. in length. They are also mostly more ornate or variegated in color. Twelve of the 22 genera belong to this group.

## KEY TO THE INDIANA GENERA OF HALICINI, SCHEERÉ A.

- a.* Last joint of hind tarsi globosely swollen (Fig. 515, *a*); punctures of elytra confused; surface glabrous; thorax very little narrower than elytra. LII. *CEBIOXYCHUS*.
- aa.* Last joint of hind tarsi not inflated, usually slender, sometimes thickened when viewed from the side.
- b.* Mesosternum always visible, usually moderately long.
- c.* Thorax without a transverse impression near the base; hind tibiae faintly or not grooved.
- d.* First joint of hind tarsus short, as compared with the tibiae, and rather broad; claws appendiculate (Fig. 515, *b*); size medium, 1.5 or more mm. LIII. *DISOXYCHA*.
- dd.* First joint of hind tarsus long and slender; claws simple; size smaller, less than 4 mm.
- c.* Hind tibiae grooved above or on the outer edge, at least near apex; elytra without yellow stripes or spots.
- f.* Hind tibiae with the apex entire, the spur placed in the middle in front of the tarsus.
- g.* Punctures of elytra confused; first joint of hind tarsus nearly or quite as long as half the tibia (Fig. 515, *c*). LIV. *LONGITARSUS*.
- gg.* Punctures of elytra in regular rows; first joint of hind tarsus not more than one-third the length of the tibiae and scarcely as long as the three following joints united. LV. *GLYPTINA*.
- ff.* Hind tibiae deeply grooved above, with the apex notched or bilobed, the spur placed on the outer lobe; reddish-brown, shining. VI. *APHTHONA*.
- cc.* Hind tibiae not grooved on the outer edge, slightly excavated near the tip, the spur at middle beneath; elytra each usually with a yellow stripe or spots. VII. *PHYLLOTRETA*.
- cc.* Thorax with a transverse impression on basal half.
- h.* Transverse impression of thorax usually feeble, not distinctly limited at each end; elytral punctures, when present, confused.
- i.* Hind tibiae each with a short terminal spur. VIII. *HALICA*.
- ii.* Hind tibiae wholly without spurs. IX. *LUPERALICA*.
- hh.* Transverse impression deep, limited at each end by a longitudinal fold; above bicolored.
- j.* Elytra nearly smooth, the punctures, when present, extremely fine and scattered. X. *LACTICA*.
- jj.* Elytra with distinct punctures in rows.
- k.* Form oval; surface without erect hairs. XI. *DIPHALACA*.
- kk.* Form oblong, parallel; elytra with short hairs arising from punctures on the intervals. XII. *TRICHALICA*.

- bb.* Mesosternum very short, nearly concealed by the close approach of the pro- and metasterna; form orbicular or hemispherical; antennæ slender, but slightly thickened externally; color piceous black, shining. SPILERODERMA.

LII. *ŒDIONYCHUS* Lat. 1829. (Gr., "swollen + joint.")

A large genus of oval, small or medium-sized species having the head inserted in the thorax to the eyes; thorax always much broader than long, deeply emarginate in front, the margin more or less dilated, base curved, usually obliquely sinuate near the hind angles; elytra oval, humeri not prominent; prosternum moderately wide between the front coxæ, the cavities open behind; side pieces of metathorax rather wide, parallel and roughly punctured; legs short and robust, front and middle tibiae slightly broader at apex, the outer edge deeply grooved; hind femora very stout and thick, deeply grooved beneath for the tibiae, which are short and feebly grooved; tarsi with first joint oblong, triangular, second smaller and narrower, last joint of hind pair globular; claws divaricate and dilated at base. Males with the first joint of front tarsus more broadly dilated and last ventral segment with a deep sinuation each side, the space between forming an oval lobe with a finely impressed line at middle. Eleven species have been taken in the State, while two others may occur.

KEY TO INDIANA SPECIES OF *ŒDIONYCHUS*.

- a.* Antennæ stouter, scarcely half the length of body; species larger (4.5 or more mm.) and more convex; front of head oblique; elytral margins not flattened.
- b.* Elytra wholly of one color.
- c.* Elytra brilliant blue or green; thorax smooth; body beneath entirely pale. 2180. GIBBITARSA.
- cc.* Elytra dull blue or greenish-black; thorax more or less punctate; body beneath in great part dark.
- d.* Punctures of elytra distinct, often coarse and close; thorax bordered with pale. 2181. VIANS.
- dd.* Punctures of elytra almost obsolete; thorax black. 2182. CONCIENNA.
- bb.* Elytra bicolored, either with a pale margin or with stripes on the disk, rarely dull reddish-yellow, with the suture black.
- c.* Elytra bluish, the margin pale; thorax and elytra coarsely and closely punctate. 2183. THORACICA.
- cc.* Elytra dull yellow, with or without black stripes.
- f.* Elytra wholly dull yellow except a sutural black line. 2184a. VAR. FIMBRIATA.
- ff.* Elytra yellow with dark stripes.



- g.* Three stripes on each elytron, sutural, median and submarginal.
- h.* Form oblong-oval; front angles of thorax not dentiform; body beneath and legs pale. 2181. FIMBRIATA.
- hh.* Form oval; front angles of thorax dentiform; elytral dark stripes broad. PETACURISTA.
- gg.* Two stripes on each elytron, sutural and median; oval or oblong-oval; fourth joint of antennae distinctly longer than third. 2185. MENIVATA.
- aa.* Antennae slender, as long as or longer than half the body; species smaller (usually less than 1.5 mm.), much depressed; front vertical; elytral margins usually flattened.
- i.* Elytra with narrowly flattened margins; yellow with an oval discal black space; head yellow; umbone indistinct. 2186. THYAMODES.
- ii.* Elytral margins broadly flattened, the epipleurae wide and horizontal.
- j.* Elytra broadly oval, sides much curved, coarsely punctate; dirty yellow with indistinct black lines. 2187. UMBONALIS.
- jj.* Elytra with sides feebly curved or nearly parallel, entirely piceous or yellow with piceous spots.
- k.* Thorax very coarsely punctured; elytra with a more or less evident costa from the humeri to apex. 2188. SEXMACULATA.
- kk.* Thorax finely and sparsely punctured or smooth; elytra without costa on the side.
- l.* Head coarsely and closely punctate; elytra with base, suture and often two spots on each, brown. SUTURALIS.
- ll.* Head sparsely punctate or almost smooth.
- m.* Smaller, not over 4 mm.; elytra usually in great part piceous; umbone prominent. 2189. QUERCATA.
- mm.* Larger, 4.5-5 mm.; elytra dull yellow ornamented with black spots tending to form transverse bands. 2190. SCALARIS.

\*2180 (6328). *CEPIONYCHUS GIBIFLORUS* Say, Journ. Phil. Acad. Nat. Sci., IV, 1821, 83; *ibid.*, II, 225.

Oval, slightly oblong, moderately convex. Head, under surface and femora yellow or reddish-yellow; thorax yellow with four piceous spots, the two median ones often more or less confluent; elytra brilliant green or cobalt-blue; tibiae, tarsi and antennae piceous; scutellum black. Thorax more than twice as wide as long, margins moderately flattened, not translucent. Elytra sparsely and indistinctly punctulate. Length 5-7 mm.

Throughout the State; frequent. February 21-September 29. Hibernates beneath logs, bark, mullein leaves, etc. Occurs in summer on flowers of yarrow, wild hydrangea and other plants. The only blue specimens taken were in Lake County.

\*2181 (6932). *CEBIOXYCHUS VIANS* Ill., Mag. für Insect., VI, 1807, 83.

Oblong-oval, moderately convex. Black, usually with a slight violet or greenish lustre; thorax reddish-yellow with an inverted W-shaped black spot (var. *scripticollis* Say) or with a large transverse discal spot, so that the margins only are pale; tip and sides of abdomen yellowish. Antennæ about half the length of body, third joint longer than fourth. Thorax twice as wide at base as long, narrowed in front, sides nearly straight, angles prominent; surface finely alutaceous, rather coarsely and sparsely punctate. Elytra a little wider at base than thorax, surface alutaceous, closely and finely punctate. Length 1.5-7 mm. (Fig. 516.)

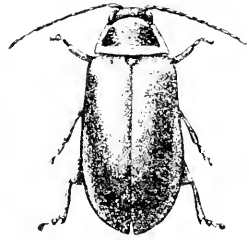


Fig. 516. · 5. (Original.)

Throughout the State; frequent. February 14–October 6. Hibernates with the preceding.

2181a (6932a). *CEBIOXYCHUS VIANS SCRIPTICOLLIS* Say, Journ. Phil. Acad. Nat. Sci., IV, 1824, 84; *ibid.* II, 226.

Form and general appearance of *vians*. The head has a transverse reddish spot between the eyes and another smaller one at the base of each antenna; thorax with the black discal spot in the shape of an inverted W. Elytral punctures distinctly coarser, deeper and more dense. Length 6-7 mm.

Lake and Lawrence counties; scarce. May 14–June 12. Horn makes this a synonym of *vians*, but the different punctuation of the elytra is sufficient to make of it at least a distinct variety.

2182 (6932c). *CEBIOXYCHUS CONCINNA* Fabr., Syst. Eleut., I, 1801, 499.

Oblong-oval, moderately convex, feebly shining. Black, except the elytra, which are dark blue or with a greenish tinge; tip and sides of abdomen yellowish. Antennæ not half the length of body, third joint longer than fourth. Thorax twice as wide at base as long, sides straight or feebly curved; base deeply sinuate near hind angles, which are prominent; surface alutaceous, sparsely and rather coarsely punctate. Elytra alutaceous, sparsely and very finely punctate. Length 6.5–7.5 mm.

Lake County; rare. May 21. Recorded before only from Georgia and Texas.

2183 (6935). *CEBIOXYCHUS THORACICA* Fabr., Syst. Eleut., I, 1801, 498.

Broadly ovate, feebly convex. Head, thorax and under surface reddish-yellow; thorax with seven black dots forming a curved front row and three just behind them, these often more or less confluent; elytra dark blue with a narrow margin on basal half and epipleurae reddish-yellow; antennæ and tarsi piceous, the former half as long as body, third and fourth joints equal. Thorax slightly more than twice as wide as long, sides nearly straight, angles acute; disk rather coarsely and closely punctate. Elytra a little wider at base than thorax, surface rather coarsely and densely punctate. Length 5.5-7 mm.

Southern half of State; scarce. April 15–October 1. Often taken on the wing.

2184 (6335). *CEIDIONYCHIS FIMBRIATA* FORST., Nov. Sp. IBS., I. 1771, 25.

Oblong-oval, moderately convex, feebly shining. Dull reddish-yellow; thorax with five piceous spots, usually more or less confluent; elytra with only a narrow sutural line black, or with three piceous stripes, with intergrades; femora and under surface, except the metasternum, reddish-yellow; antennae, tibiae and tarsi piceous. Thorax more than twice as wide as long, feebly narrowed to front, margins narrow, surface finely alutaceous, rather coarsely and sparsely punctate. Elytra scarcely wider than thorax, surface closely punctate, more finely at apex. Length 5-7.5 mm. (Fig. 517, *a*.)

Lake and Dubois counties; rare. May 13-May 21. Taken by sweeping herbage.

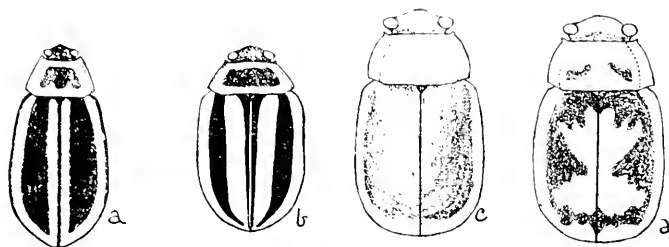


Fig. 517. *a*, *Ceidionychis fimbriata*; *b*, *O. miniata*; *c* and *d*, *O. quercata* and variety. (After Horn.)

*O. plectaurista* Fabr., length 5.5-8.5 mm., ranges from North Carolina to Texas and has been recorded from Cincinnati.

\*2185 (6339). *CEIDIONYCHIS MUNIATA* Fabr., Syst. Eleut., I. 1801, 495.

Oval, slightly oblong, convex, feebly shining. Reddish-brown beneath, dull yellow above; thorax with a transverse brownish spot; elytra with a sutural and each with a median discal stripe blackish; antennae, except the base, front and middle tibiae, and all the tarsi, piceous. Thorax three times as wide as long, sides curved and narrowed to the front; disk sparsely and finely punctate. Elytra variably, usually finely and rather closely, punctate. Length 5-6.5 mm. (Fig. 517, *b*.)

Throughout the State; frequent. February 14-October 1. Hibernates beneath rubbish in sandy localities. Taken in May by sweeping.

2186 (6341). *CEIDIONYCHIS THYAMOIDES* Crotch, Proc. Phil. Acad. Nat. Sci., 1873, 63.

Oval, subdepressed, moderately shining. Above pale yellow; elytra with a broad, oval, common spot, black, tinged with greenish; under surface and legs reddish-yellow; head yellow, sparsely punctate. Antennae longer than half the body, piceous, three or four basal joints paler. Thorax twice as wide as long, distinctly broader at base than apex, margins broadly flattened; disk finely alutaceous, sparsely and indistinctly punctate. Elytra

with humeri rounded, margins narrowly flattened, surface coarsely and closely punctate. Length 4–4.5 mm. (Fig. 518, *d*.)

Southern half of State; frequent. April 11–June 14. Taken by sweeping and beating low shrubs along roadsides. The black discal space of elytra is sometimes so narrow as to occupy but half the space between the suture and margin. More often it is so broad as to leave only a pale margin and the species then resembles closely *O. quercata*. The more oval form, indistinct umbone and paler under surface will serve to distinguish it from the latter.

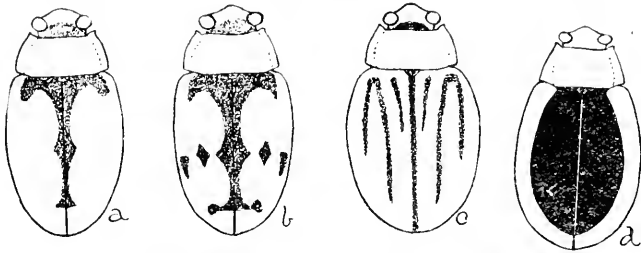


Fig. 518. *a*, *Edionychis suturalis*; *b*, same var.; *c*, *O. limbalis*; *d*, *O. thymoides*. (After Horn.)

2187 (6945b). *EDIONYCHIS LIMBALIS* Melsh., Proc. Phil. Acad. Nat. Sci., III, 1847, 162.

Broadly oval, subdepressed. Dull brownish-yellow; elytra each with four narrow fuscous or piceous lines or stripes as follows: one sutural, not reaching base, a second each side of scutellum, extending nearly to middle; a third slightly oblique, extending from umbone two-thirds to apex, and a fourth short one reaching from the umbone parallel with the side margin; these stripes may be one or all absent, or rarely all confluent into a large discal piceous space; head pale, sparsely punctate. Antennæ longer than half the body, fuscous, the basal joints paler, third and fourth equal. Thorax nearly three times as wide as long, margins broadly flattened, front angles not dentiform, surface alutaceous, sparsely and obsolete punctate. Elytra broadly oval, umbone moderately prominent; surface rather coarsely and closely punctate. Length 3.5–5 mm. (Fig. 518, *c*.)

Throughout the State, frequent; much more so in the northern counties. May 12–July 14. Taken by sweeping and beating foliage, especially that of oak. Listed by Henshaw as a variety of *quercata*, but distinct.

2188 (6944). *EDIONYCHIS SEXMACULATA* Ill., Mag. für Insect., VI, 1807, 104.

Oblong-oval, depressed, subopaque. Above reddish or brownish-yellow marked with piceous as follows: spot on occiput, an indistinct irregular space on thorax, a broad common band behind the middle and three spots on each elytron, viz., one at umbone, a second near the side mar-

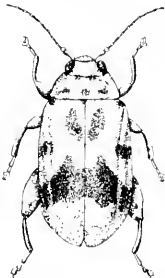


Fig. 519. . . . 7.  
(Original.)

gins and one between these near the suture, the latter set obliquely so as to form with its mate a V; middle of under surface piceous; antennæ and legs dull yellow. Thorax twice as wide as long, margins widely flattened; surface alutaceous, coarsely and sparsely punctate. Elytra a little wider at base than thorax; disk coarsely, deeply and rather closely punctate and with a distinct raised costa extending from umbone nearly to apex. Length 3-4 mm. (Fig. 519.)

Southern half of State, common; much less so in the northern counties. May 11-July 6. Taken by beating oak and sifting woody debris.

*O. suturalis* Fab. (Figs. 518, *a* & *b*), pale yellow with brown spots as shown in figure, length 3.5-4 mm., is a southern form which may occur in the Lower Austral life zone of the State.

2189 (6945). *ÆDIONYCHIS QUERCATA* Fabr., Syst. Eleut., 1, 1801, 495.

Oval, depressed. Front of head, thorax, legs, epipleuræ and narrow margin of elytra yellow; disk of elytra and under surface piceous. Antennæ longer than half the body, outer joints piceous. Thorax more than twice as wide as long, margin widely flattened, front angles dentiform; surface finely alutaceous, very finely and sparsely punctate. Elytra not wider at base than thorax, umbone distinct, sulcate within; surface finely but distinctly and rather closely punctate. Length 3.5-4 mm. (Fig. 517, *c* and *d*.)

Throughout the State; frequent. April 22-June 18. Occurs on oak, red-haw and other foliage. Mating June 7. The sides of elytra are more parallel than in *thymoides* and the next.

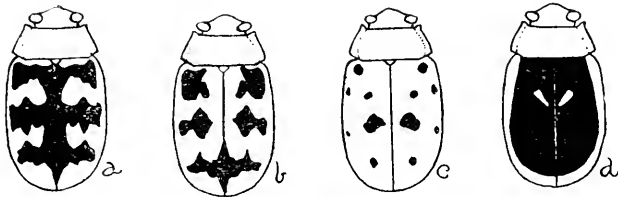


Fig. 520. *Edionychis scalaris* and its varieties. (After Horn.)


2190 (6946). *ÆDIONYCHIS SCALARIS* Melsh., Proc. Phil. Acad. Nat. Sci., III, 1847, 163.

Oval, slightly oblong, depressed. Above dull yellow; occiput piceous; thorax with a brown or piceous spot each side, sometimes merged to form a discal space; elytra with three broad, black, common crossbars, confluent along the suture, these sometimes broken into spots; under surface piceous, legs pale. Thorax as in *quercata*. Elytra not wider at base than thorax, umbone distinct, surface rather coarsely punctate near base, smoother at tip. Length 4.5-5 mm. (Fig. 520.)

Lake, Marion, Knox, Posey and Dubois counties; scarce. April 19-July 9. Occurs on the foliage of plants along marshes. The black of elytra varies much in extent, the spots or crossbars being sometimes so merged as to cover nearly the entire surface.

## LII. DISONYCHA Chev. 1834. (Gr., "two + claw.")

Oblong or oval beetles of medium size, having the head inserted as far as the eyes, front with distinct carina and two tubercles;



antennæ slender, rarely longer than half the body, the fourth joint longer than third, except in the species with blue elytra, where the two joints are equal; thorax as wide at base as elytra, narrowed in front, sides obliquely sinuate, disk convex without transverse basal depression; elytra oblong or oval, the epipleuræ gradually narrower from base; front coxal cavities open behind; hind thighs much enlarged, grooved beneath; tibiæ more or less bisulcate on outer face, terminated by a moder-

erate spur; first joint of hind tarsi as long as the next two; claws dilated at base. The males have the last ventral segment truncate, the pygidium vertical and convex; in the females the last ventral is oval and the pygidium horizontal.

The species feed upon herbs of various kinds and often do much damage to sugar beets and allied plants. They feign death when disturbed, falling to the ground, where they remain quiet for several minutes. Of the 18 species ascribed to the genus by Horn, eleven have been taken in the State.

## KEY TO INDIANA SPECIES OF DISONYCHA.

- a. Form elongate, parallel; elytra yellow with black stripes, subsulcate on the sides; thorax with an irregular impression each side.
- 2191. PENNSYLVANICA.
- aa. Form more or less oval; elytra not subsulcate; thorax regularly convex.
- b. Elytra with black and yellow stripes, or yellow with only a narrow sutural and submarginal black line.

- c.* Elytra with a submarginal black stripe.
- d.* Abdomen densely and finely punctured, subopaque and clothed with distinct pubescence.
- c.* Head coarsely punctured from side to side; occiput piceous or brown. 2192. *QUINQUEFIDATA*.
- cc.* Head smooth at middle.
- f.* Discal black stripes of elytra narrower than yellow one each side; head and body beneath always pale yellow; labrum pale. 2193. *CAROLINIANA*.
- ff.* Discal black stripes of elytra as wide or wider than the yellow one each side; head and metasternum usually more or less fuscous or piceous; labrum piceous. 2194. *CRNICOLLIS*.
- dd.* Abdomen very sparsely punctured and shining, its pubescence scarcely visible; thorax smooth; head rough; epipleurae black. 2195. *GLABRATA*.
- cc.* Elytra without a submarginal black stripe, the median stripe broad; thorax without spots. 2196. *ABBREVIATA*.
- bb.* Elytra without black and yellow stripes.
- g.* Elytra reddish, with a large discal black spot. 2197. *DISCOIDEA*.
- gg.* Elytra blackish-blue or green.
- h.* Body beneath and legs entirely black; thorax with three spots arranged in a triangle; elytra punctate. 2198. *TRIANGULARIS*.
- hh.* Body beneath and legs, in part at least, yellow.
- i.* Hind femora entirely or in part piceous; abdomen alone wholly yellow; elytra blue-black; head wholly piceous. 2199. *XANTHOMELENA*.
- ii.* Hind femora entirely yellow; abdomen piceous, its apex and sides yellow; head bicolored.
- j.* Elytra blue or violet; body oval. 2200. *MELICOLLIS*.
- jj.* Elytra bright green; form more oblong. 2201. *COLLATA*.
- 2191 (1850). *DISONYCHA PENNSYLVANICA* Hlig., Mag. für Insect., VI, 1807, 146.

Oblong, nearly parallel. Head black, front yellow; thorax pale yellow, usually with three black spots, the central one larger, truncate in front, gradually narrowed behind; elytra whitish-yellow with the suture, a submarginal stripe and a median stripe not reaching the apex, black; antennae and under surface, except the prosternum and sides of abdomen, black; femora reddish-yellow, tibiae and tarsi usually black or piceous. Thorax more than twice as wide as long, side margins rather wide, surface shining, nearly smooth. Elytra alutaceous, sparsely and finely but distinctly punctate, and in the female often feebly sulcate between the discal stripes. Length 6.5-7.5 mm.

Throughout the State, common; more so in the northern counties. February 11-October 29. Occurs on sedges and mints in moist meadows. Hibernates beneath cover along the borders of marshes and lakes.

The common form, as above described, was named *uniguttata*

by Say. Along the margin of a cypress swamp in Knox County there occurs a distinct variety, which differs from that above mentioned in having the head, antennæ, legs and under surface (except the tip of abdomen) wholly black; thorax with only the median spot present; elytra with the black stripes proportionately wider, the disk not alutaceous, strongly bisulcate along the median stripe and very minutely and indistinctly punctate. Length 5-5.5 mm. As the fauna about the swamp is largely Austroriparian in character, this may be the form mentioned by Horn (p. 203 of his Synopsis) as occurring in Florida and Louisiana. According to Knab, it is the typical *pennsylvanica* as described by Illiger.

2192 (6949). *DISONYCHA QUINQUEVITTATA* Say, Journ. Phil. Acad. Nat. Sci., III, 1824, 85; *ibid.* II, 227.

Oblong-oval. Head yellow, occiput piceous; thorax yellow with normally five rounded black spots arranged in a front row of two and a hind one of three, often with only the two-spot row present; elytra yellow with a narrow sutural stripe, a submarginal line, often incomplete at base and not joining the sutural at apex, and a narrow median stripe (often wanting), black; antennæ piceous, the under side of the first three joints pale; under surface and legs reddish-yellow, the metasternum and tarsi piceous. Thorax twice as wide as long, front angles distinctly prominent, disk very finely and sparsely punctured and usually with a slight umbone on the outer dark spot. Elytra distinctly wider at base than thorax, surface finely and sparsely punctate. Length 6-9 mm.

Throughout the State, frequent in the northern counties; Vigo and Clay only in the south. May 6-September 7. In Lake and Porter counties the form with the discal black stripe lacking occurs in numbers in the sand dune region on the leaves and flowers of a dwarf willow and the quaking asp. Almost all those from the northern part of the State are of this variety, while those from the south have the normal elytral markings. Listed as *alternata* Illig.

2193 (6948). *DISONYCHA CAROLINIANA* Fabr., Syst. Ent., 1775, 122.

Oval, slightly narrower in front. Head and thorax yellow, the latter with two piceous spots of variable size (rarely absent) on apical half; elytra yellow with a narrow sutural stripe and a marginal line not covering the edge, black, these rarely united at apex; also with a median dark stripe narrower than the yellow spaces each side and not reaching apex; antennæ piceous, the under side of three basal joints pale; under surface and legs reddish-yellow, the tarsi and tips of tibiæ piceous. Thorax convex, more than twice as wide as long, sides feebly curved, margins narrow; surface smooth, polished or very indistinctly and sparsely punctured. Elytra scarcely wider at base than thorax, surface very finely alutaceous, finely and sparsely punctured. Length 5.5-6.5 mm.

Lake County; rare. May 21. One in Webster collection labelled "Ind."



2194 (10,416). *DISONYCHA CRENICOLLIS* Say, Bost. Journ. Nat. Hist., I, 1835, 200; *ibid.* II, 668.

Very similar to *caroliniana*. Head with occiput usually in part piceous; thorax reddish-yellow with three piceous spots, arranged in a triangle, the front pair larger; elytra as in *caroliniana*, the median black stripe as wide or wider than the yellow one each side, the sutural and marginal ones joining at tip. Thorax not more than twice as wide as long, its surface, as well as that of elytra, more distinctly alutaceous and more evidently punctate than in *caroliniana*. Length 5.6 mm.

Vigo County; scarce. February 21–March 18. Hibernates beneath partly buried logs in open woods.

2195 (6951). *DISONYCHA GLABRATA* Fabr., Spec. Ins., I, 1781, 156.

Oblong-oval, surface very shining, as if varnished. Head often entirely black except the front, sometimes nearly wholly yellow; thorax yellow, usually with a narrow median spot, sometimes an indistinct spot each side; elytra yellow, the suture, margins and a median stripe black; under surface and legs usually yellow, tips of tibiae and tarsi, and sometimes the hind portion of metasternum, piceous. Thorax more than twice as wide as long, margins narrow, surface smooth, shining. Elytra a little wider at base than thorax, very finely and sparsely punctate. Length 5–5.5 mm. (Fig. 522.)

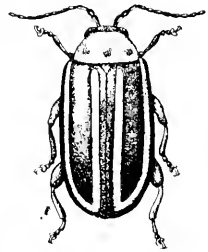


Fig. 522.  $\times 5$ .  
(Original.)

Throughout the State, common; more so in the southern counties. April 6–July 8. Taken by sweeping roadside herbage, especially the pigweed, *Amarantus retroflexus* L. Resembles *pennsylvanica*, but smaller and more shining. The black median stripe of each elytron is distinctly wider than the yellow ones each side.

2196 (6954). *DISONYCHA ABBREVIATA* Melsh., Proc. Phil. Acad. Nat. Sci., III, 1847, 163.

Oval, slightly oblong. Head, thorax, scutellum, under surface and femora, reddish-yellow; elytra paler yellow with a sutural stripe and a median one on each, both rather wide, black; antennae piceous, the two basal joints and the apical one paler; tibiae and tarsi yellow, with a black line on outer side. Thorax nearly twice as wide as long, narrowed in front, sides curved, margins narrow, surface smooth. Elytra slightly wider at base than thorax, umbone distinct, surface finely alutaceous, very finely and sparsely punctate. Length 6–8.5 mm.

Southern half of State; scarce. April 9–September 29. Probable hibernates, as most of the specimens were taken beneath logs in the spring.

2197 (6955). *DISONYCHA DISCOIDEA* Fab., Syst. Ent., II, 1798, 25.

Oval, slightly depressed. Reddish-yellow; antennae, tibiae and tarsi piceous; elytra with a broad oval sutural spot black, shining. Thorax

twice as wide as long, narrowed in front, margins narrow; disk convex, smooth, shining. Elytra slightly wider than thorax, humeri almost obliterated; surface distinctly, finely and rather closely punctate. Length 5.5-7 mm.


Duboïs, Crawford and Spencer counties; scarce. May 10-June 22. Swept from low herbs along roadsides and from flowers of wild hydrangea. Hern gives its range as North Carolina to Texas. A member of the Austroriparian fauna.

2198 (6957). *DISONYCHA TRIANGULARIS* Say, Journ. Phil. Acad. Nat. Sci., IV, 1824, 84; *ibid.* 11, 226.

Oval, rather depressed. Black; thorax above and beneath yellow, with the front pair of spots round, the hind one linear; elytra with a faint bluish tinge; antennæ piceous, the three basal joints pale beneath. Thorax more than twice as wide as long, sides feebly curved, margins very narrow, surface alutaceous, rather finely, not closely punctate. Elytra a little wider at base than thorax, surface rather closely but distinctly punctate. Length 5-6.5 mm. (Fig. 521.)

Throughout the State, frequent; more so in the northern counties. April 17-October 23. Occurs beneath logs in spring. Adults said to be injurious to beets and spinach. Occurs especially on *Chenopodium* and other herbs in moist places.

\*2199 (6958). *DISONYCHA XANTHOMELENA* Dalm., Analecta Ent., 1823, 79.



Resembles the preceding but usually smaller and more oblong. Thorax entirely yellow; elytra black with faint greenish tinge; abdomen wholly yellow, meso- and metasterna black; femora usually yellow on basal half, sometimes wholly black; tibiae and tarsi piceous. Thorax not twice as wide as long, surface almost smooth. Elytra wider at base than thorax, surface finely alutaceous, obsolete and very finely punctate. Length 4.5-5.5 mm. (Fig. 523.)

Throughout the State; frequent. February 14-November 8. Hibernates beneath mullein leaves and rubbish. Known as the "spinach flea-beetle" on account of its injury to that plant. Feeds also on *Chenopodium* and chickweed, *Stellaria*. Listed as *collaris* Fabr.

2200 (635Sc). *DISONYCHIA MULLICOLLIS* Say, *Bost. Journ. Nat. Hist.*, 1, 1835, 199; *ibid.*, 11, 668.

Resembles closely the preceding. Differs by having the head blue black and coarsely punctured between the eyes, the front yellow; femora entirely yellow; abdomen piceous at middle, with the apical segment and wide side margins yellowish. The elytra are sometimes nearly black, more often with a distinct bluish tinge. Length 4.5-5 mm.

Vigo, Marion, Perry and Posey counties, scarce; probably throughout the southern half of State. February 8-November 17. Hibernates beneath logs in low, moist places.

\*2201 (635Sa). *DISONYCHIA COLLATA* Fabr., *Syst. Eleut.*, 1, 1801, 463.

Oblong-oval, subdepressed. Vertex and occiput black with faint greenish tinge, front yellow; thorax yellow above and beneath, without spots; elytra blue-green, shining; metasternum black; abdomen piceous, the last segment and the sides broadly yellowish; femora pale yellow, tibiae at tips and tarsi piceous. Thorax and elytra very finely alutaceous, the former minutely and sparsely punctate; the latter with fine, distinct, sparsely placed punctures. Length 4-4.5 mm.

Fulton, Vigo and Posey counties; scarce. February 6-July 31. Hibernates with the preceding, which it closely resembles. Distinguished by its smaller size, more elongate form and more distinctly punctured elytra.

### LIII. *LONGITARSUS* Latr., 1829. (NL., "long + tarsus.")

This and the three succeeding genera belong to a group, *Aphthona* of the *Halticini*, having the form oval; antennae 11-jointed; front coxal cavities open behind; thorax without trace of basal impressions; hind tibiae grooved, at least near the apex, and terminated by a rather long spur; hind tarsi with last joint not inflated, the claws simple. The members of the genus *Longitarsus* are very small oval or oblong-convex species, usually uniform dull yellow, brownish or piceous in hue, with the elytral punctures much confused; tarsi slender, the first joint of the hind pair nearly or fully half the length of tibiae and as long as all the following joints united. The following species have been taken in the State:

#### KEY TO INDIANA SPECIES OF *LONGITARSUS*.

- a. Antennae with joints 2, 3 and 4 successively longer; inner wings always present.
- b. Reddish-yellow, shining; thorax very plainly broader than long; punctation distinct.

2202. *SCURIFUS*.

- bb.* Brownish or piceous, with a faint bronzed lustre; punctures of elytra in vague rows. 2203. *TURBATUS*.
- aa.* Antennæ with joints 2, 3 and 4 of equal length, or with the fourth not longer than second.
- c.* Surface entirely shining, not alutaceous; elytral punctures rather coarse; form robust; humeri well marked.
- d.* Color reddish-brown; form oblong-oval; legs pale. 2204. *ALTERNATUS*.
- dd.* Color piceous, shining; form shorter, oval; legs piceous. 2205. *ERRO*.
- cc.* Surface more or less distinctly alutaceous; form rather elongate; humeri not prominent.
- e.* Color pale reddish-yellow; elytra not shining, the punctures very indistinct. 2206. *TESTACEUS*.
- cc.* Color dark reddish-yellow to piceous; elytra shining, the punctures coarse and well marked. 2207. *MELANURUS*.

2202 (7011). *LONGITARSUS SUBRUFUS* Lec., Col. Kan., 1859, 26.

Oblong-oval, convex. Reddish-yellow, shining; antennæ and legs pale reddish-yellow, the outer five joints of former and hind femora slightly darker. Thorax one-third wider than long, not narrowed in front; disk convex, shining, very sparsely and finely punctate. Elytra wider at base than thorax, umbone rather prominent; disk convex, punctures rather fine, not closely placed. Length 2.5-3 mm.

Vigo County; common locally on the stems and leaves of the false gromwell, *Onosmodium carolinianum* DC. June 15. Described and known heretofore only from Kansas. Our largest species of the genus.

2203 (10,434). *LONGITARSUS TURBATUS* Horn, Trans. Amer. Ent. Soc., XVI, 1889, 279.

Oblong-oval, subconvex. Piceous or chestnut-brown, feebly bronzed; antennæ piceous, the four basal joints pale; front and middle legs and hind tibiae yellowish; hind femora brown. Thorax nearly one-half wider than long, slightly narrowed in front, sides feebly curved, surface smooth or nearly so; basal marginal line wanting. Elytra wider at base than thorax, umbone distinct, punctures rather coarse and close. Length 2.5 mm.

Lake, Marion and Dubois counties; scarce. May 12-June 11. Resembles *melanurus*, but differs in the length of basal antennal joints, in the surface not being at all alutaceous, and in the much more prominent shoulders.

2204 (7015). *LONGITARSUS ALTERNATUS* Zleg., Proc. Phil. Acad. Nat. Sci., II, 1846, 271.

Oblong-oval, moderately convex. Dark brick-red, shining. Antennæ three-fourths the length of body, piceous, the four basal joints paler. Thorax one-third wider than long, sides curved; disk convex, nearly smooth

except along the base, where there are a few fine punctures. Elytra wider at base than thorax, umbone feeble; punctures coarse, much confused, finer near the sides. Length 2.5 mm.

Taken only near Pine, Lake County, where it occurs beneath clumps of the prickly pear cactus. May 15–May 20.

2205 (10.442). *LONGITARSUS ERRO* Horn, *TRANS. AMER. ENT. SOC.*, XVI, 1889, 284.

Oval, convex, rather robust. Piceous, shining; antennae black, the basal joints piceous. Thorax one-half wider than long, not narrowed in front, sides nearly straight; disk very finely and sparsely punctate, the apical region and a broad median space without punctures. Elytra wider at base than thorax, umbone prominent, surface coarsely and rather closely punctate. Length 1.8–2 mm.

Lake County; rare. May 14. A member of the boreal fauna, described from White Fish Point, Lake Superior.

\*2206 (7008). *LONGITARSUS TESTACEUS* Melsh., *PROC. PHIL. ACAD. NAT. SCI.*, III, 1847, 166.

Oblong-oval, moderately convex. Dull brownish-yellow, surface finely alutaceous and with a greasy aspect; antennae and legs pale brownish-yellow. Thorax one-third wider than long, not narrowed in front; disk moderately convex, very distinctly alutaceous, finely, sparsely and indistinctly punctate. Elytra very little wider at base than thorax, umbone distinct, not prominent; surface finely and sparsely punctate. Length 2 mm.

Throughout the State; common. February 10–November 28. Hibernates beneath logs, mullein leaves, etc. Taken by sifting in early spring and autumn and by sweeping roadside herbage.

2207 (7007). *LONGITARSUS MELANURUS* Melsh., *PROC. PHIL. ACAD. NAT. SCI.*, III, 1847, 166.

Oblong-oval, moderately convex. Dark reddish-brown to piceous, alutaceous, shining; antennae reddish-brown, apical half darker; front and middle legs dull yellow, hind femora brown. Thorax slightly wider than long, not narrowed in front, sides feebly curved; disk convex, slightly wrinkled near base, sparsely and rather coarsely punctured. Elytra evidently wider at base than thorax, umbone distinct, the punctures coarse, deep and rather close. Length 2–2.5 mm. (Fig. 524.)

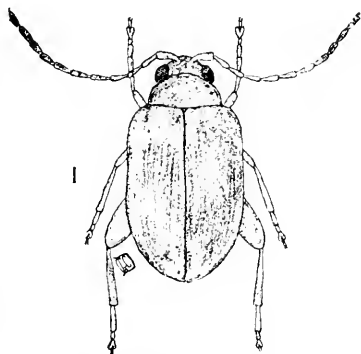


Fig. 524. - 12. (After Forbes.)

Throughout the State, frequent in the southern portion; rare in the northern counties. March 20–July 8. Taken by beating and sweeping roadside vegetation.

## LIV. GLYPTINA Lec. 1859. (Gr., "sculptured.")

Fig. 525. *Glyptina brunnea* Horn. - 25. (After Forbes.)

Small oblong or oval, dull yellow or blue and yellow species, resembling *Longilarsus* in general appearance, but having the elytral punctures in distinct rows on base and sides, often confused at tip; the first joint of hind tarsi not more than one-third the length of tibiae; antennae slender, as long as half the body, first joint cylindrical, second conical, more than half the length of first, joints 3 to 7 gradually increasing in length, 8 to 10 shorter, 11th longer and acute at tip; tarsal claws simple. Four of the seven species recognized by Horn probably occur in the State.

## KEY TO INDIANA SPECIES OF GLYPTINA.

- a.* Elytra yellowish or reddish-yellow.
- b.* Striae on sides of elytra, especially the ninth, deeper than those of the disk; body beneath brown. (Fig. 525.) BRUNNEA.
- bb.* Striae on sides faint; body beneath brownish-piceous, very rarely pale. 2208. SPURIA.
- aa.* Elytra blue, with metallic lustre; head and thorax reddish-yellow.
- c.* Thorax somewhat wrinkled, vaguely punctate; elytral striae much confused at apex. 2209. BICOLOR.
- cc.* Thorax smooth, or very finely and sparsely punctate; elytral striae entire, not confused. 2210. CYANIPENNIS.

*Glyptina brunnea* Horn, reddish-brown, legs and antennae paler, length 1.8-2 mm., is known from Wisconsin, Georgia and Texas.

2208. (7016). GLYPTINA SPURIA Lec., Col. Kan., 1859, 26.

Oblong-oval, moderately convex. Above pale brownish-yellow, shining; beneath piceous; antennae reddish-yellow, outer joints darker; legs pale. Thorax one-half wider than long, not narrower in front, sides obliquely truncate near front angles and angulate in front of middle; disk rather coarsely and sparsely punctate. Elytra distinctly wider at base than thorax, feebly striate, the striae coarsely and closely punctate; intervals wider than striae, slightly convex, each with a row of minute punctures. Length 1.5-1.7 mm.

Throughout the State; common. March 20–July 2. Taken by sifting in early spring and later by sweeping roadside herbage.

2209 (10,119). *GLYPTINA BICOLOR* Horn, Trans. Amer. Ent. Soc., XVI, 1889, 289.

Oblong-oval, somewhat narrowed in front, convex. Head, thorax and legs pale reddish-brown; elytra rather dark metallic blue; under surface piceous; antennæ with basal joint brown, next three reddish-yellow, outer joints piceous. Thorax one-third wider than long, narrower at apex, the punctures fine and very indistinct. Elytra not wider at base than thorax, with regular rows of coarse, deep, rather close-set punctures, except at apex. Length 2.5–3.5 mm.

Lake and Martin counties; frequent in the former, scarce in latter. April 30–July 30.

2210 (7018). *GLYPTINA CYANIPENNIS* Crotch, Proc. Phil. Acad. Nat. Sci., 1873, 65.

Oblong-oval, convex. Resembles the preceding in color, the antennæ but little darker towards tip. Thorax as in *bicolor*, the front angles more obliquely truncate, sides angulate in front of middle; disk with a few fine, scattered punctures. Elytra slightly wider at base than thorax, umbone feeble; striae rather coarsely and closely punctured; intervals slightly convex, punctate as in *bicolor*. Length 2 mm.

Posey County; rare. April 18–June 3. Known heretofore from Florida and Texas. Beaten from foliage of the Virginia creeper (*Parthenocissus quinquefolia* L.)

#### LV. *APITHONA* Chev. 1834. (Gr., "superabundant.")

This genus is represented in Indiana by a very small, oblong-oval, reddish-brown species, having the antennæ rather stout, longer than half the body, third joint more slender and a little longer than second, 4 to 7 gradually longer, 8 to 10 slightly shorter, 11th suddenly constricted and acute at tip; apex of hind tibiae modified as mentioned in generic key.

2211 (6992). *APITHONA INSOLITA* Melsh., Proc. Phil. Acad. Nat. Sci., III, 1847, 168.

Oval, the elytra nearly quadrate, convex. Brownish-red, strongly shining; sixth to ninth joints of antennæ fuscous, the others dull yellow. Thorax one-fourth wider than long, not narrowed in front, front angles obliquely truncate, sides nearly straight, with distinct angulation in front of middle; disk smooth and polished. Elytra distinctly wider at base than thorax, humeri and umbones prominent, surface with faint rows of very minute punctures. Length 2 mm.

Dubois and Posey counties; rare. April 12–May 13. Beaten from Indian currant, *Symphoricarpos vulgaris*, Michx.

## LVI. PHYLLOTRETA Chev. 1834. (Gr., "leaf + bore.")

Small elongate-oval or oblong-oval subconvex species, separated from allied genera by characters pertaining to the hind tibiæ as mentioned in the generic key. They have the head small, deeply inserted in the thorax; antennæ half as long as body, or slightly longer; thorax broader than long and somewhat narrowed in front; elytra oval, the humeri never prominent, usually marked with a yellowish white sinuous stripe; first joint of hind tarsus about one-third the length of tibiæ and equal to the other three; claws simple. The males have the last ventral more or less impressed at tip. The following species have been taken or should occur in the State. All feed upon cruciferous plants, both cultivated and wild:



Fig. 526. a, Antenna of *Phyllotreta ulkei*, male; b, *P. robusta* and antenna of male; c, *P. sinuata* and antenna of male; d, *P. vittata* and antenna of male; e, antenna of female of *P. robusta*, *sinuata* and *vittata*; f, antenna, male and female of *picta*, *bipustulata*, etc. (After Horn.)

## KEY TO INDIANA SPECIES OF PHYLLOTRETA.

- a. Fifth joint of antennæ longer than either the fourth or sixth; the male with the fifth joint always, and sometimes the fourth, thickened and elongate.
- b. Elytra piceous, without stripes; sixth joint of male antennæ as long as the fourth and cylindrical. (Fig. 526, a.) ULKEI.
- bb. Elytra piceous, each with a yellowish stripe.
- c. Elytral stripe narrower; lower angle of fifth joint not prolonged.
- d. Stripes of elytra parallel with the suture on the basal half. (Fig. 526, c.) 2212. SINUATA.
- dd. Stripes of elytra incurved at base, approaching the scutellum. (Fig. 526, d.) 2213. VITTATA.
- cc. Elytral stripe broad, at its apical third reaching side, apex and suture; lower angle of fifth antennal joint distinctly prolonged. (Fig. 526, b.) 2214. ROBUSTA.
- aa. Fifth joint of antennæ never longer than sixth; antennæ not different in the sexes, the joints gradually but slightly stouter from second to tip. (Fig. 526, f.)
- c. Elytra black and yellow.
- f. Elytra each with two oval yellow spots, one on humerus, the other subapical. 2215. BIPUSTULATA.
- ff. Elytra dull yellow with a common sutural stripe and narrow marginal line, black. 2216. ARMORACIÆ.
- cc. Elytra unicolorous.



*g.* Elytra bluish-green, metallic; head and thorax bright reddish-yellow. 2217. *PICTA*.

*gg.* Elytra and thorax black or piceous, with or without metallic lustre.

*h.* Elytra with line and coarse punctures, the latter arranged in rows near the suture and within the humeri. 2218. *ÆNEICOLLIS*.

*hh.* Elytra uniformly punctate.

*i.* Color black; thorax alutaceous. LINDAHLI.

*ii.* Color dark blue; thorax not alutaceous. 2219. LEWISII.

*P. ulkei* Horn, piceous-black, shining, legs, except the hind femora, reddish-brown, length 2.5 mm., was described from Ohio.

\*2212 (7022). *PHYLLOTRETA SINUATA* Steph., *Illust. Brit. Entom.*, IV, 297.

Elongate-oval, subconvex. Piceous, shining; elytra each with a narrow, dull yellow stripe, parallel with the suture at base, and with a short, broad branch behind the humerus, the apical third strongly sinuate; antennæ piceous, the three or four basal joints paler. Thorax nearly twice as wide at base as long, distinctly narrowed in front; disk convex, surface finely alutaceous, rather coarsely and sparsely punctate. Elytra slightly wider than thorax, with the punctures coarser and more close-set than on the latter. Length 2.5 mm. (Fig. 526, *c.*)

Throughout the State; common. March 19–November 1. Probably hibernates. Taken by sifting in early spring and late autumn and by beating hickory and sweeping grass in summer.

2213 (7023). *PHYLLOTRETA VITTATA* Fabr., *Syst. Eleut.*, I, 1801, 469.

Smaller than *sinuata* and with the yellow stripe of elytra narrow at middle, incurved at base, broader and slightly incurved at tip; legs piceous, tibiae and tarsi brownish-yellow. In the males the fourth joint of antennæ is broader than the third, fifth a little broader and nearly equal in length to third, whereas in *sinuata* the fourth is much broader than the third, and the fifth longer than the two preceding together and much dilated. Length 2 mm. (Fig. 526, *d.*)

Throughout the State; frequent. May 12–September 25. Taken by sifting and sweeping. Occurs on cabbage and other cruciferous plants, as the turnip, radish, mustard, shepherd's purse, pepper grass, etc.

2214 (7031). *PHYLLOTRETA ROBUSTA* Lec., *Proc. Amer. Phil. Soc.*, 1878, 614.

Oblong-oval, similar in form and size to *vittata*. Piceous, shining; elytra each with a broad yellowish stripe parallel with the suture for most of its length, dilated at base to form a broad process behind humerus and incurved towards scutellum, the apical third broadly expanded. Thorax nearly twice as wide as long, coarsely, deeply and closely punctate. Elytra slightly wider and more coarsely punctured at base than thorax, more finely punctured towards apex. Fourth and fifth antennal joints of male much broader than third, the fifth as long as the two preceding, its apical free angle prolonged. Length 2 mm. (Fig. 526, *e.*)

Lake County; rare. May 12–May 30. Described from Garland, Colorado.

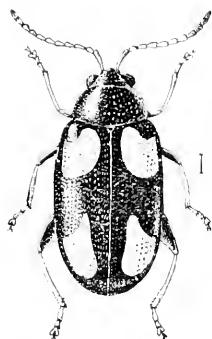


Fig. 527. (After Chittenden in Bull. 33, N. Ser., U. S. Div. Ent.)

2215 (7026). *PHYLLOSTRETA BIPUSTULATA* Fabr., Syst. Eleut., I, 1801, 464.

Oblong-oval, rather robust. Piceous without metallic lustre; elytra each with a large oval humeral spot, touching base but not including the umbone, and a subapical more elongate and narrower spot, yellow; antennæ piceous, the basal five joints paler; legs reddish-yellow, the hind femora darker beneath. Thorax one-third wider than long; disk finely alutaceous, rather finely and sparsely punctate. Elytra distinctly wider at base than thorax and with coarser punctures. Length 2.5 mm. (Fig. 527.)

Throughout the State, frequent; more so in the southern counties. April 14–July 13. Taken by sweeping and sifting.

2216 (—). *PHYLLOSTRETA ARMORACLE* Koch, Ent. Heft., II, 1803, 75.

Elongate-oval, convex. Head, thorax and under surface black, shining; elytra dull yellow, with a common sutural stripe and very narrow side and apical margins, black; antennæ and femora piceous, the basal three joints of former and tibiae and tarsi dull brownish-yellow. Thorax one-third wider than long, sides curved and rounded to apex; surface finely and sparsely, that of elytra more coarsely and densely, punctate. Length 3–3.5 mm. (Fig. 528.)

A recently introduced European species, several specimens of which have been taken by Wolcott in the washup of Lake Michigan, near Pine, Lake County, May 28. From its specific name I judge that it preys upon horseradish.

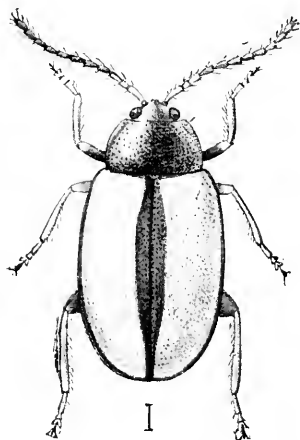


Fig. 528. (After Chittenden in Insect Life VII.)

2217 (7019). *PHYLLOSTRETA PICTA* Say, Journ. Phil. Acad. Nat. Sci., IV, 1824, 87; *ibid.* II, 228.

Oval, slightly oblong, feebly convex. Head and thorax pale reddish-yellow; elytra bright bluish-green, shining; antennæ pale, the outer joints fuscous; abdomen and metasternum piceous; legs yellowish, the hind femora often darker. Thorax nearly twice as wide as long, surface very finely, sparsely and indistinctly punctured. Elytra slightly wider at base than thorax, umbone rather prominent, smooth; surface finely, closely and indistinctly punctured on disk, smoother at sides and apex. Length 2–2.5 mm.

Tippecanoe, Vigo, Orange and Crawford counties; scarce. June 1-June 25. Taken by sweeping roadside herbage.

2218 (7029). *PHYLLOTRETA AENEICOLLIS* Crotch., Proc. Phil. Acad. Nat. Sci., 1873, 67.

Elongate-oval, rather slender. Piceous; head and thorax with a cupreous lustre; elytra with a greenish tinge; legs piceous, tibiae and tarsi paler. Antennae half as long as body, joints 2-5 reddish-yellow. Thorax one-half wider than long, narrowed in front; disk ahnuaceous, rather finely and closely punctate. Elytra wider at base than thorax, punctate as mentioned in key. Length 2-2.5 mm.

Marion County; rare. July 14. Swept from herbage along the margin of a woodland pond. Known from Kansas and Texas.

*P. lindahli* Dury, last ventral of male with a deep, rounded depression which extends forward in triangular shape through the next to last ventral, length 2.5 mm., was described from Cincinnati.

2219 (7028). *PHYLLOTRETA LEWISI* Crotch., Proc. Phil. Acad. Nat. Sci., 1873, 66.

Elongate-oval, moderately convex. Piceous; elytra with a bluish tinge; antennae piceous, the basal joints pale; tibiae and tarsi brown. Thorax two-thirds wider than long, narrowed in front, sides broadly curved, surface rather finely and sparsely punctate. Elytral punctures coarser than those of thorax. Last ventral of male with a broad, triangular impression. Length 2-2.5 mm.

Two specimens in Webster collection labelled "Ind." Known heretofore from Illinois westward.

#### LVII. HALTICA Geoff. 1764. (Gr., "leaping.")

Oblong or oval, medium-sized, blue, green or bronzed, rarely reddish-brown, species, having the head short, usually deeply inserted; antennae half as long as body, joints 2, 3 and 4 gradually longer except in *rufa*; thorax usually one-half wider than long, broadest at base, which is curved and with a more or less distinct transverse line just in front; side margins slightly thickened near front angles; elytral punctures confused; front coxal cavities open behind, the prosternum rather narrow between the coxae; hind tibiae not or feebly sulcate, terminated by a short spur; tarsal claws broadly dilated at base.

The genus is a difficult one, and the species can never be determined with any degree of certainty without a fair number of specimens, some of which must be males. Unfortunately, this sex is much less abundant than the females. The following species have been found or probably occur in the State:

## KEY TO INDIANA SPECIES OF HALTICA.

- a.* Body above reddish-yellow, broadly oval; elytra smooth. 2220. RUFÆ.
- aa.* Body above blue, bronze, green or cupreous, more or less metallic.
- b.* Elytra with a longitudinal fold or costa along the sides; color dark blue. 2221. BIMARGINATA.
- bb.* Elytra without fold.
- c.* Antennæ and legs piceous, more or less metallic.
- d.* Thorax with a deep groove in front of base which extends *completely* across the thorax.
- c.* Larger species, 4-5.5 mm.; usually blue; form robust; thorax very distinctly wider at base. 2222. CHALYBEA.
- cc.* Smaller, 3-3.5 mm.; color distinctly metallic brassy green, blue or bronze; form more elongate; thorax scarcely wider at base. 2223. IGNITA.
- dd.* Thorax with a moderate, sometimes obsolete, groove near base, which is never entire.
- j.* Humeral angles of elytra well marked, the umbone moderately prominent with a depression behind it; transverse impression of thorax deep at middle, evanescent on sides.
- g.* Brilliant cupreous with violet or purplish reflections. CARINATA.
- gg.* Blue, head more prominent; form more robust. VICARIA.
- ff.* Humeral angle of elytra rounded, the umbone feeble; transverse impression of thorax faint.
- h.* Color brilliant coppery red; larger, more robust, more broadly oval. 2224. CUPRASCENS.
- hh.* Color greenish or brassy black; smaller, more slender, elongate-oblong. 2225. ÆNESCENS.
- cc.* Antennæ and legs in great part reddish-yellow, in striking contrast with the color of the upper surface.
- i.* Entire upper surface uniform in color and with metallic lustre.
- j.* Form oblong-oval, very convex; elytra scarcely alutaceous, the punctures distinct on basal half. 2226. FUSCO-ÆNEA.
- jj.* Form elongate-oblong, much less convex; elytra distinctly alutaceous, the punctures minute and indistinct throughout. 2227. KNABII.
- ii.* Head and thorax reddish-yellow, elytra metallic blue; thoracic impression deep and entire. BURGESSII.

2220 (6953). HALTICA RUFÆ Ill., Mag. fur Insect., VI, 1807, 153.

Oval, broader behind, moderately convex. Dull reddish- or orange-yellow above, piceous beneath; antennæ and legs piceous, the hind femora paler at base. Antennæ half as long as body, third joint distinctly longer than fourth. Thorax nearly twice as wide at base as long, feebly narrowed to the front, margins very narrow; ante-basal impression broad and shallow; surface sparsely and finely punctate. Elytra slightly wider at base than thorax; umbone feeble, surface indistinctly and sparsely punctate. Length 4-5 mm.

Lake and Dubois counties; rare. May 26-May 30. Beaten from ash.

2221 (6960). *HALTICA BIMARGINATA* Say, Journ. Phil. Acad. Nat. Sci., IV, 1824, 85; *ibid.* II, 226.

Oblong, subparallel. Above dark blue, moderately shining; under surface and legs blue-black, antennae piceous. Thorax one-half wider than long, margins very narrow, the ante-basal depression deep, reaching the sides and joining the marginal depression; surface distinctly alutaceous, sparsely punctate. Elytra wider at base than thorax, with a prominent fold extending from umbone to near apex; surface finely, rather sparsely and indistinctly punctate. Length 5.6 mm.

Northern half of State, frequent; not taken south of Vigo County. May 20–August 26. Occurs on knotweed or smartweed in moist localities.

\*2222 (6961). *HALTICA CHALYBEA* Ill., Mag. fur Insect., VI, 1807, 115.

Oval, rather robust. Metallic blue, shining, rarely cupreous or greenish; under surface and legs blue-black; antennae piceous, the basal half with metallic lustre. Thorax a little more than half wider than long, margins narrow, slightly thickened in front; disk convex, the ante-basal impressed line rather deep, extending from margin to margin; surface with minute scattered punctures. Elytra scarcely wider at base than thorax, umbone rather prominent, smooth; surface sparsely punctate, nearly smooth near apex. Length 4–5 mm. (Fig. 529.)



Fig. 529.  
(After LeBaron.)

Throughout the State; common. March 14–December 10. Hibernates beneath bark and rubbish; mating April 12. Occurs on the wild grape and poison ivy and known as the “grape flea-beetle,” often doing considerable damage to the cultivated vine. Readily controlled by spraying with arsenites when the larvae are discovered.

2223 (6963). *HALTICA IGNITA* Ill., Mag. fur Insect., VI, 1807, 117.

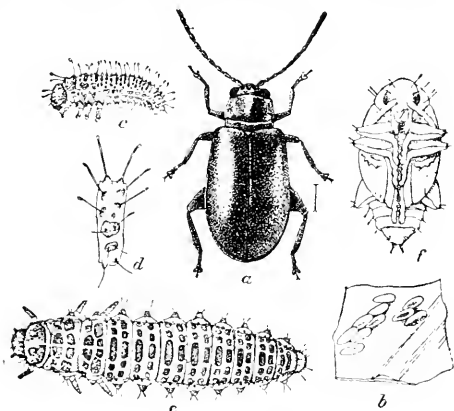


Fig. 530. a, Beetle; b, egg mass on bit of leaf; c, newly hatched larva; d, first abdominal segment of same; e, larva; f, pupa; all  $\times 8$ . (After Chittenden in Bull. 23, N. Ser., U. S. Div. Ent.)

apex. Length 3–4 mm. (Fig. 530.)

Oval, slightly oblong, subdepressed. Color exceedingly variable from a coppery golden lustre, through greenish to dark blue; under surface and legs colored as above. Thorax one-half wider than long, very little narrowed in front, sides feebly curved, ante-basal impression deep, extending from margin to margin; surface minutely and sparsely punctate. Elytra distinctly wider at base than thorax, umbone rather prominent, limited within by a depression; surface distinctly and sparsely punctate near base, gradually smoother to

Throughout the State; common. May 11–October 6. Occurs by thousands on the foliage of the water purslane, *Ludwigia palustris* Ell.; also on foliage of many other plants. Said to attack strawberry and rose-bushes.

*H. carinata* Germ., length 3.5–4.5 mm., and *H. vicaria* Horn, length 4.5–6 mm., last ventral of males in both with a deep elongate impressed line, are said to occur from New England westward to Arizona. The former has been recorded from Cincinnati.

2224 (—). *HALTICA CUPRASCENS* sp. nov.

Oval, strongly convex. Coppery red, strongly shining; antennæ, legs and under surface piceous-bronzed. Thorax about one-third wider than long, scarcely narrowed in front, sides feebly curved, margin narrow, thickened at the front angles; disk finely alutaceous, sparsely and minutely punctate, the ante-basal impression very shallow, evident only at middle. Elytra one-third wider at base than thorax, sides broadly curved; surface finely and sparsely punctate, very indistinctly so on apical third. Length 3.5–4 mm.

Three specimens from beneath rubbish on beach of Lake Michigan, near Pine, Lake County. May 5–May 21. Probably occurs on cottonwood.

2225 (6972). *HALTICA LENESCENS* sp. nov.

Elongate-oblong, convex. Uniform brassy-greenish above and beneath; antennæ piceous-bronzed, third and fourth joints subequal. Thorax one-third wider than long; sides feebly curved, slightly sinuate near hind angles; disk minutely and sparsely punctate, the ante-basal impression very faint, extending almost from side to side. Elytra together one-third wider than thorax, their sides parallel to apical fourth, then rounded to tips; surface finely and sparsely punctate. Last ventral of male with an elongate impression extending from apex half way to base. Length 3–3.5 mm.

Starke County; rare. June 18.

2226 (—). *HALTICA FUSCOENEA* Melsb., Proc. Phil. Acad. Nat. Sci., III, 1847, 165.

Oblong-oval, convex. Olivaceous green or bronzed, strongly shining; under surface and hind femora piceous with bronzed lustre; antennæ and legs reddish-yellow, the former with apical half darker. Thorax subquadrate, very little wider than long, not narrower at apex than base; sides very feebly curved; disk convex, very finely alutaceous, sparsely and minutely punctate. Elytra slightly wider at base than thorax, less than twice as wide as long, umbone not distinct; surface distinctly and sparsely punctate near base, smoother near apex, the punctures sometimes in more or less evident rows. Length 2.5–3 mm.

Lake, Kosciusko, Putnam and Jefferson counties; scarce. April 22–September 25. Occurs on the evening primrose, *Oenothera biennis* L.

2227 (1871). HAUTICA KNABII sp. nov.

Elongate-oblong, subparallel. Metallic olivaceous, moderately shining; under surface and hind femora piceous, bronzed; antennæ, front and middle legs, hind tibiæ and tarsi reddish-yellow, the outer joints of antennæ fuscous at tips. Thorax one-half wider than long, sides moderately curved; ante-basal impression narrow but deep, extending from side to side; surface distinctly alutaceous, finely and sparsely punctate. Elytra more than twice as long as wide, sides parallel to apical third, thence rounded to tips; surface sculptured as mentioned in key. Length 3-3.5 mm.

Described from eleven specimens taken in Lake and Starke counties, May 19-September 27. Occurs on low herbs in damp, sandy localities. From *fuscula* this may be at once separated by the much longer, more parallel and less convex elytra, which are at the same time less shining, more strongly alutaceous and much more finely punctate on basal half. The thorax is wider, with deeper ante-basal impression. Named in honor of Frederick Knab, of Washington, D. C., who has given me much aid in my study of the Chrysomelidæ.

*H. burgessi* Crotch, length 1.5-1.8 mm., is a southern form which has been recorded from Cincinnati.

LXIII. LUPERALTICA Crotch. 1873. (Gr., "wolf + leaping.").

This genus contains two small species, one of which has been taken in the State, while the other doubtless occurs. They have the front carinate between the antennæ and with flattened tubercles between the eyes; antennæ slender, longer than half the body, first joint stout, second small, oval, third twice as long, joints 3 to 10 equal; thorax convex with a vague transverse basal impression; epipleura reaching nearly to sutural angle; front coxal cavities open behind; first joint of hind tarsi as long as the next three.

KEY TO SPECIES OF LUPERALTICA.

- a.* Elytra very indistinctly punctate; color above varying from dull yellow to dull blue; front coxæ contiguous. FUSCULA.  
*aa.* Elytra very evidently punctate, bright metallic blue; front coxæ separated. 2228. SENILIS.

*L. fuscula* Lec., length 2.5-4 mm., is said to occur "from Pennsylvania and Virginia to Iowa and Kansas."

2228 (7005). LUPERALTICA SENILIS Say, Journ. Phil. Acad. Nat. Sci., IV, 1821, 87; *ibid.* II, 228.

Elongate-oblong, subconvex. Pale dull yellow, the head and thorax sometimes clouded with fuscous; elytra metallic blue, the suture and epi-

pleuræ yellow; antennæ usually fuscous, the basal joints pale. Thorax nearly twice as wide at middle as long; surface finely alutaceous, minutely and sparsely punctured. Elytra one-half wider at base than thorax, umbone distinct; surface rather closely and irregularly punctate. Last ventral of male flattened, truncate at apex and with a short, acute process at middle. Length 3.5–4 mm.

Putnam County; scarce. July 25. Swept from flowers of the darkey-head, *Rudbeckia triloba* L. Occurs from Pennsylvania to Illinois.

LIX. *LACTICA* Er. 1847. (L., "milk.")

Small oval yellow or blue and yellow species having the head inserted in the thorax as far as the eyes; antennæ longer than half the body, third joint shorter than fourth, joints 4 to 10 equal, 11th very little longer. Thorax with a deep, transverse impression near the base, which is bent at each end abruptly toward the base; front coxal cavities open behind; tarsi more than half the length of the tibia, the claws appendiculate.

2229 (6976). *LACTICA IRIS* Oliv., Ent., VI, 1808, 702.

Oval, slightly oblong, moderately convex. Head and thorax yellow; elytra deep violet blue, shining; antennæ piceous, three basal joints pale; thorax beneath and front and middle legs pale yellow; metasternum, abdomen and hind legs piceous. Thorax about twice as wide as long, margins narrow; disk convex, not visibly punctate. Elytra not wider at base than thorax, umbone rather prominent, surface very finely punctate. Length 3.5–4 mm.

Posey County; rare. September 5. One of the prettiest of our small Chrysomelids.

*Diphaulaca bicolorata* Horn, head, thorax and legs reddish-yellow, elytra and abdomen piceous-purple, length 2 mm., is known from Michigan, Georgia, Kansas and Louisiana.

LX. *TRICHALTICA* Harold. 1876. (Gr., "hair + leap.")

This genus comprises one small, oblong reddish-yellow and blue species, differing from *Lactica* mainly by the elytral punctures being much coarser and arranged in ten distinct rows. Front of head with two distinct tubercles; outer joints of antennæ slightly thicker, joints 1, 4, 5 and 11 longer than the others, which are equal.



2230 (6983). *TRICHALTICA SCABRICULA* Crotch, Proc. Phil. Acad. Nat. Sci., 1873, 71.

Oblong, nearly parallel, moderately convex. Reddish-yellow; elytra blue; antennæ piceous. Thorax more than one-half wider than long, not narrowed in front, hind angles distinct; disk convex, shining, very sparsely and coarsely punctured. Elytra wider at base than thorax; disk slightly flattened at middle, with a short scutellar and ten long rows of coarse, deep, closely placed punctures; intervals narrower than the striae and bearing sparse, short, semierect hairs. Length 2.5-3.5 mm.

Southern third of State; frequent. May 6-June 24. The thorax and under surface are sometimes of a Vandyke brown, and the hairs of elytra are so small as to be visible only from the side with a strong lens. Occurs from Ohio to Texas.

*Spharoderma opima* Lec., tibiae and tarsi reddish-brown, length 2.5 mm., occurs in Illinois, North Carolina and Texas.

#### Subtribe B. (CHLETOCNEMINI.)

The members of this subtribe are separated from the preceding only by the closed cavities of the front coxae. They are, for the most part, very small oval or oblong species, with the upper surface usually uniform in color. Although the two subtribes are each probably represented in the State by about the same number of genera, the present one has much the fewer species.

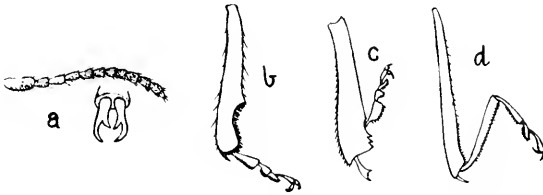


Fig. 531. a, Antenna and claws of *Blepharita*; b, hind tibia and tarsus of *Chalcocnema*; c, same of *Diphalia*; d, same of *Psyllodes*. (After Horn.)

#### KEY TO INDIANA GENERA OF HALTICINI, SUBTRIBE B.

- a. Last joint of hind tarsi globosely swollen; elytra with punctures in rows; hind tibiae with one spur.
- b. Thorax not impressed; body hairy; hind tibiae with but one carina. LXI. *HYPOLAMPSIS*.
- bb. Thorax with a transverse impression near base; body glabrous; hind tibiae with two carinae on the outer side. LXII. *PACHYONYCHUS*.
- aa. Last joint of hind tarsi not inflated, usually slender, sometimes thickened when viewed from the side.
- c. Antennæ 11- or 12-jointed; hind tarsi inserted at the end of the tibiae.

*d.* Antennæ 12-jointed, distant at base; tarsal claws bifid (Fig. 531, *a*); form robust, *Chrysomela*-like, larger, 5–6.5 mm.

LXIII. BLEPHARIDA.

*dd.* Antennæ 11-jointed, close together at base; claws simple or dilated; smaller, not over 4.5 mm.

*c.* Hind tibiæ sinuate near apex and with a distinct tooth on the outer margin (Fig. 531, *b*); thorax without an impression in front of base; first and second ventral segments closely united; elytral punctures in regular rows.

LXIV. CLETOCENEMA.

*cc.* Hind tibiæ without sinuation or tooth.

*f.* Thorax with distinct transverse impression in front of base; elytral punctures in rows.

*g.* Elytra without hairs.

*h.* Form more or less ovate; antennæ shorter than body; transverse groove of thorax limited on each side by a lengthwise impression.

LXVI. CREPIDODERA.

*hh.* Form elongate, parallel; antennæ as long as or longer than body; thoracic groove not limited.

LXVII. ORTHAUTICA.

*gg.* Elytra with rows of stiff hairs (setæ) on the intervals; form short, ovate.

LXVIII. EPITRIX.

*ff.* Thorax without a *transverse* impression in front of base.

*i.* Hind tibial spur small and slender; form elongate or elongate-oval.

*j.* Thorax with a short, deep longitudinal impression each side near base; elytral punctures in rows.

LXIX. MANTURA.

*jj.* Thorax without any impression; elytral punctures confused.

LXX. SYSTEMA.

*ii.* Hind tibial spur broad, emarginate or bifid at apex (Fig. 531, *c*); elytral punctures in rows; form oval or oblong-oval, convex.

LXXI. DIBOLIA.

*cc.* Antennæ 10-jointed; hind tarsi inserted on the outer side of the tibiæ above the apex (Fig. 531, *d*); elytral punctures in rows.

LXXII. PSYLLIODES.

LXI. HYPOLAMPESIS Clark, 1860. (Gr., "sub + red.")

Small oblong-oval, convex, brown or picuous hairy species, having the antennæ half the length of body, the second joint oblong-oval, as stout as the first but shorter, third more slender and longer than second, 4, 5 and 6 gradually shorter, 7 to 11 abruptly broader; prosternum narrow between the coxæ, dilated behind them; hind tarsi nearly as long as tibia, first joint obconical, very narrow at base, fourth abruptly inflated at apex, the claws toothed at middle; claws of front and middle tarsi bifid.

\*2231 (6920). *HYPOLAMPIS PILOSA* Hlig., Mag. für Insect., VI, 1807, 105.

Oblong-oval, convex. Dull brownish-yellow to piceous, opaque; surface with prostrate gray and brown pubescence and sparse erect hairs; antennae reddish or brownish-yellow, the outer five joints darker. Thorax quadrate, very little wider than long, sides nearly straight; disk convex, coarsely and closely punctate and with two feeble elevations slightly in front of middle. Elytra wider at base than thorax; disk with a faint oblique impression from humerus to suture near middle, ending in a shallow black fovea on first and second striae; punctures coarse, close-set and deep, arranged in regular rows; intervals not wider than the distance between the punctures. Length 2.5-4 mm.

Lake, Wells and Vigo counties; scarce. January 1-July 21. Occurs mostly in sandy localities, beneath rubbish, where it hibernates as imago.

LXII. *PACHYONYCHUS* Chev. 1834. (Gr., "thick-joint.")

Represented in the eastern United States and Indiana by a small, oblong, parallel smooth species, having the antennae a little longer than half the body, the second and third joints short, nearly equal in length, together longer than first but shorter than fourth, joints 5 to 10 equal, not thickened as in the preceding genus; hind tarsi moderately long, the first two joints triangular, the fourth inflated at apex.

\*2232 (6924). *PACHYONYCHUS PARADOXUS* Melsh., Proc. Phil. Acad. Nat. Sci., III, 1847, 163.

Oblong, nearly parallel. Reddish-yellow; elytra piceous, the suture narrowly reddish-yellow; antennae black, the three basal joints paler. Thorax convex, more than one-half broader than long, not narrowed in front, sides feebly curved, margins thickened at front angles, hind angles dentiform; surface sparsely and deeply punctate, the impression near base deep and extending from side to side. Elytra wider at base than thorax, the punctures of striae coarse and closely placed; intervals slightly convex, each with a row of very fine punctures. Length 3-4.5 mm.

Southern half of State; scarce. May 12-June 26. Occurs on the greenbrier (*Smilax*).

LXIII. *BLEPHARIDA* Rogers. 1856. (Gr., "eye-lid.")

Here belongs a single robust, oval species having the antennae rather widely separated at base, half as long as body, first four joints smooth, the second half as long as first; third and fourth slender, each longer than second; 5 to 10 broader than fourth, gradually very slightly shorter and pubescent, 11th longer and with a

very small conical terminal joint; hind tibiæ sinuate and deeply grooved on outer edge near apex; tarsi stout, first joint broadly triangular, fourth slender.

2233 (6919). BLEPHARIDA RHODS Forst., Nov. Spec., Ins., 1771, 21.



Fig 532.

Short, robust, oval, convex. Under surface and legs reddish-brown; above dull yellow, the elytra paler, irregularly variegated with dark reddish-brown; antennæ piceous, the four basal joints paler. Thorax more than twice as wide as long, narrowed in front, sides regularly curved, front angles prominent, hind ones obtuse; disk sparsely and finely punctured and with a row of coarser punctures around the margins. Elytra scarcely wider at base than thorax, each

with nine feebly impressed rows of coarse, deep, distant punctures. Length 5-6.5 mm. (Fig. 532.)

Throughout the State; rather common on sumac. May 19-October 1. The elytra vary greatly in the proportion of reddish-brown markings, these sometimes covering the entire surface except the sides and apex. Known as the "jumping sumac beetle."

LXIV. CILETOCNEMA Stephens. 1831. (Gr., "spine + tibiæ.")

Small elongate or oval, black or brown, usually faintly bronzed species having the head immersed in thorax to eyes, the front not carinate; antennæ slender, at least half the length of body, second joint elongate-oval, 3 to 6 slender and longer, 7 to 11 gradually broader and flattened, the 11th nearly as long as the two preceding, acute at tip; thorax always broader than long, narrowed in front, base regularly curved, without an impression in front; elytra at most but little wider than thorax, their punctures in rows; hind tibiæ sinuate near apex, with a triangular tooth above the curve, grooved at apex on the outer side and terminating in a rather long, stout spur; tarsal claws simple. The following species have been taken or probably occur in the State:

KEY TO INDIANA SPECIES OF CILETOCNEMA.

- a. Sides of thorax regularly curved from base to apex, the front angles not obliquely truncated.
- b. Head punctate, sometimes indistinctly so.
- c. Rows of elytral punctures confused or irregular at base.
  - d. Punctures of elytral striae 1 to 8 much confused to beyond the middle. CRIBATA.
  - dd. Punctures of elytral striae 1 to 3 irregular near the base only; punctures of thorax coarse.

- c.* Form elongate, subcylindrical. SUBCYLINDRICA.  
*cc.* Form regularly oval. IRREGULARIS.  
*cc.* Rows of elytral punctures regular.  
*f.* Form elongate-oval, more than twice as long as wide; piceous, surface bronzed; apical portion of antennæ and all the femora piceous. 2234. PROTENSA.  
*ff.* Form oval, not twice as long as wide.  
*g.* Punctures of head distinct.  
*h.* Punctures of the front and clypeus dense and rugulose; surface subopaque. 2235. DENTICULATA.  
*hh.* Punctures of the front and clypeus coarse, well separated; surface shining. 2236. CRIBRIFRONS.  
*gg.* Punctures of head small, indistinct.  
*i.* Punctures of elytral striae well impressed to apex; thorax with a distinct basal row of punctures. 2237. MINUTA.  
*ii.* Punctures of elytral striae feebly impressed, nearly obsolete at apex; basal row of thoracic punctures very feeble. 2238. PINGUIS.  
*bb.* Head absolutely without punctures.  
*j.* Thorax with an entire basal marginal line, which is not defined by punctures; color brassy bronze; scutellar stria regular. 2239. OPULENTA.  
*jj.* Thorax with a basal marginal row of punctures.  
*k.* Thorax shining, minutely alutaceous. 2240. PARCEPUNCTATA.  
*kk.* Thorax subopaque, distinctly alutaceous. 2241. PULICARIA.  
*aa.* Sides of thorax obliquely truncate at the front angles and with an angulation in front of middle; thorax without basal marginal line. 2242. CONFINS.

*C. criбата* Lee., brassy-bronzed, antennæ, tibiæ and tarsi reddish-yellow, length 2 mm., is known from Massachusetts and Oregon. *C. subcylindrica* Lee., piceous, feebly bronzed, length 2-2.5 mm.; and *C. irregularis* Lee., piceous, distinctly bronzed, length 2 mm., are known to occur in Michigan.

2234 (7042). *CHELEOCNEMA PROTENSA* Lee., Proc. Amer. Phil. Soc., XVII, 1878, 417.

Form given in key. Piceous, distinctly brassy-bronzed; tibiæ, tarsi and basal half of antennæ reddish-yellow. Head coarsely, not closely punctate. Thorax one-third wider at base than long, sides regularly curved, feebly narrowing to apex; disk minutely alutaceous, rather finely and sparsely punctate. Elytra slightly wider at base than thorax, with regular rows of rather coarse, close-set punctures; intervals flat, wider than striae, without punctures. Length 2.5-2.8 mm.

Lake County; rare. October 6. Ranges from Maryland and Michigan westward to Colorado.

\*2235 (7040). *CILETOCNEMA DENTICULATA* Ill. Mag. für Insect., VI, 1807, 163.

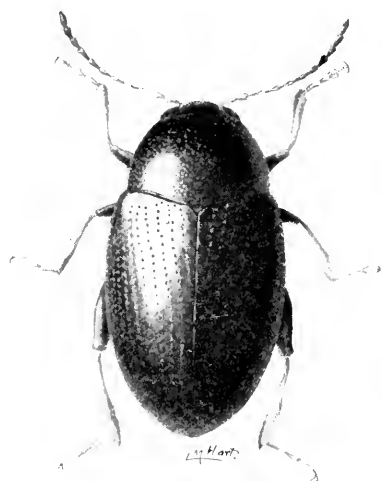


Fig. 533.  $\times$  18. (After Forbes.)

Oblong-oval, robust. Piceous-bronzed, slightly brassy; antennae reddish-yellow at base, the outer five or six joints piceous; front and middle femora brown, hind ones piceous bronzed; tibiæ and tarsi reddish-yellow. Head and thorax alutaceous; the latter nearly twice as wide at base as long, sides regularly curved to apex; surface rather coarsely and regularly but not densely punctured, the basal marginal line feeble at the sides. Elytra not wider at base than thorax, the punctures coarse and deep, not closely placed; intervals nearly flat on disk, subconvex on sides, each with a row of very fine punctures. Length 2.3–2.5 mm. (Fig. 533.)

Throughout the State; frequent. January 5–October 24. Occurs on sedges and grasses in moist meadows. Hibernates beneath leaves and rubbish in fence corners.

2236 (7043). *CILETOCNEMA CRIBRIFRONS* Lec., Bull. U. S. Geol. Surv., 1879, 517.

Oval, but proportionately more elongate than *denticulata*. Dark bronze, moderately shining; antennæ brownish at base, outer joints piceous; legs as in *denticulata*. Thorax also as in that species but with basal marginal line distinct at the sides. Length 2.2–2.7 mm.

Lake, Marshall, Putnam and Orange counties; scarce. April 10–September 9. Resembles *denticulata* very closely, but less broad and with the punctures of the elytra very coarse, deep and well separated.

2237 (—). *CILETOCNEMA MINUTA* Melsh., Proc. Phil. Acad. Nat. Sci., III, 1847, 167.

Oval, robust. Piceous, distinctly bronzed, shining; antennæ with four basal joints brownish-yellow, the remainder piceous; legs piceous, the tibiæ and tarsi sometimes paler. Head distinctly alutaceous, indistinctly punctate. Thorax twice as wide as long, widest at middle, disk faintly alutaceous, finely and sparsely punctured; basal row of punctures distinct and coarse. Elytra distinctly wider at base than thorax, punctures coarse, rather closely placed, slightly broader than long; intervals feebly convex, without punctures. Length 2 mm.

Lake, Starke and Marshall counties; frequent along the marshy margins of lakes. May 18–May 30.

2238 (7041). *CILETOCNEMA PINGUIS* Lec., Proc. Amer. Phil. Soc., 1878, 117.

Short, oval, robust. Picceous-bronzed, shining; antennæ with five basal joints reddish-yellow, the remainder bronzed; middle and hind femora bronzed, front femora and all the tibiæ and tarsi reddish-yellow. Head very finely alutaceous, minutely and sparsely but distinctly punctate. Thorax nearly twice as wide as long, sides more curved than in *minuta*; surface faintly alutaceous, very finely and sparsely punctate. Elytra but slightly wider than thorax, widest at middle; surface distinctly alutaceous, umbone not prominent; striae feebly impressed, more deeply on sides, their punctures fine and well separated; intervals smooth. Length 1.8–2 mm.

Lawrence County; scarce. May 11. Resembles *minuta* in form, color and size, but differs in the basal punctures of thorax and in the less impressed and more finely punctured elytral striae and the more distinctly punctate head. A member of the Austroriparian fauna.

2239 (10,462). *CILETOCNEMA OPULENTA* Horn, Trans. Amer. Ent. Soc., XVI, 1889, 264.

Oval, moderately convex. Brassy-bronze, not alutaceous; antennæ reddish-yellow at base, gradually darker to tips; femora bronzed, tibiæ and tarsi reddish-yellow. Head finely wrinkled, not punctured. Thorax nearly twice as wide as long, sides regularly curved, basal marginal line deep, entire; surface coarsely, deeply and closely punctate. Elytra slightly wider at base than thorax, striae feebly impressed, punctures very coarse, deep and closely placed; intervals feebly convex, finely but distinctly punctulate. Length 2–2.5 mm.

Starke and Wayne counties; scarce. May 19–May 26. Swept from the foliage of mint in low, moist places. Known heretofore only from California, Nevada and New Mexico.

2240 (7050). *CILETOCNEMA PARCEPUNCTATA* Crotch, Proc. Phil. Acad. Nat. Sci., 1873, 74.

Oval, robust. Picceous-bronzed, shining; tibiæ, tarsi and base of antennæ paler. Thorax twice as wide as long, sides curved; disk finely alutaceous, sparsely and rather finely punctate. Elytra one-fourth wider at base than thorax, striae feebly impressed, the rows of punctures large, round and rather close-set; intervals narrow, not punctate. Length 1.5 mm.

Marion County; rare. June 12. Swept from low-ground herbage. Known from Massachusetts, Pennsylvania, Ohio and southward.

2241 (7053). *CHÆTOCNEMA PULCARIA* Melsh., Proc. Phil. Acad. Nat. Sci., III, 1847, 167.




Fig. 534. ♀. 14. (After Chittenden in Bull. 33 N. Ser., U. S. Div. Ent.)

Oval, slightly oblong, convex. Black, shining with faint greenish or bluish-bronzed lustre; antennæ with three or four basal joints reddish-yellow, the remainder piceous; femora piceous, tibiæ and tarsi brownish-yellow. Head and thorax alutaceous, the latter one-half wider at base than long, distinctly narrowed in front, basal marginal line punctured to near middle; surface very finely, sparsely and shallowly punctured. Elytra a little wider at base than thorax, umbone smooth, distinct, punctures rather coarse and closely placed; intervals slightly convex, each with a row of minute punctures. Length 1.5–1.8 mm. (Fig. 534.)

Southern half of State, frequent; Starke County only in the north. March 25–July 1. Taken by sifting in early spring. Said to be sometimes injurious to corn and millet.

2242 (7055). *CHÆTOCNEMA CONFINIS* Crotch, Proc. Phil. Acad. Nat. Sci., 1873, 74.

Broadly oval, robust. Piceous, slightly bronzed; antennæ and legs reddish-yellow; hind femora piceous. Head finely alutaceous, not punctured. Thorax twice as wide as long, distinctly narrowed in front; disk alutaceous, rather coarsely and regularly but not closely punctured. Elytra scarcely wider at base than thorax, the striae more deeply impressed on sides, punctures rather coarse, close and deep; intervals slightly convex, minutely punctate. Length 1.5–1.8 mm. (Fig. 535.)

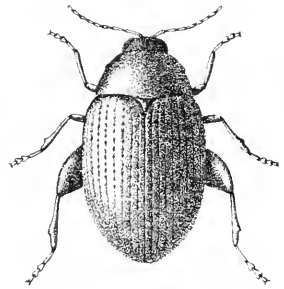


Fig. 535. ♀. 17½. (After Forbes.)

Throughout the State; common. April 18–October 27. Probably hibernates. Occurs in gardens and often damages young sweet potatoes by eating channels along the veins of the leaves. The leaves (not the roots) should be dipped in a strong solution of arsenate of lead before being set out.

LXVI. *CREPIDODERA* Chev. 1834. (Gr., “a half boot + neck.”)

Small oval or oblong-oval brownish, greenish or blackish-bronzed species, having the front more or less triangular, inserted in thorax to the eyes; antennæ half as long as body, second joint half as long as first, 3 to 10 subequal, a little longer than second and gradually slightly broader to eleventh, which is longer and acute at tip; thorax broader than long, the ante-basal impression limited at each end



by a longitudinal one; first ventral segment as long as the next three; hind tibiae obliquely truncate and with a small spur. Six of the seven species recognized by Horn have been taken in the State.

## KEY TO INDIANA SPECIES OF CREPIDODERA.

- a.* Form oblong-oval or elongate.  
*b.* Head and thorax yellow, elytra blue; thorax and prosternum smooth. 2243. RUFIPES.  
*bb.* Head and thorax of same color as elytra; thorax distinctly and rather coarsely punctured.  
*c.* Elytra uniform in coloration; prosternum smooth or very sparingly punctate.  
*d.* Form narrow, elongate; reddish-yellow with greenish surface lustre. 2244. LONGULA.  
*dd.* Form more oval; surface metallic blue, bronzed or green; thorax with fine and coarse punctures mixed. 2245. DELIXINES.  
*cc.* Elytra more or less dull yellow on apical third; prosternum densely punctate. 2246. MODEERI.  
*aa.* Form broadly oval or ovate.  
*e.* Reddish-yellow, without metallic lustre; thorax not distinctly punctured; abdomen piceous. 2247. ATRIVENTRIS.  
*cc.* Piceous black, shining; thorax coarsely and rather closely punctate; elytra each with a small elevation at middle of base. 2248. NITENS.

2243 (6979). *CREPIDODERA RUFIPES* Linn., Syst. Nat., X, 1765, 373.

Oblong-oval, nearly parallel. Head, thorax and legs dull reddish-yellow; elytra dark blue, shining; metasternum and abdomen piceous. Thorax nearly twice as wide as long, sides straight and parallel behind the middle, rounded to apex in front; disk convex, smooth. Elytra a little wider at base than thorax, umbone rather prominent and smooth; each with a long scutellar row and nine discal rows of coarse, closely placed punctures; intervals narrower than the striae, slightly convex. Length 2.5-3 mm. (Fig. 536.)

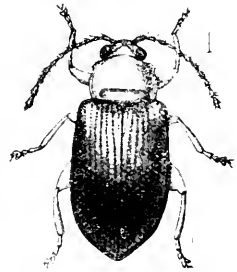


Fig. 536.  $\times 10$ .  
 (After Howard in Insect Life, V.)

Southern half of State; frequent. April 24-June 6. Taken by sweeping roadside herbage. Introduced from Europe. Occurs on black locust, *Robinia*, and sometimes injurious to peach and apple foliage.

2244 (10.428). *CREPIDODERA LONGULA* Horn, Trans. Amer. Ent. Soc., XVI, 1889, 240.

Elongate-oval, nearly parallel. Pale reddish-yellow, surface with a distinct greenish lustre; suture narrowly piceous, more broadly so near base. Thorax nearly twice as wide as long, very little narrowed in front, sides feebly curved; disk convex, with rather coarse, irregular and unequal punctures.

tures. Elytra very little wider than thorax, umbone not prominent, disk with scutellar and nine discal striae of coarse, rather closely set punctures; intervals flat, each with a single row of fine punctures. Length 2.5 mm.

Jackson, Spencer and Dubois counties; rare. May 13–May 24. Occurs on willow.

2245 (6980). CREPIDODERA HELIXES Linn., Syst. Nat., X, 1765, 373.

Oblong-oval, moderately convex. Metallic bronzed, blue or green; antennae and legs reddish-yellow, hind femora often darker; under surface piceous. Thorax more than half wider than long, not narrowed in front, sides very feebly curved; ante-basal impression deep and at each end suddenly bent towards base, surface coarsely and unequally punctate. Elytra distinctly wider at base than thorax, umbone rather prominent, punctures rather coarse, becoming finer towards apex; intervals very minutely punctate. Length 2.5–3.3 mm.

Throughout the State; common. April 16–July 14. Occurs especially on the foliage of elm, thorn, willow and poplar, and sometimes attacks that of apple and pear. A handsome little species exceedingly variable in hue.

2246 (6982). CREPIDODERA MODEERI Linn., Faun. Suec., 1761, 167.

Oblong-oval, rather robust, narrowed in front. Piceous with a shining bronzed lustre; apical third of elytra indistinctly dull yellow; antennae brownish or piceous, the four basal joints pale; legs brown, the front and middle pairs paler. Thorax one-half wider than long, sides nearly parallel behind the middle; disk convex, the ante-basal impression more shallow than in *helixes*, the impressions at each of its ends deeper, surface coarsely and rather sparsely punctate. Elytra distinctly wider at base than thorax, umbone prominent, punctures coarse and close-set on base, finer and more distant towards apex. Length 2–2.5 mm.

Lake and Koscusko counties; scarce. May 30–June 29. Occurs on the arrow alum and other semiaquatic plants about the margins of lakes. A member of the Transition life zone. Our form is var. *mancula* Lee.

2247 (6981). CREPIDODERA ATRIVENTRIS Melsh., Proc. Phil. Acad. Nat. Sci., III, 1847, 165.

Short, broadly ovate, convex. Dull reddish-yellow; antennae and legs paler. Thorax twice as wide as long, sides feebly curved, obliquely truncate near front angles and with a slight angulation one-third from apex; disk convex, not punctured. Elytra wider at base than thorax, umbone distinct; punctures coarse, rather closely placed on base, finer toward apex. Length 1.5–1.8 mm.

Throughout the State; common. March 20–September 5. Occurs on leaves of May-apple and beneath rubbish in moist, grassy places. Our smallest species.

2248 (10,129). CREPIDODERA XYLENS Horn, Trans. Amer. Ent. Soc., XVI, 1889, 243.

Ovate, robust. Black, shining; antennae pale reddish-yellow; femora piceous, tibiae brown, tarsi paler. Thorax twice as wide as long, distinctly narrowed in front, obliquely truncate near front angles; disk convex, antebasal impression feeble, surface rather coarsely, deeply and closely punctured. Elytra scarcely wider at base than thorax, umbone rather feeble; disk convex with a vague transverse depression one-third from base and along the suture, causing an apparent feeble elevation on each elytron; punctures small, not closely placed; intervals flat, wider than the striae, smooth and shining. Length 2 mm.

Marion, Dubois and Perry counties; rare. April 12–June 12. Taken by sweeping roadside herbage. Resembles the black species of *Epitrix* but devoid of hairs.

LXVII. ORTHALTICA Crotch. 1873. (Gr., "straight + jump.")

Small, elongate, parallel, brownish or piceous beetles, having the antennae nearly as long as body, male, shorter in female, the second joint half as long as first; the others dissimilar in the sexes. Thorax broader than long, scarcely wider at base, apex truncate, sides and base curved, disk with a rather deep antebasal impressed line, not limited at the ends, which gradually approach the base; first ventral segment as long as the next three; hind tibiae with a short spur. Two species are known, both of which occur in the State.

KEY TO SPECIES OF ORTHALTICA.

- a.* Antennae stout in both sexes; elytral rows of punctures confused on each side of scutellum; antebasal impression of thorax rather deep but not sharply impressed; front punctate. 2249. COPALINA.
- aa.* Antennae slender; elytral punctures not confused near scutellum; antebasal impression deep, sharply defined; front smooth. 2250. MELINA.

2249 (6993). ORTHALTICA COPALINA Fabr., Syst. Eleut., I, 1801, 466.

Elongate-parallel, subconvex. Brownish or piceous, shining; when piceous the head and thorax paler; antennae and legs reddish-yellow. Antennae of male with third and fourth joints equal, a little longer than second, fifth longer than either fourth or sixth, 6 to 10 gradually shorter and stouter.

11th one-half longer than 10th and acuminate at apex; in female joints 4 to 10 are equal, shorter than third and slender. Thorax one-half wider than long, base scarcely broader than apex, margins finely serrate; surface rather sparsely but deeply and coarsely punctate. Elytra distinctly wider than thorax, umbone prominent; disk with nine rows of coarse, closely placed punctures, those of the inner rows confused at base; intervals slightly convex. Length 2.3 mm.

Throughout the State; frequent on sunac and Hercules' club. May 20—July 7.

2250 (10,431). ORPHALICA MELINA Horn, Trans. Amer. Ent. Soc., XVI, 1889, 249.

Elongate, parallel. Pale reddish-yellow, shining. Thorax one-half wider than long, widest in front of middle, sides curved, slightly oblique in front of base, margins entire; disk convex, rather coarsely, sparsely and irregularly punctate. Elytra wider at base than thorax, umbone distinct; disk with feebly impressed rows of rather distant moderate punctures; intervals flat, smooth. Length 1.5–2 mm.

Floyd County; scarce. June 28. Known heretofore only from Kansas and Texas.

#### LXVIII. EPITRIX FOND. 1859. (Gr., "upon = hair.")

Very small convex species, differing from *Crepidodera* in the upper surface bearing short, semierect hairs, sparsely placed over the thorax and arranged in a single row on each interval of the elytra. The head has an oblique ridge each side, extending from the end of the frontal carina to the eye and limited above by an impressed line, the two forming together a broad V. The front angles of the thorax are obliquely truncate with a small tooth behind the truncation. Five species are known from the State, while another may occur.

#### KEY TO INDIANA SPECIES OF EPITRIX.

a. Upper surface picous.

b. Thorax very densely and coarsely punctate; antebasal impression very feeble. 2251. FUSCULA.

bb. Thorax not densely punctate, the punctures well separated.

c. Antebasal impression well marked.

d. Elytral striae rather deep, the punctures coarse, close and quadrate; punctures of thorax close, though separated. LOBATA.

dd. Elytral striae, especially those nearest the suture, very feeble, the punctures round, not crowded. 2252. CUCUMERIS.

cc. Antebasal impression very feeble; species smaller, not over 1.5 mm. 2253. BREVIS.

*aa.* Upper surface reddish-brown; legs always pale.

*c.* Thorax rather closely punctate, the antebasal impression scarcely visible. 2251. *PARVULA.*

*cc.* Thorax sparsely punctate, the antebasal impression distinct. 2255. *HOMERALIS.*

2251 (6989). *EPITRIX FUSCULA* Crotch, Proc. Phil. Acad. Nat. Sci., 1873, 72.

Ovate, rather robust, convex. Piceous, feebly shining; antennae reddish-yellow, often darker towards apex; femora all piceous, tibiae and tarsi dull reddish-yellow. Thorax twice as wide as long, slightly narrowed in front; antebasal impression narrow, sinuate, often almost obsolete; surface coarsely, densely and deeply punctured. Elytra scarcely wider at base than thorax, umbone rather prominent, punctures on middle round, not crowded, those on sides deep, more closely placed; intervals as wide as or wider than striae, each with a single row of minute setae bearing punctures. Length 2 mm. (Fig. 537.)



Fig. 537. 14. (After Chittenden in Bull. 33, N. Ser., U. S. Div. Ent.)

Throughout the State; common. March 20–November 20. Doubtless hibernates beneath dead leaves in fence corners along cultivated fields, as large numbers were taken by sifting on the dates above given. Noted especially on hazelnut, pokeweed and, in July, by hundreds on egg-plant, to which it was doing much damage.

*E. lobata* Crotch, length 1.5–2 mm., is a southern species which has been recorded from Cincinnati.

2252 (6987). *EPITRIX CUCUMERIS* Harris, Mass. Journ. Agr., 1851, 103.

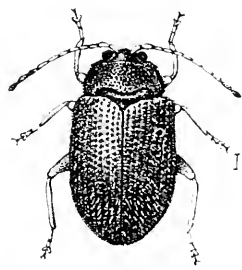


Fig. 538.  $\times 13$ . (After Chittenden in Bull. 19, N. Ser., U. S. Div. Ent.)

Ovate, slightly oblong. Piceous, shining; antennae and legs reddish-yellow, the hind femora only piceous. Thorax nearly twice as wide as long, slightly narrowed in front, antebasal impression deep and slightly curved toward the base, the longitudinal impressions at its ends well marked; surface much more finely and sparsely punctured than in *fuscula*. Elytra slightly wider at base than thorax, umbone rather prominent, striae feebly impressed, the punctures large and closely placed. Length 1.5–2 mm. (Fig. 538.)

Throughout the State; much less common than *fuscula*. April 19–October 1. Occurs on a variety of field and garden products. Said to injure potatoes by eating small round holes in their leaves. Remedies: Bordeaux mixture and Paris green.

2253 (6986). *EPITRIX BREVIS* Schwarz, Proc. Amer. Phil. Soc., 1878, 367.




Fig. 539. - 28. (After Forbes.)

Broadly ovate. Piceous, shining; antennæ and legs pale reddish-brown; hind femora piceous. Thorax twice as wide as long, slightly narrowed in front, sides distinctly curved; punctures moderate in size, close but not crowded; antebasal impression scarcely evident, the longitudinal ones not visible. Elytra a little wider at base than thorax; striae feebly impressed on disk, deeper on sides, the punctures of former rounded and distinct, those at sides more quadrate and closer. Length 1.5 mm. (Fig. 539.)

Throughout the State; scarce. April 22–September 25. Shorter and more convex than *cucumeris*, from

which it is easily separated by the lack of antebasal impression.

2251 (6991). *EPITRIX PARVULA* Fabr., Syst. Eleut., I, 1801, 468.

Oblong-oval, subconvex. Dull reddish-yellow; elytra often with a fuscous transverse cloud at middle; abdomen brown; antennæ and legs pale reddish-yellow, the four outer joints of former and hind femora of latter often darker. Thorax convex, shining, nearly twice as wide as long, not narrowed in front; antebasal impression evident but not deep; surface distinctly but rather finely and sparsely punctate. Elytra very little wider than thorax, umbone feeble, punctures rather coarse and not crowded on disk; finer and more close-set on sides, where the intervals are subconvex. Length 1.5–2 mm.

Southern half of State; frequent. April 18–November 22. Taken by sifting and sweeping.

2255 (—). *EPITRIX HUMERALIS* Dury, Journ. Cin. Soc. Nat. Hist., XX, 1906, 253.

Ovate, rather robust. Head, thorax and legs reddish-brown; elytra darker brown, the umbones paler. Thorax fully twice as wide as long, sides broadly rounded, surface finely and sparsely punctate; antebasal impression well marked. Elytral striae feebly impressed, the punctures large, round, deep and closely placed. Length 2.5 mm.

Wayne, Marion, Putnam, Dubois, Posey and Perry counties; scarce. April 22–September 5. Taken by sweeping herbage. Described from Cincinnati, Indiana and Kansas.

## LXIX. MANTURA Stephens. 1831. (A mythological name.)

To this genus belongs a single small, elongate-oval, brownish species, having the antennæ slender, half as long as body, the outer five joints abruptly broader; thorax with a deep longitudinal basal impression each side opposite the middle of each elytron and extending nearly half way to apex; first ventral segment nearly as long as all the others; tibiæ each with a small terminal spur; claws simple.

2256 (7032). MANTURA FLORIDANA Crotch, Proc. Phil. Acad. Nat. Sci., 1873, 73.

Elongate-oval, moderately convex. Brownish, with a bronzed lustre; elytra indefinitely paler on apical third; antennæ brownish, the basal joints paler; legs reddish-yellow, the hind femora darker. Thorax nearly twice as wide as long, widest at base, gradually narrowed in front; surface coarsely, deeply and rather closely punctate, more sparsely between the basal depressions. Elytra scarcely wider at base than thorax, umbone not prominent, disk with ten rows of rather fine, deep punctures; intervals broader than striae, smooth. Length 2 mm.

Steuben, Marion, Putnam, Orange and Posey counties; scarce. April 22–July 14. Taken by sifting and sweeping.

## LXX. SYSTEMA Chev. 1834. (Gr., "compressed.")

Small elongate, usually subdepressed species, having the antennæ slender, half as long as body, slightly thicker toward the tip, the fourth joint longer than the third or fifth. Thorax broader than long, very little narrowed in front, margins very narrow, hind angles acute, disk but vaguely impressed in front of base; front coxæ narrowly separated, the cavities closed behind; hind tibiæ grooved on the outer edge and carinate, terminated by a single spur; claws appendiculate. Five species have been taken in the State.




Fig. 540. *Systema tornata* Say, dark variety. (After Chittenden in Bull. 43, U. S. Div. Ent.)

## KEY TO INDIANA SPECIES OF SYSTEMA.

- a. Elytra wholly piceous or dark brown, slightly bronzed.
  - b. Head entirely black. 2257. HUDSONIAS.
  - bb. Head dull reddish-yellow. 2258. FRONTALIS.
- aa. Elytra dull yellow or with yellowish stripes.
  - c. Elytra piceous, with a yellow stripe reaching nearly to apex; genæ (checks) very coarsely punctate. 2259. ELONGATA.
  - cc. Elytra pale, dull yellow, sometimes with a paler median stripe; genæ smooth.

*d.* Surface shining, the punctuation never very coarse; elytra each with a paler median stripe. 2260. TENIATA.

*dd.* Surface subopaque, the punctuation coarse, close and deep; elytra without a paler median stripe. 2261. MARGINALIS.

2257 (6995). *SYSTEMA HUDSONIAS* Forst., Nov. Sp. Ins., 1771, 26.




Fig. 541. - 10. (After Forbes.)

Elongate, subdepressed. Piceous black, shining; antennæ with joints 3, 4 and 5 dull yellow, the others more or less piceous; legs black. Thorax about one-third wider than long, sides feebly curved, front angles obliquely truncate; surface finely alutaceous, indistinctly punctate, minutely wrinkled. Elytra wider at base than thorax; disk coarsely and closely punctate, somewhat rugose. Length 4-4.5 mm. (Fig. 541.)

Throughout the State; frequent in the southern, scarce in the northern counties. May 21-August 20. Occurs on the greater ragweed,

*Ambrosia trifida* L.; also on elder and other weeds.

\*2258 (6996). *SYSTEMA FRONTALIS* Fabr., Syst. Eleut., I, 1801, 300.

Resembles *hudsonius* very closely. Usually a little broader and less shining, the head reddish or reddish-yellow; antennæ and legs mostly pale. Thorax more distinctly and elytra less coarsely punctate. Males in both species with the last ventral segment notched each side, the middle lobe with a deeply impressed triangular median line. Length 3.5-4.5 mm. (Fig. 542.)

Throughout the State; less common than *hudsonias*. Hibernates beneath bark of soft maple and mullein leaves. February 14-September 22. Occurs most frequently on smartweed (*Polygonum*), the greater ragweed and pigweed (*Chenopodium*).




Fig. 542. - 10. (After Forbes.)



2259 (7000). *SYSTEMA ELONGATA* Fabr., Ent. Syst., Suppl., 1798, 99.

Elongate-oval, moderately convex. Piceous with a slight bronzed lustre; elytra each with a yellow stripe on middle reaching nearly to apex; antennae brownish; legs reddish, hind femora piceous. Head coarsely and closely punctate. Thorax one-fourth wider than long, sides feebly curved; disk convex, coarsely and closely punctate. Elytra distinctly wider at base and more finely and sparsely punctate than thorax. Length 3.4 mm.

Posey County; rare. April 12. Beaten from wild grape.

2260 (7003). *SYSTEMA TENIATA* Say, Long's Sec. Exped., 1821, 291; *ibid.* 1, 195.

Elongate-oval. Color variable, usually reddish or brownish-yellow, shining; elytra each always with a paler median stripe; under surface and narrow margins of thorax usually piceous; antennae and legs reddish-brown. Thorax one-fourth wider than long, sides feebly rounded, surface finely and sparsely punctured. Elytra distinctly wider than thorax, finely, shallowly and rather densely punctate. Length 3.15 mm. (Fig. 543.)

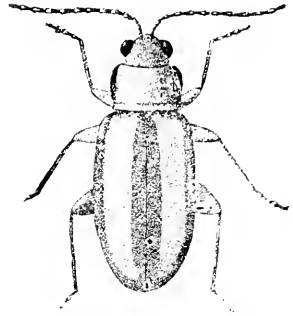


Fig. 543. ♀ (After Leide.)

Throughout the State; frequent. May 16–July 25. Occurs on ragweed, horseweed, flowers of *Cornel*, etc. The form above described is var. *blanda* Melsh., the only variety so far noted in the State. A variety with median pale stripe of elytra much narrower is also known. (Fig. 540.)

2261 (7002). *SYSTEMA MARGINATA* Ill., Mag. für Insect., VI, 1807, 150.

Elongate-oval, subdepressed. Pale dull yellow, scarcely shining; sides of thorax and elytra very narrowly piceous; antennae with the terminal halves of the outer joints piceous. Head alutaceous, sparsely and regularly punctate. Thorax one-third wider than long, not broader at base than apex, sides regularly curved; disk coarsely, not closely punctured. Elytra distinctly wider at base than thorax, rather densely and coarsely punctate. Length 3.5–4 mm.

Lake and Marshall counties; scarce. July 11–August 21. Occurs on oak.

## LXXI. *DIBOLIA* Chev., 1834. (Gr., "two-spine.")

Small oval or oblong species having the head rounded, retracted within the apex of thorax; front carinate with distinct tubercles; antennae at least half as long as body, the outer joints a little stouter; thorax broader than long, much narrowed in front; elytra oval, not wider than base of thorax, with regular rows of punctures; hind femora strongly dilated, tibiae slender, broader and

denticulate at tip, terminated by a rather long and broad spur which is deeply emarginate at tip; first joint of tarsi one-third the length of tibia; claws appendiculate.

2262 (7057). *DIBOLIA BOREALIS* Chev., Guer. Icon. Regne Anim., 1845, 307.

Oval, slightly oblong, convex. Piceous bronzed, usually cupreous or bluish; antennæ and legs reddish-yellow, hind femora piceous, bronzed. Thorax twice as wide at base as long, apex but little wider than the length, sides curved; disk closely punctate with fine and coarse punctures intermingled. Sides of elytra continuous with those of thorax, umbone prominent; disk with rows of rather fine, close-set punctures, the third and sixth rows often in part confused; intervals broad and flat, the second, fourth and sixth with coarser punctures than the others. Length 3 mm.

Throughout the State; frequent. April 15–June 2. Occurs on plantain (*Plantago major* L.) in the leaves of which the larvæ breed.

#### LXXII. PSYLLIODES Latr. 1825. (Gr., "flea + like.")

Head oval, deeply inserted; front nearly vertical without carina or distinct tubercles; antennæ 10-jointed, separated at base, joints 2, 3 and 4 nearly equal, 5 to 9 gradually slightly shorter, tenth longer, acute at tip. Thorax broader than long, narrowed in front, base broadly curved and with a distinct marginal line; hind femora much thickened, sulcate beneath for the tibia; hind tibia broader toward the apex, ending in a short spur, the tip prolonged beyond the union of the tarsi and with a border of short hairs; hind tarsi slender, first joint more than half the length of tibia; claws simple. Two of the four known species have been taken in the State.

#### KEY TO INDIANA SPECIES OF PSYLLIODES.

- a.* Elytral striae feebly impressed, the punctures closely placed; last ventral segment of male distinctly impressed. 2263. PUNCTULATA.  
*aa.* Elytral striae not impressed, the punctures well separated; last ventral of male convex, not impressed. 2264. CONVEXIOR.

2263 (7058). *PSYLLIODES PUNCTULATA* Melsh., Proc. Phil. Acad. Nat. Sci., III, 1847, 166.

Elongate-oval, little narrower in front, convex. Piceous or dark bronzed, shining; antennæ with three basal joints pale, the remainder brownish; front and middle femora piceous, the hind ones bronzed; tibia reddish-yellow, darker at middle. Thorax one-half wider at base than long, obliquely truncate at front angles; disk alutaceous, rather coarsely but not densely punctate. Elytra not wider at base than thorax, punctures rather coarse; intervals slightly convex, each with a single row of fine punctures. Length 2.3–2.7 mm.

Lake, Starke and Posey counties; scarce. June 2–July 21. Said to occur on rhubarb and garden weeds.

2264 (7059). *PSYLLIODES CONVEXIOR* Lec., Pac. R. R. Rep., 1857, 69.

Oblong-oval, moderately convex. Piceous, shining and distinctly bronzed; antennae piceous, three basal joints paler; legs as in *punctulata*. Thorax nearly twice as wide at base as long, surface finely punctate at middle, a little more coarsely at sides. Elytra not wider at base than thorax; punctures rather coarse, well separated, becoming gradually finer toward apex; intervals flat, the inner three with numerous fine punctures, the outer ones each with but a single row. Length 2-2.5 mm. (Fig. 544.)

Northern half of State; frequent. Not taken south of Marion County. April 25-October 23. Occurs on grasses and sedges in low, moist meadows.

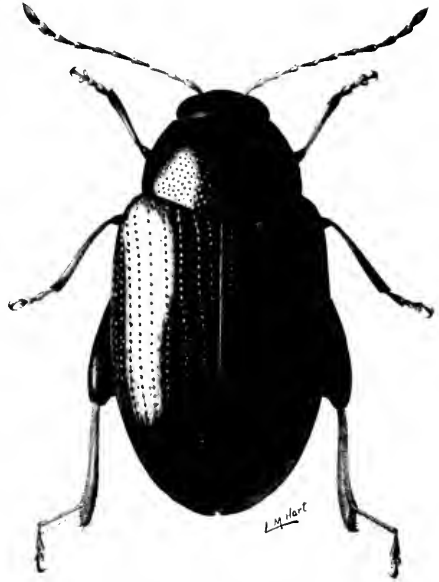


Fig. 544.  $\times 22$ . (After Forbes.)

#### Tribe XI. HISPINI.

Small or medium-sized wedge-shaped (elongate in genus *Stenispis*) species having the elytra often broadly and squarely truncate behind, with rows of deep punctures, and sometimes raised lines or costa. The front of head is prominent, the mouth being confined to the under surface, and the head is never covered by the thorax, which is emarginate or truncate in front. The antennae are short, straight, compact and close together at base. The larvae are mostly leaf-miners, feeding between the upper and lower surfaces of leaves, and have the head much narrower than the body and the first three segments wider than those behind. Those that feed on the surface of leaves cover themselves with a shelter or protection of their own excrement. The following paper deals particularly with the genera comprising the tribe.

*Horn*.—"Miscellaneous Notes and Short Studies of North American Coleoptera," in *Trans. Amer. Entom. Soc.*, X, 1883, 290-303.

Five of the six genera recognized by Horn are probably represented in the State.

## KEY TO INDIANA GENERA OF HISPINI.

- a.* Antennæ 8- or 9-jointed.  
*b.* Antennæ filiform or fusiform, the last four joints being united into an oblong mass; elytra oval, convex, not or feebly costate. LXXIII. MICRORRHOPALA.  
*bb.* Antennæ clavate, the last two joints forming an elongate-oval club; elytra with short, oblique folds, the intervals punctured. LXXIV. OCTOTOMA.  
*aa.* Antennæ with 11 distinct joints.  
*c.* Elytra costate, the striae coarsely punctate.  
*d.* Middle tibiæ straight. LXXV. CHALEPUS.  
*dd.* Middle tibiæ strongly curved. CHARISTENA.  
*cc.* Elytra not costate, striae finely punctate; body elongate. LXXVI. STENISPA.

## LXXIII. MICRORRHOPALA Chev. 1834. (Gr., "little + club.")

In addition to characters given in key this genus has the thorax usually broader than long and wider at base; legs short, tibiæ straight; third tarsal joint deeply bilobed. Six of the 12 species recognized by Horn should occur in the State.

## KEY TO INDIANA SPECIES OF MICRORRHOPALA.

- a.* Elytra with only eight rows of punctures; last joint of tarsi very little or not longer than the lobes of the third joint.  
*b.* Joints 2 to 6 of antennæ nearly smooth and without hairs; elytra black, with the second costa and a narrow line at side red. 2265. VITTATA.  
*bb.* Joints 2 to 6 of antennæ roughly sculptured and somewhat hairy.  
*c.* Body above bicolored, black, with the sides of thorax and elytral stripe reddish-yellow. 2266. XERENE.  
*cc.* Body above entirely dark blue or slightly greenish.  
*d.* Punctures of the outer rows on elytra much larger and of more irregular size than the inner. 2267. EXCAVATA.  
*dd.* Punctures of all the rows equal and distinct. CYANEA.  
*aa.* Elytra with at least ten rows of punctures on the apical half.  
*c.* Black; interval between the third and fourth costæ with four rows of punctures near apex; form slender, parallel. PORCATA.  
*cc.* Reddish-yellow; elytra with small black spots and with ten entire rows of punctures; last joint of tarsi nearly twice as long as the lobes of the third. MELSHEIMERI.

2265 (7060). MICRORRHOPALA VITTATA Fabr., Ent. Syst. Suppl., 1798, 117.

Oblong-oval, subdepressed. Black or bluish-black, feebly bronzed; head, thorax, second costa and narrow marginal line of elytra, and often the base of femora, red. Thorax twice as wide as long, sparsely, coarsely and rather shallowly punctured. Elytra with eight rows of oblong punctures arranged in pairs; alternate intervals broader and a little more convex. Length 5-6.5 mm.

Lake County; rare. May 20.

2266 (7062). *MICRORHOPALA XERENE* Newm., Entom. Mag., V, 1838, 390.

Oblong-oval, subdepressed. Black, sometimes feebly bronzed; thorax with a narrow reddish stripe on sides which continues along the second costa of elytra to near apex; tip of first costa also reddish. Front of head coarsely punctured or with lengthwise grooves. Thorax one-half wider at base than long, much narrowed at apex; surface coarsely, densely and deeply punctured. Elytra with eight rows of coarse, deeply impressed punctures; intervals slightly alternating, the second or red one much the widest. Length 4.55 mm.

Steuben County; rare. June 15–June 16. Taken by sweeping herbage in a tamarack marsh. The larvæ of both this and *vittata* are said to mine the leaves of goldenrod (*Solidago*).

2267 (7067). *MICRORHOPALA EXCAVATA* Oliv., Ent., VI, 1808, 775.

Oblong-oval. Uniform bluish-black, moderately shining. Front sulcate. Thorax slightly broader than long, widest at base, coarsely and irregularly punctured. Elytra with eight rows of coarse, deep punctures, those of the two inner rows smaller and less deep; intervals often slightly elevated; margins of elytra with minute, distant teeth. Length 5 mm.

Lake County; rare. July 30.

*M. cyanea* Say, bluish-black, elytral intervals equal, length 6 mm., is known from New York and Missouri; *M. porcata* Mels., black without lustre, length 3 mm., is said to occur rarely from Pennsylvania to Illinois; *M. melshcimcri* Crotch, length 3 mm., "occurs in the Atlantic region and California."

#### LXXIV. *OCTOTOMA* Suffr. 1868. (Gr., "eight + joint.")

Small wedge-shaped species having the antennæ as long as head and thorax, 8-jointed, the last two joints forming an elongate oval club; elytra with short oblique folds or reticulated carinae, the intervals punctured; tarsal claws divergent.

2268 (7090). *OCTOTOMA Plicatula* Fabr., Syst. Eleut., II, 1801, 63.

Oblong, wider behind. Piceous black, feebly bronzed, opaque; front of thorax, scutellum and base of femora dull reddish-yellow; antennæ reddish-brown, club darker. Thorax one-half wider than long, front angles prominent, sides nearly straight, sinuate in front of middle; disk coarsely punctured and with a T-shaped elevation on the middle. Elytra oblong, each wider and obliquely truncate at apex; disk flattened and with numerous short, oblique, acutely elevated and reticulate carinae, the intervals or depressions sparsely and coarsely punctate; margins and apex serrulate. Length 4.5–5 mm. (Fig. 545.)



Fig. 545. "63." (After Chittenden in Bull. 38, N. Ser., U. S. Div. Ent.)

Southern half of State; scarce. May 11 October 18. Occurs on bush-clover (*Lespedeza*) and the trumpet creeper (*Tecoma radicans* Juss.)

## LXXV. CHALEPUS Thunb. 1805. (Gr., "difficult.")

The members of this genus resemble those of the preceding in form, but differ by having all the joints of the antennæ distinct, the elytra with the alternate intervals usually costate and the middle tibiæ straight. Six species have been taken in the State, while another probably occurs. They were listed by Henshaw under *Odon-tola*.

## KEY TO INDIANA SPECIES OF CHALEPUS.

- a.* Elytra with ten rows of punctures.  
*b.* Elytra not costate; form narrow, parallel; thorax red, elytra blue. COLLARIS.  
*bb.* Elytra costate.  
*c.* Elytra with three entire costæ only.  
*d.* Elytra black, or at most with reddish humeri.  
*c.* Body beneath black; thorax red with discal dark space; humeri of elytra red. 2269. SCAPULARIS.  
*cc.* Body beneath red; thorax wholly red; elytra wholly black. 2270. BICOLOR.  
*dd.* Elytra mostly red.  
*f.* Elytra with a very narrow black sutural line, which does not reach apex. 2271. HORNII.  
*ff.* Elytra with a black sutural stripe which broadens gradually from base to apex. 2272. DORSALIS.  
*cc.* Elytra with three entire costæ, and a fourth represented at base and apex between the second and third; color reddish-yellow, with darker spaces on elytra; length 6-6.5 mm. 2273. RUBRA.  
*aa.* Elytra with eight rows of punctures; color reddish with dark markings; length 3.5-4 mm. 2274. NERVOSA.  
*C. collaris* Say, length 5.5-6 mm., is known from Colorado and Illinois.

2269 (7075). CHALEPUS SCAPULARIS Oliv., Ent., VI, 1808, 766.

Wedge-shaped, robust. Black, feebly shining; a broad stripe each side of thorax, humeral angles of elytra, and sometimes the base of femora, dull red. Thorax widest at base, sides subangulate at middle; disk depressed near base, coarsely and deeply punctured. Elytra each with three costæ, the second and third separated by four rows of punctures; apex serrulate. Length 5.5-7 mm.

Steuben, Starke, Marshall and Vigo counties; scarce. June 15-September 18. Occurs on the hog-peanut, *Falcata comosa* L.

2270 (7077). CHALEPUS BICOLOR Oliv., Encyc. Method., VII, 1792, 96.

Elongate, nearly parallel. Black, subopaque; thorax, scutellum, under surface, and often the base of femora, bright red. Vertex sulcate. Thorax very little wider at base, sides obtusely angulate; disk very coarsely, densely and deeply punctured. Elytra with sides and apex serrulate; disk punctured and costate as in *scapularis*, except that the four rows of punctures

between the second and third costae are merged into two at middle. Length 6 mm.

Dubois, Perry and Spencer counties; scarce. May 12–May 24. Taken by sweeping roadside herbage.

2271 (7078). *CHALEPUS HORNII* Smith, Entom. Americ., 1, 1885, 91.

Elongate, slightly wider behind. Bluish-black, shining; thorax and elytra scarlet red, the latter with a blackish sutural line reaching three-fourths to apex. Vertex sulcate. Thorax one-half broader than long, sides distinctly subangulate near middle; surface coarsely and densely punctate. Elytra each with three costae, the first and second indistinct behind the middle; the four rows of punctures between the second and third regular. Length 5–6.5 mm.

Lake and Marshall counties; scarce. May 21–August 1. Occurs on the hog-peanut, *Falcatia comosa* L.

2272 (7079). *CHALEPUS DORSALIS* Thunb., Götting., Gel. Anz., 1805, 282.

Wedge-shaped, rather broad. Color of *hornii* except that the black sutural stripe of elytra becomes gradually much broader and extends to apex. Vertex coarsely punctate. Thorax wider at base, sides regularly curved; disk coarsely and densely punctate, feebly depressed near base. Elytra costate and punctate as in *scapularis*, the margins and apex serrulate. Length 6–6.5 mm. (Fig. 546.)

Throughout the State, frequent; much more so in the southern counties. March 20–December 25. Occurs on the flowers of black locust (*Robinia*), in the leaves of which the larvae mine; also on pokeweed and clover. Hibernates beneath locust bark.

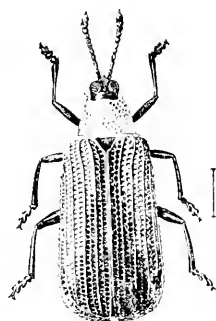


Fig. 546. (After Chittenden in Bull. 28, N. Ser., U. S. Div. Ent.)

2273 (7080). *CHALEPUS RUBRA* Weber, Obs. Ent., 1801, 60.

Broadly wedge-shaped, depressed. Rose red or reddish-yellow, the elytra with indistinct darker markings along the sides and on apical half; under surface pale red to piceous, legs yellow. Vertex punctured. Thorax much broader behind, sides nearly straight; disk coarsely and deeply punctured. Elytra much broader at apex, the margins flattened and serrate; disk with three entire costae, a shorter oblique one from umbone to second and another from apex of third for a short distance forward. Length 6–6.5 mm. (Fig. 547.)

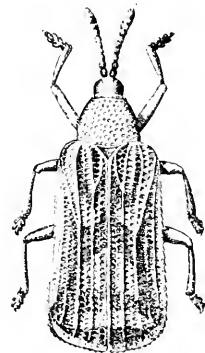


Fig. 547.  $\times 6$ . (After Chittenden in Bull. 38, N. Ser., U. S. Div. Ent.)

Throughout the State; frequent. May 6–July 21. Occurs on locust, oak, soft maple and linn.

2274 (7082). *CHALEPUS NERVOSA* Panz., Ed. Voel., IV, 1798, 92.

Elongate-oblong, nearly parallel. Color variable from nearly uniform rose red to nearly piceous, with a few indistinct reddish or yellowish spots; legs pale. Vertex with a median groove. Thorax one-third wider at base than apex, sides nearly straight, front angles often prominent and dentiform; disk coarsely and deeply punctured. Elytra each with three entire acute costae, the first broader, and but eight rows of punctures; margins and apex serrulate. Length 3.5-4 mm.

Throughout the State; common. March 8-June 28. Occurs on weeds and bushes of many kinds. Mating May 28.

*Charistena nigrita* Oliv., rather elongate, black, with faint bluish lustre, length 3.8 mm., is said to be widely distributed over the Atlantic region.

#### LXXVI. *STENISPA* Baly, 1858. (Gr., "narrow or straight.")

Elongate, subcylindrical, black or bluish-black species, having the antennae 11-jointed, the third joint cylindrical, nearly as long as the first two; 4 to 10 subequal, 11th longer and subacute at tip; front concave with a carina between the antennae; thorax quadrate; tarsi dilated, densely pubescent beneath, first joint triangular, third deeply bilobed; tarsal claws divaricate. One of the two species has been taken in the State, while the other may occur.

#### KEY TO SPECIES OF *STENISPA*.

- a.* Black with a slight bronze tinge. 2275. *METALLICA*.  
*aa.* Black with a bluish tinge; thorax red. *COLLARIS*.

2275 (7093). *STENISPA METALLICA* Fabr., Syst. Eleut., II, 1801, 66.

Elongate, subcylindrical. Uniform black, shining, with a slight bronzed tinge. Thorax a little longer than wide, sides nearly straight, feebly curved near front angles; surface very sparsely and finely punctate. Elytra slightly wider than thorax, each with ten entire rows and a scutellar row of rather fine punctures. Length 5-6 mm.

Throughout the State; frequent. April 29-July 28. Occurs on grasses and sedges in moist meadows.

*S. collaris* Baly, length 6.5-7 mm., was described from Oklahoma.

#### Tribe XII. CASSIDINI.

Small or medium-sized, oval or circular, usually subdepressed beetles, having the margins of the thorax and elytra expanded and flattened, beneath which the head and legs are retractile so as to be almost wholly concealed in repose. On account of their form they are often called "tortoise" or "turtle-beetles," and are for the most part very prettily colored, sometimes being bright golden in hue



during life, but rapidly fading after being kept in the cabinet a short time.

The larvæ are oval, flattened, prickly grubs, feeding upon the surface of leaves, often in company with the adults. They occur mostly upon the morning-glory, wild sweet potato and other members of the *Convolvulus* family, and sometimes do much damage to the foliage of the cultivated plants. From the rear end of the body they often extrude a long forked process which is bent forward over the back and to which they attach pieces of their cast-off skins and excrement, thus forming a sort of parasol to protect themselves from birds and other natural enemies. Of the six genera recognized from the United States, four are represented in Indiana.

## KEY TO INDIANA GENERA OF CASSIDINI.

*a.* Thorax rounded in front, head concealed.

*b.* Thorax with the extreme margin thickened; form oval, convex; larger, 9-11 mm. LXXVII. *PHYSONOTA*.

*bb.* Thorax with simple flattened margins; smaller, not over 7 mm.

*c.* Antennæ short, not reaching beyond the base of thorax.

LXXVIII. *CASSIDA*.

*cc.* Antennæ longer, extending beyond the base of thorax.

LXXIX. *COPTOCYCLA*.

*aa.* Thorax less rounded in front, bisinuate at base; head partially exposed; larger, 9-11 mm. LXXX. *CHELYMORPHA*.

LXXVII. *PHYSONOTA* Boh. 1854. (Gr., "swollen-back.")

One large oblong-oval, strongly convex species belongs here.

2276 (7096). *PHYSONOTA UNPUNCTATA* Say, Journ. Phil. Acad. Nat. Sci., III, 1824, 434; *ibid.* II, 206.

Oblong-oval, convex. Pale greenish-yellow; thorax with three black dots, the middle one oblong; apical half of antennæ, meso- and metasterna, and abdominal segments in part, black. Thorax smooth, the hind angles rounded. Elytra fine, sparsely and irregularly punctate. Length 9-11.5 mm. (Fig. 548.)

Lake and Vigo counties; scarce. June 5-August 14. Occurs on flowers of *Crotagus*, on the horse-mint (*Monarda*) and the rosin weed (*Silphium*), both larvæ and adults feeding on the latter.

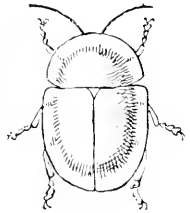


Fig. 548. - 2.  
(After Knobel.)

LXXVIII. *CASSIDA* Linn. 1735. (NL., "helmet.")

The members of this genus are known as "helmet-beetles," the word *Cassida* being a Latin term for helmet or shield. They are oval in outline and have the head wholly concealed, the antennæ

short, the body more convex than in the next genus. Five species probably occur in the State.

## KEY TO INDIANA SPECIES OF CASSIDA.

- a.* Elytra with black spots or stripes.  
*b.* Elytra each with three small, obscure black spots near the middle, two of these sometimes absent.  
*c.* Dull red; larger, 6-7.5 mm. 2277. NIGRIPES.  
*cc.* Dull yellow; smaller, not over 5.5 mm. 2278. ATRIPES.  
*bb.* Elytra dull yellow, each with sutural line and two stripes black; thorax reddish-yellow. 2279. BIVITTATA.  
*aa.* Elytra uniform green or greenish-yellow without spots or stripes.  
*d.* Under surface black; elytral punctures confused. THORACICA.  
*dd.* Under surface pale; elytra each with nine rows of very coarse punctures. 2280. PALIDULA.

2277 (7097). *CASSIDA NIGRIPES* Oliv., Encyc. Meth., V, 1790, 348.

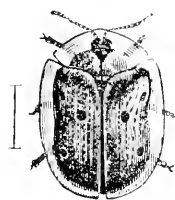


Fig. 549.

Broadly ovate. Dull red; elytra each with three obscure black dots near the middle; under surface and legs black, shining; base of antennæ, tibiæ in part and tarsi reddish. Thorax twice wider than long, broadly rounded in front, smooth. Elytra with edges thickened and reflexed, base deeply emarginate, the humeral angles prominent; each with nearly regular rows of fine, scarcely impressed punctures. Length 6-7.5 mm. (Fig. 549.)

Throughout the State; scarce. April 26-September 28. Occurs on wild morning-glory and sweet potato vines.

2278 (7097a). *CASSIDA ATRIPES* Lec., Col. of Kan., 1859, 28.

Smaller and less broadly oval than *nigripes*. Color (after death) dull yellow, the elytra each with a small, round black spot near middle of disk and usually two oblong ones on sides. Thorax shorter and proportionally wider than in *nigripes*, the hind angles much less rounded than there. Elytra as in *nigripes* except that the sides on basal half are less abruptly declivous or sloping; intervals finely alutaceous. Length 5-5.5 mm.

Taken in small numbers by Wolecott near Pine and Millers, Lake County, May 21-May 30. Described from Long's Peak. Listed as a variety of *nigripes*, but in my opinion distinct.

\*2279 (7098). *CASSIDA BIVITTATA* Say, Journ. Phil. Acad. Nat. Sci., V, 1826, 295; *ibid.* 11, 341.

Oval, convex. Thorax yellowish, with a large triangular brownish-red space at base; elytra dull yellow, with the suture and two stripes on each, connected at apex, black or dark brown; under surface and legs piceous. Thorax coarsely, sparsely and shallowly punctate. Elytra with regular rows of rather coarse, deep punctures, those of the submarginal row larger and black. Length 4.5-6 mm. (Fig. 550.)

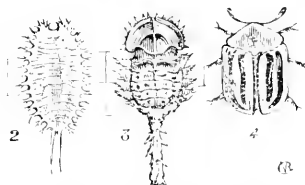


Fig. 550. 2, Larva; 3, pupa; 4, beetle. (After Riley.)

Throughout the State; common. February 8-December 22. Hibernates beneath mullein leaves and rubbish. Occurs on sweet potatoes and wild members of the *Convolvulus* family, often doing much injury to the former. The leaves only of young plants should be dipped in a strong solution of arsenate of lead.

*C. thoracica* Ill., length 7 mm., is known from Illinois.

\*2280 (7100). *CASSIDA PALIDULA* Boh., Mon. Cass., II, 1858, 457.

Oblong-ovate, sides nearly parallel. Uniform dull green or greenish-yellow; antennæ with last three joints piceous. Thorax twice as wide as long, the angles all broadly rounded; margin very broad, flat and translucent. Elytra with humeral angles prominent, margins broadly flattened, punctures very coarse and close-set; intervals narrow. Length 5-5.5 mm.

Vigo and Perry counties; scarce. February 11-December 29. Riley records it as attacking egg-plant, the horse-nettle and other species of *Solanacea*.\*

#### LXXIX. COPTOCYCLA Chev. 1834. (Gr., "cut + circle.")

The members of this genus are known from those of *Cassida* by their longer antennæ and more depressed form, with broader and more flattened margins of thorax and elytra.

##### KEY TO INDIANA SPECIES OF COPTOCYCLA.

- a. Elytra without black spots or dark markings.
  - b. Elytra wholly golden yellow (dull reddish-yellow after death), not alutaceous. 2281. BICOLOR.
  - bb. Elytra brownish-red, very finely granulate or alutaceous. 2282. PURPURATA.
- aa. Elytra with black spots or marks, sometimes wholly black, except the margins.
  - c. Disk of elytra with numerous tubercles or elevations, the margins pale at middle and apex. 2283. CLAVATA.
  - cc. Disk of elytra without distinct tubercles, the margins pale from near humeral angles to apex.
    - d. Dark discal space of elytra broken by numerous yellow or pale spots. 2284. SIGNIFERA.
    - dd. Dark discal space without spots, black, shining. 2285. Plicata.

2281 (7102). *COPTOCYCLA BICOLOR* Fabr., Syst. Eleut., I, 1801, 369.

Broadly oval, subdepressed. Above brilliant brassy or greenish-golden in life; dull reddish-yellow after death; under surface and last four joints of antennæ black. Margins of thorax and elytra broadly expanded, very thin and translucent. Elytra each with a small, rounded, depressed space on disk, a large oblong one (often interrupted at middle) near margin, and with about ten rows of small, feebly impressed punctures. Length 5.5-6 mm. (Fig. 551.)

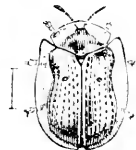


Fig. 551.

\*Amer. Nat., XVI, 1882, 679.

Throughout the State; frequent. May 21–October 23. Occurs on morning-glory, bittersweet and sweet potato vines; commonly known as the "gold-bug" and in life one of the most brilliant of our beetles. Of it Harris says: "When living it has the power of changing its hues, at one time appearing only of a dull yellow color, and at other times shining with the splendor of polished brass or gold, tinged sometimes also with the variable tints of pearl. The wing covers, the parts which exhibit a change of color, are lined beneath with an orange colored paint, which seems to be filled with little vessels; and these are probably the source of the changeable brilliancy of the insect."

2282 (7105). *COPTOCYCLA PURPURATA* Boh., Mon. Cassid., III, 1857, 300.

Broadly oval, more convex than *bicolor*. Above uniform dull red, the margins less expanded, translucent; under surface black; antennæ, tarsi and front tibiae pale. Elytra minutely granulate or alutaceous, each with a small impression on middle of disk; the rows of punctures fine, feebly impressed. Length 5–5.5 mm.

Martin County; rare. May 16. Ranges from Pennsylvania to Kansas.

2283 (7107). *COPTOCYCLA CLAVATA* Fabr., Syst. Eleut., I, 1801, 398.



Fig. 552.

Broadly oval. Base of thorax and disk of elytra brown; margins of elytra with pale spot near middle and another much smaller at apex; under surface pale yellow. Elytra with numerous conical elevations or tubercles, the largest on suture in front of middle. Length 7–7.5 mm. (Fig. 552.)

Lake, Wells, Putnam and Posey counties; scarce. March 20–September 17. Beaten from linden and oak foliage. A large and easily recognized species.

2284 (7104). *COPTOCYCLA SIGNIFERA* Herbst., Kafer, VIII, 1791, 313.

Broadly oval. Dull yellow; base of thorax usually with a large black spot, enclosing two pale ones; disk of elytra black with irregular yellow spots, margins pale except near humeral angles; under surface black, its sides yellow, except two joints of antennæ dusky. Margins of thorax and elytra as in *bicolor*. Elytra finely alutaceous, the discal depressions and rows of punctures more irregular than in *bicolor*; the punctures coarser. Length 5.5–6 mm. (Fig. 553.)

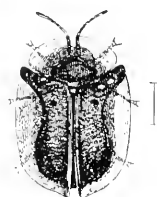


Fig. 553.  
(After Riley.)

Throughout the State; common. February 14–September 25. Occurs on foliage of thorn, buckeye and especially on that of members of the *Convolvulus* family. Hibernates beneath mullein leaves and rubbish. Listed as *C. guttata*.

2285 (—). *COPTOCYCLA Plicata* BOU., Monog. Cassid., III, 1857, 493.

Form of *bicolor*. Above black, shining, the margins of thorax and elytra, except humeral angles of latter, pale yellow. Under surface pale, the center of abdomen darker. Elytra each with a round, deep fovea on middle; punctures coarse and shallow. Tarsal claws pectinate at base. Length 6-7 mm.

Throughout the State; scarce. May 12-June 10. Swept from roadside herbage.

LXXX. *CHELYMORPHA* Chev., 1834. (Gr., "tortoise shape.")

This genus contains large convex species, with the margins of thorax and elytra comparatively narrow, the former bisinuate at base and emarginate in front so as to leave the head partly visible. The prosternum is grooved and prolonged behind the front coxae, the apex fitting into a notch in the mesosternum. One of the two recognized species occurs in the State.

2286 (7109). *CHELYMORPHA ARGUS* Herbst., Col., VIII, 1801, 278.

Oblong-oval, convex. Bright brick red; thorax with four black dots arranged in a transverse row, and often two others behind them; elytra each with six black dots and a common sutural one near the scutellum; under surface, legs and outer antennal joints black. Thorax and elytra alutaceous, the former finely and sparsely, the latter more coarsely and rather densely punctate, the punctures not in rows. Length 9.5-11.5 mm. (Fig. 554.)




Fig. 554. - 2.  
(After Forbes.)

Throughout the State; frequent. April 7-August 11. Occurs on milkweed and on wild potato (*Ipomoea pandurata* L.). It is well fitting that this large and difficult family should close with this prettily marked species, which is among the largest and most striking of our native Chrysomelids.

#### FAMILY LIV. BRUCHIDÆ.

##### THE PEA AND BEAN WEEVILS.

A small family of short, thick-bodied beetles, all but one being less than one-fourth of an inch in length. They are closely allied to the Chrysomelidæ, but differ from most species of that family in having short serrate antennæ and the tip of the abdomen exposed, and from all in having the mentum distinctly pedunculate. They also resemble very closely the Anthribidæ, a family of the Rhynchophora or snout beetles, but the labrum and palpi are of the ordinary form and the head is but little prolonged in front.

In addition to the characters mentioned the Bruchidæ have the mentum transverse, more or less emarginate in front, its base supported by a peduncle; maxillary palpi four-jointed, the terminal joint slightly oval; head free, usually deflexed; eyes large, more or less emarginate in front; antennæ 11-jointed, dentate or pectinate, inserted at the side of the head in front of the eyes; thorax margined at the sides; elytra entire or truncate, pygidium always exposed; front coxæ oval, moderately prominent, the cavities closed behind; hind coxæ transverse, narrowly separated; abdomen with five free ventral segments; front and middle legs of moderate length, their femora not dilated; hind femora usually dilated and often toothed; tarsi with the first joint elongate and with the two following densely clothed beneath with spongy pubescence, the third joint deeply bilobed; tarsal claws usually broadly toothed at base.

The larvæ of these weevils live in the seeds of leguminous plants, especially those of peas and beans, to which at times they cause great injury. The eggs of the pea-weevil are laid upon the pod while the peas are quite small, and when hatched the young bore through the pod into the young peas and spend most of their lives within the latter. Every person who eats peas in quantity has doubtless swallowed hundreds of these small worms, but "where ignorance is bliss 'tis folly to be wise." The larvæ, before transforming, eats a circular hole on one side of the pea, leaving only a thin scale, which is easily pushed away by the mature beetle. The latter usually remains in the pea until spring and is often planted. The seed peas should be placed in water and those which float picked out and destroyed; or the peas should be placed in a close receptacle and exposed for a few hours to a small quantity of carbon-bisulphide.

The principal paper treating of the North American species of the family is by

*Horn*,—"Revision of the Bruchidæ of the United States," in *Trans. Amer. Ent. Soc.*, IV, 1873, 311-342.

In this paper 55 species are recognized and distributed among three genera; while one genus and about half a dozen species have since been described.

KEY TO INDIANA GENERA OF BRUCHIDÆ.

- a*. Hind tibiæ with two slender jointed spurs; front coxæ entirely separated by the prosternum; size larger, 7-8 mm. I. SPERMOPHAGUS.  
*aa*. Hind tibiæ without jointed spurs; front coxæ very prominent, contiguous; smaller, not over 5 mm. II. BRUCHUS.

## I. SPERMOPHLAGUS Schon. 1833. (Gr., "seed-eating.")

This genus is represented east of the Rocky Mountains by a single medium-sized oval species having the hind tibiae compressed, cylindrical and armed with two unequal jointed spurs, the inner one short and placed at right angles to the tibia.

2287 (7110). SPERMOPHLAGUS ROBINLE Fab., Syst. Eleut., 11, 1801, 397.

Oblong-oval, feebly convex. Dull reddish-brown, clothed with grayish-yellow pubescence; thorax clouded with piceous; elytra with small black spots arranged in five irregular transverse rows. Thorax nearly semicircular, truncate in front, base at middle truncate, bisinuate each side; surface sparsely and rather coarsely punctate, with dense fine punctures in the intervals. Elytra broadest at middle, their tips broadly rounded; surface striate, the striae punctate; intervals feebly convex, densely punctate. Length 7-7.5 mm.

Throughout the State, frequent; more so in the southern counties. March 11-November 7. Probably hibernates. The larvae live in the seeds of the black locust and the honey locust or thorn, and the adults usually occur on the foliage or beneath the bark of these trees.

## II. BRUCHUS Linn. 1767. (Gr., "a locust without wings.")

A large genus of small, robust oval species, quite variable in color and separated by Dr. Horn mainly by the armature of the hind femora. The beetles must therefore be mounted so that the femora can be readily examined. Of this character he says: "The tooth of the hind femur is situated near the outer end at about one-fourth from the knee, on the lower edge and (except as noted in key) on the inner side. Between the tooth and the knee is an emargination of greater or less depth in which the denticles are situated." The following species have been taken or should occur in the State:

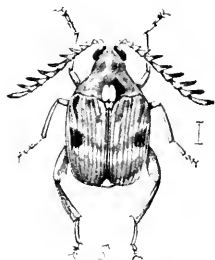


Fig. 555. *Bruchus chinensis* Linn. Male. (After Clutten- den in Bull. S. N. Ser., U. S. Div. Ent.)

## KEY TO INDIANA SPECIES OR GROUPS OF SPECIES OF BRUCHUS.

- a. Thorax with tooth at middle of sides; hind femur with tooth on outer side only. 2288. PISORUM.
- aa. Thorax not toothed on the sides.
  - b. Disk of thorax elevated, with a median groove; hind femur with a strong tooth and three denticles. 2289. MIMUS.
  - bb. Disk of thorax simply convex, not elevated.
- c. Hind femur without tooth or denticles; elytra black with a large red space on each near the sides. DISCOIDEUS.

cc. Hind femur with either one or two teeth or denticles, or both.

d. Hind femur without denticles; one or two teeth always present.

Group A.

dd. Hind femur with denticles and usually a single tooth present.

Group B.

2288 (7115). *BRUCHUS PISORUM* Linn., Syst. Nat., II, 1765, 604.

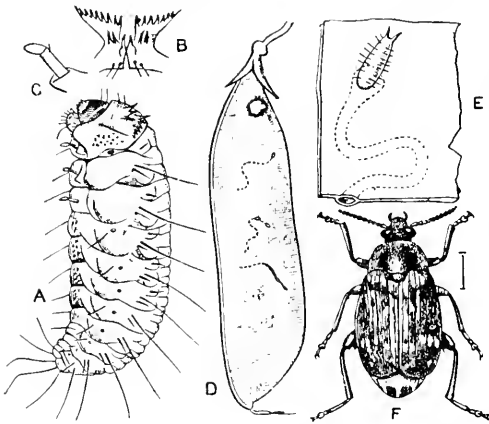


Fig. 556 A, young larva; B, prothoracic spinous process; C, larva greatly magnified; D, pea-pod, with tracks of entry; E, portion of pod, with egg, and the track made by larva; F, mature beetle. (After Riley.)

Oblong-oval, subdepressed. Black, feebly shining; above, densely clothed with reddish-brown and whitish hairs; thorax with a triangular whitish space in front of scutellum; elytra with yellowish, grayish and whitish hairs, the latter forming an oblique band behind the middle; pygidium covered with gray hairs except two oval black spots near apex; antennæ black, the three basal joints rufous; legs black, front tibiae and tarsi rufous; under surface black, shining, densely punctate, sparsely

clothed with fine grayish hairs. Thorax broader than long, coarsely and densely punctate. Elytra slightly longer than broad, striate, the striae finely punctate. Length 4.5-5 mm. (Fig. 556.)

This is the "pea weevil" and occurs in abundance throughout the State wherever peas are cultivated. Its habits are given above under the family heading.

2289 (7116). *BRUCHUS MINUS* Say, Des. of N. Amer. Curculionide, 1831, 2; *ibid.*, I, 260.

Robust, subquadrate. Brownish, variegated with gray, black and white pubescence; sides of median ridge of thorax black or dark brown at summit, divided by a small white spot; elytra with a common heart-shaped blackish spot behind the scutellum and with numerous small, black, oblong spots tipped with white at their basal ends; antennæ and legs pale reddish-brown, the hind ones banded with piceous; pygidium clothed with whitish hairs, male, or with a large, smooth, oval, brown space, female. Thorax bell-shaped, disk with two median ridges separated by a narrow groove and with a tubercle each side near base. Elytra nearly as broad as long, striae punctured; intervals flat, densely punctulate. Length 3 mm.

Throughout the State; frequent. April 23-October 15. Occurs on flowers, especially those of red and black haws; ox-eye daisy and *Eupatorium*. It, as well as other members of the family, feign death and tumble to earth when disturbed.



*B. discoideus* Say, length 3-4.5 mm., is recorded from Ohio, Kansas and Colorado.

## GROUP A.

## KEY TO SPECIES OF GROUP A.

- a.* Hind femur with a tooth on both inner and outer margins; that on inner side larger.  
*b.* Median basal thoracic lobe with elevated ivory-like space. (Fig. 555.) CHINENSIS.  
*bb.* Median basal lobe with whitish hairs only. (Fig. 557.) QUADRIMACULATUS.  
*aa.* Hind femur with one tooth only on inner margin.  
*c.* Elytra black with red spots on the spaces.  
*d.* Suture depressed; elytra each with a red spot on middle which touches the side margins. 2290. BIVULNERATUS.  
*dd.* Disk of elytra flat, the suture not depressed; elytra more black than rufous, the red spot near outer apical margin. ORIENTATUS.  
*cc.* Elytra wholly black, hind femora and tibiae bicolored. NUBENS.

*B. chinensis* Linn., antennae of male strongly pectinate, length 3-4 mm., is known as the "cow-pea weevil," as it lives in seeds of cow-peas, beans, etc. *B. quadrimaculatus* Fab., longer, less robust, with broader thorax, black with gray and white pubescence, length 3-4.5 mm., is known as the "four-spotted bean weevil," and also lives mainly in cow-peas. Both are widely distributed, have been introduced in seeds and are likely to occur any place in Indiana.

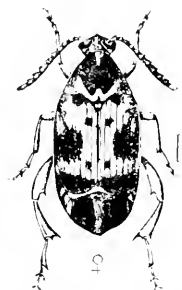


Fig. 557 *Bruchus quadrimaculatus* Fab., female (After Chittenden.)

2290 (7128). BRUCHUS BIVULNERATUS HORN, TRANS. AMER. ENT. SOC., IV, 1873, 325.

Oval, robust. Black, feebly shining; elytra each with a large red spot at middle which reaches the margin but not the suture. Head elongate-oval, densely punctured. Antennae as long as head and thorax, the three basal joints reddish. Thorax shining, one-half broader at base than long, sides feebly curved and gradually narrowed to apex, base lobed at middle, surface densely and rather coarsely punctured. Elytra as broad as long, deeply striate; intervals flat, densely and rugosely punctate. Length 3-3.5 mm.

Southern two-thirds of State; frequent. May 15-October 14. Occurs on flowers of milkweed and white snakeroot (*Eupatorium*). The larvae are said to breed in the seeds of wild senna (*Cassia marilandica* L.).

*B. cruculatus* Horn, length 3 mm., was described from Georgia, Illinois and Texas; *B. nigripus* Horn, length 3–3.5 mm., is known from the "Middle States."

## GROUP B.

## KEY TO SPECIES OF GROUP B.

- a.* Hind femur with a tooth in addition to denticles.  
*b.* Hind femur with one tooth and two denticles.  
*c.* Elytra dull reddish-yellow; body beneath black, abdomen reddish. 2291. PECTORALIS.  
*cc.* Elytra entirely black or dark piceous.  
*d.* Legs all black.  
*c.* Scutellum round, densely clothed with white pubescence. 2292. ALBOSCUTELLATUS.  
*cc.* Scutellum more or less elongate.  
*f.* Pubescence of elytra variable in color, grayish; interrupted on intervals, which are coarsely punctured. 2293. DISTINGUENDUS, male.  
*ff.* Pubescence uniform in disposition and color, that of elytra very sparse. 2294. CALVUS.  
*dd.* Legs bicolored, front and middle ones reddish, hind femora black in part.  
*g.* Abdomen reddish or brownish-yellow. 2295. OBTECTUS.  
*gg.* Abdomen and entire under surface black.  
*h.* Pubescence of elytra interrupted on the intervals by darker spots; spur of hind tibiae of normal length.  
*i.* Thorax roughly punctured; elytral intervals with coarse punctures. 2296. DISTINGUENDUS, female.  
*ii.* Thorax not roughly punctured; elytral intervals finely punctulate. 2296. HIBISCI.  
*hh.* Pubescence sparse, forming an X-like design; terminal spur of hind tibiae nearly half the length of the tibia itself. 2297. LONGISTILUS.  
*bb.* Hind femur with one tooth and three denticles.  
*j.* Oval, robust; black, clothed with grayish hairs. 2298. MUSCULUS.  
*jj.* Oblong-oval; black, the elytra in great part rufous. 2299. EXIGUUS.  
*aa.* Hind femur with a few small denticles only.  
*k.* Antennæ not as long as head and thorax. 2300. SEMINULUM.  
*kk.* Antennæ longer than the entire body. 2301. MACROCERUS.

2291 (7141). BRUCHUS PECTORALIS Horn, Trans. Amer. Ent. Soc., IV, 1873, 333.

Oblong-oval, rather robust. Elytra and abdomen dull red, the former sparsely clothed with silken yellowish pubescence; head, thorax, meso- and metasterna black; antennæ black, three basal joints rufous; legs pale rufous, bases of hind femora and tibiae piceous. Thorax scarcely as wide

at base as long, sides nearly straight; surface densely and rugosely punctured. Elytra at base not wider than thorax, striae finely punctured; intervals flat, each with a row of coarse punctures on the middle. Length 3 mm.

Posey County; rare. June 6. Described from Texas.

2292 (7144). *BRUCHUS ALBOSETELLATUS* Horn, Trans. Amer. Ent. Soc., IV, 1873, 334.

Oblong-oval, moderately robust. Black, sparsely pubescent with grayish hairs, those on intervals of elytra interrupted, forming short, quadrate white spots; under surface black, more shining than above, very sparsely pubescent. Antennae longer than head and thorax, black, the four basal joints paler. Thorax broader than long, sides feebly curved, the apex but little narrower than base; surface coarsely but not densely punctured. Elytra slightly longer than wide, at base not wider than thorax, striae indistinctly punctured; intervals flat, minutely punctulate. Pygidium broadly oval, very convex, coarsely and sparsely punctured and finely rugulose. Length 2.5 mm.

A southern form taken only near Lincoln City, Spencer County, May 24. Swept from roadside herbage. Breeds in the capsules of the water purslane (*Ludwigia palustris* Ell.). Easily known by the round white scutellum. The elytra are mottled much as in the common *hibisci*. From the latter it is easily separated by the black legs and antennae, as well as by the form of the scutellum.

2293 (7146). *BRUCHUS DISTINGUENDUS* Horn, Trans. Amer. Ent. Soc., IV, 1873, 336.

Broadly oval, robust. Black, rather sparsely clothed with grayish pubescence, that on the elytra interrupted on the intervals with indistinct darker spaces; legs all black, male; front and middle pair reddish-brown, female. Antennae somewhat longer than head and thorax, subserrate. Thorax bell-shaped, slightly broader at base than long, base feebly lobed; surface coarsely and sparsely punctured. Elytra together as broad as long, sides broadly curved, at base becoming rapidly broader than thorax; surface striate; intervals flat, each with a row of coarse punctures. Length 2.5-2.8 mm.

Lake, Martin, Knox and Clark counties; rare. June 30-August 8. Four specimens were taken from the ripening pods of the catgut or goat's-rue, *Cracca virginiana* L. A southern form described from Georgia.

2294 (7147). *BRUCHUS CALVEUS* Horn, Trans. Amer. Ent. Soc., IV, 1873, 336.

Oblong-oval. Uniform black, very sparsely pubescent with grayish hairs. Antennae as long as head and thorax, subserrate. Thorax slightly broader at base than long, sides moderately curved and gradually narrowed to apex; surface finely and rugosely punctate. Elytra together less wide than long; surface shining, finely striate, the striae indistinctly punctured; intervals flat, finely punctulate. Length 2-2.5 mm.

Northern half of State, frequent; Knox County only in the

south. April 20–October 25. Occurs in numbers along the borders of marshes, especially on the flowers of the black choke-berry (*Aronia nigra* Willd.).

2295 (7150). *BRUCHUS ORRECTUS* Say, Des. N. Am. Cure., 1831, 1; *ibid.* 1, 259.

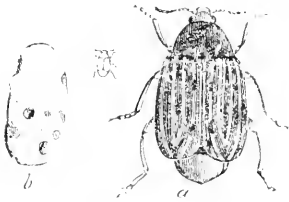


Fig. 558. — 7. (After Forbes.)

Oblong-oval, moderately robust. Black or dark piceous, clothed with dark grayish-yellow pubescence, that of elytra interrupted by transverse bands of darker color; abdomen dull reddish-brown; antennæ black, the four basal and apical joints rufous; legs reddish-brown, under side of hind femora piceous. Thorax one-third wider at base than long, sides curved and gradually narrowed to tip, base lobed at middle; surface coarsely

and sparsely punctured. Scutellum subquadrate, emarginate at apex. Elytra together not longer than wide, at base not wider than thorax, striae punctured; intervals flat, densely punctulate. Pygidium rufous, broadly oval, coarsely punctured, sparsely pubescent. Length 2.5–3.5 mm. (Fig. 558.)

This is the well-known "bean weevil," and probably occurs in numbers throughout the State, though taken only in Lake and Marion counties, where it is common in beans in the seed stores, March 9–July 14.

2296 (7151). *BRUCHUS Hibisci* Oliv., Ent., IV, 1795, 79.

Broadly oval, robust. Black, moderately shining; sparsely pubescent with grayish-yellow hairs which on the elytra are frequently and irregularly interrupted by transverse bare spaces; antennæ pale reddish-brown, joints 4–9 often slightly darker; front and middle legs rufous; hind femora black, red at tip. Thorax twice broader at base than long, rapidly narrowing to apex; surface sparsely punctured. Scutellum whitish, bifid at tip, median line distinct. Elytra together as broad as long, disk convex, finely striate, the striae punctured; intervals flat, marked with fine and coarse punctures intermingled. Pygidium black, broadly oval, sparsely punctured. Length 2–2.5 mm.

Southern two-thirds of State; common. April 13–November 1. Breeds in the seeds of the rose-mallow (*Hibiscus*), the beetles emerging from seeds kept in vials from October 15 to November 1st. Occurs in spring and summer on flowers of red-bud, dogwood, red haw, etc. This is our only species having the denticles of the hind femur on the vertical face of the tooth itself.

2297 (7152). *BRUCHUS LONGISTYLUS* Horn, Trans. Amer. Ent. Soc., IV, 1873, 339.

Oblong-oval. Black, shining, sparsely pubescent with whitish hairs, which on the elytra are arranged in an X-like design; tibiae pale reddish-

brown; femora piceous at base, tarsi piceous; antennae black, slightly longer than head and thorax, gradually thicker to tip. Thorax wider at base than long, sides rather strongly curved and gradually narrowing to apex; surface densely punctured. Elytra longer than wide, broader behind the middle, striae finely punctured; intervals flat, densely punctulate. Length 2 mm.

Lake and Crawford counties; rare. May 25-May 28. Said to breed in the seeds of mallows.

2298 (7155). *BRUCHUS MUSCULUS* Say, Desc. N. Am. Curc., 1831, 3; *ibid.*, I, 261.

Oval, moderately robust. Black, sparsely clothed with grayish hair; antennae usually entirely reddish, often with joints 6-10 piceous; legs reddish-yellow, middle femora at base and hind femora and tibiae piceous. Head coarsely punctured; eyes very deeply divided. Antennae longer than head and thorax, gradually thicker to tip. Thorax one-third wider at base than long, rapidly narrowing from base to apex, coarsely and densely punctured. Elytra subquadrate, disk flattened, with rather deep punctured striae; intervals flat, densely and finely punctulate. Length 2-2.5 mm.

Marshall, Knox, Lawrence, Posey and Crawford counties; rare. June 2-September 4.

2299 (7157). *BRUCHUS EXIGUUS* Horn, Trans. Amer. Ent. Soc., IV, 1873, 341.

Oblong-oval. Black, sparsely clothed with short, fine grayish-yellow pubescence; elytra in great part dull reddish, their sides and suture narrowly piceous; antennae black, four basal joints paler; legs pale reddish-brown. Thorax one-third wider at base than long; surface coarsely and densely punctured. Elytra gradually broader to apex, finely striate, the striae indistinctly punctured; intervals flat, densely punctulate. Pygidium reddish, rather convex, coarsely punctured and pubescent. Length 2 mm.

Vigo, Posey and Jennings counties; scarce. April 27-July 11. Occurs on flowers of the yellow puccoon and wild parsnip and said to breed in the seeds of the false indigo (*Amorpha fruticosa* L.).

2300 (7158). *BRUCHUS SEMINIFLUM* Horn, Trans. Amer. Ent. Soc., IV, 1873, 342.

Narrowly oblong-oval. Black, sparsely clothed with pale gray pubescence. Antennae not longer than head and thorax, the latter wider at base than long, sides very feebly curved and gradually narrowing to apex, surface coarsely punctured. Scutellum small, oval. Elytra gradually wider from base to apex, finely striate; intervals flat, densely punctulate, each with a row of distant coarse punctures. Length 1.5 mm.

Vigo County; rare. June 15. Taken from flowers of dogwood. Our smallest and most slender species.

2301 (7159). *BRUCHUS MACROCERUS* Horn, Trans. Amer. Ent. Soc., IV, 1873, 342.

Oblong-oval, rather robust. Uniform black, moderately shining, very sparsely clothed with whitish pubescence. Antennae one-fourth longer than

entire body, subserrate. Thorax a little wider at base than long, sides feebly curved, surface densely punctured. Elytra slightly wider at base than thorax, together nearly as wide as long; striae indistinctly punctured, intervals flat, finely and rugosely punctured. Length 2-2.5 mm.

Floyd County; rare. June 23. Readily known by the great length of antennae.

### Series VI. HETEROMERA.

This series is sharply limited and is distinguished primarily, as the name implies, by the different number of tarsal joints, those of the front and middle legs always having five, while the hind legs have but four.\* The food of the larvæ is exceedingly variable, but consists for the most part of decaying vegetable matter, as rotten wood and fungi. Some, however, are carnivorous or parasitic. The following families of the series are represented in Indiana:

#### KEY TO INDIANA FAMILIES OF HETEROMERA.

- a.* Front coxal cavities closed behind.
- b.* Tarsal claws simple.
- c.* Next to last joint of tarsi not spongy beneath; front coxæ short, not projecting from the cavities; tarsi without lobes beneath; antennæ usually more or less bead-like, as long as head and thorax; color almost always black or dark brown.
- Family LV. TENEBRIONIDE, p. 1243.
- cc.* Next to last joint of tarsi spongy beneath; front coxæ more prominent; form elongate, slender; thorax in our species subcylindrical, narrower than elytra; length 7-14 mm.
- Family LVII. LAGRIDE, p. 1284.
- bb.* Tarsal claws pectinate or comb-like; form usually elongate-oval, convex; thorax not narrowed behind and usually as wide at base as elytra, its side margins distinct; color usually brownish; length less than 12 mm.
- Family LVI. CISTELIDE, p. 1270.
- aa.* Front coxal cavities open behind.
- d.* Head not strongly and suddenly constricted behind the eyes.
- e.* Middle coxæ not very prominent.
- f.* Thorax margined at sides, broad at base, its disk with basal impressions; form usually elongate, loosely jointed; maxillary palpi usually long and pendulous, with the joints enlarged.
- Family LVIII. MELANDRYIDE, p. 1286.
- ff.* Thorax not margined, narrower behind, disk not impressed at base; form usually long and narrow; head sometimes prolonged into a beak.
- Family LIX. PYTHIDE, p. 1302.

\*It would seem that the family Splinulæ should be placed here, though usually classed with the Serriicornia.

*cc.* Middle coxæ very prominent; thorax narrower at base than elytra, its sides rounded and without a sharp edge; next to last tarsal joint broad, slightly bilobed; body covering rather flimsy in texture. Family LX. CEBENIDÆ, p. 1301.

*dd.* Head strongly and suddenly constricted behind the eyes.

*g.* Thorax with a sharp edge at sides, its base as wide as elytra.

*h.* Antennæ filiform.

*i.* Hind coxæ with plates; head with vertex lobed or ridged behind, so that in extension it reposes on the front edge of the thorax; abdomen usually prolonged in a style or pointed process. Family LXI. MORDELLIDÆ, p. 1308.

*ii.* Hind coxæ without plates; characters otherwise as in Melanoidiæ; length less than 5.5 mm.

Tribe (LVIII). *Scrapulini*, p. 1299.

*hh.* Antennæ flabellate (male), subserrate (female); characters otherwise as in Rhipiphoridae.

Genus (LXV). *Polycotoma*, p. 1365.

*gg.* Sides of thorax more or less rounded and without a sharp edge.

*j.* Thorax at base narrower than elytra.

*k.* Hind coxæ not prominent; tarsal claws simple; antennæ filiform and simple; head with an abrupt narrow neck; length less than 12 mm., usually less than 5 mm.

Family LXII. ANTHICIDÆ, p. 1326.

*kk.* Hind coxæ large, prominent.

*l.* Tarsal claws simple; head horizontal; antennæ usually branched in male, serrate in female; next to last tarsal joints very broad.

Family LXIII. PYROGASTRIDÆ, p. 1346.

*ll.* Tarsal claws cleft or toothed; front vertical; elytra and sides of abdomen without coadaptation; length 6 or more mm.

Family LXIV. MELOIDÆ, p. 1350.

*jj.* Thorax at base as wide as elytra; form as in Mordellidæ, the abdomen not ending in a spinous process; elytra usually shorter than abdomen and narrowed behind; antennæ pectinate in the males, frequently serrate in the females.

Family LXV. RUPPELIDÆ, p. 1361.

## Family LV. TENEBRIONIDÆ.

### THE DARKLING BEETLES.

A large family whose species vary greatly in size and form of body. In color they are mostly black or dark brown, whence the name of the typical genus, *Tenebrio*, which is derived from a Latin word meaning "darkness." The larger forms have a peculiar loose-jointed appearance and long, rather clumsy and awkward legs. The

antennæ are usually bead-like or moniliform, and the mouth parts rather small and not prominent. Our species occur for the most part on fungi or beneath bark, but in the desert regions of the West, where the family is richly represented, they take the place of the Carabidæ and are found on the ground, beneath cover of any kind.

In addition to the general characters given above, the Tenebrionidæ have the head narrower than thorax; mandibles short, robust and furnished with a basal tooth; eyes usually transverse, with their front emarginate; antennæ inserted under the sides of the head, 11- (very rarely 10-) jointed; front coxæ short, globose, separated by the prosternum, their cavities entirely closed behind; elytra rounded at tip, covering the abdomen, the latter with five ventral segments, the first three more closely connected than the others; first joint of hind tarsi almost always longer than second; tarsal claws simple.

The larvæ are long and slender, with the body often flattened, somewhat like a wireworm, and of a hard, horn-like texture. Six thoracic legs are present, and in addition, a short prop or pseudopod on the under side of the anal end. They are for the most part scavengers, living in dead or decaying wood and dry vegetable products or fungi. Some of them, as the "meal-worm," are injurious, though none attack growing crops. About 10,000 species of Tenebrionidæ are known, 750 of which are listed from the United States. As already mentioned, the vast majority of these occur only in the Western and Southwestern States, where they often form the most striking feature of the Coleopterous fauna. In Indiana but one of the three subfamilies into which the family is divided is represented, and this only by 52 known species. The principal paper and the only one treating of the North American species of the family as a whole is by

*Horn.*—"Revision of the Tenebrionidæ of America," *in* Trans. Amer. Phil. Soc., XIV, 1870, 253-404.

A number of genera have since been treated separately by Horn, Casey and others and the papers will be mentioned under their respective tribal or generic headings.

#### Subfamily I. TENEBRIONINÆ.

In this subfamily, to which all the Indiana representatives of the family belong, the hind margin of the third and fourth ventral segments is leather-like or coriaceous in texture; the middle coxæ are usually provided with a distinct trochantin and their cavities extend outward to reach the epimera. The inner wings are more often



present than absent and the tarsi are pubescent beneath. Nine of the 17 tribes recognized by LeConte and Horn are known to be represented in the State.

## KEY TO INDIANA TRIBES OF TENEBRIONINI.

- a.* Front of head entirely corneous or horn-like in texture, never hinged with a leather-like clypeus.
- b.* Tarsi not compressed, their first joint moderate or elongate, never very short; cheeks not sulcate.
- c.* Eyes less prominent than the sides of front, more or less transverse, always emarginate in front.
- d.* Next to last joint of tarsi entire.
- c.* Front coxæ rounded; middle coxæ with trochantin; antennæ with third joint usually longer than those following.
- f.* Front feebly dilated at the sides; tarsi with silken pubescence beneath; form elongate, rather slender; size large, usually 12 or more mm.
- Tribe I. TENEBRIONINI, p. 1245.
- ff.* Front broadly dilated at sides, emarginate in front; front tarsi of male dilated; form short, oval; smaller 6-10 mm.
- Tribe II. PUSINI, p. 1251.
- cc.* Front coxæ subtransverse; middle coxæ without trochantin; third joint of antennæ short; tarsi pubescent, the last joint long; form oval or elongate; length less than 12 mm.
- Tribe III. ULOINI, p. 1253.
- dd.* Next to last joint of tarsi bilobed; surface coarsely punctured; length less than 6 mm.
- Tribe IV. HETEROTARSINI, p. 1258.
- cc.* Eyes more prominent than the sides of front, usually rounded, feebly or not emarginate; form usually oval or rounded, convex; length less than 7 mm.
- Tribe V. DIAPERINI, p. 1260.
- bb.* Tarsi compressed, their first joint short; cheeks sulcate; surface very rough.
- Tribe VI. BOLETOPHAGINI, p. 1266.
- aa.* Front with a coriaceous or leather-like margin, or a coriaceous band between it and the labrum; third joint of antennæ long.
- g.* Sides of front not obliquely elevated; abdomen not pedunculate; outer joints of antennæ broader; head not deflexed.
- Tribe VII. HELOPINI, p. 1268.
- gg.* Sides of front obliquely elevated.
- h.* Inner wings wanting; metasternum very short; body robust, convex.
- Tribe VIII. MEGACANTHINI, p. 1269.
- hh.* Inner wings present; metasternum long; body slender.
- Tribe IX. STROGYTHINI, p. 1270.

## Tribe I. TENEBRIONINI.

Rather elongate, uniform black or piecous species of medium or large size, having the head prolonged, but scarcely narrowed behind.

not received in the thorax as far as the eyes, which are transverse and emarginate; front feebly dilated on the sides, covering the base of mandibles; antennæ gradually thickened toward tips; elytra embracing feebly the flanks of the abdomen; legs long; tibial spurs small. Seven of the 18 recognized genera are known to be represented in the State, while members of another perhaps occur. They live, for the most part, beneath the bark of dead trees.

## KEY TO INDIANA GENERA OF TENEBRIONINI.

- a.* Tarsi densely clothed beneath with fine, short, silken pubescence.  
*b.* Antennæ distinctly shorter than head and thorax, their outer joints transverse, the last joint subquadrate, rounded at tip.  
*c.* Epipleuræ entire, narrower at apex; length 15 or more mm.  
*d.* Sides of mentum with small inflexed lobes; thorax not narrowed at base. I. NYCTOBATES.  
*dd.* Sides of mentum without lobes; thorax narrowing behind and crenulate on the sides. IPITHIMUS.  
*cc.* Epipleuræ not reaching the tips of elytra.  
*c.* Femora strongly club-shaped, black, shining; larger, 18–26 mm. II. MERINUS.  
*cc.* Femora slender, in our species reddish-brown; smaller, not over 11 mm. III. HAPLANDRUS.  
*bb.* Antennæ more slender, as long as or longer than head and thorax, the outer joints triangular, the last one oval, more or less acute.  
*f.* Front margin of front of head thickened and slightly reflexed. IV. SCOTOBATES.  
*ff.* Front margin of front not thickened or reflexed. V. XYLOPINUS.  
*aa.* Tarsi rather sparsely clothed beneath with coarse pubescence.  
*g.* Epipleuræ entire; form more or less convex; length 10 or more mm. VI. TENEBRIO.  
*gg.* Epipleuræ abbreviated; head transverse; form much flattened; length 5–6 mm. VII. DOLIEMA.

## I. NYCTOBATES Guérin. 1834. (Gr., "night + walker.")

Large black or piceous elongate forms, separated from allied genera only by the characters given in the generic key. Two of the three known species occur in the State.

## KEY TO INDIANA SPECIES OF NYCTOBATES.

- a.* Under side of mentum smooth; elytral rows of punctures fine. 2302. PENNSYLVANICA.  
*aa.* Under side of mentum with a tuft of rather long yellowish hairs; elytral punctures much coarser. 2303. BARBATA.

\*2302 (7391). *NYCTORATES PENNSYLVANICA* DeGeer, Mem., V, 1770, 52.

Elongate-oval, convex. Black, feebly shining. Mentum coarsely punctate. Thorax subquadrate, slightly narrowed in front, hind angles rectangular; surface finely and sparsely punctate. Elytra faintly alutaceous, marked with rows of fine punctures; intervals feebly convex, minutely and sparsely punctulate. Length 20-23 mm.

Throughout the State; common in the southern counties, less so northward. Gregarious in winter beneath bark and logs. February 14-December 11.

2303 (7391a). *NYCTORATES BARBATA* Knoch, N. Beitr., 1801, 166.

Resembles *pennsylvanica* but usually smaller and piceous rather than black in hue. Thorax a little broader than long, less narrowed in front, the sides more strongly rounded. Surface more distinctly alutaceous, the punctures of both thorax and elytra coarser. Length 17-20 mm.

Lawrence, Spencer and Posey counties; rare. April 15-July 27. A southern form which probably occurs only in the southern third of State. Listed as a variety of *pennsylvanica* but, in my opinion, distinct.

*Iphthimus opacus* Lec., black, opaque, head and thorax coarsely and confluent punctured, elytra with deep, interrupted striae, length 15-20 mm., is known from New England and Canada and may occur in northern Indiana.

## II. *MERINUS* Lec. 1862. (Gr., "thigh + curve.")

Here belongs the largest member of the family found in the State, an elongate black form having the epipleura extending beyond the last ventral suture, but not reaching the tips of elytra; mentum with the middle lobe prominent along the middle, the side lobes with acute front angles; hind coxae rather widely separated, the intercoxal process oval, rounded in front.

2304 (7400). *MERINUS LEVIS* Oliv., Ent., III, 1795, 10.

Elongate-oval. Black, feebly shining. Thorax about as long as wide, slightly narrowed in front, sides strongly curved, hind angles obtuse, surface very finely and sparsely punctate. Elytra with rows of very minute punctures; intervals faintly convex, smooth. Males with the hind tibiae much curved and with an acute tooth near the tip. Length 18-26 mm.

Throughout the State; scarce. March 23-July 9. Occurs beneath bark. Very apt to be confused with *N. pennsylvanica*, but readily distinguished by the club-shaped hind femora and the peculiar hind tibiae of male.

## III. HAPLANDRUS Lec. 1862. (Gr., "plain + man.")

Medium-sized black or piceous species having the mentum trapezoidal, truncate in front, narrower behind and inserted upon a narrow peduncle; epipleura as in *Merinus*; femora slender, tarsi short; head rather strongly deflexed. One of the three known species occurs in the State.

\*2305 (7402). HAPLANDRUS FEMORATUS Fab., Syst. Eleht., I, 1801, 154.

Oblong-oval. Piceous, opaque; femora reddish-brown. Third joint of antennæ longer than fourth, twice as long as second. Thorax nearly square, sides almost parallel, angles rectangular; surface, as well as that of head, densely and confluent punctate. Elytra each with one scutellar and eight entire rows of elongate, deeply impressed punctures. Length 7.5–11 mm.

Throughout the State, but scarce. Occurs beneath bark and logs, especially in sandy localities. Hibernates. January 13–December 7. *H. concolor* Lec., having the third joint of antennæ short, legs wholly black, length 8.5–9 mm., occurs in "Canada and the Lake Michigan region," and may yet be found in the northern counties.

## IV. SCOTOBATES Horn. 1875. (Gr., "dark or obscure + walk.")

Rather large black species having longer antennæ than any of those preceding, and the front margin of the head thickened and slightly reflexed. The males have an elongate patch of yellow hairs on the under side of the front femora near the base, and the front tibiæ armed with a short blunt tooth near the middle. One of the two known species occurs in the State.

2306 (7411). SCOTOBATES CALCARATUS Fab., Syst. Eleht., I, 1801, 159.

Elongate-oval, convex. Black, shining with a bluish metallic lustre. Thorax slightly broader than long, sides feebly curved; front angles obtuse, hind ones rectangular; surface finely, rather sparsely and irregularly punctured. Elytra with punctured striae; intervals feebly convex, minutely punctulate. Length 14–17 mm.

Throughout the State; frequent. May 31–August 12. Occurs beneath stones, logs, bark, etc.

## V. NYLOPINUS Lec. 1862. (Gr., "wood + be hungry.")

Elongate, slender black or piceous forms, having the front margin of head truncate or feebly emarginate, not thickened. Males with the front and middle tarsi more distinctly dilated than in *Scotobates*, the front femora smooth beneath. Three species are known from the United States, two of which have been taken in the State, while the other may occur.

## KEY TO INDIANA SPECIES OF XYLOPINUS.

- a.* Body black, not metallic.  
*b.* Legs black. 2307. SAPERDIOIDES.  
*bb.* Legs reddish-brown. RUFIPES.  
*aa.* Body brown with a brassy tinge. 2308. JENESCENS.

2307 (7413). XYLOPINUS SAPERDIOIDES Oliv., Ent., 111, 1795, 11.

Elongate, subparallel, convex. Black, feebly shining; antennae and tarsi piceous. Thorax nearly square, slightly narrowed in front, sides feebly curved; front angles rounded, hind ones acute; surface densely and rather coarsely punctate, with an impression each side near the base. Elytra elongate, parallel; striae coarsely and closely punctured; intervals moderately convex, sparsely and finely punctured. Length 12-16 mm.

Throughout the State; frequent. June 16-August 26. Occurs especially beneath the bark of oak.

*X. rufipes* Say, length 11-16 mm., is said to have the same range as *saperdoides* and is probably only a variety of that species.

2308 (7415). XYLOPINUS JENESCENS Lec., New Sp. N. Am. Col., 1866, 120.

Elongate-oval. Brownish or piceous, bronzed, shining. Thorax one-third broader than long, sides broadly rounded; surface finely and rather sparsely punctate and with an impression each side in front of base. Elytra more dilated behind the middle than in the preceding, their striae less impressed and less strongly punctured. Tooth of front tibiae of male much less prominent. Length 13-15 mm.

Marion County; rare. May 24. Occurs in the "Middle and Western States."

## VI. TENEBRIO Linn. 1758. (Gr., "darkness.")

Medium-sized black or brownish, elongate-oval or parallel, feebly convex forms having the tarsi clothed with a coarser, less dense and more rigid pubescence than in the preceding genera; antennae gradually thicker toward the tip; palpi and tarsi short. Four species are known from the United States, all of which occur in Indiana.

## KEY TO SPECIES OF TENEBRIO.

- a.* Trochantin of middle coxae very distinct; form elongate, narrowly oval or parallel.  
*b.* Surface dull, opaque; length 14-17 mm. 2309. OBSCURUS.  
*bb.* Surface more or less shining.  
*c.* Thorax broader than long; length 13-16 mm. 2310. MOLITOR.  
*cc.* Thorax nearly square; length 9-10 mm. 2311. CASTANEUS.  
*aa.* Trochantin of middle coxae very small; form more broadly oval; length 12-13 mm. 2312. TENEBRIOIDES.

\*2309 (7416). *TENEBRIO OBSCURUS* Fab., Syst. Eleut., 1. 1801, 146.

Elongate, narrowly oval. Piceous or dark reddish-brown, opaque. Thorax subquadrate, slightly narrowed in front; sides feebly curved, margins rather wide, reflexed, hind angles acute; surface, as well as that of head, densely and granulately punctate. Elytra nearly parallel, surface with rows of fine punctures; intervals finely and densely granulate. Length 14-17 mm. (Fig. 559.)



Fig. 559.  $\times 2$ . (After Chittenden in Bull. IV, N. Ser., U. S. Div. Ent.)

Throughout the State; frequent. January 1–June 9. Both this and the next are introduced species and live in granaries, storehouses, barns, etc. Their larvae are the “meal-worms” which are apt to occur wherever there is a heap of grain remnants or debris. By removing or

changing such refuse their breeding places will be broken up and the beetles kept in check. When its use is practical carbon bisulphide will kill both larvae and adults.

\*2310 (7417). *TENEBRIO MOLITOR* Linn., Faun. Suec., 1761, 224.

Resembles *obscurus* in form. Piceous, shining. Thorax broader than long, less narrowed in front; margins broader, more strongly reflexed; front angles more prominent, hind ones less acute; surface finely and rather densely punctate, the impressions each side near base more distinct than in *obscurus*. Punctures of elytral striae indistinct; intervals convex, finely and rather closely punctate. Length 13-16 mm. (Fig. 560.)

Throughout the State; frequent. January 11–July 14. Occurs with the preceding.

2311 (7418). *TENEBRIO CASTANEUS* Knoch., Neue Beitr., 1801, 171.

Elongate, parallel. Blackish- or reddish-brown, feebly shining. Thorax nearly square, truncate at base, distinctly emarginate at apex; sides nearly straight, margins wide, strongly reflexed; front angles prominent, rounded, hind ones rectangular; surface finely, deeply and rather densely punctate. Elytral striae rather deep, strongly punctate; intervals finely and sparsely punctate. Length 9-10 mm.

Throughout the State; common. March 12–November 23. Probably hibernates. Occurs beneath bark and logs, especially in low, open woods; gregarious in early spring. Fresh specimens have the upper surface finely pruinose.

\*2312 (7419). *TENEBRIO TENEBRIODES* Beauv., Ins. Afr. et Amer., 1805, 121.

Elongate-oval. Black or dark reddish-brown, shining. Thorax one-third broader than long, sides feebly curved; margins narrow, scarcely re-

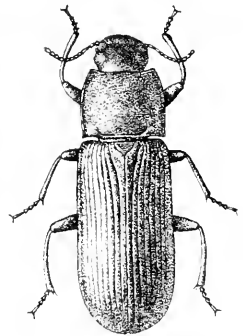


Fig. 560.  $\times 2\frac{1}{2}$ . (After Forbes.)

flexed; base sinuate, angles not prominent; surface with coarse and fine punctures intermixed, the coarse ones more numerous on the sides. Elytral striae closely and densely punctate; intervals subconvex, finely and rather densely punctulate. Length 12-13 mm.

Throughout the State; common beneath bark. Hibernates, February 20-December 8.

VII. *COLIEMA* Pasce. 1860. (Gr., "insidious.")

Small, pale, very flat species having the antennae gradually thickened towards the tip. The males have a small triangular horn or tooth each side of the head in front of the eyes. One of the two known species occurs in the State.

2313 (7421). *DOLIEMA PALLIDA* Say, Journ. Phil. Acad. Nat. Sci., III, 1821, 271; *ibid.* II, 160.

Oblong, parallel, much depressed. Pale reddish-brown. Head concave between the eyes; clypeus emarginate. Thorax obovate, much narrowed behind the middle, apex broadly and deeply emarginate; front angles rounded, hind ones rectangular; surface finely and sparsely punctured and with a short impressed line each side near base. Elytra with rows of minute punctures, the side margins slightly elevated. Length 4.5-5 mm.

Crawford County; rare. September 8. Occurs beneath bark. Resembles a Cuenjoid in form and general appearance. Listed as *Adelina pallida*.

Tribe II. PEDININI.

In this tribe the body is oval, not very convex; front short and broadly dilated on the sides; clypeus emarginate, covering the base of mandibles; labrum prominent; elytra feebly embracing the sides of abdomen; middle coxae with distinct trochantin; hind coxae well separated; front and sometimes the middle tarsi of males dilated and spongy beneath. But two of the six recognized genera are represented in the State.

KEY TO INDIANA GENERA OF PEDININI.

- a.* Eyes not entirely divided; mentum trilobed in front; length 8-10 mm. VIII. HOPATRINUS.  
*aa.* Eyes completely divided, the upper portion large, rounded; mentum not trilobed; length less than 7 mm. IX. BRASPINUS.

VIII. *HOPATRINUS* Latr. 1829. (Gr., "also a senator.")

To this genus, as above limited, belong three species, one of which occurs in Indiana.

\*2314 (7425). *HOPATRINUS NOTUS* Say, Journ. Phil. Acad. Nat. Sci., V, 1826, 237; *ibid.*, 11, 304.

Oblong-oval. Black or brownish-black, opaque; antennæ and tarsi piecous. Thorax one-half wider than long, slightly narrowed in front, sides nearly straight; margin slightly thickened, hind angles long, subacute; surface densely and rather coarsely punctured. Elytra not striate, but with rows of large, deeply impressed punctures; intervals with minute punctures, each bearing a very short, prostrate yellow bristle. Length 8–11.5 mm.

Southern half of State; frequent in sandy localities beneath chips, bark, logs, etc. Hibernates. February 14–December 12.

#### IX. *BLAPSTINUS* Latr. 1829. (Gr., "to injure + to attempt.")

Small oblong or oblong-oval, black or piecous species, having the base of thorax bisinuate and as wide as base of elytra; inner wings always present, sometimes very rudimentary; front tibiæ straight, not produced at apex; antennæ stout, joints 4–8 longer than broad; upper portion of eyes large and rounded. Of the 40 or more species listed from the United States by Casey, but three occur in Indiana. For a synoptical table and description of the North American species see:

*Casey.*—*In* Ann. N. Y. Acad. Sci., V, 1890, 416–462.

#### KEY TO INDIANA SPECIES OF *BLAPSTINUS*.

- a.* Elytral striae not interrupted; pubescence persistent; hind angles of thorax somewhat prolonged backward. 2315. *MOESTUS*.
- aa.* Elytral striae more or less interrupted; pubescence scant, easily removable, often almost absent.
  - b.* Surface lustre rarely bronzed; color piecous-black, the elytra slightly paler; elytral striae more finely punctured and less interrupted. 2316. *INTERRUPTUS*.
  - bb.* Surface lustre strongly bronzed; elytral striae more coarsely punctured and widely and frequently interrupted; thorax more sparsely punctured. 2317. *METALLICUS*.

\*2315 (7412). *BLAPSTINUS MOESTUS* Melsh., Proc. Phil. Acad. Nat. Sci., 11, 1846, 65.

Oblong-oval, moderately convex. Black, shining; rather sparsely clothed with fine, short, yellowish, prostrate pubescence. Thorax one-half wider than long, feebly narrowing from base to apex, hind angles subacute, prominent; surface sparsely and deeply punctate at middle, more closely and coarsely at sides. Elytral striae feebly impressed near suture, more deeply on sides, where their punctures are coarser; intervals finely and sparsely punctured. Length 4.7–5.4 mm.

Lake and Vigo counties; frequent beneath rubbish and other cover, especially cacti in sandy localities. March 7–October 1.



2316 (7444). *BLASPSTINUS INTERRUPTUS* Say, Journ. Phil. Acad. Nat. Sci., III, 1821, 264; *ibid.* II, 155.

Oblong, rather robust and convex. Black, finely adustaceous; elytra picous, obscurely tinged with bronze. Thorax three-fourths wider than long; sides straight to near apex, then converging to the apical angles; apex broadly emarginate, hind angles acute; surface rather densely and coarsely punctured, the basal foveae well marked. Elytra together about one-half longer than wide; striae feebly impressed, very finely and closely punctured, the rows more or less interrupted; intervals sparsely and rather coarsely punctured. Length 4.5-5 mm.

Throughout the state; scarce. April 23-May 29. Several specimens were taken from a dead hen and others from cement sidewalks and beneath rubbish, usually in sandy localities. Broader and more oblong than the next.

2317 (7445). *BLASPSTINUS METALLICUS* Fabr., Syst. Eleut., I, 1801, 143.

Oblong-oval, convex. Bronzed, rather strongly shining. Thorax as in *interruptus*, except that the disk is more finely and sparsely punctate at middle. Elytral punctures coarse and widely interrupted in sets of one to four or five, thus causing the surface to appear rugose; intervals flat, sparsely and very finely punctate. Length 4-4.8 mm.

Lake, Marion and Vigo counties; frequent. March 26-October 1. Occurs with *maratus* and probably hibernates. Often attracted by light.

#### Tribe III. ULOMINI.

Elongate or oval, usually somewhat depressed species having the head immersed in thorax to eyes, which are transverse and emarginate; front dilated to cover the base of mandibles; antennae 11-jointed, the outer joints more or less thickened; middle coxae without trochantin, hind coxae slightly separated; tarsi pubescent beneath, the last joint much elongated. They live under bark, in fungi or in dried vegetable products. Representatives of but five of the 16 genera have been taken in the State, though those of three others perhaps occur.

#### KEY TO INDIANA GENERA OF ULOMINI.

- a. Antennae with the last two or three joints suddenly broader (except in *Tribolium confusum*); length less than 5 mm.
- b. Club of antennae 3-jointed; epipleura very narrow at tip. X. *TRIBOLIUM*.
- bb. Club of antennae 2-jointed; epipleura distinct at tip. XI. *DIEDEUS*.
- aa. Antennal joints gradually broader to tip.
- c. Base of thorax not margined, the hind angles never covering the humeral angles of elytra.
- d. Last joint of maxillary palpi oval; length less than 4 mm.

- c.* Head of male unarmed; scutellum broadly transverse; eyes rounded, entire. XII. CENOCORSE.
- cc.* Head of male armed with two pointed tubercles; scutellum little wider than long; eyes transverse, divided. GNATHOCERUS.
- dd.* Last joint of maxillary palpi triangular; head of male not tuberculate; length more than 6 mm.
- f.* Epipleuræ entire; front tibiæ more or less dilated, finely toothed; last joint of antennæ oval. XIII. ALPHITOBUS.
- ff.* Epipleuræ abbreviated; color dark reddish-brown.
- g.* Front tibiæ slender; first joint of hind tarsi short; form elongate, subdepressed. THARSUS.
- gg.* Front tibiæ broad, serrate; form broad, subconvex. XIV. ULOMA.
- cc.* Base of thorax margined, the hind angles covering the humeral angles of elytra; front tibiæ slightly dilated, finely denticulate. EUTOCHIA.

### X. TRIBOLIUM McLeay, 1825. (Gr., "thrice pointed.")

Small elongate parallel species having the antennæ slender, the last three joints suddenly dilated to form a flattened club; mentum nearly square with rounded front angles; last joint of maxillary palpi elongate-oval, truncate at apex. Two of the three listed species occur in the State.

#### KEY TO INDIANA SPECIES OF TRIBOLIUM.

- a.* Head not expanded beyond the eyes at the sides; antennal club distinctly three-jointed. (Fig. 561, *f.*) 2318. FERRUGINEUM.
- aa.* Head expanded each side of front of eye; antennal joints gradually broader to tip. (Fig. 561, *c.*) 2319. CONFUSUM.

\*2318 (7463). TRIBOLIUM FERRUGINEUM Fab., Spec. Ins., I, 1781, 324.

Elongate, slender, parallel. Reddish-brown, shining. Thorax one-half wider than long, sides feebly curved, hind angles rectangular; surface finely and rather sparsely and deeply punctate. Elytra with the intervals represented by very narrow, fine raised lines, the striae with rows of minute punctures. Length 4-4.5 mm. (Fig. 561.)

Southern half of State; common in meal, grain and other vegetable products. Hibernates. February 2–November 22. Both this and the next species are commonly known as "flour beetles" or "flour weevils," and "live upon cereal and other seeds and various other stored products, but generally prefer flour and meal and the so-called 'breakfast foods.'" Their eggs are often deposited in the flour in mills, and these and the larvae they produce, being minute and pale in color, readily escape notice; but after the flour has been barreled or placed in bags and left unopened for any length of time the adult beetles make their appearance, and in due course the flour

is ruined, for when the insects have time to propagate they soon convert the flour into a gray, useless mass. A part of the annoyance to purchaser, dealer and manufacturer is due to the fact that

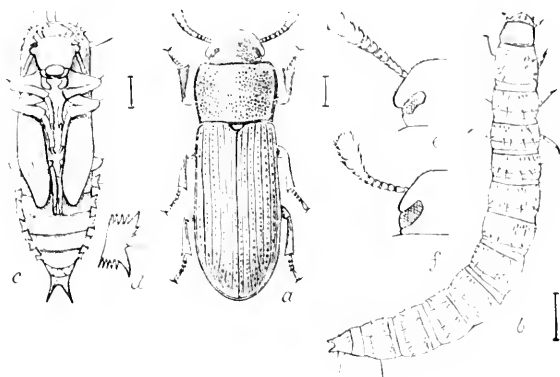


Fig. 561. *Tribolium confusum*; a, beetle; b, larva; c, pupa; d, side lobe of abdomen of pupa; e, head of beetle, showing eye and antenna; f, same of *T. ferrugineum*. (After Cluttenclen in Bull. IV, X, Ser., U. S. Div. Ent.)

the insects are highly offensive, a few specimens being sufficient to impart a disagreeable and persistent odor to the infested substance."

2319 (10,617). *TRIBOLIUM CONFUSUM* Duval, Gen. Col. Eur. Cat., 1868, 181.

Slightly larger, darker and more depressed than *ferrugineum*, from which it can be easily separated only by the characters given in key. Thorax more coarsely and shallowly punctate, with the hind angles more prominent and the basal impressions wholly absent; punctures of elytra less distinct. Length 4.5-5. (Fig. 561.)

Marion, Orange and Vigo counties; frequent. January 17-November 25. On January 17, 1896, I received from Dr. Robert Hessler, of Logansport, Ind., a pillbox of Cayenne pepper in which were a dozen or more adult specimens of this beetle. The box was placed in a drawer of my desk and not opened again until March 20, when the beetles were as lively as ever. On September 14 it was opened for the third time. Two living adults and numerous half-grown larvæ were found therein, together with the uneaten bodies of the dead adults. The pepper being perfectly dry, the question arises: How did the insects secure sufficient moisture to live and flourish when enclosed in so small a box? Both this and the preceding are imported species, and both are occasionally museum pests, preying upon dried insects, etc. The best remedy is the bisulphide of carbon treatment, as described on preceding pages.

XI. *DIEDUS* Lec. 1862. (Gr., "two + swellings.")

Here belongs a single small oblong reddish-brown species having the last two antennal joints suddenly broader, compressed and pilose, the last one being the larger; epipleura entire, as broad at apex as at middle; mentum trapezoidal, narrower behind, its front angles distinct.

\*2320 (7465). *DIEDUS PUNCTATUS* Lec., New Sp. N. Am. Col., I, 1866, 131.

Oblong, convex. Dark reddish-brown, glabrous, shining. Thorax one-third broader than long, scarcely narrowed in front; sides feebly curved, strongly but narrowly margined, hind angles rectangular; surface coarsely, rather sparsely punctate. Elytra each with eight deep, coarsely punctured striae; intervals convex, minutely punctulate; scutellar stria wanting. Length 3-3.5 mm.

Vigo and Crawford counties; scarce. April 12-December 25. Occurs beneath logs and bark of pine.

XII. *CENOCORSE* Thom. 1859. (Gr., "common.")

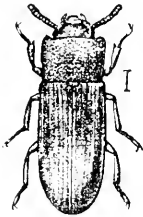


Fig. 562. (After Chittenden in Far Bull 45, U. S. Dep. Agr.)

Small oblong species having the eyes rounded, prominent, entire; antennae rather robust, the joints gradually but feebly enlarged toward tip; first joint of hind tarsi but slightly longer than second and third.

2321 (—). *CENOCORSE RATZBURGI* Wissm., Stett. Ent. Zeit., IX, 1848, 77.

Elongate-oblong, slender, parallel. Reddish-brown, shining. Thorax convex, nearly square, slightly narrowed behind, sides almost straight; surface minutely alutaceous, finely and rather closely punctate. Elytra striate, the sutural and adjacent striae rather deeply impressed, finely and deeply punctate; intervals flat, very minutely and rugosely punctate. Length 3-3.5 mm. (Fig. 562.)

Knox County; rare. May 6. Taken by sifting. Probably occurs throughout the southern third of State. It is known as the "small-eyed flour beetle" and occurs in feed stores, bakeries and other places where cereal products are kept.

An allied species, *Gnathocerus maxillosus* Fab. (Fig. 563), feeds especially on corn and corn meal, and is often injurious in the Southern States. It has been recorded from Cincinnati.

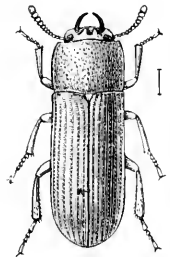


Fig. 563. (After Chittenden in Far Bull 45, U. S. Dep. Agr.)

XIII. *ALPHITROBIUS* Steph. 1832. (Gr., "barley meal : to live in.")

Two medium-sized introduced black or piecous species belong here, one of which has been taken in the State.

2322 (7445). *ALPHITOBUS DIAPERINUS* Panz., Faun. Germ., 1797, 37.

Oblong-oval, subconvex. Black or piceous, shining. Thorax twice as wide as long, sides nearly straight; apex deeply emarginate, front angles prominent, rounded, base bisinuate; surface, as well as that of head, rather finely and sparsely punctured. Elytral striae slightly impressed, finely and shallowly punctate; intervals feebly convex, distinctly punctate, the punctures nearly as large as those of the striae. Length 6.5-7 mm.

Vigo County; scarce. March 7-April 12. Taken from barn where grain was stored. It resembles some of the larger species of *Platydema*, but is easily distinguished by the less prominent eyes and large punctures of elytral intervals.

*Tharsus scditiosus* Lec., elongate, depressed, reddish-brown, shining, length 5 mm., is a southern form which has been recorded from Cincinnati.

#### XIV. *ULOMA* Cast. 1840. (Gr., "destructive.")

Medium-sized, reddish-brown species, easily distinguished by the short epipleurae and dilated and toothed front tibiae. Three species have been taken, while a fourth may occur.

##### KEY TO INDIANA SPECIES OF *ULOMA*.

- a.* Lower edge of front femora grooved for their full length.
- b.* Last joint of antennae rounded at tip.
  - c.* Elytral intervals very minutely and sparsely punctured; middle plate of mentum elongate-oval. 2323. *IMPRESSA*.
  - cc.* Elytral intervals densely punctulate; middle plate of mentum transversely oval. 2325. *PUNCTULATA*.
- bb.* Last joint of antennae oblique, pointed; middle plate of mentum transverse. 2324. *IMBERBIS*.
- aa.* Lower edge of front femora not grooved but with a rather broad pit near the tip. *MENTALIS*.

\*2323 (7481). *ULOMA IMPRESSA* Melsh., Proc. Phil. Acad. Nat. Sci., 111, 1846, 64.

Oblong, subparallel. Chestnut-brown, shining; legs reddish-brown. Front of head with a deep curved impression. Thorax one-third wider than long, as wide at base as elytra; sides feebly curved, hind angles obtuse; surface finely and sparsely punctate, the males with a broad, deep impression behind the middle of the front margin. Elytra almost parallel, rather deeply striate, the striae with punctures on the sides; intervals subconvex, minutely punctulate. Length 11-12 mm.

Throughout the State; frequent. February 14-October 12. Occurs especially beneath the bark of oak and beech.

\*2324 (7482). *ULOMA IMBERBIS* Lec., New Sp. N. A. Col., 1, 1866, 123.

Elongate-oval, subconvex. Piceous or dark reddish-brown, shining. Head as in *impressa*. Thorax one-half wider than long, slightly narrowed in

front of hind angles; sides distinctly curved; surface finely and sparsely punctate. Elytral striae more coarsely punctured than in *impressa*; the intervals more distinctly punctulate. Length 8.5-9 mm.

Throughout the State; common. February 11-October 20. Readily known from *impressa* by its smaller size and form of terminal joint of antennæ.

2325 (7185). *UROMA PUNCTULATA* Lec., New Sp. N. A. Col., I, 1866, 121.

Elongate-oval, subparallel. Uniform pale reddish-brown. Sides of thorax parallel behind the middle. Intervals of elytra finely and densely punctulate. Male with thorax not impressed near apex, and middle tibiae mucronate. Otherwise as in *impressa*, which it closely resembles. Length 7-8.5 mm.

Lake County; scarce. July 21. Occurs beneath bark of pine. Known heretofore only from the Southern States.

*Uroma mentalis* Horn, dark reddish-brown, length 8.5 mm., was described from Texas and Kansas and has been recorded from Cincinnati.

*Eutachia picea* Melsh., black, shining, length 8.5 mm., is said to "occur rather abundantly in the Middle States."

#### Tribe IV. HETEROTARSINI.

Small oval winged species, having the upper surface very coarsely punctate and usually sparsely clothed with erect hairs; head not received in the thorax as far as the eyes, which are large and coarsely granulated; front slightly dilated over the base of the mandibles; epipleuræ narrow, extending to tips of elytra; front coxæ globose; middle ones with a distinct trochantin; hind ones slightly separated; tarsi coarsely pubescent beneath. Three genera are recognized, all of which are probably represented in the State.

#### KEY TO GENERA OF HETEROTARSINI.

- a.* Antennæ gradually thicker toward apex; body pubescent. XV. *ANEDUS*.  
*aa.* Antennæ with the last three joints distinctly larger.  
*b.* Margin of thorax toothed; body pubescent. XVI. *PARATENETUS*.  
*bb.* Margin of thorax simple; body without hairs. PRATEUS

#### XV. *ANEDUS* Blanch. 1845. (Gr., "shameless.")

To this genus, as above limited, belong but two species, one of which occurs in the State.

\*2326 (7188). *ANEDUS BRUNNEUS* Ziegler, Proc. Phil. Acad. Nat. Sci., II, 1814, 15.

Oblong-oval, subdepressed. Dark reddish-brown, sparsely clothed with rather long, erect yellowish hairs; antennæ and legs paler. Head coarsely

punctate and with a rounded elevation above the base of antennae. Thorax twice as wide as long, abruptly narrowed each side in front of hind angles, the latter acute; margins distinct, reflexed; surface coarsely and rather sparsely punctured. Elytra with coarse, deep, irregular punctures. Length 5-5.5 mm.

Throughout the State; frequent in sandy localities beneath bark, logs and stones. Hibernates. March 19-December 25.

XVI. *PARATENETUS* Spin., 1844. (Gr., "close together to extend.")

Small, oval convex brownish species, easily known by the characters given in key. The thorax is narrower than the elytra and has the side margins distinctly toothed. Two species are known from the State, while another may occur.

KEY TO INDIANA SPECIES OF *PARATENETUS*.

- a.* Sides of thorax with five to seven teeth; elytra moderately convex.
- b.* Sides of thorax rounded in front, gradually narrowing behind the middle. PUNCTATUS.
- bb.* Sides of thorax strongly rounded from the front to the hind angles. 2327. FUSCUS.
- aa.* Sides of thorax with three teeth; elytra strongly convex. 2328. GIBBIPENNIS.

*P. punctatus* Spin., reddish-brown, length 3-4 mm., occurs in the Middle and Eastern States, and has been recorded from Cincinnati.

2327 (7491). *PARATENETUS FUSCUS* Lec., Agass. Lake Sup., 1850, 223.

Elongate-oval, convex. Dull reddish-brown, sparsely clothed with fine, silky, yellowish pubescence; club of antennae piceous. Thorax slightly broader than long, convex; surface, as well as that of head, coarsely, densely and confluent punctured. Elytra with sides parallel for three-fourths of their length, thence rounded to apex; surface coarsely, densely and irregularly punctured. Length 2-2.5 mm.

Southern half of State; scarce. May 11-June 20. Taken by sifting dry leaves. Its range is given as "Canada and the States bordering the Great Lakes."

2328 ( - ). *PARATENETUS GIBBIPENNIS* Mots., Bull. Mosc., 1868, 193.

Narrowly oval, strongly convex. Piceous or dark reddish-brown, sparsely pubescent; antennae and legs paler. Thorax convex, sides rounded on apical two-thirds, parallel and a little narrowed toward the base; margins each with three blunt teeth near middle; surface very coarsely and densely punctate. Elytra very strongly convex or gibbous; surface coarsely and rather closely punctate. Length 2-2.5 mm.

Starke and Steuben counties; scarce. June 16–June 17. Sifted from sphagnum moss about the margins of marshes.

*Prateus fuscus* Lec., piceous, shining, strongly punctured, length 3.5 mm., ranges from New York to South Carolina and has been recorded from Cincinnati.

Tribe V. DIAPERINI.

Oval or rounded winged species of medium or small size, having the head received in the thorax as far as the eyes, which are transverse and coarsely granulated; front somewhat dilated at the sides, covering the base of the mandibles; antennæ more or less thickened towards the tip; elytra with narrow epipleuræ; front coxæ transverse, middle ones with distinct trochantin; tarsi pubescent beneath. Six of the eight genera are represented in the State, while a member of another may occur in the northern third.

KEY TO INDIANA GENERA OF DIAPERINI.

- a.* Body broadly oval or elongate-oval; pygidium covered.  
*b.* Eyes emarginate in front; length 3 or more mm.  
*c.* First joint of hind tarsi not longer than second; body broadly oval, strongly convex. XVII. DIAPERIS.  
*cc.* First joint of hind tarsi longer than second.  
*d.* First joint of hind tarsi not longer than second and third together; form elongate-oval; length 3–3.5 mm. XVIII. ARRHENOPTA.  
*dd.* First joint of hind tarsi longer than second and third together.  
*e.* Epipleuræ entire; process between the hind coxæ acute.  
*f.* Last joint of maxillary palpi broadly triangular; body broadly oval, strongly convex; length 4 or more mm. XIX. PLATYDEMA.  
*ff.* Last joint of maxillary palpi elongate triangular; form elongate-oval; length less than 3 mm. XX. PHYLETIUS.  
*cc.* Epipleuræ short; intercoxal process truncate; thorax narrower at base than elytra; color greenish-bronzed, shining. SCAPHIDEMA.  
*bb.* Eyes not emarginate; last five joints of antennæ forming a loose club; length less than 3 mm. XXI. PENTAPHYLLUS.  
*aa.* Body cylindrical; pygidium exposed; length less than 4 mm. XXII. HYPOPHLEUS.

XVII. DIAPERIS Geoff. 1762. (Gr., "through + to pass.")

To this genus as limited above belong two species, one of which is common in the State.



2320 (7506). *DIAPERIS MACULATA* Oliv., Encyc. Meth., VI, 1791, 273.

Broadly oval, convex. Black; head between the eyes and elytra, in great part, orange-red; the latter being marked with black as follows: a sutural line not reaching scutellum and wider on apical half, a rounded spot on middle of basal third and another elongate and smaller one near the margin, a large irregular spot on apical half reaching from margin nearly to sutural line. Thorax nearly three times as wide as long, finely and sparsely punctate. Elytra with rows of rather fine, feebly impressed punctures; intervals flat, minutely and sparsely punctulate. Length 6-6.5 mm. (Fig. 564.)

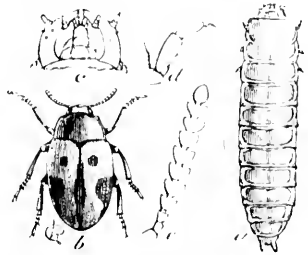


Fig. 564. a, larva; b, beetle; c, under side of head of larva; d, leg of same; e, antenna of beetle. (After Riley.)

Throughout the State; common and gregarious beneath bark, especially that of elm, and in fungi. March 16-September 9.

### XVIII. *ARRHENOPLITA* Kirby, 1837. (Gr., "strong-weapon.")

Small elongate-oval, bluish or greenish species, having the epipleurae abbreviated and the males (in our species) armed with two short horns on clypeus and two longer ones on vertex. Two of the three recognized species occur in the State. Formerly listed under *Hoploccephala*.

2330 (7508). *ARRHENOPLITA VIRIDIPENNIS* Fab., Syst. Eleut., II, 1801, 586.

Elongate-oval. Thorax, legs and under surface, except abdomen, orange-red; head, abdomen and apical half of antennae piceous; elytra green or blue, with metallic lustre. Thorax nearly three times as wide as long, sides feebly curved, hind angles rounded, surface finely and rather sparsely punctate. Elytra finely striate-punctate; intervals nearly flat, minutely punctulate. Length 3-3.5 mm.

Posey County; scarce. April 13. Taken from beneath bark of fungus covered log. Probably throughout the southern third of State.

\*2331 (7509). *ARRHENOPLITA BICORNIS* Oliv., Ent., III, 1795, 55.

Differs from the preceding in having the whole upper surface bluish-green, the thorax sometimes varying to brownish; under surface, except prosternum, usually piceous. Elytral striae more coarsely punctate. Length 3-4 mm.

Throughout the State; very common on fungi of various kinds. Hibernates. February 25-October 11. The head of female in both species is wholly devoid of horns or tubercles.

## XIX. PLATYDEMA Lap. 1831. (Gr., "broad-body.")

Small or medium-sized, broadly oval convex species having the first joint of hind tarsi longer than the two following together; epipleuræ entire; mesosternum concave; last joint of maxillary palpi broadly triangular, its inner and outer sides nearly equal; intercoxal process of abdomen triangular, acute. They occur especially on fleshy fungi about the bases of stumps or trees or beneath bark. About 16 species are known from the United States, ten of which are known from Indiana, while another may occur.

## KEY TO INDIANA SPECIES OF PLATYDEMA.

- a.* Head with horns or tubercles; front concave.
- b.* Upper surface black, shining. 2332. EXCAVATUM.
- bb.* Upper surface piceous or dark reddish-brown, opaque. 2333. ERYTHROCERA.
- aa.* Head without tubercles or horns.
- c.* Thorax dull red, elytra black. 2334. RUFICOLLE.
- cc.* Thorax and elytra black.
- d.* Surface opaque.
- e.* Elytra without red spots.
- f.* Antennæ wholly pale. 2335. RUFICORNE.
- ff.* Antennæ black, three basal joints pale. 2336. FLAVIPES.
- cc.* Elytra each with an oblique red spot on basal half. 2337. ELLIPTICUM.
- dd.* Surface shining black.
- g.* Prosternum horizontal, its apex prominent.
- h.* Head with distinct transverse groove and frontal impression. AMERICANUM.
- hh.* Head without transverse impression.
- i.* Thorax very sparsely punctured. 2338. LEVIPES.
- ii.* Thorax and intervals of elytra densely punctured. 2339. MEXANS.
- gg.* Prosternum convex between the coxæ, its apex deflexed and obtuse.
- j.* Elongate-oval; black with a bronzed tinge; smaller, not over 5 mm. 2340. PICILABRUM.
- jj.* Broadly oval; larger, 6-7 mm. 2341. SURCOSTATUM.

\*2332 (7510). PLATYDEMA EXCAVATUM Say, Journ. Phil. Acad. Nat. Sci., III, 1824, 267; *ibid.* II, 157.

Broadly oval, convex. Black, shining; antennæ and legs reddish-brown, the latter sometimes piceous. Head of male with two parallel, prominent, cylindrical horns between the eyes; front deeply concave between the bases of the horns; head of female with tubercles instead of horns. Thorax more than twice as wide as long, narrowed from base to apex, surface finely and sparsely punctate. Elytra with rather finely punctured striae; intervals feebly convex, minutely punctured. Length 4.5-5.5 mm.

Throughout the State; common. January 11-October 14.

2333 (7512). *PLATYDEMA TRYPHOCERA* Lap., Ann. Sci. et Nat., XXIII, 1831, 355.

Broadly oval, subconvex. Above piceous, opaque, often with a purplish tinge; under surface and apical half of a lumen brownish; legs reddish-brown. Head and thorax as in *caerulatum*. Elytral striae less deep, more coarsely punctured; intervals flat, smooth. Length 3.5-4 mm.

Putnam, Vigo and Posey counties; scarce. May 11-October 9.

2334 (7513). *PLATYDEMA RUFICORNIS* Lap., Ann. Sci. et Nat., XXIII, 1831, 375.

Oval, convex. Black or dark reddish-brown, subopaque; thorax, antennae and legs dull red. Head minutely punctured. Thorax nearly three times as wide as long, base bisinuate, apex deeply emarginate; surface finely and sparsely punctate. Elytral striae rather deep and coarsely punctured; intervals flat or nearly so, smooth. Length 3-4.5 mm.

Lake, Posey and Perry counties; rare. April 21-September 27.

\*2335 (7514). *PLATYDEMA RUFICORNIS* Sturm Cat., 1826, 68.

Very broadly oval. Black, opaque or piceous, with a purplish tinge; under surface and legs dark brownish-yellow; antennae wholly pale reddish-yellow. Thorax more than twice as wide at base as long, thence regularly narrowed to apex; surface very finely and sparsely punctate. Elytra finely striate, the striae with small, rather closely placed punctures; intervals flat, very minutely punctulate. Length 4-5.5 mm.

Throughout the State; very common on fleshy fungi and beneath bark. Hibernates. March 12-December 8.

2336 (7515). *PLATYDEMA FLAVIPES* Fab., Syst. Eleul., II, 1801, 567.

Resembles *ruficornis* but more elongate. Black or piceous, opaque; antennae black except the three basal joints, which, with under surface and legs, are reddish-brown. Thorax feebly and sparsely punctate at middle, more densely and coarsely on sides. Elytral punctures coarser than in *ruficornis*; intervals feebly convex and with more evident punctures. Length 4-5 mm.

Clark and Posey counties; rare. May 5-September 25.

2337 (7518). *PLATYDEMA ELLIPTICUM* Fab., Syst. Eleul., II, 1801, 566.

Elongate-oval. Black, opaque; elytra each with an oblique, very irregular reddish spot, extending from humerus to suture. Thorax finely and rather sparsely punctate. Elytra finely striate, the striae with fine distant punctures. Length 5.5-7 mm.

Southern half of State; frequent. March 20-October 14. Occurs beneath bark on fungus covered logs.

*P. americanum* Lap., length 5-6.5 mm., is said by Horn to be abundant in the "Northern States and Canada."

2338 (7521). *PLATYDEMA LEVIPES* Hald., Journ. Phil. Acad. Nat. Sci., I, 1842, 101.

Rather broadly oval. Black or piceous, shining; elytra often brownish; antennæ and legs reddish-brown. Thorax about three times as wide at base as long, feebly narrowed from base to apex; surface faintly alutaceous, very finely and sparsely punctate. Elytra deeply striate, the striae with fine, not closely placed punctures; intervals subconvex, minutely punctulate. Length 5.6 mm.

Fountain, Vigo, Crawford and Posey counties; scarce. April 14–July 9.

2339 (7523). *PLATYDEMA MEXANS* Horn, Trans. Amer. Phil. Soc., XIV, 1870, 383.

Broadly oval. Black or piceous black, strongly shining; antennæ and tibiae pale reddish-brown, femora darker. Thorax more than twice as wide at base as long, sides nearly straight and converging from base to apex; surface rather densely and finely punctured and with a small impression each side at base. Elytra with rows of moderately coarse punctures; intervals rather densely and finely punctured. Length 3.35 mm.

Lawrence County; scarce. July 29. Several specimens were taken from decaying fleshy fungi. Resembles the female of *excavatum* in color and form, but easily distinguished by the lack of tubercles and more dense punctuation. Known heretofore only from the Gulf States.

\*2340 (7524). *PLATYDEMA PICULABRUM* Melsh., Proc. Phil. Acad. Nat. Sci., III, 1846, 62.

Oblong-oval. Black with a brassy or greenish tinge; antennæ and legs reddish-brown. Head with a shallow transverse groove in front of eyes. Thorax two and a half times as wide as long, surface densely and rather coarsely punctate, and with a large shallow fovea each side near base. Elytral striae rather deep, marked with coarse punctures; intervals flat, finely but distinctly punctulate. Length 4.5–5.5 mm.

Putnam, Vigo and Posey counties; scarce. March 4–November 7. Occurs especially beneath bark of elm. The oblong form, brassy lustre and larger impressions at base of thorax serve to distinguish this form from all its allies.

\*2341 (7025). *PLATYDEMA SUBCOSTATUM* Lap., Ann. Sci. Nat., XXIII, 362.

Broadly oval. Black, shining; antennæ reddish-brown; legs darker, almost piceous. Head with a transverse impression in front of eyes. Thorax three times as wide as long, sparsely and finely punctate. Elytral striae feeble, the punctures fine; intervals flat, minutely punctulate. Length 5.5–6.5 mm.

Throughout the State; common. January 11–October 23.

## XX. PHYLETHUS Meg. 1821. (Gr., "member of a tribe.")

Small oval species having the last joint of the maxillary palpi elongate triangular, its outer side much the longer; epipleurae entire; prosternum not produced. The males are smaller than the females and have the front of head marked with three deep grooves and two ridges, the clypeus with a median impression and an elevation each side. One species occurs in the eastern United States, including Indiana.

2342 (7526). PHYLETHUS BRASCIATUS Say, Journ. Phil. Acad. Nat. Sci., III, 1821, 268; *ibid.* II, 158.

Elongate-oval. Reddish-brown, antennae and legs paler; elytra dull yellow, with the suture, a broad band near middle and a narrower one near apex, dark brown or blackish. Thorax twice as wide as long, convex, the surface finely and densely punctate. Elytra with feebly impressed, finely punctured striae; intervals flat, densely punctulate. Length 2.25 mm.

Lake, Marion, Lawrence and Vigo counties; scarce. May 29–October 19. Occurs beneath bark and in fungi.

*Scaphidema uncolum* Lec., dull greenish-bronzed, shining, length 3.5–4.5 mm., is a boreal species which may occur in northern Indiana.

## XXI. PENTAPHYLLUS Meg. 1821. (Gr., "five-leaf.")

Small oval brownish species, having the eyes entire and the front tibiae not dilated. The males have two small blunt tubercles on the front between the eyes. One of the two species occurs in the State.

2343 (7538). PENTAPHYLLUS PALLIDUS Lec., New Sp. N. Amer. Col., I, 1866, 126.

Elongate-oval, convex. Uniform pale reddish-brown, minutely pubescent with yellowish hairs. Thorax as wide at base as elytra, thence feebly narrowed to apex, hind angles obtuse; surface very finely and closely punctate. Elytra not striate, the punctures fine, irregular and rather dense. Length 2.5 mm.

Marion, Monroe, Dubois and Spencer counties; scarce. May 12–June 12. Taken by sifting the debris of beech and maple stumps.

## XXII. HYPOPHYLÆUS Fab. 1790. (Gr., "under-bark.")

Small subcylindrical species, having the antennae gradually thickened; tibiae somewhat broadened; epipleurae short. Two species have been taken in the State, while two others may occur.

## KEY TO INDIANA SPECIES OF HYPOPHILEUS.

- a.* Thorax regularly convex.  
*b.* Thorax emarginate in front, its front angles distinct; color uniform pale reddish-brown. 2344. PARALLELUS.  
*bb.* Thorax truncate in front, its front angles obtuse.  
*c.* Disk of thorax finely and sparsely punctate; upper surface bi-colored. 2345. THORACICUS.  
*cc.* Disk of thorax with longitudinal wrinkles; upper surface uniform dark brown; length 3.8 mm. RUGOSUS.  
*aa.* Thorax depressed with a broad longitudinal excavation; head and thorax reddish-brown, elytra blackish; length 3.8 mm. CAVUS.

2344 (7532). *HYPOPHILEUS PARALLELUS* Mels., Proc. Phil. Acad. Nat. Sci., III, 1846, 63.

Elongate, subcylindrical, parallel. Uniform reddish-brown, shining. Thorax as long as wide, front angles prominent, acute, hind ones rounded; surface finely, rather closely punctate. Elytra not striate, the punctures fine and rather dense. Length 3.5-4 mm.

Lake County; scarce. July 23. Occurs beneath bark. Ranges from Canada to Arizona.

2345 (7535). *HYPOPHILEUS THORACICUS* Melsh., Proc. Phil. Acad. Nat. Sci., III, 1846, 63.

Elongate, subcylindrical, convex. Reddish-brown; elytra black, sparsely pubescent with erect yellowish hairs. Thorax slightly longer than wide, sides almost straight, angles all rounded; surface finely and sparsely punctate. Elytra little more than twice as long as thorax; sparsely and finely punctured. Length 3-3.5 mm.

Marion County; rare. July 11. Occurs from Canada to Georgia.

*H. cavus* Lee, was described from Kentucky and *H. rugosus* Dury from Cincinnati. Both probably occur in the southern third of the State.

## Tribe VI. BOLETOPHAGINI.

Oblong, opaque, winged species having the surface roughened with tubercles; head received in thorax as far as eyes, which are coarsely granulated, deeply emarginate and with a large groove beneath them for the reception of the base of the antennæ; epipleura narrow; front coxæ transverse middle ones with a small but distinct trochantin; hind coxæ well separated, the intercoxal process triangular; tarsi pubescent beneath, the last joint longer than the others united. Two genera are known, both being represented in the State. The species occur on woody fungi which grow on the sides of trees or stumps or beneath bark.

## KEY TO GENERA OF BOLETOPHAGINI.

- a.* Antennae 10-jointed; eyes not entirely divided. XXIII. BOLETOTHERES  
*aa.* Antennae 11-jointed; eyes completely divided. XXIV. BOLETOPHAGUS.

## XXIII. BOLETOTHERES Candeze, 1861. (Gr., "fungus to hurt.")

In this genus the males have two horns, slightly curved and broader at tip, projecting forward from the thorax, and a short horn, bilid at tip, on the clypeus. The females have the thorax strongly tuberculate. One species is known.

2346 (7540). BOLETOTHERES BIFURCUS Fab., Ent. Syst. Suppl. I, 1798, 40.

Oblong, robust. Black or brownish-black, opaque. Thorax three times as broad as long, margins broadly flattened and serrate with rounded teeth; the disk with horns or tubercles as above mentioned. Elytra each with four rows of large, irregular tubercles with smaller ones on the intervals. Length 10-11.5 mm. (Fig. 565.)

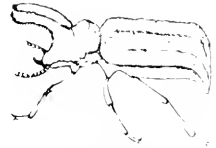


Fig. 565. X 2.  
(After Emmons.)

Throughout the State; frequent. May 4-October 17. When disturbed they feign death, their form and roughened surface blending with the irregularities on the surface of the fungi in such a manner as to render the beetles almost invisible.

## XXIV. BOLETOPHAGUS Hlig, 1798. (Gr., "fungus + eating.")

Two species are known from the eastern United States, both of which probably occur in Indiana, though but one has as yet been taken. The head and thorax are not horned in either sex.

## KEY TO SPECIES OF BOLETOPHAGUS.

- a.* Thoracic disk with numerous tubercles; the margin strongly crenulate and deeply notched in front of hind angles. 2347. CORTICOLA.  
*aa.* Disk of thorax coarsely punctured, not tuberculate; sides regularly rounded, not crenulate. DEPRESSUS.

2347 (7541). BOLETOPHAGUS CORTICOLA Say, Journ. Phil. Acad. Nat. Sci., V, 1826, 239; *ibid.*, I, 115.

Oblong, robust. Black or brownish-black, opaque. Head with sides prominent, the surface granulate. Thorax three times as broad as long, deeply emarginate in front; surface with numerous granules or small tubercles. Elytra with rows of widely interrupted elevated lines or elongate tubercles, with smaller ones in the intervals. Length 8-8.5 mm.

Lake County; scarce. May 28. Taken from beneath bark of birch and pine.

*B. depressus* Rand., color of *cuticola*, elytra finely costate, intervals with a single row of coarse punctures, length 5–7.5 mm., is said to occur in the Eastern and Middle States and Canada.

Tribe VII. HELOPINI.

In this and the following tribes the front of head is separated from the labrum by a short transverse clypeus of leather-like texture. The present tribe is composed of medium-sized oblong or oval species having the head immersed in thorax almost to eyes, the latter transverse, emarginate and coarsely granulated; antennæ gradually thickened from base to apex; front coxæ rounded, middle ones with distinct trochantin; hind coxæ narrowly separated, the intercoxal process triangular; tarsi pubescent beneath, front and middle ones of males usually dilated. The tribe is represented by the single genus:

XXV. HELOPS Fab. 1775. (Gr., "a nail + face.")

Dark metallic species, usually with a strong lustre. About 35 are known, chiefly from the West and Southwest. But three have been taken in the State, though two others perhaps occur.

KEY TO INDIANA SPECIES OF HELOPS.

- a.* Inner wings present.
  - b.* Side margins of thorax not undulated.
    - c.* Elytra finely striate; intervals finely and sparsely punctured; apex of last ventral segment with a depression. 2348. MICANS.
    - cc.* Elytral striae deep; intervals convex, almost without punctures; apex of last ventral without depression. VENUSTUS.
  - bb.* Side margins of thorax undulate; form narrower and less convex; elytral striae deep. 2349. AMERICANUS.
- aa.* Inner wings absent.
  - d.* Side pieces of prosternum with numerous shallow grooves. 2350. AREUS.
  - dd.* Side pieces of prosternum coarsely punctured. CISTELOIDES.

2348 (7546). HELOPS MICANS Fab., Syst. Eleut., I. 1801, 157.

Elongate-oval, convex. Blackish-bronzed, shining; elytra with indistinct bluish and greenish-metallic stripes. Antennæ slender, half the length of body, the three outer joints shorter. Thorax one-half broader than long, emarginate in front, margins feebly sinuate, angles rectangular; surface coarsely, rather closely and irregularly punctate. Elytral striae fine, indistinctly punctate; intervals flat, finely and sparsely punctate. Apex of last ventral with a broad hairy depression in male; a longitudinal and narrow one in female. Length 10–17 mm.



Throughout the State; frequent. April 9-June 30. Occurs in colonies beneath loose bark of old snags, especially those of red and black oak. Our most brilliant member of the family.

*H. venustus* Say, color of *micans*, length 9-9.5 mm., is said by Horn to be "not abundant in the Middle and Southern States."

2349 (7548). *HELOPS AMERICANUS* BEBBY., Ins. Afr. et Amer., 1805, 122.

Elongate-oblong. Black, bronzed. Antennae with terminal joints less compressed than in *micans* and scarcely shorter than those preceding. Thorax almost twice as wide as long, margins distinctly undulate, angles rectangular; surface coarsely and densely punctate and with a small depression each side near base. Elytra rather deeply striate; intervals subconvex, sparsely but distinctly punctate. Length 10.5-13 mm.

Dubois and Crawford counties; scarce. May 15-May 19.

2350 (7565). *HELOPS JERES*'s Germar., Insect. Sp. Nov., 1824, 159.

Short, oval, strongly convex. Blackish-bronzed, shining. Antennae with last three joints subequal and shorter than those preceding. Thorax convex, one-half broader than long; front angles subacute, surface densely and equally punctured. Elytra with rows of fine, scarcely impressed punctures; intervals flat, smooth. Length 7-9 mm.

Throughout the western half of State; common beneath bark. April 5-June 14. Gregarious. Resembles *Meracantha contracta* in form, but much smaller. Easily distinguished by the numerous grooves on under side of thorax.

*H. cistloides* Germ., elytra bronzed, with rows of fine punctures, intervals flat, smooth, length 10-12.5 mm., is a southern species which has been recorded from Cincinnati.

#### Tribe VIII. MERACANTHINI.

Ovate, strongly convex wingless species, having the head received in the thorax nearly to the eyes, which are large, transverse and emarginate; sides of head dilated over the base of antennae and obliquely elevated; antennae long and slender, the outer joints very slightly thicker; last joint of palpi strongly hatchet-shaped; front coxae rounded, middle ones with distinct trochantin, hind ones widely separated; front femora armed on under side with an obtuse tooth. The tribe is represented by a single genus and this in turn by a single species, which occurs east of the Mississippi River.

XXVI. *MERACANTHA* Kirby 1837. (Gr., "thigh + spine.")

2351 (7578). *MERACANTHA CONTRACTA* BEBBY., Ins. Afr. et Amer., 1805, 122.

Broadly ovate, robust, strongly convex. Blackish-bronzed; antennae and legs piceous. Thorax subquadrate, convex, coarsely, irregularly and rather

closely punctate. Elytral striae feebly impressed, rather finely punctured; intervals almost flat, thickly punctulate. Length 11-13 mm.

Throughout the State; frequent. May 18-September 18. Occurs singly beneath legs and bark, especially that of oak.

#### Tribe IX. STRONGYLINI.

Elongate, rather slender, convex species, having the head dilated on the sides, the eyes and antennæ as in the preceding tribe; hind coxæ narrowly separated; inner wings present. The tribe is comprised of the single genus:

#### XXVII. STRONGYLUM Kirby, 1837. (Gr., "round.")

This genus, as characterized above, is represented by six species, two of which have been taken in the State.

##### KEY TO INDIANA SPECIES OF STRONGYLUM.

- a.* Thorax as long as wide, without a median groove. 2352. TENUICOLLE.  
*aa.* Thorax broader than long, with a shallow median groove. 2353. TERMINATUM.

2352 (7579). *STRONGYLUM TENUICOLLE* Say, Journ. Phil. Acad. Nat. Sci., V, 1826, 211; *ibid.* 11, 306.

Elongate, convex. Brownish-black or piceous, shining; last joint of antennæ yellowish. Thorax subcylindrical, narrower than elytra, as long as or slightly longer than wide; sides feebly curved, surface finely and rather closely punctured. Elytra with deeply impressed punctured striae; intervals convex, smooth. Length 14 mm.

Lake County; scarce. July 16-July 21. Taken at Hessville and Lake beneath bark of pine.

2353 (7580). *STRONGYLUM TERMINATUM* Say, Journ. Phil. Acad. Nat. Sci., III, 1824, 267; *ibid.* 11, 157.

Elongate, parallel, convex. Blackish-brown; last joint of antennæ yellow. Thorax broader than long, front angles rounded; surface finely, rather closely and irregularly punctured. Elytra as in *tenuicolle*. Length 11-12 mm.

Putnam and Crawford counties; scarce. June 28-July 1.

#### Family LVI. CISTELIDÆ.

##### THE COMB-CLAWED BARK BEETLES.

This family embodies in North America about 100 known species of brownish beetles without spots, which live, for the most part, beneath bark or on flowers and leaves. In form they are usually elongate-oval, quite convex, and clothed above with minute hairs which give a silken gloss to the surface. Although closely allied to the Tenebrionidæ, they are readily separated by the comb-like or pectinate tarsal claws.

In addition to the above-mentioned characters, the members of the family have the maxillary palpi 4-jointed and often long and much dilated; head suddenly but moderately narrowed behind the eyes, which are usually large, transverse and emarginate; clypeus not distinct, labrum prominent, mandibles short; antennae long, more or less serrate, 11-jointed, the joints, except three or four of the basal ones, studded with large circular, sparsely placed pits or pores; thorax with the side margins obvious; mesosternum short, the side pieces reaching the coxal cavities; metasternum long; elytra rounded at tips; abdomen with five or six ventral segments, the third and fourth of which are prolonged backwards and with their hind margins leather-like; middle coxae with distinct trochantins; hind coxae transverse, not widely separated, the intercoxal process in the Indiana genera being narrow, acute and angulate; tarsi often lobed beneath, the front and middle ones five-jointed, the hind ones 4-jointed.

The name of the family is derived from that of the typical genus *Cistela*, which is a diminutive of the Greek *kiste*, a "little box or chest," and probably refers to the form of the insects. The larvae, as far as known, somewhat resemble wire-worms in shape, live in rotten wood and have no special economic importance.

The principal literature treating of the North American forms is as follows:

*LeConte*.—"Synoptic table of the genus *Hymenorus*," in *New Sp. N. Am. Col.*, I, 1866, 135.

*LeConte*.—"Synoptic table of species of *Mycetochares*," in *Proc. Amer. Phil. Soc.*, XVII, 1878, 616-617.

*Casey*.—"Synopsis of the Cistelidae of the U. S.," in *Ann. N. Y. Acad. Sci.*, VI, 1891, 69-170.

Casey in his Synopsis recognizes 14 genera as belonging to the family. Of these representatives of seven have been taken in Indiana, while those of another perhaps occur.

#### KEY TO INDIANA GENERA OF CISTELIDÆ.

- a*. Tarsi lobed beneath.
- b*. Head in repose resting against the prosternum and coxæ, the former strongly slanting downward in front of the coxæ. I. *ALLECULA*.
- bb*. Head in repose free, the prosternum longer and less slanting in front of coxæ; thorax rounded at apex, its hind angles rectangular; body oblong and parallel. II. *HYMENORUS*.
- aa*. Tarsi not lobed beneath.
- c*. Last joint of maxillary palpi elongate, triangular; mandibles distinctly notched at apex, their tips acute and subequal; antennae more or less compressed and serrate. III. *CISTELA*.

cc. Last joint of maxillary palpi broad, triangular.

d. Third joint of antennæ nearly or fully equal to fourth.

c. Form oval; punctuation and pubescence usually minute and dense; front tarsi as long as the tibiæ; antennæ slender.

IV. ISOMIRA.

cc. Form oblong, subparallel; punctuation and pubescence generally coarse and sparse; front tarsi shorter than the tibiæ; antennæ shorter and stouter, the joints obconical.

V. MYCETOCILARES.

dd. Third joint of antennæ always distinctly shorter than fourth, but longer in the female than in the male.

f. Mandibles emarginate or truncate at apex; front tarsi more or less dilated in the male.

g. Legs short, the tarsi distinctly shorter than tibiæ; mandibles obliquely truncate at apex, feebly and obtusely bilobed.

ANDRIMUS.

gg. Legs long and slender, the tarsi as long as the tibiæ; mandibles deeply notched at apex, the lobes acute and subequal.

VI. CAPNOCHIROA.

ff. Mandibles acute at tip; front tarsi of male not dilated, but elongate and distorted; antennæ long and filiform.

VII. ANDROCHIRUS.

## I. ALLECULA Fab. 1801. (L., "by another way.")

Oblong-oval species, gradually pointed behind, and having the tarsal lobes, especially the one on the next to the last joint, highly developed; apical side of last joint of maxillary palpi longer than the outer side; punctures of elytral striae finer toward apex. One species has been taken in the State, while another may occur in the northern counties.

### KEY TO INDIANA SPECIES OF ALLECULA.

a. Larger, 9-10 mm.; eyes of female separated by about one-half their width, those of male not quite contiguous. 2354. PUNCTULATA.

aa. Smaller, not over 8 mm.; eyes of female separated by fully their own width. ATRA.

2354 (7589). ALLECULA PUNCTULATA Melsh., Proc. Phil. Acad. Nat. Sci., III, 1846, 59.

Elongate-oval. Dark chestnut-brown to black, sparsely clothed with fine yellowish pubescence; antennæ and tarsi reddish-brown. Thorax one-half wider than long, sides distinctly converging and nearly straight from base almost to apex, hind angles rectangular, base broadly and deeply sinuate; surface coarsely and rather sparsely punctate and with a faint basal fovea each side. Elytra scarcely wider than base of thorax, gradually narrowed from middle to apex; surface deeply striate, the striae with coarse, rather distant punctures; intervals subconvex, distinctly punctate. Male

narrower than female and with four basal joints of front tarsi strongly lobed beneath. Female with three basal joints of front tarsi simple, the fourth strongly lobed. Length 9-10 mm.

Throughout the State; scarce. June 12-August 11. Occurs on dry twigs and beneath bark.

*A. atra* Say, black, shining, tarsi paler, length 7.5 mm., is a member of the Alleghanian fauna.

## II. HYMENORUS Muls. 1851. (Gr., "membrane + margin.")

Smaller oblong or oval species, having the last joint of maxillary palpi in the form of a right angled triangle with the apex and outer sides subequal in length; lobes of the tarsal joints less developed than in *Allecula*, the front and middle tarsi never having more than two joints lobed and the hind tarsi with but one. Seven species have been recognized from Indiana, while another may occur.

### KEY TO INDIANA SPECIES OF HYMENORUS.

- a.* Thorax sparsely and usually rather finely punctured; upper surface shining.
- b.* Third antennal joint of male equal or subequal in length to fourth.
- c.* Elytral striae obsolete toward the apex.
- d.* Elytra with a large reddish spot each side at base; length 4.5 mm.  
UCMERALIS.
- dd.* Elytra uniform in color throughout.
- c.* Femora dark brown, tibiae and tarsi paler; antennae one-half as long as body; larger, 7-8 mm. 2355. PILOSUS.
- cc.* Femora reddish-yellow, tibiae darker; antennae two-fifths the length of body; smaller, 5-6 mm. 2356. NIGER.
- cc.* Elytral striae distinct to apex; antennae and legs reddish-brown. 2357. MELSEHEIMERI.
- bb.* Third antennal joint of male distinctly shorter than fourth.
- f.* Antennae fully one-half as long as body, the third joint of male two-thirds the length of fourth; thorax narrower than base of elytra, coarsely punctured. 2358. PERFORATUS.
- ff.* Antennae shorter, about two-fifths the length of body, the third joint of male but slightly longer than second; thorax at base equal in width to elytra. 2359. OBSCURUS.
- aa.* Thorax densely and rather coarsely punctured; upper surface less shining.
- g.* Antennae stout, third and fourth joints subequal; eyes large in male, separated by a distance less than one-third their width; piceous-black throughout. 2360. DISCRETUS.
- gg.* Antennae slender, third joint distinctly longer than fourth; eyes smaller, always separated by more than half their width; elytra piceous or dark reddish-brown, the head and thorax usually darker. 2361. DENSUS.

*H. humeralis* Lec., piceous, antennæ fuscous, legs pale yellow, was described from Kentucky and has been recorded from Cincinnati.

2355 (7594). HYMENORUS PILOSUS Melsh., Proc. Phil. Acad. Nat. Sci., III, 1846, 58.

Oblong-oval. Dark reddish-brown to piceous, shining; antennæ, tibiæ and tarsi paler. Eyes separated by more than their own width. Thorax as wide at base as elytra, nearly twice as wide as long, the sides rounded into apex; hind angles rectangular; surface strongly sloping on the sides, rather coarsely, deeply and sparsely punctate, with a shallow transverse impression each side near base and another in front of scutellum. Elytra nearly four times as long as thorax, the sides parallel; surface with rows of scarcely impressed punctures; intervals feebly convex, sparsely and finely punctate, rugulose near the apex. Length 7-8 mm.

Throughout the State; frequent. May 16–August 10. Occurs on and beneath the bark of the black willow, *Salix nigra* Marsh.

2356 (7594). HYMENORUS NIGER Melsh., Proc. Phil. Acad. Nat. Sci., III, 1846, 59.

Elongate-oval, rather slender and parallel. Black or piceous, shining; femora pale, antennæ and tarsi piceous; pubescence ash-gray and rather fine. Eyes separated by a distance equal to their width. Thorax three-fifths wider than long, sides straight and parallel almost to middle, thence rounded into apex; surface finely and sparsely punctate, without impressions near the base. Elytra not wider than thorax, their sides parallel and nearly straight; surface with rows of small, deep punctures, which are impressed only on basal half and become obsolete near apex; intervals finely, deeply and sparsely punctate. Length 5.3-6 mm.

Throughout the State; frequent. June 2–July 6. Occurs on the dead branches of oak.

2357 (10,642). HYMENORUS MELSEHEMERI Casey, Ann. N. Y. Acad. Sci., VI, 1891, 92.

Elongate-oblong, parallel. Piceous black above; antennæ and legs pale reddish-brown. Eyes separated by slightly more than their own width. Antennæ short, stout, not more than one-third as long as body. Thorax nearly twice as wide as long, sides parallel and feebly curved beyond middle, thence broadly rounded into apex; surface finely, sparsely and deeply punctate and with a faint impression on middle of base. Elytra equal to thorax in width, sides parallel, nearly straight; disk with impressed rows of fine, rather distant punctures; intervals minutely and sparsely punctate. Length 7-8 mm.

Lake and Kosciusko counties; rare. July 12–July 21. Described from Michigan.

2358 (10,644). *HYMEXORUS PERFORATUS* Casey, Ann. N. Y. Acad. Sci., VI, 1891, 95.

Elongate-oblong. Dark piccons-brown, shining; legs and antennae slightly paler; pubescence pale, rather coarse, semi-erect. Eyes separated by about their own width in males. Antennae one-half as long as body, the joints very coarsely pitted. Thorax three-fourths wider than long, sides broadly curved into apex; surface coarsely and deeply punctate and without basal impressions, the punctures separated by twice their own diameters. Elytra one-fifth wider than thorax and about four times as long, sides parallel and nearly straight; disk with rather strongly impressed rows of coarse, deep punctures; intervals subconvex, finely, sparsely and unevenly punctured. Length 7-8 mm.

Kosciusko, Marion and Vigo counties; scarce. June 2-July 5. Occurs on leaves of maple. Described from Pennsylvania, Indiana and North Carolina.

2359 (7592). *HYMEXORUS OBSCURUS* Say, Journ. Phil. Acad. Nat. Sci., V, 1827, 242; *ibid.*, II, 307.

Oblong-oval, strongly convex. Pale reddish to blackish-brown, shining, sparsely clothed with grayish-yellow pubescence; antennae, legs and abdomen reddish-brown. Eyes separated by about their own width in both sexes. Antennae with third joint equal to fourth in female, one-half as long in male. Thorax one-half wider than long, almost semicircularly rounded in front; disk rather finely, deeply and sparsely punctate, with faint impressions each side and at middle near base. Elytra with sides almost parallel; disk with rows of strongly impressed, small, rounded punctures; intervals closely punctate in female, more sparsely so in male. Length 6-7 mm.

Hamilton, Marion and Vigo counties; scarce. May 30-June 27. Taken on leaves of thorn and beneath logs.

2360 (10,657). *HYMEXORUS DISCRETUS* Casey, Ann. N. Y. Acad. Sci., VI, 1891, 105.

Oblong-subparallel. Piccons black, feebly shining; antennae, legs and apical portion of abdomen reddish-brown; pubescence rather coarse, sparse and semi-erect. Eyes of male separated by less than one-fourth their width; of female by two-fifths their width. Antennae notably stout, two-fifths as long as body. Thorax nearly twice as wide as long, the apex broadly curved and continuous with the sides; widest one-third from base, broadly flattened near hind angles, which are obtuse; surface coarsely and densely punctate, faintly impressed each side near base. Elytra equal in width to thorax, sides parallel in basal two-thirds; surface with feebly impressed rows of rather small punctures; intervals finely and sparsely punctate. Length 6.5-7.5 mm.

Marion and Crawford counties; scarce. June 2-July 2. Several specimens were taken from an old coat lying on the ground in the back yard of a city residence, by Philip Baker.

2361 (7598). *HYMENORUS DENSUS* Lec., New Sp. N. Am. Col., I, 1866, 138.

Elongate-oval. Piceous or dark reddish-brown; tarsi and two or three basal joints of antennæ paler; pubescence short, coarse, pale and conspicuous. Antennæ one-third the length of body, the third joint slender, slightly longer than fourth. Thorax one-half wider than long, sides straight to beyond middle, thence rounded into apex, hind angles rectangular; surface finely and very densely punctate, without basal impressions. Elytra slightly wider at base than thorax, widest at middle; disk with feebly impressed rows of small, rather close-set punctures; intervals very finely and densely punctulate.

Vigo County; rare. June 12. Taken from fungus on beech tree. One also in Webster collection.

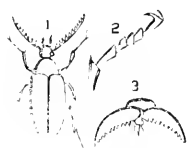


Fig. 566. 1, Beetle; 2, tarsus; 3, tarsal claws. (After Westwood.)

III. *CISTELA* Fab. 1775. (Gr., "a little box.")

Rather broadly oval or oblong beetles having the antennæ more or less compressed and serrate, with the third joint very short in both sexes; fourth joint of maxillary palpi slender, triangular; pubescence dense, short and inconspicuous. (Fig. 566.) Two of the six recognized species occur in the State.

2362 (7602). *CISTELA BREVIS* Say, Journ. Phil. Acad. Nat. Sci., III, 1824, 269; *ibid.* II, 158.

Elliptical or broadly oval, convex. Head, thorax and under surface black; antennæ and legs pale reddish-brown, the former dusky toward tip; elytra usually fulvous or tawny, sometimes black. Head with a lengthwise groove. Thorax two-thirds wider than long, apex truncate, one-half as wide as base, the latter broadly and strongly bisinuate, hind angles acute; disk finely and densely punctate. Elytra finely but deeply striate, the striae with fine, close-set punctures; intervals subconvex, densely and minutely punctate. Males with the front tarsi compressed, the fifth joint strongly bent and thickened at base. Length 7.5-9 mm.

Throughout the State; scarce. May 10-June 3. Occurs on flowers of wild hydrangea, linden, etc. All four specimens in the collection have pale elytra, though the ones with black elytra are said to be usually the more common.

2363 (7627). *CISTELA AMEXA* Say, Journ. Phil. Acad. Nat. Sci., III, 1824, 269; *ibid.* II, 158.

Oblong-oval, subdepressed. Black, shining; thorax and under surface pale reddish-yellow. Head with a transverse impressed line between the antennæ. Thorax short, transverse, more than twice as wide as long, the apex broadly rounded into the sides, hind angles rectangular; disk finely and rather sparsely punctate, more or less flattened on the sides and with a feeble impression each side and at middle near base. Elytra at middle



distinctly wider than thorax, sides subparallel; surface with rather deeply impressed rows of close-set punctures; intervals nearly flat, finely and densely punctate. Male with stouter antennae and with last ventral segment deeply excavated. Length 6-7.5 mm.

Marion, Hancock and Putnam counties; rare. May 30-July 15. Occurs beneath bark. One of the three specimens has the legs wholly reddish-yellow. In the other two the front and middle femora and tibiae are piceous.

#### IV. ISOMIRA Muls., 1856. (Gr., "alike + part.")

Rather small, oval brownish species, having the antennae slender and filiform, the third joint usually nearly equal to fourth. Of the thirteen species recognized from the United States the following have been taken or should occur in the State:

##### KEY TO INDIANA SPECIES OF ISOMIRA.

- a.* Above bicolored; head and elytra piceous-black, thorax reddish-brown. RUFICOLLIS.
- aa.* Color above uniform or nearly so.
- b.* Fourth joint of maxillary palpi long and slender; elytral punctuation and pubescence exceedingly dense; color pale ochraceous yellow throughout. 2364. SERICEA.
- bb.* Fourth joint of maxillary palpi robust, the outer side but slightly longer than apex.
- c.* Elytra without impressed lines on basal half, their punctuation sparse; third and fourth antennal joints equal in the sexes, or the third slightly longer than the fourth.
- d.* Eyes small, separated by three times their width; length 6-6.5 mm. 2365. QUADRISTRIFA.
- dd.* Eyes large, coarsely granulated, separated by less than twice their width; length 7 mm. 2366. SIMILIS.
- cc.* Elytra with fine but distinct impressed lines throughout the full length, their punctuation dense; third antennal joint one-fourth shorter than fourth. 2367. OBLONGULA.

*I. ruficollis* Ham., length 4.2-5.2 mm., is known from near Allegheny, Pennsylvania, and Cincinnati, Ohio.

2364 (7607). *ISOMIRA SERICEA* Say, Journ. Phil. Acad. Nat. Sci., III, 1824, 270; *ibid.* II, 159.

Elongate-oval. Pale brownish-yellow throughout, feebly shining; clothed with fine, dense and short pubescence. Antennae two-thirds as long as body, the third and fourth joints equal. Thorax one-half wider than long, sides straight and parallel to middle, thence rounded to apex, which is truncate and one-half the width of base; surface, as well as that of elytra, densely and finely punctured. Elytra with two or three feebly impressed striae near the suture, these more strongly marked near apex. Length 5-5.5 mm.

Throughout the State; common. May-11 September 12. Occurs on flowers of Jersey tea, wild hydrangea, etc.

2365 (7609). *ISOMIRA QUADRISTRIATA* Coupl., Can. Naturalist, 1865, 62.

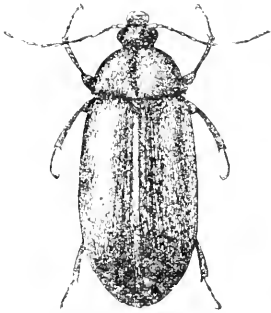


Fig. 567. — 7. (Original.)

Rather broadly oval, convex, feebly shining. Dark reddish-brown to piceous, the head and thorax sometimes almost black; antennae and tibiae usually paler, the former one-half the length of body. Thorax nearly twice as wide as long, sides rounded on basal half, converging toward apex, which is two-thirds as wide as base; disk finely and densely punctate. Elytra at middle one-fourth wider than thorax; surface finely and sparsely but distinctly punctate, each with two striae plainly visible only on apical half near the suture. Length 5-6.5 mm. (Fig. 567.)

Throughout the State; much more common in the northern counties, where it occurs abundantly on huckleberry and other shrubs along the borders of marshes. May 11–August 15. The last joint of the maxillary palpi is much more broadly triangular than in *scirica*.

2366 (—). *ISOMIRA SIMILIS* sp. nov.

Elongate-oval, convex. Dark reddish-brown, feebly shining; antennae and legs paler; pubescence fine, short, yellowish, rather dense. Head small, less than half the width of thorax, finely and densely punctate. Antennae slender, one-half the length of body; second joint one-fourth the length of third, the latter a little longer than fourth. Thorax twice as wide as long, strongly narrowed from base to apex; sides evenly rounded, base bisinuate, hind angles rectangular; surface finely and densely punctate and with a fine impressed median line on basal third. Elytra at base but slightly wider than thorax; surface finely and rather sparsely punctate, the sutural striae extending three-fourths to base, the others evident only near apex. Prosternum densely and roughly punctate; abdomen finely and rather closely punctate. Length 7 mm.

Posey County; rare. July 9. The larger size and much larger eyes easily distinguish it from *t-striata*.

2367 (10393). *ISOMIRA OBLONGULA* Casey, Ann. N. Y. Acad. Sci., VI, 1891, 151.

Elongate-oblong, subparallel. Uniform dark reddish-brown to piceous, clothed with short, dense, pale pubescence. Thorax three-fourths wider than long, sides nearly straight except on apical fourth, where they are rounded into the apex, hind angles obtuse; surface finely and very densely punctate, with a wide but feeble impression each side near base. Elytra four times as long as thorax; disk finely and densely punctate and with distinct but slightly impressed striae, without rows of punctures. Length 6.7–7.2 mm.

Starke, Tippecanoe and Orange counties; scarce. June 1–June 21. Beaten from oak.

## V. MYCETOCARES Latr. 1829. (Gr., "fungus to delight in.")

Small oblong brownish species, usually having the humeri of elytra dull red, and the last joint of maxillary palpi a robust right-angled triangle. They feed on fungi and occur beneath bark. The outer covering is very brittle, breaking easily when handled. Casey recognized 22 species, seven of which have been taken in the State, while several others doubtless occur.

## KEY TO INDIANA SPECIES OF MYCETOCARES.

- a.* Front coxæ separated by a distinct prosternal spine.
- b.* Elytra each with a pale reddish spot on humerus or near base.
- c.* Elytra without distinct rows of punctures; thorax as wide or nearly as wide as the base of elytra.
- d.* Eyes small, separated by two to four times their width.
- c.* Pubescence very short, sparse and inconspicuous; form narrow and convex; two striae evident near the suture. 2368. HALDEMANI.
- cc.* Pubescence normal; form broader and more depressed; sutural striae very faint. 2369. FRATERNA.
- dd.* Eyes very large, separated by less than their own width; elytral lines impressed on inner half. 2370. MEGALOPS.
- cc.* Elytra with distinct rows of rather large punctures; thorax at base narrower than the elytra.
- f.* Elytra twice as long as wide; thorax with three basal impressions. 2371. FOVEATA.
- ff.* Elytra distinctly more than twice as long as wide; thorax with two basal impressions. 2372. TENNIS.
- bb.* Elytra without pale humeral spot.
- g.* Thorax much narrower than elytra, but slightly wider than head, sparsely punctate. GRACILIS.
- gg.* Thorax scarcely narrower than elytra, much wider than head, coarsely and densely punctate. RUFIPES.
- aa.* Front coxæ contiguous or separated by a very thin prosternal spine.
- h.* Elytra with a red humeral spot.
- i.* Thorax narrowly and abruptly flattened at the sides. MARGINATA.
- ii.* Thorax not flattened at the sides.
- j.* Eyes rather small, separated by twice their width; thorax equal in width to elytra. 2373. BIGNOTATA.
- jj.* Eyes larger, separated by slightly more than their width; thorax narrower than elytra. 2374. LONGULA.
- hh.* Elytra without humeral red spot; thorax coarsely, rather densely punctured.
- k.* Eyes separated by at least twice their width; color piecous-brown to black.
- l.* Thorax not flattened at the sides; antennæ, legs and under surface reddish-brown, the last two ventral segments paler.

ANALIS.

*ll.* Thorax flattened on the sides near base; under surface piceous, the anal segments not darker. LUGUBRIS.

*kk.* Eyes much larger, separated by not more than their width; color pale brownish-yellow, head and thorax darker. HORN.

2368 (7615). *MYCETOCHARES HALDEMANI* Lec., New Sp. N. Am. Col., I, 1866, 110.

Oblong, subparallel, convex. Blackish-piceous, strongly shining; elytra each with a large oblique reddish spot extending from near the suture to humerus; tibiae, tarsi and basal portion of antennae reddish-yellow. Eyes small, separated by four times their width. Thorax nearly twice as wide as long, convex, sides strongly rounded; surface, as well as that of elytra, very finely and sparsely punctured. Elytra parallel to basal third, thence rather acutely narrowed to apex. Length 4-4.5 mm.

Marion, Vermillion, Dubois and Perry counties; rare. May 23-June 11. Our smallest form, easily recognized by its almost smooth, polished surface.

2369 (7616). *MYCETOCHARES FRATERNA* Say, Journ. Phil. Acad. Nat. Sci., 11, 1823, 270; *ibid.*, 11, 159.

Elongate-oblong, parallel, subdepressed. Piceous-black, shining; antennae, palpi and tarsi reddish-brown; elytra with an oblique, pale yellowish spot on basal third; pubescence fine, short and sparse. Eyes separated by a little more than twice their width. Thorax twice as wide as long, as wide or slightly wider than base of elytra, sides broadly curved; surface rather finely and sparsely punctate, with a broad, distinct impression on middle near base, and a more feeble one each side. Elytra rather finely and unevenly punctured, with one or two vague striae near the suture. Length 4.5-5.5 mm.

Marion, Putnam and Dubois counties; rare. March 23-June 29.

2370 (10,679). *MYCETOCHARES MEGALOPS* Casey, Ann. N. Y. Acad. Sci., VI, 1891, 129.

Elongate-oblong, subparallel, subconvex. Black, shining; under surface piceous; legs and antennae dark reddish-brown, the latter paler at base. Eyes as described in key. Thorax not quite twice as wide as long; sides nearly straight and subparallel on basal third, thence broadly rounded to apex; disk finely and sparsely punctate, the impressions more feeble than in *fraterna*. Elytra equal in width to thorax, parallel to apical third, thence obtusely rounded to tips; surface sparsely and rather roughly punctate, the striae evident on inner half, obsolete or nearly so on sides. Length 4.5 mm.

Lake, Kosciusko and Marion counties; rare. May 22-June 19. One taken from an old coat in the back yard of a city residence by P. Baker; also bred from willow. The larger eyes and less strongly rounded sides of thorax distinguish this from *fraterna*, which it otherwise very much resembles.

2371 (7617). *MYCETOCLARES FOVEATA* Lec., N. Sp. N. Amer. Col., I, 1866, 140.

Elongate, suboval. Dark reddish-brown to piceous, shining; antennae and legs reddish-yellow; elytra with a small, pale reddish spot on humeri; pubescence short, fine, sparse and semi-erect. Eyes small, separated by nearly four times their width. Thorax one-third wider than long; sides strongly rounded at middle, thence converging to apex, hind angles rectangular; disk distinctly sloping on sides toward front angles, finely, deeply and sparsely punctate; basal impressions on sides deep, rounded, the one at middle linear, more shallow. Elytra with feebly impressed rows of rather coarse, close-set punctures; intervals each with a single row of very fine punctures. Length 5-6 mm. (Fig. 568.)

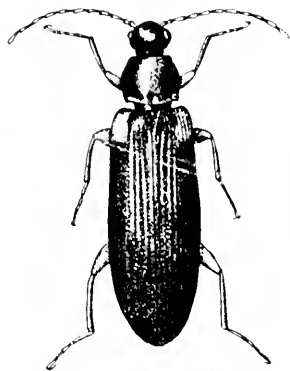


Fig. 568.  $\times 7$  (Original)

Throughout the State; frequent. April 25 July 24. Occurs especially beneath the bark of maple and walnut.

2372 (7618). *MYCETOCLARES TENUIS* Lec., New Sp. N. Amer. Col., I, 1866, 140.

Elongate, slender, parallel. Piceous-black, shining; legs and base of antennae pale reddish-yellow; elytra each with a small reddish spot near humerus; pubescence fine, short and inconspicuous. Eyes rather large, separated by two-thirds more than their width. Thorax one-fourth wider than head, about one-third wider than long, sides parallel and straight on basal two-thirds, thence rounded to apex; disk rather coarsely but sparsely punctate and with a deep impression each side near base. Elytra more than half as wide again as thorax; surface with rows of feebly impressed, rather fine punctures; intervals each with an irregular row of punctures almost as large as those of striae. Length 5.5-6 mm.

Marion, Monroe and Posey counties; scarce. May 1-May 30. This species and *foveata* are often found together beneath bark. They run very rapidly when uncovered and attempt to hide in any dust or other debris which is present.

*M. gracilis* Lec., black, shining, legs black, length 5.5 mm., is known from Michigan and Ohio; *M. rufipes* Lec., dark piceous-brown, legs yellow, length 4.5 mm., is recorded from New York and near Cincinnati. *M. marginata* Lec., color and size of *gracilis*, was described from Michigan.

2373 (7624). *MYCETOCLARES BINOTATA* Say, Long's Exped., II, 1824, 285; *ibid.* I, 189.

Elongate-oblong, parallel, moderately convex. Piceous black, shining; two basal joints of antennae, tibiae and tarsi paler. Elytra each with a large, rounded, pale reddish spot. Thorax nearly twice as wide as long,

sides almost straight on basal third, thence rounded and converging to apex, which is two-thirds as wide as base; disk rather coarsely, deeply and sparsely punctate, with a short impressed line at middle of base and a rounded, shallow fovea each side. Elytra parallel to apical third, thence rounded to tips; surface with feebly impressed rows of rather coarse, close-set punctures which become obsolete near apex; intervals finely, sparsely and irregularly punctate. Length 6.8-7.5 mm.

Laporte and Kosciusko counties; rare. June 22—July 1. Taken by Dury at Cincinnati. Probably occurs throughout the State. Our largest species; readily separated from those preceding by the prominent and contiguous front coxæ.

2374 (7625). MYCETOCHARES LONGULA Lec., Proc. Amer. Phil. Soc., XVII, 1878, 618.

Elongate, parallel. Color as in *binotata*; pubescence fine, rather long and sparse. Antennæ stout, two-fifths as long as body. Eyes much larger than in the preceding, separated by less than their width. Thorax distinctly narrower than elytra, about one-half wider than long, broadly rounded on sides; disk strongly sloping on sides in front, rather coarsely and somewhat densely punctate and with a median and two small lateral impressions near base. Elytra with feebly impressed rows of small punctures; intervals finely punctate. Length 5.5-6 mm.

Steuben County; rare. May 22. The more narrow, elongate body, larger eyes, stouter antenna and narrower thorax, with more sloping sides, at once distinguish this from *binotata*. Known heretofore only from Detroit, Michigan.

*M. analis* Lec., length 6.8-7.6 mm., is recorded from New Jersey and Michigan; *M. lugubris* Lec., length 6.4-7 mm., is known from New York and Kansas; *M. horni* Dury, length 7.8 mm., was described from Cincinnati.

#### VI. CAPNOCHROA Lec. 1862. (Gr., "smoke + color.")

This genus is represented in the eastern United States, including Indiana, by a single rather large brown species, having the antenna elongate, compressed and filiform, the third joint longer than the second and one-half the length of fourth.

2375 (7628). CAPNOCHROA FULIGINOSA Melsh., Proc. Phil. Acad. Nat. Sci., III, 1846, 59.

Elongate-elliptical. Dark chestnut-brown to piceous; antennæ and tarsi paler; pubescence very short, rather dense on thorax, sparse elsewhere. Thorax nearly twice as wide as long; sides parallel and nearly straight on basal half, thence curved and strongly converging to apex, which is truncate and less than one-half as wide as base; hind angles rectangular; surface finely and densely punctate and with a small impression each side near

base. Elytra slightly wider than thorax, very gradually subacute on apical third; disk with deeply impressed rows of rather fine, close-set punctures; intervals convex, minutely and rather densely punctate. Length 10-12 mm.

Lake, Kosciusko and Vigo counties; rare. June 8-July 16. Occurs usually on bushes and twigs and probably to be found sparingly throughout the State.

#### VII. ANDROCHIRUS Lec. 1862. (Gr., "a male + hand.")

Medium-sized black or brown species, having the legs and antennae long and slender; terminal joint of maxillary palpi slender, triangular, its very oblique apex almost as long as the outer side; hind angles of thorax, especially those of female, acute and much prolonged backwards. One of the two recognized species has been taken in the State, while the other may occur.

##### KEY TO SPECIES OF ANDROCHIRUS.

*a.* Deep black; femora reddish-brown, the tibiae and tarsi picuous.

FEMORATUS.

*aa.* Grayish-black; legs pale reddish-yellow throughout.

2376. ERYTHROPUS.

*A. femoratus* Oliv., length 9-10 mm., is a southern species which has been recorded from Cincinnati.

2376 (7631). ANDROCHIRUS ERYTHROPUS Kirby, Faun. Bor. Amer., IV, 1837, 239.

Elongate-oval, strongly convex. Color given in key; not shining; pubescence very short and dense. Eyes small, separated by one-half more than their own width. Third antennal joint twice as long as second, three-fifths as long as fourth. Thorax one-half wider than the median length; sides converging from base to apex; disk very finely, deeply and densely punctate without basal impression; base strongly and broadly bisinuate. Elytra equal in width to thorax; sides parallel and nearly straight to middle, thence narrowing to a subacute apex; disk finely and deeply striate, the striae finely punctate; intervals convex, minutely and densely punctate. Length 9-10 mm. (Fig. 569.)

Throughout the State; scarce. May 8-July 13. Occurs on stumps and bushes, usually in moist places. *A. fuscipes* Melsh. is said by Casey to be a synonym of *erythropus*.

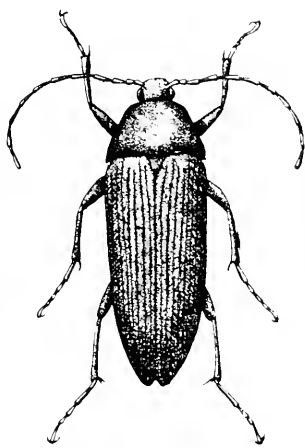


Fig. 569.  $\times 4$  (Original)

## Family LVII. LAGRIIDÆ.

## THE LAGRIID BARK BEETLES.

This family comprises a few elongate, slender beetles, having the thorax subcylindrical, narrower than elytra and the color more or less brassy or bronzed. From the Tenebrionidæ, to which they are closely related, they are separated only by having the front coxæ much more prominent and the next to last joint of tarsi dilated and spongy beneath. They occur beneath bark and on leaves, the larvæ feeding freely on foliage and being much less retiring in habits than those of the Tenebrios.

In addition to the characters mentioned, the Lagriidæ have the head prominent, horizontal and more or less constricted behind the eyes, which are transverse, emarginate and rather coarsely granulate; antennæ 11-jointed, nearly filiform and inserted under very small, oblique frontal ridges, the terminal joint as long as the three to five preceding together; front coxal cavities closed behind; elytra rounded at tips, covering the abdomen, which, in our genera, has six ventral segments visible; legs slender, the next to the last joint of all the tarsi dilated, emarginate and clothed beneath with a dense bunch of hairs; tarsal claws simple. But eight species of the family are recognized from the United States. These are distributed among two genera and are treated in the single paper:

*Horn*.—"Miscellaneous Coleopterous Studies—Lagriidæ," in *Trans. Amer. Ent. Soc.*, XV, 1888, 28-32.

## KEY TO THE GENERA OF LAGRIIDÆ.

- a. Head not constricted to a neck; elytra very coarsely punctate, without definite striae; eyes transverse, reniform, not prominent. I. ARTHROMACRA.
- aa. Head constricted behind the eyes; elytra distinctly striate; eyes large, convex and prominent. II. STATIRA.

## I. ARTHROMACRA Kirby. 1837. (Gr., "a joint + long.")

This genus, sufficiently characterized in the key, is represented in the State by two species.

2377 (7637). ARTHROMACRA LENEA Say, Long's Exped., II, 1824, 287; *ibid.* II, 191.

Elongate, slender. Body beneath and legs dark bronze; surface above brilliant metallic blue, green, cupreous or dark bronze; antennæ reddish-brown, the terminal joint usually darker; tarsi pale. Thorax cylindrical, one-third longer than wide, without side margins or angles; surface, as well as that of head, coarsely and rather closely punctate. Elytra parallel on basal half, then feebly but distinctly widened to apex; surface coarsely, closely and rugosely punctate, with vague striae only on apical third. Length 9.5-13.5 mm.



Throughout the State; scarce. June 11–October 12. Beaten from foliage of shrubs and trees, usually along the borders of marshes.

2378 (—). *ARTHROMACRA GLABRICOLLIS* SP. NOV.

More slender and parallel, the elytra not at all widened on apical half. Metallic cupreous or piceous, legs and antennae paler. Head finely and sparsely punctate. Thorax more slender, less convex on sides, longer in proportion to its width than in *anca*; surface almost smooth, highly polished. Elytra each with four or five evident but indistinct costae extending from apex almost to base; intervals rather coarsely and not densely punctate. Length 10–13 mm. (Fig. 570.)

Posey County. June 4. Described from five specimens. The almost smooth thorax and much less roughly punctate elytra readily distinguish this from *anca*.

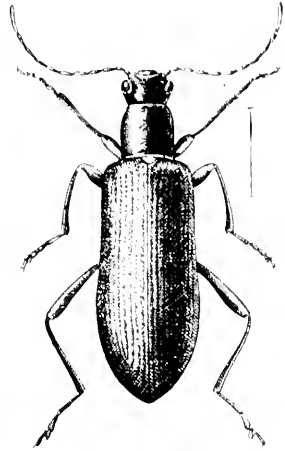


Fig. 570. (Original)

## II. *STATIRA* SEPV. 1825. (Gr., "a Jewish coin.")

Horn recognizes seven species as belonging to this genus, but some of them run very close together. Our two species have the tibiae rounded, not sulcate on the outer edges and the first interval without setigerous punctures.

2379 (7639). *STATIRA RESPLENDENS* MELSH., Proc. Phil. Acad. Nat. Sci., 11, 1845, 311.

Elongate, slender. Dark brownish-yellow to piceous, shining; thorax and legs reddish-yellow; elytra with a feeble bronzed lustre. Antennae half the length of body. Thorax subcylindrical, one-fourth longer than wide, sides finely margined, feebly curved, hind angles very small, acute; surface minutely and sparsely punctate. Elytra twice as wide as thorax, deeply striate, the striae finely and closely but not crenately punctate; intervals feebly convex, almost smooth, the third and fifth with a few seta-bearing punctures. Length 7–8 mm.

Putnam, Crawford and Posey counties; scarce. May 25–July 9. Beaten from the flowers of linden and foliage of shrubs.

2380 (7640). *STATIRA GAGATINA* MELS., Proc. Phil. Acad. Nat. Sci., 11, 1845, 311.

Form of the preceding. Uniform piceous, shining; antennae and tarsi reddish-brown; elytra with faint metallic lustre. Thorax about as wide as long, more sinuate behind the middle than in *resplendens*, surface very finely

adulterous, almost smooth or with a few punctures near the base. Elytra as in *resplendens*. Length 6.5–8 mm.

Southern two-thirds of State; frequent. May 24–July 10. Beaten from oak and other foliage.

### Family LVIII. MELANDRYIDÆ.

#### THE MELANDRYID BARK BEETLES.

This group comprises about 70 known North American species, varying much in form and size, though usually elongate and loosely jointed, with the thorax margined at sides, broad behind and often marked with two basal impressions. They occur beneath bark or in dry fungi and are black or brown in color, often thickly clothed with fine silken hair, only a few species being marked with paler spots or bars. The larvæ are slender, cylindrical in form and occur in the same places as the adults. The name is derived from that of the typical genus *Melandrya*, meaning "black + oak or tree," and was so called because the insects live chiefly under the bark of trees.

In addition to the characters above mentioned, the Melandryidæ have the maxillary palpi 4-jointed, usually long, more or less enlarged in the form of saw-teeth, the last joint being the longest and hatchet-shaped; head usually deflexed, rarely constricted behind the eyes, the latter emarginate or entire and rather coarsely granulated; antennæ 11-jointed, usually filiform; thorax in most genera as wide behind as the base of elytra, which are rounded at tips and cover the abdomen, the latter with five free ventral segments; front coxæ large, oval, the cavities open behind; middle coxæ with distinct trochantins; hind coxæ contiguous or nearly so; first joint of hind tarsi always much elongated; tarsal claws variable in the tribes.

No paper dealing with the North American species of the family as a whole has been published, only isolated genera having been treated from time to time. These, as far as known to me, are as follows:

*LeConte*.—"Synoptic Table of Hallowenius," in Proc. Amer. Phil. Soc., XVII, 1878, 619.

*Horn*.—"Notes on the Mycteridæ and other Heteromera," in Trans. Amer. Ent. Soc., VII, 1879, 336–339.

*Horn*.—"Miscellaneous Coleopterous Studies," in Trans. Amer. Ent. Soc., XV, 1888, 32–44. Contains a table of the tribes composing the family and synopses of several of the genera.

*Casey*.—"Review of the Tribe Tetratomini," in Journ. N. Y. Ent. Soc., VIII, 1900, 166–172.

Horn, in his latest paper above cited, divides the family into ten tribes. Of these representatives of seven have been taken in Indiana, while those of two others probably occur.

## KEY TO INDIANA TRIBES OF MELANDRYIDÆ.

- a.* Next to last joint of all the tarsi simple; front tarsi of males not dilated; thorax as wide at base as elytra.
- b.* Antennæ with last three or four joints suddenly larger, forming a loose, strongly developed club; length less than 6.5 mm.  
Tribe I. TETRATOMINI, p. 1287.
- bb.* Antennæ gradually thicker or filiform.
- c.* Front coxal cavities with an outer fissure or cleft.
- d.* Third joint of antennæ as long as fourth and fifth together; form broadly oval.  
Tribe II. PENCHINI, p. 1289.
- dd.* Third joint of antennæ not much longer than fourth; form elongate.
- c.* Front coxæ not prominent, rather widely separated; species strongly resembling *Melanotus*; length 10-11 mm.  
Tribe III. SYNCHROINI, p. 1290.
- cc.* Front coxæ moderately prominent and nearly contiguous; color piceous; length 6-8.5 mm.  
Tribe IV. MALOBYINI, p. 1291.
- cc.* Front coxal cavities without fissure; form oval or oblong, convex.  
Tribe V. ORCHESTINI, p. 1291.
- aa.* Next to last joint of front and middle tarsi excavate and emarginate, more or less lobed beneath; front tarsi of males dilated.
- f.* Tarsal claws simple or very slightly broader at base; thorax as wide at base as elytra.
- g.* Head not constricted behind.  
Tribe VI. MELANDRYINI, p. 1295.
- gg.* Head suddenly constricted behind the eyes; small species, not over 5 mm. in length.  
Tribe VII. SCRAPHINI, p. 1299.
- ff.* Tarsal claws with a broad tooth or lobe at base.
- h.* Middle coxal cavities open on the outer side; head not prolonged; thorax as wide at base as elytra, its side margins entire, acute.  
Tribe VIII. NOTINI, p. 1301.
- hh.* Middle coxal cavities enclosed by the sternæ; head more or less prolonged in a beak; thorax not as wide at base as elytra, its margin evident at base only.  
Tribe IX. MYCTERINI, p. 1302.

## Tribe I. TETRATOMINI.

This tribe comprises small, oval convex forms living in fungi and having the last three or four joints of antennæ much enlarged, nearly equal in size and forming a loose club; tibial spurs small; next to last tarsal joint not lobed, claws simple, coxæ all separated by their respective sternæ. Casey, locality cited, has divided the tribe into five genera, three of which are represented in the State, while a single species of another may occur.

## KEY TO INDIANA GENERA OF TETRATOMINI.

- a.* Antennal club composed of four joints.  
*b.* Margins of thorax not reflexed at sides; larger, 5-6 mm. I. TETRATOMA.  
*bb.* Margins of thorax rather broadly concave and reflexed, the edge unevenly crenulate; length less than 4 mm.  
*c.* Basal segment of abdomen as long as the next two combined; color above mottled, black and pale. II. ABSTRULLA.  
*cc.* Basal segment of abdomen but little longer than second; color above blackish, not mottled but elytra with an indefinite, oblique yellowish streak. INCOLIA.  
*aa.* Antennal club composed of three joints; eyes smaller, very short and strongly transverse; length about 3 mm. III. PISEXUS.

## I. TETRATOMA Fab. 1790. (Gr., "four + joints.")

This genus, as limited by Casey, contains two species, one of which occurs in the State.

2381 (7646). TETRATOMA TRUNCORUM Lec., New Sp. N. A. Col., I, 1866, 145.

Elongate-oval, strongly convex. Thorax, legs and under surface reddish-yellow; head and antennæ black; elytra steel blue. Antennæ two-fifths as long as body, the club as long as the basal portion. Thorax two-thirds wider than long, sides rounded from base to apex, hind angles obtuse; surface sparsely, deeply and rather coarsely punctate, the basal impressions small, deep, rounded. Elytra parallel to apical third, thence rounded to apex; surface sparsely, irregularly and deeply punctate. Length 4.5-6 mm.

Southern half of State; scarce. March 6-December 21. Occurs in dry fungi and beneath bark of fungus-covered logs, more especially those of beech.

## II. ABSTRULLA Casey. 1900.

Small oblong-oval species having the margins of thorax wider and more reflexed, its basal foveæ larger, deep and less punctiform than in *Tetratoma*; scutellum smaller and more quadrate; elytra mottled instead of unicolorous as there; surface sparsely but distinctly pubescent. Three nominal species are recognized by Casey. One of these is in the collection at hand, while another he described from the State.

## KEY TO INDIANA SPECIES OF ABSTRULLA.

- a.* Basal joint of hind tarsi very much shorter than last joint; yellow of elytra greater in extent than the black. 2382. TESSELLATA.  
*aa.* Basal joint scarcely shorter than the last; black of elytra much greater in extent than the yellow. MACULATA.

2382 (7647). *ABSTRILIA TESSELLATA* Melsh., Proc. Phil. Acad. Nat. Sci., 11, 1844, 144.

Oblong-oval, convex. Piceous, feebly shining; antennae and legs dull yellow; elytra each with about ten sinuous, more or less connected yellowish spots, one of which is a reversed crescent or C close to suture on middle third. Antennae scarcely as long as head and thorax, the club distinctly shorter than stem, the third joint as long as the next two combined. Thorax nearly twice as wide as long, sides broadly rounded, the base and apex equal in width; surface deeply and rather coarsely and closely punctate. Elytra two-thirds longer than wide, more coarsely and sparsely punctate than thorax. Length 3.5 mm.

Laporte and Lawrence counties; rare. June 10—June 14. Occurs on decaying twigs. Casey's type of *A. maculata* was from Indiana—Levette collection—without definite locality. It is probably of not more than varietal rank.

*Incolia longipennis* Casey, elongate, parallel, blackish, sides of thorax and streak on elytra paler, length 3.8 mm., was described as being doubtfully from Indiana.

### III. PISENUS Casey, 1900.

To this genus Casey ascribes two species, one being that usually listed under the Mycetophagidae as *Triphyllus humeralis* Kirby. The club of antennae is loosely three-jointed; thorax not flattened at sides, the base broadly lobed at middle and as wide as the base of elytra, so that the sides of both form a continuous arc; eyes small, very short and strongly transverse.

2383 (3402). *PISENUS HUMERALIS* Kirby, Faun. Bor. Amer., IV, 1837, 112.

Elongate-oval, convex. Blackish-piceous, shining, sparsely clothed with short, silken, yellowish hairs; legs and antennae dark reddish-brown; humeri of elytra obscure reddish. Thorax nearly twice as wide as long, sides feebly rounded; surface finely and rather densely punctate and with a feeble impression each side at base. Elytra three times as long as thorax, more coarsely and sparsely punctate. Length 3-3.5 mm. (Fig. 571.)

Throughout the State; common on leathery fungi, especially those growing on beech and maple stumps. Probably hibernates as imago. March 10—November 9.

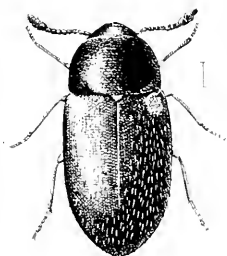


Fig. 571 (Original)

### Tribe II. PENTHINI.

This tribe is represented by the single genus:

## IV. PENTHE Newm. 1838. (Gr., "in mourning.")

It comprises two medium-sized velvety-black, flattened oval species, having the front coxal cavities widely open behind; antennæ not thickening externally, the third joint as long as the fourth and fifth together, joints 7 to 10 rounded, 11th a little longer and pale at tip; front coxæ oval, not prominent, separated by the prosternum.

\*2384 (7649). PENTHE OBLIQUATA Fab., Syst. Eleut., I, 1701, 162.

Broadly oval, subdepressed. Velvety black, feebly shining; scutellum covered with long, orange yellow hairs. Thorax more than twice as wide as long, hind angles rectangular; sides nearly parallel on basal half, thence rounded to apex, base bisinuate; surface densely and finely granulate-punctate and with a deep oblong impression each side near base. Elytra with closely placed rows of deep, round punctures; intervals narrower than the rows of punctures, densely granulate-punctate. Length 11.5–14 mm.

Throughout the State; common. April 12–December 5. Occurs on woody fungi and beneath bark of decaying wood.

\*2385 (7650). PENTHE PIMELEA Fab., Syst. Eleut., I, 1701, 40.

Readily known from the preceding by having the scutellum black, not orange yellow. The thorax is slightly shorter and wider, its hind angles much more acute and surface densely and more or less confluent punctate without granules. Length 10–14 mm.

Throughout the State; more common than *obliquata*. February 23–December 8. Both species are gregarious in winter, and hibernate beneath partly buried logs, especially those of beech in open upland woods.

## Tribe III. SYNCHROINI.

To this tribe, as limited in the key, belongs the single genus

## V. SYNCHROA Newm. 1838. (Gr., "uniform in color.")

This in turn is represented in the eastern United States by a single brown species having the head prominent and horizontal; maxillary palpi moderate in length, but slightly dilated; antennæ long, slender and feebly serrate, the second joint one-third the length of third, the latter slightly longer than fourth; tarsi filiform, claws simple; tibial spurs long.

2386 (7651). SYNCHROA PUNCTATA Newm., Entom. Mag., V, 1838, 378.

Elongate, slender. Dark brown, rather densely clothed with ash-gray pubescence; antennæ, tibiæ and tarsi paler. Thorax one-half wider at base than long, sides nearly straight, converging from base to apex; hind angles subacute; surface finely and rather sparsely punctate and with a deep impression each side near base. Elytra with a sutural groove on apical third; surface finely, sparsely and irregularly punctate. Length 10–11 mm.

Throughout the State; frequent. May 12-July 31. Occurs beneath bark and on dead limbs. The prosternum is prolonged nearly as much as in the click beetles of the genus *Melanolus*, some of which it closely resembles. However, the cavity in the mesosternum is much more shallow.

#### Tribe IV. MALLODRYINI.

This tribe is also represented by the single genus *Mallodrya* Horn, formed for a "rather inconspicuous species, *M. subanua* Horn, resembling a depressed *Melandrya* or an *Emmusa*, from which it differs by the slender tarsi, the penultimate joint not being excavate-emarginate and the front tarsi not dilated in the males." It is oblong, piceous, with faint aneous surface lustre, and 6 to 8.5 mm. in length. The types were taken by Dury near Cincinnati, who found them rather abundant on the branches of dead honey-locust. It probably occurs in the southeastern part of Indiana, but no specimen has been seen from the State.

#### Tribe V. ORCHESIINI.

Rather small oval, convex forms, having the head vertically deflexed; antennæ 11-jointed, the joints gradually thickened, except in *Microscapha*, where they end in a distinct club; front coxæ oval, separated by the prosternum; tarsi filiform, claws simple. Four of the five genera, recognized by Horn as composing the tribe, are known to be represented in the State, while the single species of the other may occur.

#### KEY TO INDIANA GENERA OF ORCHESIINI.

- a.* Spurs of hind tibiae small or moderate, not serrate, but often with transverse ridges.
- b.* Hind coxæ not oblique; form oval.
  - c.* Elytra with rows of moderate or coarse punctures; prosternum narrowing to a point and not prolonged behind the coxæ.
    - VI. EUSTROPHUS.
  - cc.* Elytra finely and irregularly punctured; prosternum prolonged behind the coxæ and separating them, the apex slightly broader.
    - VII. HOIOSTROPHUS.
- bb.* Hind coxæ oblique; form oblong-oval; length less than 5 mm.
  - VIII. HALLOMENUS.
- aa.* Spurs of hind tibiae large, the inner one very long, pectinate.
  - d.* Second antennal joint normal.
    - IX. ORCHESIA.
  - dd.* Second antennal joint thickened; antennæ strongly clavate.
    - MICROSCAPHA.

## VI. EUSTROPHUS III. 1807. (Gr., "well + twisted.")

Black or brown, oval, strongly convex species, separated from those of allied genera only by the characters above given. Six species are recognized, three of which have been taken in the State, while two others may occur.

## KEY TO INDIANA SPECIES OF EUSTROPHUS.

- a. Eyes narrowly separated, sometimes almost contiguous on the front.
- b. Middle and hind tibiæ with distinct transverse ridges on their outer edge; under surface and legs reddish-brown.
- c. Form distinctly narrowed behind the middle; thorax wholly black. 2387. BICOLOR.
- cc. Form much less narrowed behind the middle; thorax with a brown marginal band on sides and front. BRUNNEIMARGINATUS.
- bb. Middle and hind tibiæ without transverse ridges; under surface and legs piceous. 2388. REPANDUS.
- aa. Eyes widely separated on the front; form very little narrowed behind the middle.
- d. Piceous black; thorax beneath shining, closely but not roughly punctured. CONFINIS.
- dd. Brown; thorax beneath densely and roughly granulate-punctate. 2389. TOMENTOSUS.

\*2387 (7679). EUSTROPHUS BICOLOR Fab., Ent. Syst., I, 1798, 497.

Oval, convex, distinctly narrowed behind. Black, shining, sparsely pubescent; abdomen and legs reddish-brown; antennæ black, four basal joints reddish, terminal joint wholly reddish-yellow. Thorax finely and closely punctured, the basal impressions vague. Elytra with rows of feebly impressed, rather coarse punctures which become finer towards apex; intervals flat, closely punctate. Length 5-6 mm.

Throughout the State; common. January 19-September 20. Occurs beneath bark, especially that of fungus-covered logs. In two specimens from Tippecanoe County the under side of abdomen and femora are wholly black, but otherwise I can note no differences of importance.

*E. brunneimarginatus* Dury, black, head rufous, thorax and elytra each margined with brown, length 3.7-4.8 mm., was described from near Cincinnati.

2388 (40,710). EUSTROPHUS REPANDUS Horn, Trans. Amer. Ent. Soc., XV, 1888, 33.

Differs from *bicolor* by characters given in key. The antennæ are darker, with only the apical half of terminal joint pale. Punctures of elytral rows much finer on apical third. Length 6-7 mm.

Throughout the State; common. March 26-November 17. Occurs with the preceding, more commonly on fungi, and like it probably hibernates as imago.

*E. confinis* Lec., length 6 mm., is known from Canada, Wisconsin and Nebraska.



\*2389 (7681). *EUSTROPHUS TOMENTOSUS* Say, Journ. Phil. Acad. Nat. Sci., V, 1826, 293; *ibid.* 11, 305.

Oval, moderately convex, equally obtuse before and behind. Brown, feebly shining, rather thickly clothed with short yellowish pubescence; antennæ, under surface and legs reddish-brown. Eyes separated in front by a distance one-fourth greater than their own width. Thorax rather closely and finely punctate, the basal impressions very faint. Elytra with rows of fine punctures, which become much smaller near apex; intervals densely and somewhat roughly punctate. Middle and hind tibiæ with ridges as in *bicolor*. Length 4.5-5 mm.

Southern two-thirds of State, frequent; probably throughout. February 6-September 13. Imagoes just emerging were taken on the later date. Occurs beneath bark and in dry fungi. Hibernates in small numbers beneath deeply buried logs.

VII. *HOLOSTROPHIUS* Horn. 1888. (Gr., "entire; nourished"; i. e., well-fed.)

Small oval species which, besides the characters given in key, have the eyes very widely separated, scarcely emarginate in front; last joint of maxillary palpi oval, obliquely truncate; fourth joint of antennæ not shorter than fifth. One of the three known species occurs in the State.

2390 (7680). *HOLOSTROPHIUS BIFASCIATUS* Say, Long's Exped., II, 1824, 282; *ibid.* I, 186.

Oval, convex, distinctly narrowed behind middle. Reddish-brown, shining, clothed with short, reddish pubescence; elytra piceous, with a broad, yellowish band on basal and another on apical third, these interrupted at suture; antennæ pale reddish-brown. Thorax finely and closely punctate, the basal impressions short and linear. Elytra finely, densely and irregularly punctate. Length 4-5.5 mm.

Throughout the State; frequent. April 7-October 9. Occurs in and beneath rotten logs and in dry fungi in dense woods. Ranges from Massachusetts to Virginia and Tennessee.

VIII. *HALLOMENUS* Panz. 1793. (Gr., "to leap.")

Small elongate or oblong species having the spurs of hind tibiæ moderate in size and the hind coxæ oblique. Two of the four recognized species occur in the State.

KEY TO INDIANA SPECIES OF *HALLOMENUS*.

- a.* Piceous or dark reddish-brown; antennæ, legs and base of elytra dull brownish-yellow; length 4-4.5 mm. 2391. *SCAPULARIS*.  
*aa.* Pale brown; head fuscous; smaller, 3 mm. 2392. *DEBILIS*.

2391 (7683). HALLOMEXUS SCAPULARIS Melsh., Proc. Phil. Acad. Nat. Sci., 111, 1846, 57.

Oblong-ovate, subconvex. Color given in key; sparsely pubescent with yellowish hairs. Thorax one-half wider than long; sides parallel on basal third, thence rounded to apex; surface finely and densely granulate-punctate, with a deep impression each side near base. Elytra more sparsely and less roughly punctate than thorax. Length 4.5-5 mm.

Marshall, Wells and Vigo counties; scarce. May 19–October 23. Occurs on fungi, especially *Polyporus sulphureus* Fr.

2392 (7686). HALLOMEXUS DEBILIS Lec., New Sp. N. Am. Col., 1, 1866, 152.

Oblong. Dull brownish-yellow, pubescence paler. Antennæ stout, slightly longer than the head and thorax, third joint much longer than the second and fourth together; the joints more closely united than in *scapularis*. Thorax and elytra more densely punctate than there, the basal impressions of the former smaller. Length 3 mm.

Putnam County; rare. August 12. Occurs beneath logs and on fungi.

#### IX. ORCHESIA Lat. 1807. (Gr., "a dancer.")

Small elongate, convex species having the spurs of the middle and hind tibiæ finely pectinate on their inner or lower edge. Our species are chestnut-brown in color and have the eyes rather close together on the front. Two of the three species have been taken in the State. When uncovered they leap and tramble in grotesque fashion in their endeavors to escape.

#### KEY TO INDIANA SPECIES OF ORCHESIA.

- a.* Prosteronum between the coxæ very narrow and acute at apex. 2393. CASTANEA  
*aa.* Prosteronum between the coxæ broader and parallel, the apex obtuse. 2394. GRACILIS.
- 2393 (7687). ORCHESIA CASTANEA Melsh., Proc. Phil. Acad. Nat. Sci., 111, 1846, 57.

Elongate, convex. Uniform dark chestnut brown; antennæ and legs slightly paler; pubescence silky brown. Thorax one-third wider than long, rather coarsely and densely punctured near the base, more finely in front, the basal impressions evident but shallow. Elytra punctured like the thorax. Length 4-5 mm.

Southern half of State; frequent. May 4–November 9. Occurs beneath chunks and in woody fungi.

2394 (7688). ORCHESIA GRACILIS Melsh., Proc. Phil. Acad. Nat. Sci., 111, 1846, 57.

More slender than *castanea* and more narrowed behind the middle. Punctures of thorax and elytra more coarse and rugose, the basal impressions of former very vague. Length 3.5-4 mm.

Kosciusko and Putnam counties; rare. March 20–June 22. Sifted from dead leaves in low moist places. Ranges from Pennsylvania to Louisiana.

*Microscapha clavicornis* Lee., oval, convex, black, shining, head, base of antennae and front legs paler, length 2.8 mm., was described from Illinois and Georgia.

Tribe VI. MELANDRYINI.

The genera comprising this tribe, as at present limited, agree in having the next to last joint of at least the front and middle tarsi excavate beneath, emarginate and lobed; front tarsi of males deleted; front coxae contiguous; tarsal claws simple; thorax as wide at base as elytra; head not constricted behind.

Representatives of the following genera are known to occur or probably occur within the State:

KEY TO INDIANA GENERA OF MELANDRYINI.

- a.* Front coxal cavities with an outer fissure or cleft.  
*b.* Frontal suture (between front and clypeus) distinct; trochantins of front coxae distinct; length 7 or more mm.  
*c.* Elytra deeply striate; thorax with three grooves on basal half. X. MELANDRYA.  
*cc.* Elytra punctured, not at all striate; joints 2 and 3 of antennae together not longer than joint 4. XI. EMMESA.  
*bb.* Frontal suture and trochantins of front coxae not visible.  
*d.* Middle coxae contiguous; antennae slender; fourth joint of maxillary palpi large, hatchet-shaped. XYLITA.  
*dd.* Middle coxae separated by the mesosternum.  
*c.* Maxillary palpi with fourth joint wider than the second and third; pubescence prostrate.  
*f.* Antennae thick, outer joints wider than long; last joint of maxillary palpi hatchet-shaped. CAREBARA.  
*ff.* Antennae slender; last joint of maxillary palpi elongate, cultriform or shaped like a pruning knife; length less than 4 mm. XII. SPILLOTUS.  
*cc.* Maxillary palpi with fourth joint not wider than second and third.  
*g.* Maxillary palpi not serrate or serriform, the fourth joint elongate; color uniform brown; length more than 11 mm. XIII. EXCHODES.  
*gg.* Maxillary palpi more or less serrate or serriform, the last joint elongate, cultriform; thorax elongate, its side margins effaced in front, obsolete behind. MYSTAXUS.  
*aa.* Front coxal cavities entirely closed on the outer side, i. e., without an outer fissure or cleft.  
*g.* Maxillary palpi with last joint cultriform or pruning-knife shaped; length 6 or more mm. XIV. PHILGEOFRYA.

gg. Maxillary palpi with last joint hatchet-shaped; length less than 4 mm.

h. Spurs of middle tibiae small, equal; second joint of antennæ shorter than third. XV. SYMPHORA.

hh. Spurs of middle tibiae very unequal; third joint of antennæ not longer than second. ANISOXYA.

### X. MELANDRYA Fab. 1801. (Gr., "black oak.")

This and the next genus have the head inclined, never vertical; suture between front and clypeus distinct; last joint of maxillary palpi wider, hatchet-shaped; front coxæ conical, contiguous with distinct trochantins; middle coxæ contiguous. *Melandrya*, the typical genus of the family, is represented in the United States and Indiana by one species.

2395 (7653). MELANDRYA STRIATA Say,  
Long's Exped., II, 1823,  
286; *ibid.* I, 190.

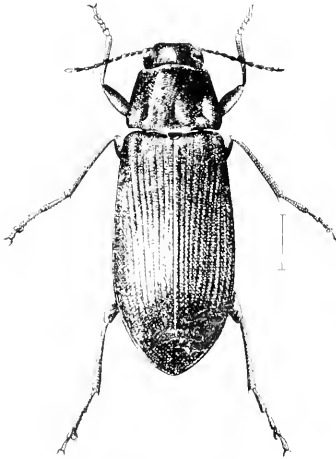


Fig. 572 (Original.)

Elongate-oval. Black, shining; terminal joints of palpi and antennæ reddish-brown; pubescence very fine and sparse. Thorax gradually narrowing from base to apex, where it is but slightly wider than the head; surface finely and sparsely punctate and with three wide, shallow grooves on basal half, the middle one the longest. Elytra gradually broader from base to apex, widely and deeply striate; intervals convex, sparsely and irregularly punctate. Length 7.5-15 mm. (Fig. 572.)

Throughout the State; common in the southern counties, less so northward. April 9-June 18. Occurs beneath bark.

### XI. EMMESA Newm. 1838. (Gr., "intermediate.")

One of the two known United States species occurs in the State.

2396 (7655). EMMESA LABIATA Say, Long's Exped., II, 1823, 287; *ibid.* I, 190.

Elongate, subparallel. Black, shining, sparsely and finely pubescent; labrum, terminal joints of palpi and tips of last joints of antennæ reddish-brown. Thorax one-third wider than long, sides feebly curved from base to apex; disk finely and rather closely punctate and with a deep, wide, oblique impression each side on basal half and a narrow one at middle. Elytra closely and rather finely punctured, each with two or three indistinct raised lines. Length 9-11 mm.

Marion and Crawford counties; rare. May 24—May 25. Occurs on leaves of plants and shrubs.

*Xylita levigata* Hellyw., black, basal half of elytra piceous or rufo-piceous, length 5-7 mm., ranges from Maine to Lake Superior and has been taken at Cincinnati.

*Carchara longula* Lec., elongate, depressed, piceous, length 6.5 mm., is said to occur rarely in the "Middle States."

## XII. SPILOTUS Lec. 1862. (Gr., "spotted.")

The members of this and the next genus have the head inclined or vertical, frontal suture not distinct; front coxæ conical, contiguous, without trochantins; middle coxæ not contiguous. *Spilotus* is represented by a single species having the antennæ somewhat thickened toward apex.

2397 (7662). *SPILOTUS QUADRIPUSTULATUS* Melsh., Proc. Phil. Acad. Nat. Sci., III, 1846, 57.

Elongate, slender, convex. Blackish-piceous, sparsely and finely pubescent; tibiae, tarsi and basal half of antennæ reddish-yellow; elytra each with two dull yellow spots, one large, oblique, near base, the other, smaller and more rounded, on apical third. Thorax one-half wider than long, sides rounded, hind angles obtuse; disk finely and densely punctate and with a faint impression each side near base. Elytra more sparsely punctate than thorax. Length 3-3.5 mm.

Kosciusko and Vigo counties; rare. June 5—June 6. Beaten from leaves of walnut.

## XIII. ENCHODES Lec. 1866. (Gr., "lance + appearance.")

This genus is represented in the Middle and Western States by one species.

2398 (7665). *ENCHODES SERICEA* Hald., Journ. Phil. Acad. Nat. Sci., I, 1849, 98.

Elongate, slender, subdepressed, tapering behind. Uniform reddish- or chestnut-brown, rather densely clothed with very fine, prostrate, yellowish pubescence. Thorax about as wide as long, widest at middle; hind angles acute, base bisinuate; disk very finely and densely punctate and with a wide, triangular impression each side near base. Elytra gradually but distinctly tapering from near base to apex, not striate, finely and densely punctate. Length 12-14.5 mm.

Vigo and Posey counties; rare. May 21—June 10. Taken from beneath bark of the downy poplar, *Populus heterophylla* L.

*Mytarus simulator* Newm., dull yellow, thorax and elytra marked with black, length 7 mm., is known from Ohio and Canada.

## XIV. PHILÆOTRYA Steph. 1832. (Gr., "bark + to bore.")

This genus includes those species usually listed under *Dircaea*. They are of medium size, have the head vertical; prosternum short, not separating front coxæ; males with front tarsi rather widely dilated and the last ventral segment truncate or emarginate. Two of the seven species recognized by Horn have been taken in the State and another perhaps occurs.

## KEY TO INDIANA SPECIES OF PHILÆOTRYA.

- a.* Antennæ slender, joints longer than wide; length 7 or more mm.  
*b.* Thorax shining, simply punctate; elytra each with two yellow spots of irregular shape. 2399. QUADRIMACULATA.  
*bb.* Thorax opaque, rugulose; elytra uniform brown or piceous. 2400. VAUDOUERI.  
*aa.* Antennæ with joints somewhat triangular, nearly as wide as long; length 6 mm. CONCOLOR.

2399 (7669). PHILÆOTRYA QUADRIMACULATA Say, Long's Exped., H. 1823, 283; *ibid.* I. 187.

Elongate-oval, convex, narrower behind the middle. Dark reddish-brown or piceous, feebly shining, sparsely pubescent; antennæ, palpi and front margin of thorax pale; elytra each with a yellowish, irregular, H-shaped spot on basal third and a very irregular one on apical third. Thorax slightly wider than long, disk with sides strongly sloping, finely and densely punctate. Elytra more sparsely punctured, the punctures on basal half unequal and coarser than those near apex. Length 7.5–11 mm.

Lake, Putnam, Marion and Crawford counties; scarce. May 28–July 15. Occurs on moss of beech and maple trees. Commonly listed as *Dircaea liturata* Lec., but Say's name has priority, as it was thrown aside by LeConte only on the ground that it had been preoccupied under *Scrotopalpus*.

2400 (7671). PHILÆOTRYA VAUDOUERI Muls., Col. Fr. Barbij. 79.

Elongate, subcylindrical, slightly depressed. Dark brown to piceous, feebly shining, sparsely clothed with short, brown pubescence; labrum, narrow front margin of thorax, antennæ and legs reddish-brown. Thorax a little longer than wide, sides rounded into apex; surface finely, densely and more or less rugosely and confluent punctate, the basal impressions very faint. Elytra with two or three vague costæ, the surface of basal half more sparsely and coarsely punctured than thorax. Length 7–9.5 mm.

Perry County; rare. May 31. Occurs beneath bark.

*P. concolor* Lec., dark brown, antennæ piceous, legs fuscous, the tarsi paler, is known from Pennsylvania and near Cincinnati.

## XV. SYMPHORA Lec. 1866. (Gr., "joined.")

Here belong two small, elongate, brownish or piceous species having the head scarcely deflexed, not constricted behind the eyes;

antennae filiform, third joint more than double the length of second and nearly equal to those which follow; maxillary palpi with second and third joints short, the fourth dilated, hatchet-shaped; front coxae contiguous. Both occur in Indiana.

2401 (7674). *SYMPHORA FLAVICOLLIS* Hald., Journ. Phil. Acad. Nat. Sci., 1, 1848, 100.

Elongate, moderately convex. Blackish-piceous, shining, finely pubescent; head, thorax, legs and base of antennae reddish-yellow. Thorax one-third wider than long, sides broadly rounded, apex truncate, hind angles obtuse; disk rather coarsely and sparsely punctate, with a vague oblique impression each side near base. Elytra slightly broader, more coarsely and sparsely punctate than thorax. Length 3-3.5 mm.

Throughout the State; frequent. April 8-July 3. Occurs beneath bark and on foliage.

2402 (7675). *SYMPHORA RUGOSA* Hald., Journ. Phil. Acad. Nat. Sci., 1, 1848, 100.

Usually more slender than *flavicollis*, which it resembles closely. Differs in being uniform pale chestnut-brown to dark fuscous, less shining; antennae and legs paler. Thorax less convex and more densely punctate, its outer margin continuous with those of elytra. Length 2.8-3.2 mm.

Throughout the State; common. June 2-July 11. Taken by beating; also on fungi.

*Anisoxya glaucula* Lee., elongate, fuscous, surface finely transversely aciculate, length 3.5 mm., was described from Pennsylvania.

#### Tribe VII. SCRAPTHINI.

This tribe is composed of three genera of small species having the head inclined, suddenly constricted a short distance behind the eyes into a small neck; labial palpi with the last joint hatchet-shaped; front coxae large, conical, contiguous, with distinct trochantins; middle coxae contiguous. Representatives of all the genera have been taken in the State.

#### KEY TO GENERA OF SCRAPTHINI.

- a.* Last joint of maxillary palpi triangular.
- b.* Next to last joint of *all* the tarsi lobed; first joint of hind tarsi twice as long as all the others united. XVI. *SCRAPTIA*.
- bb.* Next to last joint of hind tarsi not lobed; first joint of hind tarsi shorter than the other three united. XVII. *ALLOPODA*.
- aa.* Last joint of maxillary palpi elongate, pruning-knife shaped. XVIII. *CANIFA*.

XVI. *SCRAPTIA* Latr., 1807. (Gr., "an unchaste woman.")

Represented by a single small brownish species having the antennae about two-thirds the length of body, not very slender, third

joint slightly longer than second, the two together not longer than fourth; last joint of maxillary palpi large, one-half longer than wide, the outer side broadly curved.

2403 (7690). *SCRAPTIA SERICEA* Melsh., Proc. Phil. Acad. Nat. Sci., III, 1846, 57.

Elongate, parallel. Uniform dull brownish-yellow, sparsely clothed with silken, yellow pubescence; antennæ and legs paler. Thorax one-third wider than long, sides broadly rounded into apex; disk rather finely and closely granulate-punctate and with three broad, shallow impressions near base, the median one reaching to middle. Elytra a little more sparsely and coarsely punctured than thorax. Length 4-5.5 mm.

Orange and Perry counties; scarce. May 21-June 2. Occurs on flowers and foliage.

### XVII. ALLOPODA Lec. 1866. (Gr., "other + feet.")

Represented by one small elongate, convex species having the antennæ about half the length of body, second joint half as long as third, which is equal to fourth; next to last joint of front and middle tarsi cordate and lobed; same joint of hind tarsi slender, not at all dilated and two-thirds the length of preceding.

2404 (7691). *ALLOPODA LUTEA* Hald., Journ. Phil. Acad. Nat. Sci., I, 1848, 100.

Elongate, rather slender, subdepressed. Pale dull yellow to reddish-brown, feebly shining, sparsely pubescent; elytra usually with a common brown spot on apical third, which often extends forward along the suture; antennæ and abdomen dark brown; legs paler. Thorax slightly wider than long, sides rounded into apex; surface, as well as that of elytra, finely and rather closely granulate-punctate and with a small, round impression each side near base. Length 3-3.5 mm.

Crawford County; scarce. June 2-June 27. Occurs on flowers of wild hydrangea and other shrubs.

### XVIII. CANIFA Lec. 1866.

Antennæ slightly more than half the length of body, second and third joints small, equal, the fourth as long as both united; last joint of maxillary palpi fully twice as long as wide; next to last joint of all the tarsi cordate and somewhat lobed; first joint of hind tarsi nearly twice as long as the others united. Four small, dull species represent the genus, all of which have been taken in the State.

#### KEY TO SPECIES OF CANIFA.

*a.* Color of thorax and elytra uniform.

*b.* Dark brown or fuscous; legs pale, dull yellow; basal impressions of thorax distinct.

2405. PALLIPES.



*bb.* Black; legs pale fuscous; basal impressions very faint.

2406. PUSILLA.

*aa.* Thorax and elytra more or less bicolored.

*c.* Head black; thorax and basal portion of elytra largely dull yellow.

2407. PLAGIATA.

*cc.* Head and thorax black; elytra pale, dull yellow.

2408. PALLIPENNIS.

2405 (7695). *CANIFA PALLIPES* Melsh., Proc. Phil. Acad. Nat. Sci., III, 1846, 56.

Elongate, rather slender, subdepressed. Color given in key; head black, pubescence fine, sparse, yellowish. Thorax short, nearly twice as wide as long, apex and base truncate, sides rounded; disk minutely and densely granulate-punctate, basal impressions broad and rather shallow. Elytra widest behind the middle, a little more sparsely and coarsely and less roughly punctate than thorax. Length 2-2.5 mm.

Throughout the State, frequent in the southern counties; much less so northward. May 16-July 25. Beaten from foliage of various shrubs.

2406 (7693). *CANIFA PUSILLA* Hald., Journ. Phil. Acad. Nat. Sci., I, 1848, 100.

More slender and parallel than *pallipes*. Black; elytra tinged with fuscous, thickly clothed with fine, pale, yellowish pubescence. Length 2 mm.

Putnam and Dubois counties; scarce. May 10-May 26.

2407 (7692). *CANIFA PLAGIATA* Melsh., Proc. Phil. Acad. Nat. Sci., III, 1846, 56.

Form of *pallipes*. Head black; thorax and medial basal portion of elytra dull brownish-yellow; apical portion and sides of basal half of elytra blackish-fuscous. Basal impressions of thorax smaller, deeper, with usually a third one in front of scutellum; otherwise as in *pallipes*. Length 2-2.5 mm.

Throughout the State, common in the southern counties; less so northward. May 11-June 24. Beaten from foliage of many shrubs and herbs, especially that of red bud, honey-locust and great ragweed.

2408 (7694). *CANIFA PALLIPENNIS* Lec., Proc. Amer. Phil. Soc., XVII, 1878, 619.

Elongate, slender. Head and thorax black; elytra pale, dull yellow, finely pubescent; under surface and legs pale yellow, antennae and abdomen darker. Thorax twice as wide as long, surface finely granulate-punctate; basal impressions broad and distinct. Length 2.3-2.5 mm.

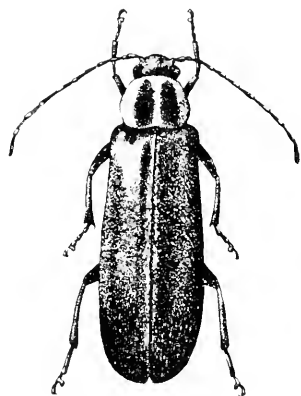
One specimen from beneath the bark of dead pine near Millers, Lake County. July 14. Described from northern Michigan.

#### Tribe VIII. NOPHINI.

This tribe is represented in North America by the one genus:

## XIX. NOTHUS Oliv. 1811. (Gr., "a bastard.")

Our single species resembles the Lampyrid, *Telyphorus bilineatus* Say, in general appearance. Besides the characters given in tribal key it has the head deflexed; antennæ slender, subserrate; last joint of maxillary palpi large, dilated, nearly cultriform; front coxæ conical, contiguous. The males have the hind femora curved, the tibiæ armed with a sharp spine on the inner edge near the tip, and the tarsal claws cleft.

Fig. 573.  $\times 6$ . (Original.)

2409 (7698). *NOTHUS VARIANS* Lec., New Sp. N. Am. Col., 1, 1866, 145.

Elongate-oblong, parallel. Piceous or blackish-piceous, sparsely clothed with fine, gray, prostrate hairs; thorax reddish-yellow, with a broad, black stripe each side of middle, these often connected or even confluent; antennæ and legs usually piceous, sometimes in part or wholly dull yellow. Thorax sub-orbicular, slightly broader than long, its angles all obtusely rounded; surface finely and rather closely punctate. Elytra finely, densely and rugosely punctate. Length 5-8 mm. (Fig. 573.)

Throughout the State; frequent. May 1-July 1. Occurs on flowers and foliage, especially those of *Crataegus*.

## Tribe IX. MYCTERINI.

While no member of the tribe has been taken in the State, a single species of each of its two genera may occur. The genera are separated as follows:

## KEY TO GENERA OF MYCTERINI.

- a.* Head short; epipleuræ not reaching tips of elytra; first ventral segment short. LACCONOTUS.  
*aa.* Head prolonged into a beak; epipleuræ reaching tips of elytra; first ventral as long as the second. MYCTERUS.

*Lacconotus punctatus* Lec., black, thorax reddish-yellow with median black space, length 4-5.5 mm., has been taken by Dury at Cincinnati. *Mycterus scaber* Hald., black, legs and antennæ yellow, length 4.5 mm., "occurs in the Atlantic States."

## Family LIX. PYTHIDÆ.

## THE PYTHID BARK BEETLES.

A small family, represented in the United States by only about 20 species. They are separated from those of Melandryidæ by hav-

ing the thorax narrowed behind, rarely margined at the sides, its disk without basal impressions. In form they are usually long and narrow, either slightly convex or much flattened. They occur beneath bark, usually that of pine, and have no special economic importance.

Other than the characters above mentioned, the Pythidae have the head prominent, not constricted behind the eyes, which are neither emarginate or finely granulate; antennae 11-jointed, slightly thickened toward the tips; elytra rounded at apex, covering the abdomen, the latter with five free ventral segments; front coxae conical, usually contiguous, the cavities open behind; tarsi slender, never lobed, their claws simple.

Of the nine genera recognized by LeConte and Horn, representatives of but three have been taken in the State, while those of one other probably occur. The only papers treating of any of the North American species are as follows:

*Horn*.—"Table of the species of *Cononotus*," in *Trans. Amer. Ent. Soc.*, II, 1868, 136.

*LeConte*.—"Table of *Rhinosimus*," in *N. Am. Entom.*, I, 1868, 4.

*Horn*.—"Synopsis of the Genus *Pytho*," in *Trans. Amer. Ent. Soc.*, XV, 1888, 45-46.

*Wickham*.—"The Pythidae of Ontario and Quebec," in *Can. Ent.*, XXXI, 1899, 57-61.

#### KEY TO INDIANA GENERA OF PYTHIDÆ.

- a.* Middle coxæ with distinct trochantins; last joint of maxillary palpi dilated; mandibles visible beyond the labrum; length 10 or more mm.  
*b.* Third joint of antennæ not longer than fourth; elytra not striate.  
 I. BOROS.  
*bb.* Third joint of antennæ longer than fourth; elytra striate; body much depressed.  
 PYTHO.  
*aa.* Middle coxæ enclosed by the sternæ, without trochantins; last joint of maxillary palpi not dilated; mandibles not visible beyond the labrum; length less than 5 mm.  
*c.* Beak of head broad and very short. II. SALPINGES.  
*cc.* Beak prolonged. III. RHINOSIMUS.

I. BOROS Herbst, 1797. (Gr., "to shine.")

But one species from North America belongs to this genus.

2110 (7708). BOROS UNICOLOR Say, *Journ. Phil. Acad. Nat. Sci.*, V, 1826, 238; *ibid.*, II, 305.

Elongate, slender, subdepressed. Uniform piceous, shining, scarcely or not at all pubescent. Antennæ one-third longer than head. Thorax oval,

the sides evenly rounded; surface, as well as that of head, coarsely, deeply and rather closely punctate. Elytra much more finely and sparsely punctate than thorax. Length 11-13 mm.

Lake County; rare. October 22. One specimen from beneath bark of dead pine.

The range of *Pytho depressus* L. is such as to include Indiana. It is piceous or chestnut-brown, with a bluish or violet lustre, legs, antennæ and under surface reddish-yellow. Length 11-15 mm.

## II. SALPINGUS Gyll. 1810. (Gr., "a trumpet.")

One of the four recognized species occurs in the northern portion of the State.

2411 (7717). SALPINGUS VIRESCENS Loc., Agass. Lake Sup., 1850, 232.

Elongate, depressed. Greenish-black, shining; antennæ reddish-brown, the last three joints piceous. Thorax slightly broader than head, widest one-fourth from apex, thence obliquely narrowed to base; hind angles rectangular, distinct; surface, as well as that of head, sparsely and rather finely punctate. Elytra broader at base than thorax, widening behind the middle; disk with rows of fine, feebly impressed, close-set punctures; intervals flat, smooth. Length 2.5-3 mm.

Lake County; rare. June 28. Taken by beating foliage of pine.

## III. RHINOSIMUS Latr. 1805. (Gr., "flat-nosed.")

This genus is easily distinguished from the preceding by the much greater length of the flattened beak, the species in this respect resembling some of those of the family Rhynchitidae. One of the three known species has been taken in the State.

2412 (7723). RHINOSIMUS VIRIDILENEUS Rand., *Bost. Journ. Nat. Hist.*, 11, 1838, 23.

Elongate. Blackish-green, strongly shining; antennæ, legs and tip of beak brownish-yellow. Beak flat, twice as long as wide, narrowed at middle, wider at tip. Thorax slightly broader than long, narrowed behind, sides rounded in front; surface, as well as that of head and beak, coarsely but not densely punctured and with two irregular impressions each side. Elytra about twice as wide as thorax, marked with rows of scarcely impressed, rather fine punctures; intervals flat, the alternate ones each with a single row of distant punctures. Length 3.5-4 mm.

A single specimen in the Wolcott collection, taken near Millers, Lake County. July 13. Occurs beneath bark of pine.

## Family LX. CEDEMERIDÆ.

### THE CEDEMERID BEETLES.

A family of small or medium-sized beetles, usually rather slender, elongate and semicylindrical in form, with the head and thorax

narrower than elytra, the former but slightly narrowed into a neck. The middle coxæ are very prominent; thorax without sharp edges at the sides, its lateral suture beneath wanting; elytra somewhat soft in texture and either smooth or with fine punctures and silky hair. They are found mostly on flowers or foliage, sometimes in crevices or on the ground near water. The larvæ live for the most part in decaying wood and are not of much economic importance. The name of the family is derived from that of the typical genus *Cedemera*, which is the Greek of two words meaning "swollen" and "thigh."

In addition to the characters mentioned, the members of the family have the palpi 4-jointed, the last joint dilated; head slightly inclined, the front somewhat prolonged; antennæ 11- rarely 12-jointed, nearly filiform; elytra covering the abdomen, which has five free ventral segments with a sixth sometimes visible in the males; front coxæ large, conical, contiguous, the cavities widely open behind; tarsi with the next to last joint dilated and furnished with a dense brush of hairs beneath; tarsal claws usually simple, rarely toothed at base.

The principal papers treating of the North American species are as follows:

*LeConte*.—"Synopsis of the Cedemeridæ of the United States," in *Proc. Phil. Acad. Nat. Sci.*, VII, 1854, 20-22.

*LeConte*.—"Synoptic Tables of Copidita and Oxacis," in *New Sp. N. Am. Col.*, I, 1866, 164-166.

*Horn*.—"The Cedemeridæ of Boreal America," in *Proc. California Acad. Sci.*, VI, 1896, 382-421.

*Wickham*.—"The Cedemeridæ and Cephaloidæ of Ontario and Quebec," in *Can. Ent.*, XXX, 1898, 149-152.

Horn, in his paper above cited, recognized 50 species from North America. These he distributes among 13 genera. Of these but five species, belonging to four genera, have been taken in the State, and a representative of another may occur.

#### KEY TO INDIANA GENERA OF CEDEMERIDÆ.

- a*. Next to last joint of tarsi narrowly dilated; length less than 5 mm.; color brown. I. MICRORONTS.
- aa*. Next to last joint of tarsi broadly dilated; length usually more than 7 mm.
- b*. Front tibiæ with one spur; color above yellowish, elytra tipped with black; antennæ of male 12-jointed. II. XACERDES.
- bb*. Front tibiæ with two spurs; antennæ in both sexes 11-jointed.
- c*. Both mandibles bifid at tip.

- |  |               |
|--|---------------|
| <i>d.</i> Claws simple.  | COPIDITA.     |
| <i>dd.</i> Claws toothed at base; form very slender; color blackish, thorax wholly or in part reddish. | III. ASCLERA. |
| <i>cc.</i> Both mandibles simple; head short.  | IV. OXACIS.   |

### I. MICROTOXUS Lec. 1862. (Gr., "small + a thong.")

Represented by a single small brown species having the head short, the front with distinct curved suture just before the eyes, which are rather coarsely granulate; maxillary palpi with last joint rather long, hatchet-shaped; antennæ slender, one-half the length of body, the second joint one-third as long as fourth.

2413 (7726). MICROTOXUS SERICEUS Lec., Class. Col. of N. A., I, 1862, 259.

Elongate, slender, convex. Brown, feebly shining, sparsely clothed with short, silken, yellowish hairs. Thorax nearly square, as wide as head, sides feebly rounded; hind angles acute; surface finely and densely punctate and with a vague depression each side near base. Elytra but slightly wider at base than thorax; surface closely, coarsely and irregularly punctate. Length 3.8-4.5 mm.

Orange, Crawford and Perry counties; scarce. May 11-June 26. Occurs on foliage, especially that of elm.

### II. NACERDES Schmidt. 1846.

One medium-sized, slender-bodied species belongs here. The antennæ are less than half the length of body, 12-jointed in male, eleven in female. Fourth joint of maxillary palpi elongate-triangular.

2114 (7733). NACERDES MELANURA Linn., Faun. Suec., 1746, 205.

Elongate, slender, parallel, subdepressed. Above dull yellow; elytra tipped with blackish purple; under surface and legs in great part piceous. Thorax dilated each side in front of middle, narrowed behind, rather coarsely and closely punctate. Elytra each with four narrow, slightly elevated lines; surface finely and densely punctate. Length 8-12 mm.

Wells, Marion and Lawrence counties; scarce. May 29-July 12. Occurs about cellars, old boxes and lumber yards, probably in all of the larger towns of the State. Originally from Europe, it has been spread by commerce over the world. In one specimen from Lawrence County the thorax has a large piceous spot each side.

*Copidita thoracica* Fab., piceous, thorax reddish-yellow, elytra varying to purple or blue, length 5-7 mm., is said to occur from the "Middle States southward."

III. *ASCLERA* Schmidt, 1846. (Gr., "not + hard.")

Elongate, slender blackish forms having the elytra distinctly costate; last joint of maxillary palpi triangular; tarsal claws toothed at base. Two of the six recognized species occur in the State.

2415 (7752). *ASCLERA RUFICOLLIS* Say, Journ. Phil. Acad. Nat. Sci., III, 1821, 271; *ibid.* II, 160.

Elongate, slender. Black, opaque; thorax wholly red. Thorax broader than long, sides curved in front, oblique behind; disk smooth, except a row of coarse punctures along the base and three broad foveae, one each side of middle, the other, more shallow, in front of scutellum. Elytra each with three well marked dorsal costae; intervals densely and minutely granulate-punctate. Length 5-6.5 mm.

Throughout the State; frequent southward, much less so in the northern counties. April 7-May 23. Occurs on flowers, especially those of the yellow adder's tongue or dog's tooth violet (*Erythronium americanum* Ker.); also on those of willow, wild plum, black haw, etc.

2416 (7753). *ASCLERA PUNCTICOLLIS* Say, Journ. Phil. Acad. Nat. Sci., III, 1821, 273; *ibid.* II, 161.

Form and color of *ruficollis* except that the thorax has a large central blackish spot and has the disk depressed at middle, without foveae, finely and densely punctate. Elytra often with a slight purplish tinge, the costae distinct but less prominent. Length 6.5-8 mm.

Putnam and Posey counties; scarce. April 12-May 6. Occurs on flowers of wild plum, etc.

IV. *OXACIS* Lee, 1866. (Gr., "sharp + edge.")

Here belong about 15 slender species, having the antennae inserted close to the eyes, which are emarginate; mandibles acute at tip; claws usually simple. But one has been taken in the State.

2417 (7741). *OXACIS TENUATA* Lee, Proc. Phil. Acad. Nat. Sci., VII, 1851, 21.

Elongate, slender. Dull brownish-yellow; thorax with the sides usually piceous, often with a median blackish spot and a small rounded one each side in front; antennae dull yellow to piceous, the basal joint longer than the third. Thorax obovate, longer than wide, without transverse impression; rather finely and densely punctate. Elytra finely and densely punctate without trace of costae. Length 7-9 mm.

Posey County; rare. May 18. Beaten from flowers of the false indigo. A member of the Austroriparian fauna.

## Family LXI. MORDELLIDÆ.

## THE TUMBLING FLOWER BEETLES.

This family includes a large number of small, wedge-shaped beetles having the body arched, the head bent downward and the abdomen usually prolonged into a style or pointed process. The hind legs are, in most species, very long and stout, fitted for leaping; the antennæ long and slender and the thorax is as wide at base as the elytra. The body is densely covered with fine silky hairs, usually black, but often very prettily spotted or banded with yellow or silvery hues. The adults occur on flowers or on dead trees and are very active, flying and running with great rapidity and in the net or beating umbrella jumping and tumbling about in grotesque manner in their efforts to escape. The larvæ live in old wood or in the pith of plants, and those of some species are said to be carnivorous in habit, feeding upon the young of Lepidoptera and Diptera which they find in the plant stems. The name *Mordella*, that of the typical genus, is from the Latin *mordere* or "bite."

In addition to the characters mentioned the Mordellidæ have the maxillary palpi 4-jointed, the last joint variable in form; head vertical and applied closely to the prosternum in repose, suddenly constricted immediately behind the eyes; antennæ slender, 11-jointed, inserted at the sides of the front; thorax strongly narrowed in front, its lateral suture distinct; elytra narrowed behind, not truncate, leaving exposed the tip of the abdomen, the latter with five or six ventral segments; front legs short, hind ones usually long; front coxæ large, conical, contiguous, without trochantins, the cavities open behind; hind coxæ flat, contiguous, very large in most of our species; hind tarsi long, compressed; tarsal claws either simple or cleft to the base, with the upper portion comb-toothed in most species.

The principal literature treating of the North American forms is as follows:

*LeConte*.—"Synopsis of the Mordellidæ of the United States," in Proc. Phil. Acad. Nat. Sci., XIV, 1862, 43-51.

*Smith, John B.*—"A Synopsis of the Mordellidæ of the United States," in Trans. Amer. Entom. Soc., X, 1882, 73-100, Pls. I-III.

About 120 members of the family are known from North America. These are distributed among seven genera, six of which are represented in the State. One of the principal characters used in



separating the genera and species is the number and form of the small black ridges on the outer face of the hind tibiae and tarsi. The insects should be mounted with the hind legs straightened out and plainly visible, else their identification is impossible.

## KEY TO INDIANA GENERA OF MORDELLIDÆ.

- a.* Abdomen not prolonged at tip; tarsal claws not cleft; upper surface of body very finely and transversely strigose.
- b.* Front and middle tarsi with third and fourth joints equal; antennæ rather short, with the last five joints broader. I. PENTARIA.
- bb.* Front and middle tarsi with the fourth joint very small. II. ANASPIS.
- aa.* Abdomen with the last segment prolonged, conical; tarsal claws cleft and pectinate; hind femora much enlarged.
- c.* Hind tibiae with only a small subapical ridge; eyes finely granulated.
- d.* Anal style short, obtuse; scutellum usually emarginate behind; eyes not reaching the occiput. III. TOMOXIA.
- dd.* Anal style long and slender; scutellum triangular; eyes reaching the occiput. IV. MORDELLA.
- cc.* Hind tibiae and tarsi with oblique ridges on the outer face; eyes coarsely granulated.
- c.* Hind tibiae with one long ridge and no subapical one (Fig. 576, No. 10); length 6-8 mm. V. GLIPODES.
- cc.* Hind tibiae with subapical ridge distinct and usually one or more oblique ones in addition (Fig. 576, Nos. 15 and 17); length less than 6 mm. VI. MORDELLISTENA.

## I. PENTARIA Muls. 1856. (Germ., "five ; thin.")

Our species of this and the next genus are small yellow or yellow and black, finely pubescent forms, having the body fusiform rather than wedge-shaped; hind femora not or but slightly dilated; last dorsal segment not prolonged; eyes oval, narrowly emarginate. *Pentaria* has the sixth ventral segment visible, and is represented in the State by one of the four known species.

2418 (7761). PENTARIA TRIFASCIATA Melsh., Proc. Phil. Acad. Nat. Sci., II, 1845, 316.

Elongate, subdepressed. Head, thorax, legs and base of antennæ dull reddish-yellow; elytra yellow, with base, tips and a broad band just behind the middle, black; abdomen, and sometimes the entire under surface, fuscous. Length 3-4 mm.

Throughout the State, frequent; more so in the southern counties. June 4-July 30. Occurs on flowers, especially those of the dogwood (*Cornus*), wild hydrangea and black haw. The thorax is sometimes marked with fuscous and the bands of elytra are rarely connected along the suture.

II. *ANASPIS* Geoff. 1762. (Gr., "without shield.")

Sixth ventral segment not visible; fourth joint of front and middle tarsi very small and received upon the third, which is slightly lobed; males with two slender appendages protruding from between the fourth and fifth ventral segments. Two of the eight recognized species have been taken in the State, while a third may occur in the northern counties.

KEY TO INDIANA SPECIES OF *ANASPIS*.

- a.* Upper surface entirely black; palpi, base of antennæ and front legs dull yellow; thorax twice as wide as long; length 3-4 mm. NIGRA.  
*aa.* Upper surface, in part at least, yellow; thorax one-half wider than long.  
*b.* Head, thorax and under surface black; elytra pale brownish-yellow. 2419. FLAVIPENNIS.  
*bb.* Head fuscous or yellow; thorax and elytra dull reddish-yellow. 2420. RUFA.

*A. nigra* Hald., readily recognized by the robust form, is known from Vermont and New York to Lake Superior.

2419 (7769). *ANASPIS FLAVIPENNIS* Hald., Journ. Phil. Acad. Nat. Sci., I, 1848, 100.

Elongate, slender. Color given in key; tibiae, tarsi, mouth parts and base of antennæ brownish-yellow. Length 3-4 mm.

Steuben, Marion, Putnam and Jennings counties; scarce. April 9-May 25. Occurs on flowers, especially those of huckleberry and *Crotagus*.

2420 (7770). *ANASPIS RUFA* Say, Journ. Phil. Acad. Nat. Sci., V, 1826, 244; *ibid.* II, 309.

Elongate, slender. Head yellow or more or less piceous; antennæ and abdomen fuscous or dull yellow. Length 3-4 mm.

Kosciusko, Fulton, Putnam and Crawford counties; scarce. April 20-June 27.

III. *TOMOXIA* Costa. 1854. (Gr., "joint + sharp.")

In this and succeeding genera the body is more or less wedge-shaped; hind femora very large and flat; last dorsal segment conical, prolonged; sixth ventral not visible; body pubescent and very finely punctulate. The species of *Tomoxia* are of a blackish color, varied with irregular grayish pubescence. They have the anal style short, obtuse; antennæ serrate; last joint of maxillary palpi more or less elongate, triangular and thick, with the apical face concave. Two of the three recognized species have been taken in the State.

## KEY TO INDIANA SPECIES OF TOMOXIA.

- a.* Last joint of maxillary palpi long, triangular; scutellum emarginate behind. 2421. *BIDENTATA*.  
*aa.* Last joint of maxillary palpi broadly *hatchet*-shaped; scutellum triangular. 2422. *ILLARIS*.

2421 (7773). *TOMOXIA BIDENTATA* Say, Journ. Phil. Acad. Nat. Sci., 11, 1824, 277; *ibid.* 11, 464.

Robust, wedge-shaped. Brown, varied with ash-gray pubescence as follows: four stripes on thorax radiating from the middle of front margin, which, with the side margins, is also ash-gray; elytra each with three or four stripes on basal half, a broken crossband behind middle and the apex ash-gray; a large rhomboidal brown spot on each near base. Length 10-13 mm.

Lake, Vigo and Posey counties; scarce. February 6-June 7. Occurs on dead trees. *T. lineella* Lec., 5-7 mm. in length, the elytra marked with narrow ash-gray lines, is now recognized as the male of *bidentata*.

2422 (7776). *TOMOXIA ILLARIS* Say, Bost. Journ. Nat. Hist., 1, 1835, 190; *ibid.* 11, 661.

Form wedge-shaped; more slender than *bidentata*. Black, varied with ash-gray pubescence; elytra with a narrow sub-basal band of brownish-yellow pubescence and a broader one behind the middle, the two connected along the suture and margined with ash-gray pubescence. Length 9-13 mm.

Described from Indiana. Two in Stein collection, probably from Posey County.

## IV. MORDELLA Linn. 1758. (L. "bite.")

Rather large wedge-shaped forms having the scutellum triangular; anal style usually long and slender; last joint of maxillary palpi long, triangular and obliquely truncate (except in the male of *oculata*). Nine of the 19 recognized forms have been taken in the State, while two others may occur.

## KEY TO INDIANA SPECIES OF MORDELLA.

- a.* Anal style short and truncate; dull black; thorax and elytra sprinkled with small spots of silvery pubescence, the latter with narrow interrupted band on apical third composed of confluent spots. *BORCALIS*.  
*aa.* Anal style long and slender.  
*b.* Last joint of maxillary palpi triangular, the sides unequal.  
*c.* Elytra dark, without conspicuous markings.

- d.* Deep black, finely pubescent; base of thorax broadly rounded at middle. 2423. MELENA.
- dd.* Dull black, pubescence brownish; base of thorax much less rounded. 2424. SCUTELLARIS.
- æ.* Elytra with distinct yellow or ash-gray spots or markings.
- e.* Elytra each with four spots of yellowish pubescence, the one at base broadly curved. 2425. OCTOPUNCTATA.
- cc.* Elytra with stripes or with more than four spots.
- f.* Antennæ and front legs black; thorax marked with ash-gray pubescence and large black spots.
- g.* Elytra with small silver gray spots, usually more or less confluent. 2426. MARGINATA.
- gg.* Elytra with a narrow sutural line and an oblique stripe from humerus toward the middle, ash-gray. 2427. LUXULATA.
- ff.* Antennæ and front legs dull yellow; thorax and elytra speckled with small, unequal yellowish spots; elytra with an interrupted band behind middle and the tips also yellowish pubescent. 2428. SERIAL.
- nn.* Last joint of maxillary palpi either broadly hatchet-shaped or with the sides equal.
- h.* Head and thorax black.
- i.* Thorax sparsely clothed with yellowish pubescence, more densely at base; elytra with a broad basal band, enclosing on each a round black spot, and an interrupted band behind the middle yellowish or ash-gray. 2429. OCULATA.
- ii.* Thorax marked with ash-gray pubescence and large black spots.
- j.* Elytra with a broad basal band, including on each side two spots, and two oblique undulated bands of yellowish or ash-gray pubescence. 2430. TRILOBA.
- jj.* Elytra with a broad basal band, including each side a very large black spot, a band just behind middle and the tips ash-gray. UNDBLATA.
- hh.* Head and thorax partly yellow; elytra with crossbands of black and yellow. 2431. DISCOIDEA.

*M. borealis* Lec., length 3–4 mm., is said to occur in the “Northern States,” and has been recorded from Cincinnati.

2423 (7779). MORDELLA MELENA Germ., Insect Sp. Nov., 1824, 169.

Deep velvety black; pubescence at base of elytra and on sides of under surface often more or less iridescent; base of pygidium usually silvery pubescent. Length 5–7 mm. (Fig. 574.)

Throughout the State; frequent. June 9–August 1. Occurs especially on blossoms of wild rose.

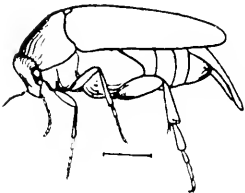


Fig. 574 (After Smith)

2424 (7780). *MORDELLA SCUTELLARIS* Fab., Syst. Eleml., II, 1801, 123.

Dull black, clothed with brownish pubescence; scutellum sometimes ash-gray; sides of meso- and metasterna and front margins of ventral segments more or less ash or silvery gray. Length 3-6 mm.

Throughout the State; common. June 2-September 23. Occurs in numbers on the flowers of *Solidago* and other Compositae. *M. irrorata* Lee. is a variety with single ash-gray hairs scattered over the elytra, and with the under surface dull black.

2425 (7782). *MORDELLA OCTOPUNCTATA* Fab., Syst. Eleml., II, 1801, 123.

Head grayish pubescent; thorax with a network of lines of grayish-yellow hairs; elytra as mentioned in key, the basal curved spots each partially enclosing a round black one, the subhumeral spot narrow and oblique; under surface spotted with ash-gray pubescence. Length 6-7 mm. (Fig. 575.)

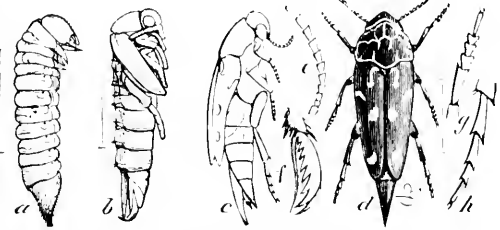


Fig. 575. *a*, Larva; *b*, pupa; *c*, beetle, outline side view of female; *d*, dorsal view of same; *e*, antenna; *f*, tarsal claw of same. (After Riley.)

Southern half of State; frequent. June 2-August 7. Occurs especially on flowers of Jersey tea. The young are said to feed on the wood of very rotten oak stumps.

2426 (7783). *MORDELLA MARGINATA* Melsh., Proc. Phil. Acad. Nat. Sci., II, 1845, 312.

Thorax with the margins, a narrow stripe each side of middle and a short one extending forward from base near hind angles, silvery or ash-gray. Elytra with the spots varying much in size and disposition. Under surface varied with silver-gray and black. Length 3-4.5 mm.

Throughout the State; common. June 1-August 2. Occurs especially on flowers of dogwood, Jersey tea, and wild hydrangea. The markings on the thorax are distinct only when held in a certain light.

2427 (7784). *MORDELLA LUNULATA* Helm., Proc. Phil. Acad. Nat. Sci., XVII, 1865, 96.

Head and thorax sparsely clothed with yellowish-gray pubescence; the latter with an indistinct stripe extending forward from base on each side, more densely pubescent; under surface with sides and front margins of ventral segments with sparse ash-gray hairs. Length 4 mm.

Orange County; rare. June 1. The single specimen agrees perfectly with the descriptions of Hellmuth's type collected in Illinois, the elytra having the "narrow basal margin, humeral lunule and suture cinereous pubescent." In LeConte's *obliqua*, described from

Detroit, there is an oblique stripe from the humerus to beyond the middle. Smith regards the two species as identical.

2428 (7785). *MORDELLA SERVAT* Say, Bost. Journ. Nat. Hist., I, 1835, 491;  
ibid. II, 662.

Piceous brown, mottled with yellowish as mentioned in key; elytra with a round black spot each side of scutellum, these bordered beneath with a yellowish spot much larger than the others; under surface varied with ash-gray and black. Length 4-4.5 mm.

Putnam County; rare. July 4. Beaten from flowers of linden. Say's type was from Indiana, probably Posey County. A prettily marked and easily recognized species.

2429 (7787). *MORDELLA OCLATA* Say, Bost. Journ. Nat. Hist., I, 1835, 490;  
ibid. II, 662.

Antennæ, tibiae and tarsi dull red; basal yellowish band of elytra extending in a point almost to middle of each; under surface varied with ash-gray pubescence, the hind margin of each ventral segment reddish. Maxillary palpi of male much larger than in female, and excavated at tip. Length 5-6.5 mm.

Southern half of State; scarce. May 31-October 3. Occurs on the greater horseweed, *Ambrosia trifida* L.

2430 (7789). *MORDELLA TRILOBA* Say, Journ. Phil. Acad. Nat. Sci., III, 1824,  
276; ibid. II, 163.

Body black. Thorax with a three-lobed black spot, margined with yellowish pubescence; elytra with three undulating bands of dirty yellowish pubescence, the basal one enclosing a humeral and scutellar black spot; under surface rather thickly clothed with silvery gray hairs. Length 3-4 mm.

Marion, Putnam and Posey counties; scarce. May 24-July 14. Taken from flowers of mullein and wild hydrangea.

*M. undulata* Mels., length 3 mm., is recorded from Pennsylvania and Ohio.

2431 (7792). *MORDELLA DISCOIDEA* Melsh., Proc. Phil. Acad. Nat. Sci., II,  
1843, 315.

Black; antennæ, legs and top of head yellow; thorax yellow, with a large triangular black spot reaching from apex two-thirds to base; elytra black, marked with yellow as follows: an oblique stripe extending from humerus to a crossband before middle, a second band behind middle; apex, margin and suture behind the second band. Length 2-3 mm. (Fig. 576, No. 9.)

Posey County; rare. June 11. A small and prettily marked form, whose general range is southern.

## V. GLIPODES Lec. 1862. (Gr., "slippery-foot.")

Rather large fuscous species, covered with dense silky brown pubescence; scutellum rounded, triangular; hind tibiae carinate along the dorsal line and furnished with a long oblique ridge on outer surface, this connected with the dorsal ridge near tip; first joint of hind tarsi with two oblique ridges. (Fig. 576, No. 10.) One of the two known species has been taken in the State.

2432 (7793). GLIPODES SERICANS Melsh., Journ. Phil. Acad. Nat. Sci., 11, 1845, 312.

Dark reddish-brown, densely clothed with silky yellowish pubescence; elytra usually darker than head or thorax. Labial palpi with last joint emarginate. Maxillary palpi of male with under side clothed with a dense brush of fine, soft hairs, the last joint bearing at base an outer jointed and forked appendage as long as the joint itself. Length 6.8 mm.

Posey County; rare. June 14. Occurs in the "Middle and Southern States."

## VI. MORDELLISTENA Costa. 1855. (L., "bite-narrow.")

A large genus of small, linear or wedge-shaped forms, having the scutellum rounded, triangular; anal style long and slender; hind tibiae with a subapical short transverse ridge\* and from one to five oblique ridges on the outer face; hind tarsi with from one to five oblique ridges on first joint and often one to three on second and third joints. The beetles are often brightly and prettily variegated and occur on flowers of various plants.

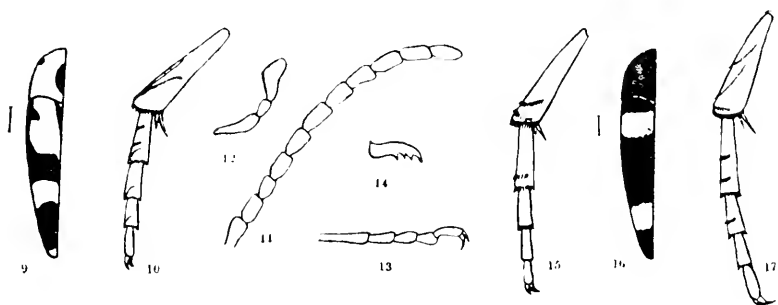


Fig. 576. No. 9, *Mordella discoides*; 10, hind tibia and tarsus of *Glipodus*; 11, antenna of *Mordellistena*; 12, maxillary palpus of same; 13, front tarsus of same; 14, tarsal claw of same; 15, hind tibia and tarsus of *Mordellistena bicinctella*; 16, elytra of same; 17, hind tibia and tarsus of *M. arida*. (After Smith.)

On account of its large size, the genus is separated primarily into six groups, based upon the number and arrangement of the *tibial* ridges. These are as follows:

\*This is not taken into account in the separation of the Groups below

## KEY TO GROUPS OF INDIANA MORDELLISTENA.

- a.* Hind tibiæ and first joint of hind tarsi each with a single short, oblique ridge near tip. (Fig. 576, No. 15.) Group A.
- aa.* Hind tibiæ with two or more oblique ridges on outer face.
- b.* Hind tibiæ with but two oblique ridges on outer face.
- c.* Ridges of tibiæ converging above. (Fig. 576, No. 17.) Group B.
- cc.* Ridges of tibiæ parallel.
- d.* Ridges equal in length. (Fig. 577, *a.*) Group C.
- dd.* Ridges unequal, the upper one extending almost across the outer face of the tibiæ. (Fig. 578, *a.*) Group D.
- bb.* Hind tibiæ with three or more short, oblique parallel ridges.
- e.* Hind tibiæ with but three ridges. (Fig. 579, *b.*) Group E.
- cc.* Hind tibiæ with four or more ridges. (Fig. 580, *a.*) Group F.

## GROUP A.

This group is represented in the collection by two species.

- 2433 (7795). MORDELLISTENA BICINCTELLA Lec., Proc. Phil. Acad. Nat. Sci., XIV, 1862, 48.

Body narrow, parallel. Black; elytra with two yellow bands, first near base and interrupted by suture, second one fourth from tips; head, antennæ and legs, except hind femora, dull yellow; thorax sometimes black, sometimes brick red. Length 2-2.5 mm. (Fig. 576, No. 16.)

Stenben and Marshall counties; scarce. June 11—July 6.

- 2434 (—). MORDELLISTENA CONFUSA sp. nov.

Very slender, parallel. Black, sparsely clothed with brownish pubescence; elytra with an oblong, dull yellow humeral spot; labrum, palpi, tarsi and abdominal process dull brownish-yellow. Length 2.5 mm.

Martin County; rare. May 16. Resembles *biplagiata* in color, but much more slender and with but one ridge on tibiæ and first tarsal.

## GROUP B.

This group contains two uniform brownish-yellow species having the tibial ridges not parallel, but converging above.

## KEY TO INDIANA SPECIES OF GROUP B.

- a.* First joint of hind tarsi with two, second with one oblique ridge; ridges of tibiæ short, less strongly marked. 2435. LUTEA.
- aa.* First joint of hind tarsi with three, second with one oblique ridge; ridges of tibiæ long, very strongly marked. 2436. ARIDA.

- 2435 (7797). MORDELLISTENA LUTEA Melsh., Proc. Phil. Acad. Nat. Sci., II, 1845, 315.

Slender, wedge-shaped. Uniform brownish-yellow; elytra densely clothed with yellow pubescence. Length 2.8-3.2 mm.

Marion, Orange and Posey counties; scarce. June 1—June 9.



2436 (7796). *Mordellistena arida* Lec., Proc. Phil. Acad. Nat. Sci., XIV, 1862, 48.

Larger and slightly darker than *fulva*. Ridges of tibiae and tarsi longer and stronger than there, those of the first joint of hind tarsi much more oblique. Length 3.5-4 mm.

Lake, Porter and Tippecanoe counties; scarce. June 27 July 21. The specimens from Lake and Porter counties were taken from the flowers of the prickly pear cactus, *Opuntia rafinesquii* Engelm. Both LeConte and Smith state that *arida* has but two ridges on first joint, but all the specimens at hand have three. Dr. Smith pronounces them *arida*, stating that "the difference in the ridges is within the range of variation." This is, of course true, but how about the keys, which are based on an unvarying number of ridges?

GROUP C.

In this group the tibiae bear two equal oblique parallel ridges on the outer face. (Fig. 577, *a*.) The following species have been taken or should occur in Indiana:

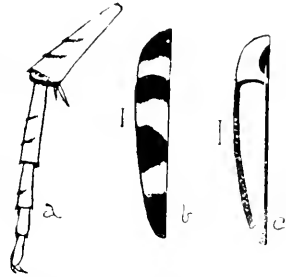


Fig. 577. *a*, Hind tibia and tarsus of *Mordellistena trifasciata*; *b*, elytron of same; *c*, elytron of *M. limbalis*. (After Smith.)

KEY TO INDIANA SPECIES OF GROUP C.

- a*. First joint of hind tarsi with two oblique ridges.
  - b*. Second joint of hind tarsi with but one oblique ridge.
    - c*. Elytra black with two transverse yellow bands, the front one partly interrupted at suture by a prolongation of the black band at base.
      - d*. Body black; thorax black with basal margin and sides dull yellow. 2437. TRIFASCIATA.
      - dd*. Body yellow; thorax yellow with a faint fuscous cloud on disk. 2438. LEPIDULA.
    - cc*. Elytra without transverse yellow bands.
      - c*. Color above wholly or in great part pale.
        - f*. Thorax with front angles and a large spot on center of disk black. 2439. LIMBALIS.
        - ff*. Thorax and elytra wholly pale clay yellow. 2440. RAPIDA.
      - cc*. Color above wholly or in great part black or piceous.
        - g*. Elytra with a reddish-yellow oval humeral spot. 2441. BIPLAGIATA.
        - gg*. Elytra without distinct humeral spot.
          - h*. Head, thorax and legs, except the hind femora, reddish-yellow. DIMIDIATA.

- hh.* Head, thorax and legs black or piceous; pubescence of elytra dark brown with light hair intermixed. INTERMIXTA.
- bb.* Second joint of hind tarsi with two oblique ridges.
- i.* Body yellow; thorax with front half yellow with a median cloud, basal half black. DECORELLA.
- ii.* Body black; thorax black with two small spots on apical margin reddish-yellow. BIPUSTULATA.
- aa.* First joint of hind tarsi with three oblique ridges.
- j.* Second joint of hind tarsi with one oblique ridge.
- k.* Piceous clothed with brown silken pubescence; elytra paler. PICIPENNIS.
- kk.* Head, thorax and legs reddish-yellow. FULVICOLLIS.
- jj.* Second joint of hind tarsi with two oblique ridges.
- l.* Elytra black with a reddish or orange-yellow humeral spot.
- m.* Head reddish-yellow. MILITARIS.
- mm.* Head black. SCAPULARIS.
- ll.* Elytra without distinct humeral spot.
- n.* Body reddish-yellow; base of thorax black. 2442. ORNATA.
- uu.* Body black.
- o.* Head wholly or partly reddish; thorax brick-red, usually with an oblong black spot near base. 2443. COMATA.
- oo.* Head and thorax black; pubescence brownish-gray. 2444. ASPERSA.

2437 (7798). MORDELLISTENA TRIFASCIATA Say, Journ. Phil. Acad. Nat. Sci., V, 1826, 243; *ibid.* II, 308.

Body narrow, nearly parallel. Color given in key; head dull yellow; legs and abdomen tinged with same hue. Length 2.3–2.8 mm. (Fig. 577, *b*.)

Putnam and Spencer counties; scarce. May 24–July 25.

2438 (7799). MORDELLISTENA LEPIDULA Lec., Proc. Phil. Acad. Nat. Sci., XIV, 1862, 48.

Form of preceding. Color given in key; elytra with three black and two yellow bands as in *trifasciata*; abdomen and hind tibiae and tarsi varied with black. Length 2–3 mm.

Pulaski and Monroe counties; rare. June 19–June 25. Taken from flowers of hercules club, *Aralia spinosa* L.

2439 (7800). MORDELLISTENA LIMBALIS Melsh., Proc. Phil. Acad. Nat. Sci., II, 1845, 315.

Slender, wedge-shaped. Large spot on front of head, disk and front angles of thorax, suture and side margins of elytra blackish; legs, metasternum and base of antennæ yellow; mesosternum and abdomen blackish. Length 3 mm. (Fig. 577, *c*.)

Lake, Tippecanoe and Knox counties; scarce. June 4–July 5.

2410 (7806). *MORDELLISTENA VAPIDA* Lec., Proc. Phil. Acad. Nat. Sci., XIV, 1862, 49.

Slender, feebly wedge-shaped. Pale clay yellow, sparsely clothed with long yellow pubescence; elytra sometimes a little darker on apical third. Length 2-3.5 mm.

Orange County; rare. May 28. Ranges eastward to New York.

2411 (7803). *MORDELLISTENA BIPLAGIATA* Helm., Proc. Phil. Acad. Nat. Sci., XVI, 1861, 105.

Rather robust, wedge-shaped. Black, elytra with a reddish-yellow oval humeral spot; palpi, tibiae, tarsi, basal joints of antennae and part of abdomen, reddish-brown. Length 3-4 mm.

Throughout the State; frequent. May 3-October 23. Occurs in spring, especially on flowers of *Cratagus*; in autumn rarely on fungus.

*M. dimidiata* Helm., length 2-3 mm., was described from Illinois; *M. intermixta* Helm., length 2.5 mm., is known from Illinois and New York; *M. decorolla* Lec., 3 mm., *M. bipustulata* Helm., 2-3 mm., *M. picipennis* Smith, 4 mm., *M. fulvicollis* Melsh., 2-3 mm., and *M. militaris* Lec., 2-3 mm. in length, have all been recorded from Cincinnati; *bipustulata* and *fulvicollis* also from Illinois. *M. scapularis* Say, 4 mm. in length, is said to occur in the "Middle and Western States."

2442 (7813). *MORDELLISTENA ORNATA* Melsh., Proc. Phil. Acad. Nat. Sci., II, 1845, 315.

Narrow, slightly wedge-shaped. Head and front half of thorax reddish-yellow; elytra each with a large triangular spot on basal half, suture and narrow margin or line behind middle, yellow. Length 3-4 mm.

Throughout the State; scarce. May 21-July 13.

2443 (7816). *MORDELLISTENA COMATA* Lec., Proc. Phil. Acad. Nat. Sci., 1858, 75.

Linear, slightly wedge-shaped. Color given in key; front and middle legs partly dull yellow. Length 2.8-3.2 mm.

Southern two-thirds of State; scarce. May 27-June 21. The Indiana specimens are of the variety *corvicalis* Lec., and resemble *marginalis* Say very closely, differing only in having one less ridge on hind tibiae and first joint of tarsi. If these ridges and color of thorax are variable, as some authorities claim, several of the forms with black body and reddish head will have to be combined under Say's name.

2444 (7817). *MORDELLISTENA ASPERSA* Melsh., Proc. Phil. Acad. Nat. Sci., II, 1845, 314.

Narrow, slender. Black; pubescence rather dense and evenly distributed, brownish-gray in hue. Hind tibiae with a trace of a third ridge. Length 2-3 mm.




Fig. 578. *a*, Hind tibia and tarsus of *M. grammica*; *b*, elytron of *M. infima*; *c*, elytron of *M. andrea*; *d*, elytron of *M. grammica*.

Throughout the State; common. May 5–August 2. “The legs vary from pale brownish-yellow to dull black, the pubescence from brownish-black to ash-gray, and the head from deep black to dull red.” (Smith.)

#### GROUP D.

In this group the hind tibiae bear two parallel ridges, the upper one much longer and extending almost across the outer face of the tibiae. (Fig. 578, *a*.) The following species have been taken or perhaps occur in Indiana:

#### KEY TO INDIANA SPECIES OF GROUP D.

- a*. First joint of hind tarsi with two, second with one oblique ridge.
- b*. Elytra black with two yellow bands as in *trifasciata*. AMICA.
- bb*. Entirely black; pubescence grayish. PICILABRIS.
- aa*. First joint of hind tarsi with three or four, second with two oblique ridges.
- c*. First joint of hind tarsi with only three oblique ridges. (Fig. 578, *a*.)
- d*. Body yellow; elytra yellow, with base, tips, suture and a large, oblong marginal spot black. 2445. GRAMMICA.
- dd*. Elytra not as above.
- e*. Elytra and entire body pale brownish-yellow. 2446. TESTACEA.
- cc*. Elytra in part or wholly black or piceous.
- f*. Elytra pale reddish-brown with the suture and margin black; body black. 2447. VARIANS.
- ff*. Elytra without distinct markings.
- g*. Thorax wholly reddish-brown; elytra with reddish humeral spot. SEMIUSTA.
- gg*. Thorax black or piceous; elytra without humeral spot.
- h*. Head in part or wholly reddish; front and middle legs pale reddish-yellow.
- i*. Elytra with sage-green pubescence; front of head only reddish yellow. DELICATULA.
- ii*. Elytra with brownish-yellow pubescence; head wholly reddish-brown. RUFICEPS.
- hh*. Body and legs entirely black. 2448. NIGRICANS.
- cc*. First joint of hind tarsi with four oblique ridges (Fig. 579, *a*); piceous, clothed with fine silvery pubescence. SPLENDENS.

*M. amica* Lec., 2.5 mm., and *M. picilabris* Helm., 2 mm. in length, have been recorded from Cincinnati; the latter also from Illinois.

2445 (7826). MORDELISTENA GRAMMICA Lec., Proc. Phil. Acad. Nat. Sci., XIV, 1862, 50.

Elongate, subparallel. Head, thorax and body yellow; elytra as mentioned in key; abdomen often blackish. Length 2.5-2.8 mm. (Fig. 578, *d*.)

Marshall, Marion and Putnam counties; scarce. June 12-July 8. Occurs especially on flowers of wild hydrangea. This includes the *ustulata* of LeCoute, which differs only by being a little darker yellow and having the marginal dark lines of elytra very narrow.

2446 (—). MORDELISTENA TESTACEA sp. nov.

Slender, parallel. Uniform dull brownish-yellow; pubescence rather close, paler yellow. Length 2.3 mm.

Putnam County; rare. July 25. Taken from flowers of *Solidago*.

2447 (7828). MORDELISTENA VARIANS Lec., Proc. Phil. Acad. Nat. Sci., XIV, 1862, 50.

Form of *grammica*. Thorax black at base; front legs yellow; hind tibiae and tarsi dull yellow, the joints black. Length 2.5-3 mm.

Marshall and Lawrence counties; scarce. June 4-June 13. In one specimen the metasternum is yellow and the thoracic dark spot small, thus forming a connecting link between this and *grammica*.

*M. seminusta* Lec., 2-3 mm. and *M. delicatula* Dury, 3.3 mm. in length, have been recorded from Cincinnati. *M. ruficeps* Lec., 3 mm. in length, is said to occur in the Middle and Southern States.

2448 (7833). MORDELISTENA NIGRICANS Melsh., Proc. Phil. Acad. Nat. Sci., II, 1845, 313.

Linear. Blackish-piceous; elytra sparsely clothed with grayish-yellow pubescence; labrum, palpi and four basal joints of antennae dull reddish-brown. Length 2 mm.

Owen, Monroe and Perry counties; scarce. May 16-June 19. Beaten from flowers of *Cornus*.

*M. splendens* Smith, very slender, length 6 mm., is known from Illinois, Ohio and Florida.

#### GROUP E.

In this group the hind tibiae each bear three short, equal parallel ridges in addition to the subapical one. (Fig. 579, *b*.) The following have been taken or probably occur in the State:

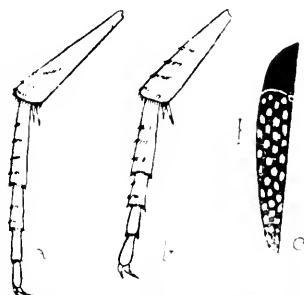


Fig. 579. *a*, Hind tibia and tarsus of *M. splendens*; *b*, same of *M. pustulata*; *c*, elytron of *M. pustulata*. (After Smith.)

## KEY TO INDIANA SPECIES OF GROUP E.

- a.* First joint of hind tarsi with two, second with one oblique ridge; elytra brownish-yellow, with six dark brown spots, the apical one transverse. SEXNOTATA.
- aa.* First joint of hind tarsi with three or more oblique ridges.
- b.* First joint with only three ridges. (Fig. 579, *b.*)
- c.* Second tarsal joint with one ridge; thorax black, elytra reddish-brown. 2449. SMITHII.
- cc.* Second tarsal joint with two ridges. (Fig. 579, *b.*)
- d.* Third hind tarsal joint without ridges.
- c.* Body black.
- f.* Elytra with numerous spots of silvery pubescence. (Fig. 579, *c.*) 2450. PUSTULATA.
- ff.* Pubescence of elytra not in distinct spots.
- g.* Elytra with lines of brownish-gray pubescence, confluent behind. 2451. CONVICTA.
- gg.* Elytra with grayish-yellow pubescence, distributed unevenly over the surface. 2452. MORULA.
- cc.* Body fuscous or dark reddish-brown; pubescence silky brown. 2453. AMBUSTA.
- dd.* Third tarsal joint with two oblique ridges; reddish-brown, elytra black; pubescence fine and dark. SINGULARIS.
- bb.* First hind tarsal joint with four ridges.
- h.* Second hind tarsal joint with two ridges.
- i.* Upper surface wholly piceous, covered with brown, silky pubescence. 2454. UNICOLOR.
- ii.* Head and thorax in part or wholly reddish-yellow.
- j.* Pubescence fine and dark; head and front legs in part black. 2455. MARGINALIS.
- jj.* Pubescence dense, brownish-yellow; head and front legs wholly yellow. 2456. DIVISA.
- hh.* Second hind tarsal joint with three ridges; color wholly black. ÆQUALIS.

*M. scruolata* Dury, length 3 mm., was described from Cincinnati.

2449 (—). MORDELLISTENA SMITHII Dury, Journ. Chim. Soc. Nat. Hist., XX, 1902, 177.

Subparallel. Piceous black; elytra dark reddish-brown, the region of the humeri somewhat paler; front and middle legs dull brownish-yellow; pubescence coarse, yellowish. Length 3.5 mm.

Putnam and Crawford counties; rare. June 28–July 4. Described from Cincinnati. In one specimen the hind angles of thorax and the hind legs are of the same hue as the elytra.

2450 (7839). MORDELLISTENA PUSTULATA Melsh., Proc. Phil. Acad. Nat. Sci., 11, 1845, 314.

Linear. Black; elytra spotted as mentioned in key, the spots often arranged in oblique bands. Length 2–3 mm. (Fig. 579, *c.*)

Throughout the State; common. May 13–July 14.

- 2451 (7840). MORDELISTENA CONVICTA Lec., Proc. Phil. Acad. Nat. Sci., XIV, 1862, 50.

Linear. Black; pubescence of elytra arranged in distinct narrow lines. Length 3 mm.

Marion and Perry counties; scarce. May 20-May 30.

- 2452 (7843). MORDELISTENA MORULA Lec., Proc. Phil. Acad. Nat. Sci., XIV, 1862, 50.

Resembles *pustulata* in form and size, but the pubescence is yellowish and is scattered unevenly over the surface. Length 2-3 mm.

Lake County; rare. May 29-June 12. A member of the Alleghanian fauna.

- 2453 (7844). MORDELISTENA AMBUSTA Lec., Proc. Phil. Acad. Nat. Sci., XIV, 1862, 50.

Nearly linear. Dark reddish-brown, the head and thorax often slightly darker. Ridges of hind tibiae longer and more oblique than usual. Length 3-3.7 mm.

Vigo, Knox and Crawford counties; scarce. June 2-July 4.

*M. singularis* Smith, length 5 mm., is known from Georgia and near Cincinnati.

- 2454 (7846). MORDELISTENA UNICOLOR Lec., Proc. Phil. Acad. Nat. Sci., XIV, 1862, 50.

Slightly wedge-shaped. Uniform dark reddish-brown, thickly clothed with brownish-yellow pubescence. Length 3.4 mm.

Marion and Putnam counties; rare. June 7-June 28. Differs from *ambusta* only by the additional ridge on first joint of hind tarsi.

- 2455 (7847). MORDELISTENA MARGINATUS Say, Journ. Phil. Acad. Nat. Sci., 111, 1824, 278; *ibid.* 11, 165.

Rather robust; wedge-shaped. Black; head and thorax reddish-yellow, the former usually with a black spot; the latter either with base entirely black or with a quadrate oblong spot extending from middle to scutellum, and another on each hind angle. Length 3-4 mm.

Throughout the State, common; much more so in the northern counties. May 29-September 25. Taken by sweeping. *M. comata* resembles this species closely and is apt to be confused with it.

- 2456 (—). MORDELISTENA DIVISA Lec., Col. of Kan. and E. S. Mex., 1860, 17.

Slightly wedge-shaped. Head, front and middle legs and front half of

Thorax bright yellow; elytra densely clothed with yellow pubescence. Length 2.5-3 mm.




Fig 580 a, hind tibia and tarsus of *M. scalaris*; b, elytron of same; c, elytron of *M. pubescens*; d, elytron of *M. bihamata* (After Smith)

Lake County; rare. September 22. Although Smith places *divisa* as a synonym of *marginalis*, yet the specimen at hand is very distinct by the much brighter yellow of head and legs and the character of the pubescence.

*M. aqualis* Smith, length 5 mm., was described from northern Illinois.

#### GROUP F.

In this group the hind tibiae are marked with four to six short, oblique ridges. (Fig. 580, a.) The following species have been taken or perhaps occur in the State:

#### KEY TO INDIANA SPECIES OF GROUP F.

- a. Hind tibiae with only four ridges besides the subapical one.
  - b. Fourth ridge very small or rudimentary; first joint of hind tarsi with three, second with two oblique ridges.
    - c. Body black.
      - d. Elytra with an undulated band before the middle and a large oblong spot near tip, fuscous. (Fig. 580, b.) SCALARIS.
      - dd. Elytral markings of silken yellow, not fuscous, pubescence.
        - e. Elytra with a curved band from humerus to suture, a cross-band behind middle and another at tip of silken yellow pubescence. (Fig. 580, c.) 2457. PUBESCENS.
        - ee. Elytra with two oblique bands connected by a line near margin, and also the apex yellowish pubescent. 2458. BIHAMATA.
    - cc. Body uniform brownish-yellow; elytra with two very oblique bands of silken yellow pubescence. 2459. LITURATA.
  - bb. Fourth ridge of hind tibiae distinct.
    - f. First joint of hind tarsi with three, second with two oblique ridges; elytra fuscous, clothed with short, yellow pubescence. 2460. FUSCATA.
    - ff. First joint of hind tarsi with five ridges; second joint with three ridges, third with none.
      - h. Color reddish-brown. 2461. HOOSIERI.



*hh.* Color black; suture of elytra very narrowly gray.

2462. SCUTRELLA.

*aa.* Hind tibiae with five or six very small oblique ridges; black, elytra with a long basal spot, an undulated band behind the middle, suture and tips of yellow silken pubescence.

DISCOLOR.

*M. scularis* Helm., length 4 mm., was described from Illinois.

2457 (7851). MORDELLISTENA PUBESCENS Fabr., Syst. Eleml., II, 1801, 123.

Rather robust. Black, pubescence brownish; thorax wholly black or reddish-yellow with a black discal spot; elytra with a humeral lunule and two bands of yellow pubescence as mentioned in key. Length 2.5-3 mm. (Fig. 580, *c*.)

Southern third of State; frequent. June 4-July 13. Swept from herbage.

2458 (7852). MORDELLISTENA BHAMATA Melsh., Proc. Phil. Acad. Nat. Sci., II, 1844, 313.

Differs from *pubescens* by the somewhat more slender form and by having the elytra darker, with the yellowish pubescent bands connected on sides by a broad line of similar pubescence. Length 2.5-3.5 mm. (Fig. 580, *d*.)

Southern half of State; frequent. May 24-July 29. One of our most handsome species. The spots which are enclosed by the bands of yellowish pubescence vary much in size and shape. The thorax varies in hue as in *pubescens*, and a large series will doubtless show that the two are the same, and are connected by the *hebraica* of LeConte which Smith has placed as a synonym of *pubescens*.

2459 (7853). MORDELLISTENA LITURATA Melsh., Proc. Phil. Acad. Nat. Sci., II, 1845, 314.

Slender, somewhat wedge-shaped. Thorax with three badly defined discal clouds. Elytra with a narrow marginal line and two oblique bands of yellow pubescence. Length 2-3 mm.

Knox and Posey counties; rare. June 4-July 6.

2460 (7854). MORDELLISTENA FUSCATA Melsh., Proc. Phil. Acad. Nat. Sci., II, 1845, 313.

Rather robust, wedge-shaped. Very dark reddish-brown or fuscous; front and middle legs and basal half of antennae dull reddish-brown. Length 1-5 mm.

Crawford County; rare. June 28.

2461 (—). MORDELLISTENA HOOSIERI sp. nov.

More slender and paler reddish-brown than *fusca*, the pubescence sparser and a little longer; antennae, front and middle legs wholly dull reddish-yellow. First joint of hind tarsi with five distinct ridges. Length 3.5-4.5 mm.

Kosciusko County; rare. June 19. Described from two specimens taken by sweeping low herbage in dense woods.

2462 (7861). MORDELLISTENA SCUTIBELLA Helm., Proc. Phil. Acad. Nat. Sci., XVI, 1864, 105.

Robust, wedge-shaped. Dense uniform black, except the suture, which is very narrowly gray. Length 1.3-5 mm.

Tippecanoe County; frequent. June 21-June 25. Taken by Wolecott.

*M. discolor* Melsh., length 3.5-4 mm., occurs in the "Middle and Southern States," and has been recorded from Cincinnati.

## Family LXII. ANTHICIDÆ.

### THE ANT-LIKE FLOWER BEETLES.

Medium or usually small-sized beetles varying much in form but agreeing in having the head drooping and strongly constricted behind the eyes into an abrupt slender neck; thorax narrower than elytra; hind coxæ not prominent; tarsal claws almost always simple. Some of them bear a striking resemblance to ants, and others are remarkable for a prominent horn on the front of the thorax. They occur for the most part on flowers, though some live in rotten wood, and others in burrows in sandy places near water. None of them are known to be in any way injurious. The name Anthicidæ is from that of the typical genus *Anthicus*, meaning variegated or "like a flower."

In addition to the characters mentioned, the Anthicidæ have the antennæ nearly filiform, rather long, 11-jointed, inserted before the eyes at the sides of the front; elytra rounded behind, covering the abdomen, which has five, rarely four or six, free ventral segments; front coxæ conical, prominent, contiguous, the cavities confluent and (except in *Dilandius*) open behind; middle coxæ with distinct trochantins; hind ones transverse, nearly contiguous except in the tribe *Anthicini*; tarsi with the next to last joint usually emarginate.

About 1,150 species of Anthicidæ are known, 265 of which are listed from North America, Casey having described 138 of them in a single paper. The following is the principal literature treating of these North American forms:

*LeConte*.—"Synopsis of the Anthicites of the United States," in Proc. Phil. Acad. Nat. Sci., VI, 1852, 91-104.

*LaConte*.—"Synopsis of the Genera *Eurygeninus*, *Stercopalpus*, *Macratris*, *Corphyra* and *Xylophilus*," in Proc. Phil. Acad. Nat. Sci., VII, 1855, 270-276.

*Horn*.—"Synopsis of the Species of the *Corphyra* of the U. S.," in Trans. Amer. Ent. Soc., III, 1871, 278-283; V, 1874, 40-43; X, 1883, 305-310.

*LaConte*.—"Table of the Species of *Xylophilus*," in Trans. Amer. Phil. Soc., XVII, 1878, 425-426.

*Horn*.—"Synopsis of the U. S. Species of *Nolorus* and *Mezynotarsus*," in Trans. Amer. Ent. Soc., XI, 1884, 165-176.

*Casey*.—"Synopsis of the Anthicidae of the U. S.," in Ann. N. Y. Acad. Sci., VIII, 1895, 624-809.

The family is subdivided by Casey into six tribes, five of which are represented in the State.

KEY TO INDIANA TRIBES OF ANTHICIDÆ.

- a*. Abdomen composed of five free segments; tarsus (except in *Mezynotarsus*) with the next to last joint lobed beneath; tibial spurs generally distinct; labial palpi minute.
- b*. Neck wide; eyes large, finely faceted and generally emarginate; size larger, 6-15 mm.
- c*. Tarsal claws simple or slightly dilated at base; thorax constricted near apex. Tribe I. EURYGENINI, p. 1327.
- cc*. Tarsal claws with a broad basal tooth on the inner side at base, its apical part abruptly bent; thorax not constricted near apex. Tribe II. PEDILI, p. 1329.
- bb*. Neck narrow; eyes not emarginate; thorax constricted at apex; smaller, less than 5 mm.
- d*. Eyes large, oval, rather finely granulate; basal segment of abdomen elongate; hind coxæ close together; tarsal claws with a broad basal tooth. Tribe III. MACRATRINI, p. 1332.
- dd*. Eyes small, rounded, generally coarsely granulated; basal segment of abdomen not elongated; hind coxæ somewhat distant; tarsal claws simple. Tribe IV. ANTHICINI, p. 1333.
- aa*. Abdomen composed of four free segments, the first or basal one formed of two firmly united but with the suture sometimes evident; tarsi with the second joint from last lobed beneath; tibial spurs obsolete; labial palpi with the last joint large and more or less dilated. Tribe V. XILOPHILINI, p. 1333.

Tribe I. EURYGENINI.

Elongate beetles, clothed with gray pubescence and having the mandibles broadly truncate at tip; maxillary palpi dilated; next to last joint of all the tarsi bilobed. Representatives of two of the five genera occur in the State.

## KEY TO INDIANA GENERA OF EURYGENINI.

- a.* Last joint of maxillary palpi broad, hatchet-shaped; eyes narrowly and distinctly emarginate on lower side. I. RETOCOMUS.  
*aa.* Last joint of maxillary palpi long, pruning-knife shaped; eyes very slightly emarginate. II. STEREOPALPUS.

## I. RETOCOMUS Casey, 1895.

This genus comprises most of the species formerly classed under *Eurygenius* Laf., which Casey states is confined to Brazil. But one of the five recognized species occurs in the State.

2463 (7869). RETOCOMUS WILDI Lee., Proc. Phil. Acad. Nat. Sci., VII, 1855, 270.

Elongate, subcylindrical. Black, head and thorax densely clothed with brownish-gray hairs; elytra each with five narrow rows of similar pubescence, these alternating with narrow black stripes bearing small isolated patches of gray hairs; under surface and legs brownish, densely clothed with gray hairs. Thorax subcordate, about as wide as long; disk densely and coarsely punctate and with a deep median impressed line. Elytra one-half wider than thorax, densely and coarsely punctate. Length 10-12 mm.

Southern two-thirds of State; scarce. May 10-June 17. Beaten from flowers, especially those of the false indigo (*Amorpha fruticosa* L.) and osage orange.

## II. STEREOPALPUS Laf. 1849. (Gr., "solid : palpus.")

Casey recognizes 11 species of this genus, seven of which he describes as new. Two well-known species occur in the State and *rufipes*, one of Casey's new ones, was described from Indiana. I have not seen specimens of it, but give his distinctions between it and the others as follows:

## KEY TO INDIANA SPECIES OF STEREOPALPUS.

- a.* Elytral pubescence uniform in distribution and in general tint; head equal in width to thorax.  
*b.* Upper surface uniform grayish-fuscous in hue, the elytra often slightly paler. 2464. MELLYI.  
*bb.* Elytra light yellowish-brown, always distinctly paler than thorax. 2465. VESTITUS.  
*aa.* Elytral pubescence not uniform in distribution and hue, they being closely and finely mottled with small irregular clusters of slightly greater density; legs dull reddish-yellow. RUFIPES.

2464 (7873). STEREOPALPUS MELLYI Laf., Mem. des Anthic., 1848, 5.

Elongate, slender, subcylindrical. Fuscous, thickly clothed with grayish pubescence; legs often varying to reddish-brown. Thorax bell-shaped.

about as wide as long, widest in front of middle; surface densely and rather coarsely punctate and usually with a distinct median impressed line. Elytra densely and coarsely punctate. Length 7-8 mm.

Northern third of State; frequent on alder and other shrubs about the borders of lakes. June 24 August 27.

2465 (7874). *STERIOPALPUS VESILUS* Say, Journ. Phil. Acad. Nat. Sci., III, 1824, 273; *ibid.*, II, 161.

Broader and more robust than *mellyi*. Head, thorax and under surface fuscous; elytra and legs pale brown, the latter often tinged with fuscous. Thorax with median line usually obsolete or visible only on basal half. Otherwise as in *mellyi*. Length 8-10 mm.

Throughout the State, frequent in the northern counties; much less so southward. June 12 August 6. Occurs with the preceding on foliage near water. Listed as *babipennis* Lee. It is my opinion that *mellyi* will be found to be only a narrower, darker form of this species, those examples of *mellyi* with slightly paler elytra forming the intergrades. Say's name is the older of the two.

#### Tribe II. PEDILINI.

Very neat, oblong or elongate black (rarely brown) beetles having the thorax usually yellow, subglobose and polished; mandibles truncate; antennae (in our species) slender and subserrate; maxillary palpi feebly dilated; next to last joint of tarsi bilobed. The males have six distinct ventral segments and often have the tips of elytra impressed and polished.

The tribe is represented by the single genus *Corphyra* Say. Casey has substituted for this the old name *Pedilus*, but Horn has given (Trans. III, 278) good reasons why Say's name should stand, so it is here retained.

#### III. CORPHYRA Say, 1835.

Horn in his latest paper on *Corphyra* (*loc. cit.*) lists 20 species as belonging to the North American fauna. Dury has shown\* that a number of these are very closely related and probably synonymous. The thorax in all species is elliptical with all the angles rounded; in the wholly black species it is somewhat wider and less convex than in the others. Eight of the 20 forms have been taken in the State, while another may occur.

#### KEY TO INDIANA SPECIES OF CORPHYRA.

- a. Thorax with a distinct impressed median line; elytra of males simply tipped with yellow, not impressed. 2466. CANALICULATA

\*Journ. Cincin. Soc. Nat. Hist., XX, 177

- aa.* Thorax without median line; elytra of males more or less distinctly impressed at tips.
- b.* Head and elytra wholly or in great part black.
- c.* Elytral tips of male yellow.
- d.* Last two ventral segments of male yellow; legs yellow.  
2467. ELEGANS.
- dd.* Abdomen wholly black in both sexes.
- c.* Thorax entirely red; legs black; elytra sparsely punctured.  
2468. TERMINALIS.
- cc.* Thorax in part or wholly black.
- f.* Legs black. NEWMANI.
- ff.* Legs pale. 2469. FULVIPES.
- cc.* Elytral tips of male black.
- g.* Legs yellow; thorax black at middle, its sides reddish-yellow.  
2470a. VAR. PULCHRA.
- gg.* Legs entirely black.
- b.* Clypeus pale yellow; thorax as in *pulchra*. 2470. LABIATA.
- hh.* Clypeus black; elytra with pruinose surface.
- i.* Thorax black; elytra rather densely punctured.  
2471. LUGUBRIS.
- ii.* Thorax reddish; elytra coarsely and sparsely punctured.  
2472. COLLARIS.
- bb.* Head, elytra and legs uniform brown. 2473. BRUNNEA.

2466 (7885). CORPHYRA CANALICULATA Lec., New Sp. N. Am. Col., I, 1866, 143.

Black, feebly shining; thorax subopaque, reddish-yellow; two basal joints of antennæ and palpi paler. Elytra rather coarsely and roughly, not densely, punctured. Length 5-6 mm.

Marion County; rare. May 2. Beaten from flowers of *Crotagus*. The female is said by Dury, who has collected them near Cincinnati, to be much more common than the male and to vary much in color, the thorax sometimes being black and the legs pale.

2467 (7886). CORPHYRA ELEGANS Hentz., Trans. Am. Phil. Soc., 1830, 257.

Elytra piecous black with a bluish tinge, shining. Thorax, legs, two basal joints of antennæ and palpi usually reddish-yellow. Elytra rather coarsely and sparsely punctate. Length 7-8 mm.

Wells and Marion counties; rare. May 19-June 5. The thorax in the single male at hand is black, with the apical angles reddish-yellow.

2468 (7887). CORPHYRA TERMINALIS Say, Journ. Phil. Acad. Nat. Sci., V, 1826, 247; *ibid.* II, 311.

Black, shining; thorax red. Elytra coarsely, deeply and sparsely punctured. Length 5-7 mm.

Marion and Jackson counties; scarce. April 25-May 20.

2469 (7889). *CORPHYRA FULVIPES* Newm., Ent. Mag., V, 1838, 375.

Black, shining; thorax black (female) or reddish with a darker center (male). Elytra coarsely and rather densely punctured. Length 6.5-8 mm.

Knox and Posey counties; scarce. May 20-June 10.

*C. newmani* Lec., length 6.5 mm., is recorded from Maine, Canada and New York. It is probably only a variety of *fulvipes*.

2470 (7893). *CORPHYRA LABIATA* Say, Journ. Phil. Acad. Nat. Sci., V, 1826, 247; *ibid.*, II, 311.

Piceous black, feebly shining; palpi, clypeus, labrum and two basal joints of antennae pale yellow; thorax reddish-yellow, with a broad median black space. Elytra densely and rather finely punctured. Length 6-7.5 mm. (Fig. 581.)

Southern half of State; frequent. May 16-June 13. Occurs on the greater horseweed, cup-plant, etc.

2470a (7892). *CORPHYRA LABIATA PULCHRA* Lec., Journ. Phil. Acad. Nat. Sci., I, 1848, 83.

A variety of *labiata*, differing only in having the legs yellow. Length 7-8 mm.

Lake and Posey counties; scarce. May 28-August 1.

2471 (7894). *CORPHYRA L'EGUBRIS* Say, Journ. Phil. Acad. Nat. Sci., V, 1826, 246; *ibid.*, II, 310.

Color wholly black except the labrum, two basal joints of antennae and tarsi, which are reddish-brown. Length 6-8 mm.

Southern two-thirds of State; frequent. April 25-August 1. Beaten from foliage of buckeye and red haw.

2472 (7895). *CORPHYRA COLLARIS* Say, Journ. Phil. Acad. Nat. Sci., V, 1827, 246; *ibid.*, II, 311.

Black; thorax red. Elytra with coarse, deep, sparsely placed punctures. Length 5-5.5 mm.

Vigo and Lawrence counties; scarce. May 6-July 10. Occurs especially on leaves of May-apple.

2473 ( ) . *CORPHYRA BRUNNEA* sp. nov.

Thorax yellow; two basal joints of antennae brownish-yellow; otherwise uniform Van Dyke brown, feebly shining. Thorax more transverse

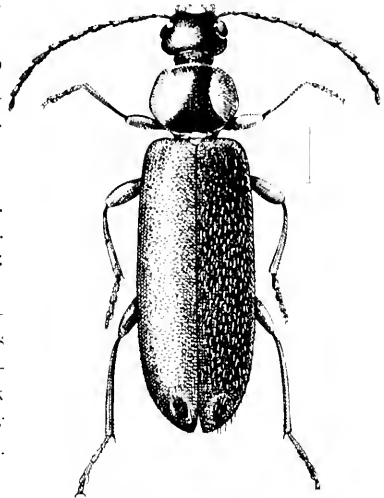


Fig. 581. (Original.)

and shorter than in *terminalis*. Elytra finely and very sparsely punctured. Males with elytral impression smaller, more oval and more distant from apex than in any of the other species. Length 4-5.5 mm.

Vigo and Lawrence counties; scarce. May 6-July 10. Occurs especially on leaves of May-apple, *Podophyllum peltatum* L. Not an immature form, as at first supposed, the sparsely punctured elytra with wholly different impressions in males showing its specific rank.

#### Tribe III. MACRATRINI.

This tribe is also composed of a single genus of narrow brown or black pubescent species, having the head deflexed, constricted far behind the eyes into a very slender neck; maxillary palpi compressed and dilated, the last joint large and hatchet-shaped; last three joints of antennæ much longer than the others; first joint of hind tarsi very long; males with a sixth abdominal segment visible.

#### IV. MACRATRIA Newm. 1838. (Gr., "long + three.")

Two of the four known species occur in Indiana.

##### KEY TO INDIANA SPECIES OF MACRATRIA.

- a.* Pubescence of upper surface very fine and dense; head rather finely and densely punctate. 2474. MURINA.  
*aa.* Pubescence rather coarse and sparse; head very minutely and sparsely punctured. 2475. CONFUSA.

2474 (7915). MACRATRIA MURINA Fab., Syst. Eleut., II, 1801, 91.

Elongate, slender, subcylindrical. Dark olive gray, densely clothed with fine, silken, yellowish hairs; antennæ and legs dull yellow, the femora often piceous. Head subtruncate behind the eyes; antennæ with second and third joints nearly equal, 11th almost as long as 9th and 10th united. Thorax but slightly wider than head, one-half longer than wide, base strongly margined, angles all rounded, disk finely and densely punctate. Elytra with rows of fine, close-set punctures which are almost hidden by the dense pubescence. Length 4.5-5 mm.

Marion, Floyd and Posey counties; scarce. June 23-July 9. Occurs on willow bushes and the foliage of water-willow along streams.

2475 (7914). MACRATRIA CONFUSA Lec., Proc. Phil. Acad. Nat. Sci., VII, 1855, 272.

More slender and darker than *murina*. Head more rounded behind the eyes. Thorax more slender, not wider than head, less narrowed in front. Elytral rows of punctures shallow, indistinct. Length 4-4.5 mm.



Lawrence County; rare. June 5. The legs, in the single specimen at hand, are pale, whereas LeConte says that they are piecous, with the base of front thighs rufous. A member of the Austroriparian fauna.

Tribe IV. ANTHICINI.

To this tribe belong by far the greater number of species of the family. They have the neck very small; mandibles emarginate at tip; middle coxæ nearly contiguous; ventral segments five in both sexes. Casey has divided the tribe into 16 genera, representatives of ten of which have been taken in Indiana:

KEY TO INDIANA GENERA OF ANTHICINI.

- a.* Thorax prolonged near apex into a horn-like process.
  - b.* Hind tarsi not longer than the tibiae. V. *NOXIOUS*.
  - bb.* Hind tarsi much longer than the tibiae. VI. *MICYNORHINUS*.
- aa.* Thorax not prolonged over the head.
  - c.* Very small and slender ant-like forms, having the front coxal cavities closed behind by a prolongation of the acute side pieces of the prosternum; head oblong, the eyes very small, placed in front of middle. VII. *DIANUS*.
  - cc.* Less ant-like in appearance; the front coxal cavities widely open behind.
    - d.* Sides of mesosternum more or less abnormally dilated; length not over 4 mm.
      - e.* Thorax deeply constricted or narrowed behind the middle.
        - f.* Antennæ thick, moniliform or bead-like; constriction of thorax extending across the dorsal surface. VIII. *TOMODERUS*.
        - ff.* Antennæ long and slender; constriction of thorax not extending across the dorsal surface.
          - g.* Last joint of maxillary palpi small or moderate, hatchet-shaped; body very sparingly punctate and bearing long, erect setæ or hair-like bristles. IX. *MALPURIUS*.
          - gg.* Last joint very large and dilated, the sides equal; punctation fine and dense without setæ. X. *LAPPUS*.
      - cc.* Thorax not constricted except very feebly and near the base, the sides oblique and straight; antennæ stout; femora club-shaped, the front ones strongly so. XI. *HEMANTUS*.
    - dd.* Sides of mesosternum not dilated but straight and slightly oblique, forming a point between the broad episternum and the coxæ; length less than 3.5 mm.
      - h.* Thorax normal and evenly convex; head subquadrate or rounded behind.
        - i.* Thorax moderately large, oblique at the sides near base; pubescence simple. XII. *ANTHICUS*.

*ii.* Thorax relatively small, not quite as long as wide, sinuate at the sides near base; antennæ with an abrupt though feeble three-jointed club; pubescence consisting of two sets of hairs.

XIII. *SAPINTUS*.

*hb.* Thorax abruptly sloping and flattened in front; head strongly triangular; body stout and convex.

XIV. *AMBLYDERUS*.

## V. *NOTOXUS* Geoff. 1762. (Gr., 'back + sharp.')

The members of this genus are easily distinguished by the thoracic horn which extends in a sort of hood over the head and by the short tarsi with the next to last joint slightly dilated. Five of the 32 species recognized by Casey have been taken in the State, while another may occur.

### KEY TO INDIANA SPECIES OF *NOTOXUS*.

- a.* Elytra uniform purplish black. 2476. *BICOLOR*.
- aa.* Elytra more or less variegated in hue.
- b.* Elytra black or piecons, with pale markings.
- c.* Elytra each with two large oblique spots of pale tint; elytral tips truncate in female. 2477. *TALPA*.
- cc.* Elytra crossed by two pale crossbars, one before, the other behind the middle, these interrupted at suture; elytral tips rounded in both sexes. 2478. *BIFASCIATUS*.
- bb.* Elytra pale, with a single black crossbar behind middle, which is more or less produced forward along the suture; usually also with other dark markings.
- d.* Dark crossbar of elytra placed at apical fourth and continued along the suture to the base; also usually an elongate dark spot each side. 2479. *ANCHORA*.
- dd.* Dark crossbar just behind middle, continued along suture but a short distance.
- c.* Thoracic horn broader, always distinctly but finely toothed on sides; elytra each with an irregular subapical dark spot and with two small spots near scutellum. 2480. *MOXODOX*.
- cc.* Thoracic horn narrower and more elongate, never toothed; elytral tips dark in color, the sides behind basal third also dark. *APICALIS*.

2476 (7916). *NOTOXUS BICOLOR* Say, Amer. Ent., I, 1824, 21; *ibid.*, I, 21.



Fig. 582.  $\times 9$ . (After Say.)

Head and apical half of antennæ fuscous; thorax, legs and under surface reddish-yellow; elytra purplish-black, clothed with a fine, prostrate, silken, gray pubescence. Thorax oval, slightly broader than long; horn rather broad, obtuse at tip, its sides coarsely toothed; its crest margined and finely serrate. Elytra with tips rounded and alike in the sexes; surface finely, not densely punctured. Length 3.5 mm. (Fig. 582.)

Southern two-thirds of State, frequent; not noted in the northern counties. March 25–November 28. Probably hibernates beneath leaves and rubbish, where it is taken by sifting in spring and fall; most abundant in May and June on flowers and foliage of various plants.

2477 (7918). *NOTOXUS TALPA* Laf., Mon. Anthic., 1818, 50.

Thorax, antennae and legs dull reddish-brown; head, under surface and elytra picous, the latter each with a large, oblique pinkish spot extending from humerus to middle of suture and another more narrow on apical third. Thorax oval, distinctly wider than long; horn rather widely margined and serrate, its crest abruptly and strongly elevated, distinctly margined and slightly crenulate. Elytra with tips rounded and disk obliquely impressed behind humeri in male; tips truncate and disk scarcely impressed in female; surface finely but not densely punctate. Length 3.5–4 mm. (Fig. 583.)




Fig 583 (Original)

Northern third of State; frequent on foliage of hazel and oak along the borders of lakes and marshes. June 18–July 27. The pale spots of elytra vary much in size, sometimes exceeding the dark marking in area, but usually much less. It forms almost a connecting link between *monodon* and *bifasciatus*.

2478 (7919). *NOTOXUS BIFASCIATUS* Lec., Journ. Phil. Acad. Nat. Sci., I, 1848, 89.

Picous, shining; antennae, thorax and legs usually reddish-brown; elytra with pale bars as mentioned in key; pubescence fine and sparse. Thorax globose, slightly wider than long; horn moderate in length, distinctly margined, sides feebly serrate, its crest abruptly elevated and margined, not serrate. Elytra finely and rather sparsely punctate. Length 3–3.8 mm.

Northern half of State, frequent; not taken south of Vigo County. June 9–July 15. Occurs especially on flowers of *Cornus* and wild cherry. Resembles *talpa*, but the pale bars of elytra are transverse, narrow and vary little in size.

2479 (7925). *NOTOXUS ANCHORA* Heintz., Journ. Phil. Acad. Nat. Sci., V, 1827, 375.

Reddish-yellow, sparsely pubescent, with erect hairs intermingled with the prostrate ones; elytra with dark markings as mentioned in key; head and thorax often in part fuscous. Thorax oval, not wider than long, rather densely and regularly punctate; horn narrow and long, both it and crest margined and toothed at the sides, the crest narrow, feebly elevated. Elytra with tips obliquely truncate in male, separately rounded in female; surface rather densely and finely punctate. Length 3–3.5 mm.

Northern third of State; scarce. June 13—July 23. Occurs in company with *lalpa* on foliage about water. The black markings of elytra vary much in area, some specimens being almost wholly piceous, while in some the oblong black mark on sides is lacking.

\*2480 (7923). *NOTORUS MONODON* Fab., Syst. Eleut., I, 1801, 289.

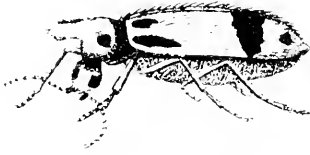


Fig. 584.  $\times 9$ . (After Say.)

Rather elongate and slender. Dull brownish-yellow; elytra with a crossbar behind middle, two basal spots and often a subhumeral and subapical spot on each, piceous; head and thorax on sides often piceous. Thorax oval, slightly wider than long, sparsely and finely punctate; horn rather broad, margined and serrate at the

sides, its crest in large specimens distinctly elevated and serrate, in smaller ones scarcely elevated and granulate. Elytra oblong, their tips rounded in both sexes; surface rather coarsely and densely punctured and with rows of erect hairs intermixed with the dense, prostrate, grayish pubescence. Length 2.5–4 mm. (Fig. 584.)

Throughout the State; frequent. January 11–December 28. Hibernates beneath logs, mullein leaves, etc. In summer occurs on foliage, and often beneath cover in sandy places. As in the other species, the dark markings vary. The subhumeral spot on sides is more often present than absent, and sometimes forms a black marginal stripe connecting with the crossbar. The subapical dark spot is absent in several specimens at hand, but I do not follow Casey in considering them specifically distinct.

*N. apicalis* Lec., length 4 mm., is said to occur from Michigan to Kansas, Texas and California.

#### VI. MECYNOTARSUS Laf. 1849. (Gr., "elongate + tarsus.")

This genus differs from *Notorus* in having the tarsi of all the legs slender and much longer than in that genus, while the next to last joint is cylindrical, without lobes. One of the four species occurs in the State.

2481 (7930). *MECYNOTARSUS CANDIDUS* Lec., Trans. Amer. Ent. Soc., V, 1875, 175.

Uniform pale dull yellow, almost translucent, clothed with very fine silken pubescence. Thorax oval, broader than long, rather densely and finely punctate; horn triangular, suddenly narrowed at base, both it and crest margined and finely toothed, the latter narrow and feebly elevated. Elytra oval, very finely and densely punctulate, the tips rounded in both sexes. Length 2 mm.

Vigo County; rare. May 29. One from beneath chunk in sand near border of pond. Known heretofore only from the Southern States.

## VII. DILANDIUS Casey, 1895.

Of this genus its author says: "Peculiar in having the acute side pieces of the prosternum behind the coxæ more inwardly prolonged than in *Anthicus*, so that they coalesce at or near the middle, thus closing the coxal cavities. The mesosternum extends in one extremely large unbroken polished plate from side to side of the body; its lateral edges bearing a sparse fringe of long stiff, bristly setæ." Two species are known, one of which was described from southern Illinois and has been taken by Dury near Cincinnati.

2482 (—). DILANDIUS MYRMECOPS Casey, Ann. N. Y. Acad. Sci., VIII, 1895, 613.

Very slender and elongate. Black, densely and minutely pubescent; basal half of antennæ and legs paler; elytra with a narrow basal crossbar and a broader one at middle light brown, the hind one bordered in front by a narrow oblique bar of coarser, silvery white pubescence. Head rounded at base, coarsely and densely punctate. Antennæ one-half the length of body, the third joint longer than fourth. Thorax slightly narrower than head, much longer than wide, deeply constricted at basal third, the front lobe globular; surface, as well as that of elytra, minutely and densely punctate. Elytra much longer than head and thorax, and twice as wide as latter; disk with a deep cross-impression near base. Length 2.8 mm.

Posey County; rare. April 7. One specimen from beneath board in woodland pasture. Dury's specimen was taken from beneath a flat stone on November 17, so that it probably hibernates as imago.

## VIII. TOMODERUS Laf. 1848. (Gr., 'cut . neck.')

Robust, convex species, with antennæ stout, bead-like, thickened and somewhat perfoliate near tips; femora stout, club-shaped; eyes rather small, somewhat coarsely granulated; next to last joint of tarsi bilobed.

\*2483 (7333). TOMODERUS CONSTRICTUS Say, Journ. Phil. Acad. Nat. Sci., V, 1826, 244; *ibid.* II, 309.

Dark reddish-brown to piceous, shining, sparsely pubescent; basal portion of elytra reddish-brown, gradually merging into piceous; antennæ dark reddish-brown, legs paler. Thorax strongly constricted behind the middle, the front lobe subglobose, much the larger, smooth or nearly so. Elytral punctures very fine and irregularly placed on apical half; coarser and in more or less distinct rows on paler basal portion. Length 2.5-3 mm. (Fig. 585.)

Southern half of State, common; not taken




Fig. 585. Line shows natural size. (Original.)

north of Marion and Putnam counties, though probably occurs in fewer numbers. January 21–December 8. Most common in spring and fall beneath chips, mullein leaves, stones, etc., and hibernates in similar places. *T. interruptus* Laf. is a mere form in which the basal portion of elytra is more extended, with the rows of punctures less regular. Intergrades between the two are common in the collection at hand.

IX. MALPORUS Casey, 1895. (Gr., "bad + walker.")

Rather slender, ant-like species, possessing the characters mentioned in generic key and having the head more strongly rounded and the last joint of maxillary palpi smaller than in *Lappus*. Three closely allied species may occur in Indiana, though but two have been taken.

KEY TO INDIANA SPECIES OF MALPORUS.

- a.* Elytral punctures distinct throughout the disk, fine and remote toward apex, closer and coarse before the middle.
- b.* Thorax very strongly constricted; body throughout more sparsely punctate; elytra without an apical pale spot. FORMICARIUS.
- bb.* Thorax much less strongly constricted; body more densely punctate; elytra more parallel, the pale crossband less basal, each with an apical pale spot. 2484. CINCTUS.
- aa.* Elytral punctures limited to the sub-basal transverse impression, which is strong. 2485. PROPERUS.
- 2484 (7941). MALPORUS CINCTUS Say, Journ. Phil. Acad. Nat. Sci., III, 1824, 278; *ibid.* II, 165.

Dark reddish-brown, shining; elytra black or piceous, reddish at base, and with a pale, narrow crossband, interrupted at suture, in front of middle, and usually a faint pale spot at margin of tips. Thorax narrower than head, much longer than wide, strongly constricted on sides behind the middle; the larger front lobe globose and sparsely punctured, the hind one rather coarsely and densely punctured. Elytra with disk feebly, transversely impressed on basal third, each with a distinct hump near suture in front of pale bar; surface punctured and with erect setæ as mentioned in keys. Length 3–3.8 mm.

Throughout the State; scarce. February 11–July 24. Occurs beneath logs and rubbish, especially in sandy places near water. Several dark specimens with apical pale spot lacking may be *formicarius* Laf., but I am unable to satisfactorily separate them as distinct. That species is said to occur from Rhode Island to Iowa.

2485 (—). MALPORUS PROPERUS Casey, Ann. N. Y. Acad. Sci., VIII, 1895, 653.

More slender and somewhat paler than *cinctus*; eyes larger and more convex; antennæ more slender. Elytra with basal transverse impression

much stronger and without distinct punctures except a very few within that impression. Length 3.3-3.5 mm.

Putnam County; rare. April 27. One specimen taken by sifting dead leaves. Described from Indiana and Iowa.

#### X. LAPPUS Casey, 1895.

Casey separates four species from *Anthicus* and describes 14 new ones under the above name. The characters distinguishing them from *Malporus* and allied genera are given in the generic key. Two species have been taken in the State.

##### KEY TO INDIANA SPECIES OF LAPPUS.

- a.* Body and legs deep black throughout; hind tibiae of male not dilated or sinuate. 2486. *obscurus*.  
*aa.* Body and legs reddish-brown; abdomen and apical portion of elytra usually black or piceous; hind tibiae of male dilated and sinuate on inner side. 2487. *sturmi*.

2486 (7936). LAPPUS *obscurus* Laf., Mon. Anthic., 1848, 116.

Black, shining; finely pubescent except on basal third of elytra, where the hairs become coarser and slightly paler. Thorax strongly constricted near base, front lobe evenly rounded, widest at middle, hind one cylindrical; surface, as well as that of elytra, finely and densely punctate. Sub-basal transverse impression of elytra faint. Length 2.7-3 mm.

Orange and Posey counties; scarce. June 1-June 18. Beaten from wild grape and elder.

2487 (7938). LAPPUS *sturmi* Laf., Mon. Anthic., 1848, 304.

Reddish-brown, finely pubescent; elytra piceous, the basal third reddish and with a distinct crossband of coarser gray pubescence. Thorax less strongly constricted, the basal lobe subcylindrical, its sides parallel. Sub-basal impression of elytra distinct. Length 2.7-3 mm.

Tippecanoe, Crawford and Harrison counties; scarce. June 14-July 5.

#### XI. HEMANTUS Casey, 1895.

Sufficiently distinguished by the characters given in generic key, "the mesosternum in our species dilated so as to extend more than half way between the coxa and elytral humeri, its outer margin bearing a close fringe of long, fine decumbent hairs."

2488 (7945). HEMANTUS *floralis* Payk., Faun. Suec., 1, 1798, 256.

Reddish-brown, shining; head, abdomen and apical two-thirds of elytra piceous; pubescence extremely short and sparse. Vertex with a distinct notch or impression. Thorax widest near front angles, which are rounded; sides straight and converging to base; disk with a small double tubercle on

middle near apex, its surface, as well as that of elytra, finely and rather closely punctate. Elytra very faintly or not at all impressed behind the humeri. Length 3-3.5 mm.

Posey County; rare. September 27. Occurs on flowers. A European species, widely distributed throughout the United States.

2489 (10,727). *HEMANTUS BASILLARIS* Say, Journ. Phil. Acad. Nat. Sci., III, 1824, 279; *ibid.* 41, 165.

Resembles the preceding but without the double tubercle on front of thorax and with a distinct impression just behind the humeri of elytra. Length 3-4 mm.

Lake and Marion counties; scarce. January 17-June 18.

## XII. ANTHICUS Payk. 1798. (Gr., "like a flower.")

A large genus of small species which, as limited by Casey, have the mesosternum normal and undilated; last joint of maxillary palpi moderate in size and hatchet-shaped; antennæ rather short and gradually enlarged toward apex, the last joint entire; pubescence consisting of but a single set of hairs in addition to the erect, tactile setæ. About 60 species are recognized, of which the following have been taken or probably occur in the State.

### KEY TO INDIANA SPECIES OF ANTHICUS.

- a.* Larger, 2.5 or more mm. in length; sides of thorax broadly rounded in front, generally oblique and curved toward base.
- b.* Abdomen rather coarsely and sparsely punctured; body pale in color.
  - c.* Head densely and roughly punctate; elytra usually with a large ill-defined piceous spot. 2490. *SCABRICEPS.*
  - cc.* Head sparsely, coarsely and simply punctate; elytra with a fuscous or piceous band at middle, interrupted at suture. 2491. *EPHIPPIUM.*
- bb.* Abdomen always minutely and more or less densely punctate; body usually dark.
  - d.* Reddish-brown; elytra with a dark interrupted crossbar at middle and another near apex, the two enclosing a rounded pale spot on apical third. 2492. *CERVINUS.*
  - dd.* Elytra not as above.
    - c.* Color wholly black or piceous.
      - f.* Head and thorax alutaceous and without pubescence; basal margin of thorax completely obsolete. *CORACINUS.*
      - ff.* Head and thorax pubescent as usual; thorax with sides obtusely prominent near apex, thence straight and oblique to base; elytra large, flat. *SODALIS.*
    - cc.* Body black; elytra each with a well defined pale spot near base and another near apex, these occasionally more or less confluent; thorax feebly constricted before the base; occiput impressed in middle.
      - g.* Elytral punctures rather coarse and sparse, the surface shining.



*h.* Larger, 4 mm.; elytral pubescence long and distinct.

HEROICUS.

*hh.* Smaller, not over 3 mm.; pubescence very short.

2493. HALDEMANNI.

*gg.* Elytral punctures fine and very dense, the surface dull; basal spots of elytra elongate, not confluent; pubescence short.

SALICUS.

*aa.* Smaller, not over 2 mm.; sides of thorax oblique and straight from apical third to base; eyes very small and distant from base; color dull brownish to yellow.

2494. MELANCHOLICUS.

2490 (7951). *ANTHICUS SCABRICEPS* Lec., Agassiz Lake Sup., 1850, 230.

Elongate, rather narrow. Dark reddish-brown to piceous, shining; pubescence dense and coarse. Head wider than long, truncate at base, both it and thorax densely and roughly punctate or minutely tuberculate. Thorax as wide as long, sides broadly rounded, converging behind. Elytra twice as wide as thorax, coarsely and sparsely punctate. Length 2.5 mm.

Northern half of State; scarce. April 23–November 28. The elytra are for the most part piceous except at base and apex; rarely they are wholly reddish-brown.

2491 (7956). *ANTHICUS EPIPHIUM* Laf., Mon. Anthic., 1848, 163.

Elongate. Dull brownish-yellow; head and thorax often reddish-brown; elytra with dark crossbar as mentioned in key; pubescence sparse, long and rather coarse. Head broadly curved at base, sparsely and coarsely punctate, smoother at middle; eyes large. Thorax about as wide as long, widest one-third from apex; surface, as well as that of elytra, rather densely and coarsely punctured. Length 3 mm.

Lake, Parke and Vigo counties; scarce. May 13–December 28. Occurs beneath rubbish in sandy localities. According to Casey, LeConte's *difficilis* and *confusus* are both synonyms of this species.

\*2492 (7959). *ANTHICUS CERVINUS* Laf., Mon. Anthic., 1848, 181.

Reddish-brown, feebly shining, sparsely and finely pubescent; antennae and legs dull yellow; elytra marked with piceous as noted in key. Head broad, subtruncate at base, coarsely and rather sparsely punctate, smoother at middle. Thorax about as wide as long, the sides gradually but slightly converging toward base; surface, as well as that of elytra, finely and densely punctate. Length 2.4–2.7 mm.

Throughout the State; frequent. January 7–October 9. Occurs beneath rubbish, more commonly in sandy places. Hibernates as imago. The head is usually darker than thorax and the front black bar of elytra varies much in width, sometimes uniting with the other so that the entire apical half is piceous.

*A. coracinus* Lec., elongate, tibiae and tarsi pale, elytra parallel, strongly and coarsely punctate, length 3.5–4.2 mm., is said to occur in the "regions near the Great Lakes."

2493 (7964). *ANTHICUS HALDEMANNI* Lec., Proc. Phil. Acad. Nat. Sci., VI, 1852, 100.

Black or piceous; elytra each with a large, triangular spot on basal fourth and a small rounded one on apical fourth, reddish-brown; antennæ and legs dull reddish-yellow. Head truncate and impressed at base, rather coarsely and closely punctate and with an entire smooth median line. Thorax as long as wide, broadly rounded on the sides in front; surface densely and finely punctate. Elytra much more coarsely and less densely punctate than thorax. Length 2.7-3 mm.

Pine and Hessville, Lake County; scarce. April 16-June 4. The markings on elytra resemble some of the varieties of *corvinus*, but the head and thorax are both distinctly wider and the elytra more coarsely punctured.

2494 (7980). *ANTHICUS MELANCHOLICUS* Laf., Mon. Anthic., 1848, 174.

Suboval, convex. Color uniform, varying from piceous to dull brownish-yellow, sparsely pubescent; antennæ and legs paler. Head with base truncate; surface finely and closely punctate and with a smooth median line. Thorax slightly longer than wide, its sides nearly straight and feebly converging to base; disk strongly convex, densely and finely punctate. Elytra with humeri somewhat rounded; disk coarsely, deeply and rather closely punctate. Length 1.8-2 mm.

Marion County; scarce. October 11. Taken from beneath chunks in low, open woods. Easily known by its small size, uniform color and small, convex eyes. LeConte's *spratus* and *latebraus* are said by Casey to be the same as Laferte's species.

Casey (*loc. cit.*) described *Anthicus sodalis* black throughout, length 3-3.2 mm., and *A. heroicus* black, legs testaceous, elytra each with two large rufous spots, length 4 mm., both from "Indiana," but I have seen no specimens. *A. saucius* Casey, length 3 mm., was described from Iowa.

### XIII. *SALINTUS* Casey, 1895.

This genus includes ten species differing from *Anthicus* by the characters mentioned in key and by their having the body stouter, with relatively longer elytra and smaller thorax; epipleuræ wider; first joint of hind tarsi longer; tibial spurs shorter and much more slender. In addition to the erect "tactile setæ," the elytral pubescence consists of longer and more erect hairs arising from coarse punctures, and shorter, more prostrate ones from minute punctures of the intervals. Our two species belong to the group having the eyes large and rather strongly convex and the body black or brownish-black.

\*2495 (7970). *SAPINTUS PUBESCENS* Laf., *Mou. Anthic.*, 1848, 177.

Head and elytra dark brown to black, shining; thorax dull; legs piecous, the tarsi and basal half of antennae pale. Head finely and closely punctate, truncate at base. Thorax wider than long, slightly narrower than head, widest at apical third, the sides thence oblique and strongly converging to base; surface finely and densely punctate. Elytra convex, more than twice as wide as thorax, sides straight as far as middle; disk coarsely, deeply and rather sparsely punctate, with a distinct hump each side of scutellum; the coarser, suberect hairs yellowish. Length 2.7-3 mm.

Throughout the State; scarce. January 13-June 13. Occurs on ground beneath rubbish, hibernating sparingly beneath mullein leaves, etc.

2496 (7971). *SAPINTUS FULVIPES* Laf., *Mou. Anthic.*, 1848, 177.

Smaller and more narrow than *pubescens*, which it resembles closely. Legs and antennae wholly dull reddish-yellow. Thorax much narrower than head and more distinctly narrowed behind. Pubescence of elytra fine, short, pale and conspicuous. Length 2.3-2.5 mm.

Lake, Lawrence and Dubois counties; scarce. May 5-October 6.

#### XIV. *AMBLYDERUS* Laf., 1848. (Gr., "obtuse + neck.")

The members of this genus occur, for the most part, along the beaches of the sea and lakes. The strongly sloping front of the thorax and the stouter, more oval body readily distinguish them from *Anthicus*. One of the eight species recognized by Casey has been taken in the State.

2497 (7976). *AMBLYDERUS PALLENS* Lec., *Agass. Lake Sup.*, 1850, 231.

Stout, convex. Uniform dull, pale yellow, rather densely clothed with short, coarse, yellowish hairs. Head triangular, base truncate and distinctly impressed at middle, surface granulate, with a median smooth line. Thorax cordate, slightly wider than head, widest at apical fourth, thence much narrowed to base; surface finely and sparsely granulate-punctate. Elytra oval, one-half wider than thorax; disk finely, not densely punctate. Length 2.7-3 mm. (Fig. 586.)

Lake and Porter counties; scarce. May 14-October 12. Occurs beneath rubbish on the sand beach and dunes of Lake Michigan, its hues so blending with those of the sand that the insects are scarcely visible until they move.

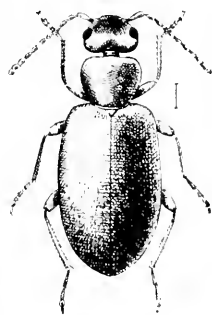


Fig. 586. (Original.)

#### Tribe V. XYLOPHILINI.

Small oval or oblong forms separated by the characters given in the tribal key and by having the head constricted close behind the emarginate, usually hairy and coarsely granulated eyes; head

strongly deflexed, neck very small; last joint of maxillary palpi large and hatchet-shaped; first joint of hind tarsi in our species very long. Casey has divided the tribe into 13 genera, six of which are probably represented in the State.

## KEY TO INDIANA GENERA OF XYLOPHILINI.

- a.* Eyes hairy, deeply emarginate.
  - b.* Head deeply sinuate at base, its hind angles round, not prominent; pubescence of elytra short, matted and duplex. XV. ELONUS.
  - bb.* Head truncate at base; pubescence long, stiff and simple.
    - c.* Antennæ inserted within the deep notch or emargination of eye, those of male with fan-like processes; hind angles of head dentiform, setose. XVI. EMELINUS.
    - cc.* Antennæ inserted just without the coarsely granulated eyes, simple in both sexes. XVII. ZONANTES.
- aa.* Eyes almost smooth, feebly emarginate, the notch sometimes almost obsolete.
  - d.* Second and third antennal joints small. XVIII. PHOMALUS.
  - ad.* Third antennal joint elongate; thorax narrower than head; body elongate, black or piceous without spots.
    - c.* Antennæ gradually and feebly enlarged towards apex. VANONUS.
    - cc.* Antennæ terminating in an abrupt parallel five-jointed club. TANILOTES.

## XV. ELONUS Casey, 1895.

Oblong, opaque species clothed with short hairs intermixed with longer and more erect ones; head deeply constricted and strongly sinuate at base; last joint of labial palpi large, suboval, truncate and deeply concave at apex; antennæ with second joint short, wider than third, the last joint elongate, obliquely pointed or bent. Two of the three known species probably occur in the State, although but one has been taken.

## KEY TO INDIANA SPECIES OF ELONUS.

- a.* Brownish-black; elytra orange at base, without a zigzag median band. BASALIS.
- aa.* Grayish-black; elytra with an angulated narrow band about the middle and an apical spot of gray pubescence. 2498. NEBULOSUS.

*E. basalis* Lec., length 2.8 mm., is known from Virginia and Illinois.

2498 (7900). ELONUS NEBULOSUS Lec., Trans. Amer. Ent. Soc., V, 1875, 175.

Grayish-black, opaque; abdomen and elytra brown, the latter reddish-brown at base and marked with grayish pubescence as mentioned in key; tarsi and palpi pale. Eyes very large, separated by about one-third their width. Thorax slightly longer than wide, the apex three-fifths as wide as

base, sides feebly rounded, disk very densely punctate. Elytra twice as wide as thorax, parallel, deeply and coarsely punctate. Male with hind thighs dilated and last joint of antennae as long as the three preceding united. Length 2.5 mm.

Posey County; rare. May 28.

#### XVI. EMELINUS Casey. 1895.

Eyes very large, sub-basal, coarsely faceted; antennae two-thirds as long as body, those of male with third joint elongate and joints 4-11 each with a long appendage on inner side; third joint of female scarcely longer than fourth, joints 4-10 equal, without appendages; basal joint of tarsi long and slightly bent near base.

2499 (7898). EMELINUS MELSDHEIMERI Lec., Proc. Phil. Acad. Nat. Sci., VII, 1855, 276.

Rather slender, convex. Head, under surface and femora piceous; thorax reddish-brown, with three irregular blackish spots; elytra dull brownish-yellow, with sides and three uneven crossbars blackish, sparsely clothed with long yellowish hairs; antennae, tibiae and tarsi dull yellow. Head finely and sparsely punctate; eyes separated by one-third their width. Thorax quadrate, narrower than head, sides parallel, disk finely and densely punctate. Elytra parallel, twice as wide as thorax, narrowly impressed each side of suture, coarsely, deeply and closely punctate. Length 2-2.5 mm.

Marion County; rare. September 5. Known from Illinois and Pennsylvania.

#### XVII. ZONANTES Casey. 1895.

Eyes large, coarsely granulated, placed close to base of head, which is entire and truncate. Antennae with second and third joints of subequal length, eleventh swollen at middle and obliquely pointed. Two of the eight species have been taken in the State.

2500 (7902). ZONANTES FASCIATUS Melsh., Proc. Phil. Acad. Nat. Sci., III, 1846, 55.

Suboval, convex. Black; antennae, palpi, legs and tips of abdomen dull yellow; elytra black, each with a large humeral spot and apical fourth reddish-yellow; pubescence long, rather coarse and sparse. Thorax as wide as head, subquadrate, sides parallel; disk finely and rather sparsely punctate, feebly impressed along the median line. Elytra one-half wider than thorax, parallel, coarsely but not densely punctate. Length 2-2.5 mm.

Throughout the State; scarce. June 1-June 20. Taken by beating flowers and foliage.

2501 (7904). ZONANTES SUBFASCIATUS Lec., Trans. Amer. Ent. Soc., V, 1875, 176.

Suboval, convex. Dull reddish-yellow; head fuscous; elytra with a narrow median piceous bar, slightly wider at the sides; pubescence long,

coarse and sparse. Thorax subquadrate, one-third wider than long, finely and densely punctate and impressed along the median line. Elytra one-half wider than thorax, densely, deeply and rather coarsely punctate. Length 1.5-1.7 mm.

Dubois County; rare. April 29.

#### XVIII. PHOMALUS Casey. 1895.

Eyes large, rather widely separated, very coarsely granulated and with a small rounded emargination; placed close to base, which is strongly arched and elevated; eleventh joint of antennæ rather small and obtuse; thorax transverse, with sides parallel; abdomen with basal segment more than equal to the others combined. One of the two species occurs in the State.

2502 (7910). PHOMALUS BRUNNIPENNIS Lec., Trans. Amer. Ent. Soc., V, 1875, 176.

Elongate-oblong, convex. Dark brown; head, thorax and middle and hind legs piceous; pubescence grayish-yellow, short and rather dense. Thorax wider than long, apex rounded; disk convex, slightly uneven, finely and densely punctate. Elytra nearly twice as wide as thorax, oblong, parallel, finely and densely punctate and with a faint oblique impression on basal third. Length 1.7-2 mm.

Vigo County; rare. April 16.

*Vannus piccus* Lec., black, legs and antennæ dark reddish-brown, eyes separated by twice their own width, length 1.7 mm., is known from Pennsylvania, New York and Wisconsin.

*Tanilotes lacustris* Casey, black, eyes separated by three times their width, length 1.6 mm., was described from Wisconsin.

#### Family LXIII. PYROCHROIDÆ.

##### THE FIRE-COLORED BEETLES.

A small family of moderate sized, broad depressed beetles having the elytra rather soft in texture, usually widened behind the middle and remarkable for their relative size. The head is almost horizontal and constricted behind the eyes into a rather slender neck, both head and thorax being much narrower than the elytra. Most of our species are conspicuous for the rufous thorax, which contrasts with the black elytra and for the prominent antennæ which are serrate or subpectinate in the female and usually with

long, comb-like processes in the male. The name is from that of the typical genus *Pyrochroa*, meaning "fire-color," and was probably suggested by the presence of red or yellow in their coloration, some of the foreign ones being almost wholly red. Our species live in all stages under the half decayed bark of trees and have little economic importance.

In addition to the more prominent characters mentioned, the Pyrochroidæ have the eyes emarginate, rather coarsely granulate and sometimes very large; antennæ 11-jointed, inserted at the sides of the front just before the eyes; elytra wider than the abdomen, rounded at tips, the epipleuræ visible only near the base; abdomen with five free ventral segments, the fifth emarginate, exposing the tip of sixth in male; front coxæ large, conical, contiguous, the cavities widely open behind; middle coxæ with distinct trochantins; tarsi with next to last joint dilated, claws simple.

The principal papers treating of the North American species are as follows:

*LeConte*.—"Synopsis of the Pyrochroides of the United States,"  
in *Proc. Phil. Acad. Nat. Sci.*, VII, 1855, 274-275.

*Horn*.—"Synopsis of Dendroides," in *Trans. Amer. Ent. Soc.*,  
XV, 1888, 46-48.

The 11 known species from North America are divided among four genera, all of which are represented in Indiana.

#### KEY TO GENERA OF PYROCHROIDÆ.

- a.* Eyes moderate in size, well separated.
- b.* Antennæ simple; color dull yellow; thorax and elytra strongly carinate. I. ISCHALIA.
- bb.* Antennæ serrate or branched; the branches more or less rigid.
- c.* Last joint of maxillary palpi long, pruning-knife shaped; length 13 or more mm. II. PYROCHROA.
- cc.* Last joint of maxillary palpi long, oval; smaller, not over 8 mm. III. SCHIZOTUS.
- aa.* Eyes very large, sometimes nearly contiguous; branches of male antennæ very slender and flexible. IV. DENDROIDES.

#### I. ISCHALIA Pasg. (Gr., "dried up.")

This genus is represented in the eastern United States by a single small species which, on account of its peculiar sculpture, is very different in appearance from any other Indiana beetle. The body covering is much firmer than in other genera of the family and the last joint of the maxillary palpi is large and hatchet-shaped.

2503 (7990). *ISCHALLA COSTATA* Lec., New Sp. N. Am. Col., 1, 1866, 142.

Oval, subdepressed. Dull brownish-yellow; head, abdomen and antennæ, except the last two joints, brownish-fuscous; elytra dusky with a long stripe on side and tips pale. Thorax bell-shaped, without punctures, sides thickened and reflexed; hind angles acute; disk with a strong median carina ending in a point at the base. Elytra elongate-oval, very coarsely punctured; each with a high ridge extending from humerus nearly to tips and another, much feebler, very near the margin and reaching from near the base to the tip. Length 4.5-5 mm.

Marshall County; rare. May 3. One specimen from decaying cottonwood.

## II. PYROCHROA Geoff., 1764. (Gr., "fire + color.")

Four species of large black and yellow forms belong here. Two of the four occur in the State.

2504 (7991). *PYROCHROA FLABELLATA* Fab., Ent. Syst. Suppl., 1798, II, 105.

Elongate, subdepressed. Reddish-yellow; antennæ, except the two basal joints, piceous; elytra black, sparsely clothed with short, suberect pubescence. Thorax twice as wide as long, distinctly wider than head; sides and angles rounded, disk smooth, with a broad median impression at base. Elytra distinctly wider behind the middle, finely and densely granulate-punctate. Male with head broadly concave between the eyes and antennæ with joints 5 to 10 more strongly pectinate than in female. Length 15-17 mm.

Throughout the State, frequent in the southern counties; much less so northward. June 2-July 7. Occurs on foliage, especially that of ironwood, in open woodland; also often beneath chips and bark. A half dozen specimens were, on one occasion, found feeding on a pungent, sourish sap which was exuding from a crevice in a white oak stump.

2505 (7992). *PYROCHROA FEMORALIS* Lec., Proc. Phil. Acad. Nat. Sci., VII, 1855, 274.

Resembles the preceding in form and color except that the under surface, palpi, all the tibiæ and tarsi and part of middle and hind femora are blackish. Thorax much narrower than in *flabellata*, scarcely wider than head. Male with a very deep double fovea between the eyes and with the branches of antennal joints much longer and more slender. Females with a broad, shallow excavation between the eyes and the antennæ about as in the males of *flabellata*. Length 14-16.5 mm.

Marion, Crawford and Perry counties; scarce. May 14-June 5. The elytra are much more shining and less rough than in *flabellata*.



## III. SCHIZOTUS Newm. 1838. (Gr., "cleft-back.")

A single rather small, dull species represents this genus in the Eastern United States.

2506 (7993). SCHIZOTUS CERVICATUS Newm., Entom. Mag., V, 1838, 375.

Elongate, suboval, depressed. Dull blackish-piceous, sparsely clothed with fine, prostrate, grayish-yellow hairs; thorax, front of head and very narrow sutural and marginal lines of elytra, obscure reddish. Thorax one-half wider than long, sides and angles rounded; disk uneven, very finely and densely punctate and with a wide, deep median groove. Elytra feebly widened behind the middle, finely and densely granulate-punctate. Head of males with a deep fovea each side at base and with the branches of antennae long and slender.

Lake County; rare. May 28. Taken from beneath the bark of dead birch in the Kankakee Valley near Shelby. A member of the Alleghanian fauna.

## IV. DENDROIDES Lat. (Gr., "branen or tree-like.")

Medium-sized species, readily known by the very large eyes which, in the males, almost meet on top of the head, and in the female are but slightly separated. Two of the four species recognized by Horn occur in the State.

2507 (7994). DENDROIDES BICOLOR Newm., Ent. Mag., V, 1838, 375.

Elongate, slender, subparallel. Reddish-yellow; head, antennae and elytra piceous. Thorax about as wide as long, widest at middle, the sides strongly converging in front, slightly sinuate near base; disk sparsely and coarsely punctate, with a median impression on basal half. Elytra nearly parallel in male, distinctly wider behind in female, coarsely and rather closely punctate. Males more slender, with a narrower thorax and with branches of antennal joints very long and slender. Length 9-13 mm. (Fig. 3, No. 5, and fig. 587.)

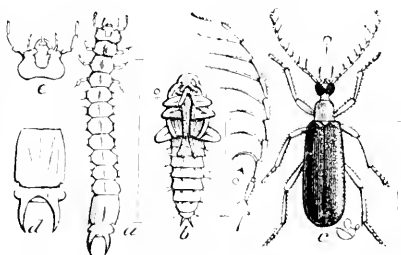


Fig. 587. *a*, Larva; *b*, pupa; *c*, beetle (female); *d, e, f*, enlarged and horns of larva; *e*, enlarged head of same; *f*, antenna of male. (After Riley.)

with branches of antennal joints very long and slender. Length 9-13 mm. (Fig. 3, No. 5, and fig. 587.)

Throughout the State; frequent. May 21-August 17. Occurs beneath bark.

2508 (7995). DENDROIDES CONCOLOR Newm., Ent. Mag., V, 1838, 375.

Elongate, slender, parallel. Uniform pale brownish yellow. Thorax distinctly longer than wide, narrower in front; disk smooth and shining.

the median impression visible at base only. Elytra parallel, coarsely and rather closely punctate. Male antennæ with last joint as long as the five preceding, their branches as in *bicolor*. Length 11-13 mm.

Laporte County; rare. May 25. Taken from beneath bark of pine.

## Family LXIV. MELOIDÆ.

### THE OIL AND BLISTER BEETLES.

Medium or large-sized beetles of variable color, having the thorax narrower than either head or elytra; the bodies soft in texture, often loose-jointed and sprawly in appearance and usually slender and subcylindrical in form; antennæ of moderate length and in the male sometimes curiously knotted or otherwise modified; head broad, vertical and abruptly narrowed into a neck; elytra and sides of abdomen with little or no co-adaaptation; tarsal claws cleft or toothed, each claw usually bearing a long appendage closely applied beneath it.

The name Meloidæ is of uncertain derivation. The larger, more bulky species, belonging to the genus *Meloe*, when alarmed exude from the joints of the legs a yellowish oily liquid, whence the name "oil beetles," often applied to them. To our more common forms the name "blister beetles" is given, on account of their possessing a peculiar principle called cantharidine which, when extracted and applied to the human skin, possesses the power of raising blisters.

In the adult stage the blister beetles are often injurious, since they feed on cultivated plants such as beets, potatoes and tomatoes, and a number of them are called "old-fashioned potato beetles," a term in use only since the Colorado potato beetle invaded the East. In the larval stage, however, many of them are very beneficial, as they feed upon the egg-pods of our common grasshoppers, thus greatly lessening the numbers of these insects. The larvæ of the blister beetles are also peculiar in that they undergo several more changes than do ordinary beetles before reaching the adult stage, a pseudo-pupal or inactive stage following the usual three or four moults of the larval form, this being succeeded by an active stage, which in turn is followed by the usual pupal stage preceding the final moult. The larvæ of the "oil beetles" live in nests of bumble-and other bees, feeding upon the honey stored for the young bee, and hence are also injurious in this stage.

In addition to the more important characters mentioned, the

Meloidæ have the antennæ 11-jointed, inserted at the sides of the front, before the eyes; elytra variable in form, but when short never truncate; abdomen with six free ventral segments; front and middle coxæ large, conical, contiguous, the front cavities widely open behind; next to last joint of tarsi cylindrical, except in *Tetraonyx*.

About 200 species of Meloidæ are known from North America, the great majority of them being from the Western and South-western States. These are treated in the following papers:

*LeConte*.—"Synopsis of the Meloides of the United States," in Proc. Phil. Acad. Nat. Sci., VI, 1853, 328-350.

*LeConte*.—"Synopsis of the genera *Pyrota* and *Pomphopaa*," in New Sp. N. Am. Col., I, 1866, 159-161.

*Horn*.—"Revision of the species of several genera of Meloidæ of the United States," in Proc. Amer. Phil. Soc., XIII, 1873, 88-117. Gives synopses of *Macrobasis*, *Epicauta*, *Pomphopaa* and *Cantharis*.

*Horn*.—"Synoptic tables of *Zonites* and *Calospasta*," in Trans. Amer. Ent. Soc., V, 1875, 155; VII, 1878, 60.

*LeConte*.—"Synoptic table of *Nemognatha*," in Trans. Amer. Ent. Soc., VIII, 1880, 212-215.

*Horn*.—"Studies among the Meloidæ," in Trans. Amer. Ent. Soc., XII, 1885, 107-116. Gives synopses and descriptions of *Macrobasis*, *Pyrota* and *Tetraonyx*.

*Horn*.—"Revision of *Calospasta*," in Proc. Amer. Phil. Soc., XXIX, 1891, 99-102.

*Wickham, H. F.*.—"The Meloidæ of Ontario and Quebec," in Can. Ent., XXVIII, 1896, 31-35.

*Fall, H. C.*.—"Notes on *Cantharis*, with Synoptic Table," in Trans. Amer. Ent. Soc., XXVII, 1901, 293-304.

The North American species of the family may be divided among two subfamilies, both of which are represented in the State.

#### KEY TO SUBFAMILIES OF MELOIDÆ.

*a.* Side pieces of meso- and metathorax covered by the elytra; inflexed portion of elytra very wide; inner wings absent; elytra (in our species) short and overlapping the suture and leaving most of the abdomen exposed; body large, clumsy.

Subfamily I. MELOINÆ, p. 1352.

*aa.* Side pieces of meso- and metathorax visible; inflexed portion of elytra narrow; wings usually present; elytra long, almost or quite covering the abdomen (except in *Sitarini*), not overlapping at suture.

Subfamily II. CANTHARINÆ, p. 1353.

## Subfamily I. MELOINÆ.

The members of our single genus of this subfamily are known as "oil beetles." They are large, clumsy black or bluish forms with short elytra, which do not cover the unwieldy abdomen. They have the tarsal claws cleft, the upper and lower parts equal, and the antennæ of the males are curiously dilated near the middle. (Fig. 588.) Being wingless, they are found on the ground or low herbage, and are more common in late autumn or spring. When disturbed they emit a disagreeable fluid from the joints.

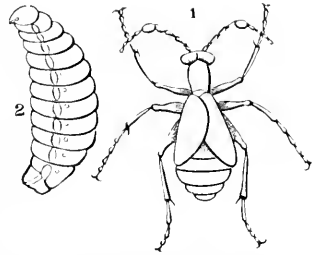


Fig. 588. *Meloe* sp. ? 1, male beetle; 2, larva; (After Packard.)

## I. MELOE Linn. 1758. (Gr., "small animal.")

Three of the 14 species have been taken in the State and one other perhaps occurs.

## KEY TO INDIANA SPECIES OF MELOE.

*a.* Thorax not longer than wide.

*b.* Color dull black; thorax with an impression on basal half of median line. 2509. IMPRESSUS.

*bb.* Color blue or bluish-black; thorax not impressed.

*c.* Thorax rather densely punctate; elytra not roughly sculptured.

NIGER.

*cc.* Thorax coarsely and deeply, not densely, punctured; elytra coarsely sculptured; color more decidedly blue and more shining.

2510. AMERICANUS.

*aa.* Thorax longer than wide, sparsely and irregularly punctate; color deep bluish-black; elytra finely rugose. 2511. ANGUSTICOLLIS.

2509 (8006). MELOE IMPRESSUS Kirby, Faun. Bor. Amer., 1837, 241.

Dull black with a faint bluish tinge. Thorax about as wide as long, widest at apical third, thence feebly narrowed to base; disk coarsely and sparsely punctured and with an impression just behind the middle. Elytra rather densely and shallowly rugose. Length 11–14 mm.

Vigo County; rare. May 12.

*M. niger* Kirby, blue-black, feebly shining, length 12.5–15 mm., is known from Canada.

2510 (8013). MELOE AMERICANUS Leach, Linn. Trans., XI, 1815, 251.

Bluish-black; elytra more decidedly blue in male. Thorax about as wide as long, but slightly narrower than head; rather densely punctate on apical half, much more sparsely so on basal portion. Length 16–24 mm.

Southern half of State; scarce. April 10–December 25. Noted only in late autumn and early spring. On October 28 I once found

six of these beetles close together near the margin of a wheat field. One female had the abdomen partly buried in the soft, recently ploughed earth, and on removing her I found a circular mass of yellow eggs, 150 or more in number. Say states that *americanus* is "not uncommon and is sometimes gregarious in great numbers."

2511 (8012). *MELOE ANGUSTICOLLIS* Say, Journ. Phil. Acad. Nat. Sci., 11, 1821, 280; *ibid.* 11, 166.

Head and thorax dark blue; elytra and abdomen violaceous. Head alutaceous, finely, deeply and very sparsely punctured. Thorax one-half narrower than head and nearly one-half longer than wide; sparsely and deeply punctate and, in male, with two small impressions each side of middle. Elytra finely and shallowly rugose. Length 12-15 mm.

Vigo County; scarce. September 18. The adults are said to feed upon the leaves of the buttercup. This and the preceding species are often confused in collections, and Wickham evidently has the names transposed in his table of Canadian species. Say states that both head and thorax of *angusticollis* are "strikingly narrower than the body," while LeConte says that the thorax is nearly one-half longer than wide, both of which statements are true of this, but not of *americanus*.

## Subfamily II. CANTHARINAE.

In addition to characters given in the key, the species of this subfamily have the body much more slender and the elytra meeting evenly along the suture; claws cleft to base, the upper portion sometimes pectinate. Representatives of four of the five tribes (subtribes) and seven of the 24 genera, recognized by LeConte and Horn, occur in the State.

### KEY TO INDIANA TRIBES OF CANTHARINAE.

- a.* Front not prolonged beyond the base of antennae; labrum small, scarcely visible; elytra (in our species) dull red.  
Tribe I. HOMINI, p. 1354.
- aa.* Front prolonged; frontal suture and labrum distinct.
- b.* Mandibles prolonged beyond the labrum, acute at tip.
- c.* Elytra entire; tarsal claws cleft.  
Tribe II. NEMOGNATHINI, p. 1354.
- cc.* Elytra rudimentary; wings wanting; tarsal claws simple.  
Tribe III. SETARINI, p. 1357.
- bb.* Mandibles not prolonged, obtuse; elytra entire; antennae straight, not thickened toward the apex. Tribe IV. CANTHARINI, p. 1357.

## Tribe I. HORIINI.

In this tribe the head is large, squarely truncate behind; antennæ not very long and not thickened toward apex; eyes transverse, kidney-shaped; claws of tarsi cleft to base, the upper portion with fine comb-like teeth, the lower one very slender. One of the two genera is represented in the State.

## II. TRICRANIA Lec. 1860. (Gr., "three times + head.")

Head triangular; last joint of maxillary palpi longer than third; mandibles not toothed; hind tarsi one-half shorter than tibiae. One of the three species occurs in the State.

2512 (S021). TRICRANIA SANGUINIPENNIS Say, Journ. Phil. Acad. Nat. Sci., III, 1824, 279; *ibid.* II, 166.

Elongate-oblong. Black, sparsely clothed with short, erect hairs; elytra uniform brick red. Thorax subquadrate, about as wide as head, one-third wider than long; surface, as well as that of head, densely, coarsely and roughly punctate. Elytra densely and rather finely rugose. Length 7.5-9 mm.

A few specimens taken by Wolcott near Hessville, Lake County. April 15-May 1. Occurs on sorrel and beneath cover in sandy localities.

## Tribe II. NEMOGNATHINI.

Our members of this tribe are rather small, oblong species, having the head triangular and squarely truncate behind; maxillary palpi not dilated, the fourth joint longer than third; tarsal claws cleft to base, the upper portion with strong, comb-like teeth, the lower one equal in length, acute and generally more slender than the upper. Two of the three genera are represented in the collection at hand.

## KEY TO INDIANA GENERA OF NEMOGNATHINI.

- |   |                  |
|---|------------------|
| <i>a.</i> Maxillæ with the outer lobe prolonged, bristle-like; antennæ not thickened toward apex. | III. NEMOGNATHA. |
| <i>aa.</i> Maxillæ with outer lobe not prolonged.   | IV. ZONITIS.     |

## III. NEMOGNATHA Ill. 1807. (Gr., "a thread + jaw.")

In this genus the outer lobe of the maxillæ is prolonged into a slender, flexible process, sometimes nearly as long as the body, which resembles somewhat the sucking tube of a butterfly. Four of the 18 species recognized by LeConte have been taken in the State, while two others may occur.

## KEY TO INDIANA SPECIES OF NEMOGNATHA.

- a.* Palpi rather short, not very slender, hairy; spurs of hind tibiae equal in size, rather slender.
- b.* Elytra finely and very densely punctured; thorax not wider behind.
- c.* Thorax quadrate; maxilla two-thirds or more the length of body.
- d.* Thorax densely punctured; color variable. PICZATA.
- dd.* Thorax sparsely punctured; elytra either wholly yellow or brownish-yellow, with a black stripe. 2513. PUNCTULATA.
- cc.* Thorax nearly oval, yellow, with black spots, finely and rather sparsely punctured; maxilla half the length of body. 2511. NEMORENSIS.
- bb.* Elytra less finely and less densely punctured, yellow, with a wide black stripe; thorax yellow, rather sparsely punctured. CRIBRARIA.
- aa.* Palpi longer and more slender, not hairy but only pubescent; maxilla less than half the length of body; spines of hind tibiae broad, obtuse.
- c.* Thorax rather finely and densely punctured; elytra wholly orange yellow or rarely with a broad black stripe. 2515. ATTEGARA.
- cc.* Thorax very coarsely, sparsely and irregularly punctate; elytra yellow or dark brown. 2516. CRIBRICOLLIS.

*N. piczata* Fab., male with fourth ventral broadly sulcate, fifth impressed, length 7-11 mm., is said to occur from the "Atlantic Regions to Colorado and Montana."

2513 (8032). *NEMOGNATHA PUNCTULATA* Lec., Proc. Phil. Acad. Nat. Sci., VI, 1853, 347.

Elongate-oblong. Orange yellow, sparsely clothed with yellow hairs; antennae (except at base), tarsi and greater part of under surface blackish. Head finely and densely punctate, with front flat; occiput swollen. Thorax one-third wider than long, sides almost straight, disk sparsely, coarsely and irregularly punctate. Elytra minutely and very densely punctured. Length 8-11 mm.

Jackson County; rare. July 16. The form described is var. *flavipennis* Uhler. In the typical form the upper surface is brownish-yellow, the elytra with a black stripe.

2514 (8031). *NEMOGNATHA NEMORENSIS* Heuz., Trans. Amer. Phil. Soc., III, 1830, 258.

Elongate-oblong. Black, rather thickly clothed with short, erect black hairs; mandibles, middle of head and thorax yellow, the latter usually with two black spots on basal half which are often united. Maxilla one-half the length of body. Length 6.5-7.5 mm.

Crawford County; rare. June 2-June 28.

*N. cribraria* Lec., male with fourth and fifth ventrals impressed and with median tufts of black hairs, length 6.5-8.5 mm., ranges from "the Middle and Western States to New Mexico."

2515 (8040). *NEMOGNATHA VITIGERA* Lec., Proc. Phil. Acad. Nat. Sci., VI, 1853, 348.

Elongate, subcylindrical. Reddish-yellow; elytra usually with a broad discal black stripe; antennæ, tibiæ and tarsi blackish. Thorax as wide as long, sides almost straight, apex rounded. Elytra densely, roughly and confluent punctate. Length 9-11 mm.

Two in Webster collection labelled "Ind., Baker;" probably from St. Joseph County. Recorded from Illinois, Missouri and Texas.

2516 (8041). *NEMOGNATHA CRIBRICOLLIS* Lec., Proc. Phil. Acad. Nat. Sci., VI, 1853, 348.

Oblong. Color exceedingly variable, in the type dull yellow with antennæ and tarsi brownish; in the specimens at hand (*fuscipennis* Lec.) dark brown with head and thorax reddish-yellow. Thorax but slightly broader than long, sides rounded. Elytra rather coarsely, densely and confluent punctured. Length 5-9 mm.

Lake County; rare. June 29—July 4.

#### IV. *ZONITIS* Fab. 1775. (Gr., "girded or banded.")

Small oblong species with the maxillæ not prolonged; antennæ filiform, the first and third joints equal, the second a little shorter. Two species have been taken, while another may occur.

##### KEY TO INDIANA SPECIES OF *ZONITIS*.

- a.* Antennæ not over half the length of body; eyes widely separated, not extending beneath the head.
- b.* Thorax without a median impressed line; elytra yellow, each with a median piceous stripe which is abbreviated at base and apex. 2517. *BILINEATA*.
- bb.* Thorax with a distinct median impressed line; elytra brown with suture and margins narrowly yellow. 2518. *SULCICOLLIS*.
- aa.* Antennæ bristle-like, nearly as long as the entire body; eyes large, rather close together and extending beneath the head; thorax and elytra very densely punctured; elytra brownish-yellow, with suture, margin and narrow median stripe paler. LONGICORNIS.

2517 (8049). *ZONITIS BILINEATUS* Say, Journ. Phil. Acad. Nat. Sci., I, 1817, 22; *ibid.* II, 3.

Elongate-oblong. Dull brownish-yellow. Elytra usually with piceous stripe as mentioned in key, this sometimes wanting; antennæ, tibiæ and tarsi in part or wholly fuscous. Thorax subquadrate, slightly wider than long, front angles rounded, hind ones obtuse; disk coarsely and very sparsely and irregularly punctured. Elytra with distinct, rather coarse and sparse punctures. Length 7.5-9 mm.

Wells and Putnam counties; rare. June 11—July 29. Taken from blossoms of wild rose.



2518 (---). *ZONITIS SUTICOLLIS* sp. nov.

Elongate-oblong. Antennae, occiput, tibiae, tarsi and meso- and meta-sterna brown; thorax, front of head, femora, prosternum and abdomen yellow; elytra as mentioned in key. Head coarsely and rather closely punctate, the middle of occiput smoother. Thorax slightly wider than long; sides and all the angles strongly rounded; disk uneven, sparsely and coarsely punctate and with a deep median impressed line. Elytra scabrous or rugose without distinct punctures. Abdomen finely and densely punctate, the apex of fifth ventral broadly and deeply concave. Length 8 mm.

Lake County; rare. July 29. Taken from blossoms of the yellow flowered thistle, *Cnicus pitchei* Torr. Very distinct from *bilineata* in color, difference in sculpture of elytra and in having thoracic impressed line.

*Z. longicornis* Horn, head nearly black, thorax darker at middle, legs and antennae pale, length 10 mm., was described from Central Illinois.

#### Tribe III. SITARINI.

To this tribe belongs a single North American species, *Hornia minutipennis* Riley, which is parasitic upon a ground-bee (*Anthopora* sp.), which builds its nests in perpendicular clay banks. The abdomen of the beetle is very large, as in *Meloe*; elytra very small and wings wanting. The head is triangular, thorax elongate, tarsal claws cleft; male with a double row of horny plates on abdomen. It was described from near St. Louis, doubtless occurs wherever its host lives, and should be looked for in early spring.

#### Tribe IV. CANTHARINI.

Elongate, rather slender, subcylindrical beetles, having the front marked with a distinct transverse suture prolonged beyond the insertion of the antennae; tarsal claws cleft to base, the upper part not serrate, the two parts in our genera subequal. (Fig. 589.) Four of the twelve genera are represented in the collections, while members of two others perhaps occur.

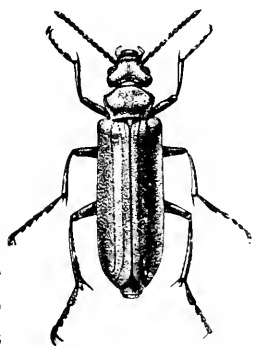


Fig. 589. *Cantharis nuttalli* Say.  
 × 11. (After Forbes.)

#### KEY TO INDIANA GENERA OF CANTHARINI.

- a. Second joint of antennae at least one-half as long as third. V. MACRERASIS.
- aa. Second joint of antennae much less than half the length of third. TETRAONYX.
- b. Next to last joint of tarsi bilobed.
- bb. Next to last joint cylindrical.

- c. Front femora with a silken, hairy spot on the under side; second joint of antennæ very short; mandibles short. VI. *EPICAUTA*.  
 cc. Front femora without a silken, hairy spot.  
 d. Antennæ filiform, the outer joints cylindrical. VII. *PYROTA*.  
 dd. Antennæ thicker toward apex, the outer joints oval or rounded.  
 c. Labrum deeply emarginate. VIII. *POMPHOPEA*.  
 cc. Labrum slightly emarginate. *CANTHARIS*.

V. *MACROBASIS* Lec. 1862. (Gr., "long + a base.")

Our species of this genus are elongate, subcylindrical, black beetles clothed with gray pubescence and having the first joint of antennæ of male elongate and the second joint always more than half the length of third; last joint of maxillary palpi triangular and obliquely truncate; front thighs with spot of pubescence as in *Epicauta*, to which the genus is very closely related.

KEY TO INDIANA SPECIES OF *MACROBASIS*.

- a. First joint of antennæ unlike in the sexes, that of the male being much thickened and longer than the next two; second joint of male equal to third and fourth together; length not over 15 mm.  
 b. First joint of male antennæ more or less S-shaped or with a distinct sinuation on under side near apex; front tibiæ of male with one terminal spur. 2519. *TORSA*.  
 bb. First joint of male antennæ not sinuate or S-shaped, but slightly flattened and feebly curved; front tibiæ of male with two spurs.  
 c. Pubescence less dense, ash-gray; basal joint of male antennæ longer and wider, reaching the occiput; femora without long hairs behind in either sex. 2520. *UNICOLOR*.  
 cc. Pubescence more dense and with a distinct yellowish tinge; basal joint of male antennæ not reaching the occiput; femora of male, especially the hind ones, clothed with long hairs on their hinder margin. 2521. *FLAVOCINEREUS*.  
 aa. First joint of antennæ similar in the sexes and not in either sex longer than the next two; second joint in both sexes not longer than third; length 13-23 mm. 2522. *IMMACULATA*.

2519 (8060). *MACROBASIS TORSA* Lec., Proc. Phil. Acad. Nat. Sci., VI, 1853, 343.

Elongate, slender. Black, sparsely clothed with short, grayish pubescence; antennæ and legs black. Thorax slightly broader than long, sides nearly parallel, curved at apex, median line impressed. Elytra subparallel, more or less pruinose, moderately punctured. Male with second joint of antennæ cylindrical, compressed, and with first joint of front tarsi shorter than second, narrow at base and more or less dilated. Female with second joint of antennæ slightly longer than third. Length 11-15 mm.

Crawford County; rare. June 11. Known heretofore only from Texas. Easily distinguished from *unicolor* by the contorted first joint of male antennæ.

2520 (8061). *MACROBASIS UNICOLOR* Kirby, Faun. Bor. Amer., 1837, 241.

Elongate, subcylindrical. Black, rather densely clothed with grayish hairs which give an ashen hue to the upper surface. Thorax slightly longer than broad, otherwise as in *torsa*. Second joint of male antennae slightly longer than the next two and nearly twice as wide; in female one-half longer than third. Length 8-15 mm. (Fig. 590.)

Throughout the State, frequent; more so in the northern counties. May 21-August 6. Commonly known as the "ash-gray blister beetle" and occurs on false indigo, Kentucky coffee tree and other legumes; also on potatoes and ironweed, it and one or two species of *Epicauta* being among the few living creatures which will attack the leaves of the last-named plant.

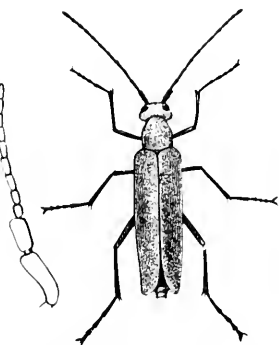


Fig. 590. Female beetle.  $\times 2$ ; antenna of male much enlarged. (After Chittenden in Bull. 43, U. S. Div. Ent.)

2521 (—). *MACROBASIS FLAVOCINEREUS* sp. nov.

Slightly narrower and more parallel than *unicolor*. Pubescence yellowish-gray. Second joint of male antennae shorter and not much wider than the next two; of female scarcely longer than third. Maxillary palpi much longer and stouter than in *unicolor*. All the femora of male, and especially the hind ones, with a fringe of long hairs on the hind margins, the hairs curved near tips. Length 12-13 mm.

Starke County; rare. July 1. Very distinct from *unicolor* in the form of antennal joints and pubescence of femora of male.

2522 (8068). *MACROBASIS IMMACULATA* Say, Journ. Phil. Acad. Nat. Sci., III, 1824, 304; *ibid.* II, 170.

Elongate, male rather robust. Black, densely clothed with yellowish or grayish pubescence. Thorax slightly longer than wide, otherwise as in *torsa*. Elytra gradually broader behind the middle, especially so in male. First joint of male antennae less than half the length of head; second joint shorter than third. Female with second joint as long as or slightly longer than third, and the first more slender than in male. Length 13-23 mm.

Southern half of State; scarce. May 24-August 2. Occurs on goldenrod and wild morning-glory.

*Tetraonyx quadrimaculata* Fab., head black, elytra yellowish, apical third and large humeral spot black, length 10 mm., is known from Georgia and North Carolina, and may occur in southern Indiana.

#### VI. EPICAUTA Redt. 1849. (Gr., "upon + burn.")

The members of this genus closely resemble those of *Macrobasis* in form and are separated only by the difference in the basal joints

of the antennæ. The first joint is usually shorter, rarely equal to, and never longer than the third, and the second joint is never greater in length than half the third. *Epicauta vittata* and *E. marginata* (Fig. 591), are both known as "old-fashioned potato bugs," and frequently appear in swarms in late summer and sweep through a garden or field before the farmer realizes the nature of the attack. They especially favor beets and certain Composite when in flower. As a rule they disappear as suddenly as they come, some species being found in swarms on one day only. Others remain a week




Fig. 591 (After Forbes.)

or two and are then best gathered into kerosene pans, if at all possible. The arsenites kill them slowly, and a swarm that feeds for a day or two before application is made and a day or two before the specimens die has done about as much injury as would have been caused without treatment of any kind. Driving them off with bushes wielded by hand is sometimes practiced with fair success and may be resorted to when circumstances favor the method." Six species of the genus have been taken in the State, while one other may occur.

KEY TO INDIANA SPECIES OF EPICAUTA.

- a.* Antennal joints of equal thickness throughout, cylindrical and closely united; eyes nearly as wide as long, feebly or not emarginate in front.
  - b.* Head less densely punctured than thorax, usually brick red behind the eyes. 2523. TRICHURUS.
  - bb.* Head and thorax similarly punctured, the former always black; elytra clothed with dense gray or grayish-yellow pubescence.
    - c.* Thorax longer than wide, densely pubescent with a dark line each side of middle. STRIGOSA.
    - cc.* Thorax as wide as long, moderately shining, rather coarsely and densely punctured. 2524. FERRUGINEA.
- aa.* Antennal joints on apical half always more slender, loosely united and more or less compressed; eyes always longer than wide, emarginate in front, more finely granulate and less prominent than in those preceding.
  - d.* Elytra clay yellow, each with two black stripes. 2525. VITTATA.

*dd.* Elytra black without stripes on disk.

*c.* Body beneath clothed with gray pubescence; elytra in part or wholly gray-pubescent.

*f.* Elytra wholly clothed with uniform gray pubescence.

2526. CENTREA.

*ff.* Elytra black, the narrow margins and suture only gray.

2527. MARGINATA.

*cc.* Body above and beneath wholly black; spurs of hind tibiae unequal, the outer one broader.

2528. PENNSYLVANICA.

2523 (8079). *EPICAUTA TRICURUS* Pall., Icon. Ins., 1798, 100.

Elongate, subcylindrical. Black, opaque; clothed with short, rather dense, recumbent, black or gray pubescence, the gray often forming a marginal stripe and rarely a sutural line on elytra; head behind the eyes usually red, though often wholly black or with a small red spot in front. Thorax narrower than head, one-half longer than wide, coarsely and densely punctured and with a fine median line. Elytra finely and closely granulate-punctate. Male with head less shining and more sparsely punctate than female. Length 8-11 mm.

Throughout the State; scarce June 3-August 4. Occurs especially on the hedge bindweed, *Convolvulus sepium* L., also on Jersey tea, sweet potatoes, etc. The specimens with head wholly black are apt to be confused with *pennsylvanica*, but the different punctuation of head and thorax will at once distinguish them.

*E. strigosa* Sch., thorax usually with two black spots and elytra each with two black lines, length 7-10 mm., is said to occur from "Pennsylvania to Georgia."

2524 (8082). *EPICAUTA FERRUGINEA* Say, Journ. Phil. Acad. Nat. Sci., 11, 1824, 298; *ibid.*, 11, 167.

Elongate, slender. Black, elytra densely clothed with grayish or clay-yellow hair. Head shining, rather sparsely and finely punctured. Thorax slightly wider than long, coarsely but not densely punctured. Elytra finely granulate-punctate, the sculpture almost hidden by the pubescence. Length 4-9 mm.

Knox County; rare, July 10. Its range is given as Dakota to New Mexico.

2525 (8093). *EPICAUTA VITATA* Fab., Syst. Ent., 1798, 260.

Elongate, slender, subcylindrical. Under surface black, densely clothed with short, prostrate hairs; head, thorax and elytra dull clay-yellow, each with two black stripes. Head broader than thorax, the latter longer than wide. Length 12-18 mm. (Fig. 592.)

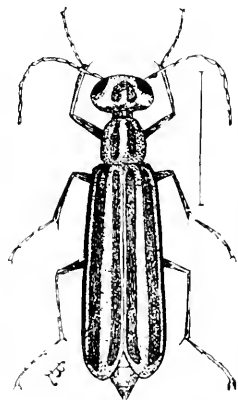


Fig. 592. Line shows natural length. (After Forbes.)

Throughout the State; common, but apparently much less so than a score of years ago. June 11–July 20. The best known of the "old-fashioned potato bugs," or blister beetles. Feeds on tomatoes, potatoes and various weeds in low grounds. The writer's father, H. S. Blatchley, of Bainbridge, Indiana, always raised a great many potatoes, which each season were more or less damaged by these beetles. On one occasion, after sprinkling with London purple and trampling and mashing five bushels, more or less, of the beetles into the ground, he wrote of his experience as follows: "On the next day, for every one that had been killed a dozen had come to their funerals. A dashing rain having washed the poison from the vines, the bugs went for them again and not until after they had devoured the last leaf and sucked the juice from the stalks did they leave for greener pastures. I have heard some people hint, in a sly kind of way, as though they were fearful of offending some august personage, that these blister beetles were the devil's own. This I have come to believe, and

"It's my firm conviction and it makes me free to say  
That we're indebted for their visits to 'Old Scratch.'

I judge from observation that from every egg they lay  
A dozen little blister beetles hatch.

If ever they should visit you, you'll find they've come to stay,

And there's nothing that their greediness can match.

If you undertake to hustle 'em it's 'possum they will play,

And a bushel in a minute you can catch.

The devil take his tater bugs, if I could have my way,

I'd tumble into Tophet the whole batch.

If such a blistering avalanche old Satan should dismay,

He probably would hump himself and scratch."

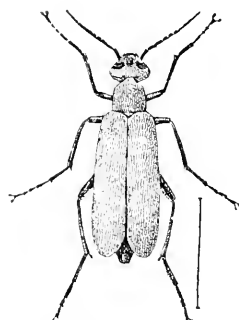


Fig. 593 (After Chittenden in Bull. 43, U. S. Div. Ent.)

2526 (8097). *EPICAUTA CINEREA* Forst., Nov. Spec. Ins., 1771, 62.

Elongate, rather robust. Black, uniformly clothed with gray pubescence. Head and thorax densely and finely punctured. Elytra finely granulate-punctate. Length 10–17 mm. (Fig. 593.)

Vigo County; scarce. September 22. Known as the "gray blister beetle."

2527 (—). *EPICAUTA MARGINATA* Fab., Syst. Ent., 1775, 260.

Elongate, robust. Black; head and sides of thorax densely clothed with gray pubescence, the latter with a large triangular discal space black, this divided by a gray median impressed line. Color of elytra given in key. Sculpture of upper surface as in *cinerea*. Length 12–17 mm. (Fig. 591.)

Throughout the State, common; more so in the southern counties. July 1-September 18. Known as the "margined blister beetle," and occurs especially on *Clematis*, but also on beets, tomatoes, etc., and in later years seems to have taken the place of *vittata*.

2528 (8104). *EPICAUTA PENNSYLVANICA* DeG., Mem., V, 1775, 15.

Elongate, slender. Uniform black, opaque, clothed with fine, short, prostrate black hairs. Thorax quadrate, the front angles rounded; surface (as well as that of head and elytra) finely and densely punctate and with an impressed median line. Length 7-13 mm. (Fig. 594.)




Fig. 594. (After Chittenden in Bull. 43, U. S. Div. Ent.)

Throughout the State; common. August 19-October 9. Occurs especially on goldenrod (*Solidago*), also on thoroughwort and rarely, with the preceding, on ironweed. It is essentially an autumn insect, as the above dates will show.

#### VII. PYROTA Lec. 1862. (Gr., "fire.")

This genus is separated from its allies by the form of the antennal joints, which are all slender and cylindrical; the second joint about one-fourth the length of third. The males have the last joint of maxillary palpi transversely oval, with the under side concave; in the female it is elongate and truncate at tip. In the former sex the last ventral segment is notched.

2529 (8109). *PYROTA ENGELMANNI* Lec., Jour. Phil. Acad. Nat. Sci., 1, 1847, 91.

Elongate, robust, subcylindrical. Dull yellow; antennae, tibiae and tarsi, hind angles of head and six spots on thorax, black; elytra with three rather wide black bars, the front and middle ones interrupted at suture, the former composed of two oblong black spots which are often confluent; under surface in part black. Head convex, sparsely punctate. Thorax longer than wide, narrower at apex; surface very sparsely punctate. Elytra each with two or three fine raised lines; very finely and densely punctate. Length 17-20 mm.

Starke and Wells counties; scarce. August 15-August 20. The spots of thorax are arranged one on each side of middle of disk, one slightly in front of each of these on the sides and two on the front margin. Its range has heretofore been recorded as "Missouri to Texas."

## VIII. POMPHOPEA Lee. 1862. (Gr., "a blister.")

The only characters separating this genus from *Pyrrota* and *Cantharis* are those set forth in the key. One of the five species occurs in the State.

2530 (8124). POMPHOPEA LENA SAY, Journ. Phil. Acad. Nat. Sci., III, 1824, 301; *ibid.* II, 168.

Elongate, slender, subcylindrical. Under surface, head and thorax greenish, rather thickly clothed with long gray hairs; elytra bronzed and with a few short, scattered hairs; antennæ black; legs reddish-yellow, the knees and trochantins black. Upper surface alutaceous, the head and thorax sparsely, irregularly and rather finely punctured. Thorax bell-shaped and with distinct median impressed line. Elytra finely rugose, not distinctly punctate. Front tibiæ of male straight and with two spurs; hind tibial spurs unequal, the outer broader. Length 10–16 mm.

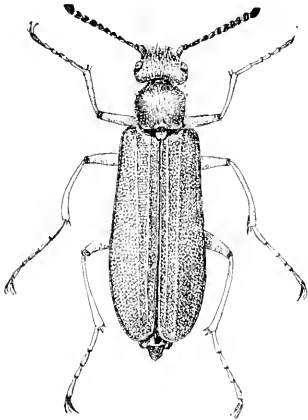


Fig. 590. *Pomphopota Sayi*.  $\times 2\frac{1}{2}$   
(After Chittenden in Bull. 38, U. S. Div. Ent.)

Putnam and Vigo counties; rare. April 20–May 4. Occurs on blossoms of apple, pear, etc.

*P. sayi* Lee. (Fig. 595), length 15–18 mm., and *P. unguicularis* Lee., length 18–20 mm., were both described from Illinois and may occur in Indiana. According to the descriptions, they differ very slightly from *lena*, the elytra being glabrous and the legs more or less blue-black. In *unguicularis* the hind tibiæ of male are dilated toward apex and strongly compressed, while in *sayi* the tibiæ are normal.

## Family LXV. RHIPIPHORIDÆ.

## THE RHIPIPHORID BEETLES.

A small family of wedge-shaped beetles resembling the Mordellidæ closely in general appearance, but having the sides of thorax without a sharp edge; hind body not terminating in a spinous process as in most Mordellids; elytra usually shorter than the abdomen and narrowed behind, with the inner wings longer and usually more or less projecting; antennæ pectinate or fan-shaped in the males, frequently serrate in the females. The adults occur on flowers and are much less common than the Mordellids. The larvae that are known are parasitic, some in the nests of wasps and others on cockroaches.

In addition to the general characters mentioned, the Rhipiphoridae have the head vertical, the neck very slender and entirely im-



mersed in the thorax; eyes large, usually very finely granulated; mandibles not emarginate at tip; maxillæ with the upper lobe often filiform; antennæ 11-jointed (10-jointed in certain females); thorax as wide as the elytra at base, much narrowed in front; abdomen with a variable number of free ventral segments; front coxæ large, conical, without trochantins, the cavities open behind; hind coxæ transverse, lamellate, contiguous; claws pectinate or toothed, rarely simple.

Only about twenty-five species of the family are known from North America. These are treated in the following works:

*LeConte*.—"Notes on the species of *Myodites* inhabiting the United States," in *Proc. Phil. Acad. Nat. Sci.*, 1865, 96-98.

*Horn*.—"Notes on the species of *Rhipiphorus* of the United States," in *Trans. Amer. Ent. Soc.*, V, 1875, 121-125.

*LeConte*.—"Synoptical table of *Myodites*, with descriptions," in *Trans. Amer. Ent. Soc.*, VIII, 1880, 210-212.

*Horn*.—"Synoptic table of *Myodites*," in *Trans. Amer. Ent. Soc.*, XIX, 1892, 48.

By LeConte and Horn the family is separated into four tribes, represented by five genera. Members of but two genera have as yet been taken in the State, though single species of each of two others probably occur.

#### KEY TO INDIANA GENERA OF RHIPIPHORIDÆ.

- a.* Elytra as long as the abdomen, not separated toward apex; eyes oval, feebly emarginate. PELECOTOMA.
- aa.* Elytra shorter than the abdomen.
  - b.* Mouth organs perfect.
    - c.* Scutellum covered by a lobe of the base of thorax; elytra not much shorter than abdomen; middle coxæ almost contiguous. I. RHIPIPHORUS.
    - cc.* Scutellum not covered by the thorax; elytra very small; middle coxæ widely separated. II. MYODITES.
  - bb.* Mouth organs atrophied; female larviform, without elytra and wings (species parasitic upon the croton bug, *Blattella germanica* L.) RHIPIDUS.

PELECOTOMA Fisch. 1809. (Gr., "ax - to cut like.")

The single species of this genus, *P. faviipes* Melsh., occurs in the eastern United States and has been taken at Cincinnati. It is black, with antennæ, palpi and legs yellowish, length 4.5 mm.

I. RHIPIPHORUS Fab. 1792. (Gr., "a fan - bearing.")

Rather small, wedge-shaped forms having the antennæ bipectinate in males, serrate in females; elytra pointed behind and sepa-

rated along the suture; tarsal claws bifid at tip. The larvæ are parasitic on the young of wasps. Four of the eight recognized species have been taken in Indiana, while three others may occur.

## KEY TO INDIANA SPECIES OF RHIPIPHORUS.

- a.* Front coxæ not separated by the prosternum.
- b.* Front tarsi of male spinulose beneath; elytra very acute.
- c.* Basal lobe of thorax with a strong elevation; male elytra wholly yellow, the abdomen black; female elytra yellow, tipped with black, abdomen red. FLAVIPENNIS.
- cc.* Basal lobe of thorax transversely notched at tip; elytra of male yellow with black margins and tips; of female yellow with apical third black. 2531. DIMIDIATUS.
- bb.* Front coxæ of male with three joints pubescent beneath.
- d.* Second joint of hind tarsi shorter than third and flat above.
- c.* Basal lobe of thorax with an obtuse elevation and a deep pit each side; elytra brownish-black at base. BIFOVEATUS.
- cc.* Basal lobe of thorax not elevated, its surface regularly convex; punctures of metasternum separated by at least their own diameters; color variable. 2532. PECTINATUS.
- dd.* Second joint of hind tarsi longer than third, subcylindrical; lobe of thorax neither carinate nor notched. 2533. CRUENTUS.
- aa.* Front coxæ separated in nearly their entire length by the slender process of prosternum.
- f.* Second joint of hind tarsi longer than half the third and not flattened above; piceous, iridescent. LINEARIS.
- ff.* Second joint of hind tarsi shorter than half the third and flattened; head and thorax reddish-yellow, the latter with black oval spot. 2534. LIMBATUS.

2531 (8174). RHIPIPHORUS DIMIDIATUS Fab., Spec. Ins., 1, 1781, 332.

Black; elytra pale yellow with tips and sometimes the outer and sutural margins black in male; apical third black in female; antennæ of male pale yellow; of female piceous, the two basal joints reddish. Thorax without apical impression, the hind lobe emarginate; surface coarsely and densely punctate; elytra flat, sparsely punctured, rapidly narrower and very acute at tip. Length 5.9 mm.

Vigo, Knox and Gibson counties; scarce. July 10–August 11. Occurs especially on the flowers of the narrow-leaved mountain mint, *Pycnanthemum linifolium* Pursh. The male is evidently rare, as but one of the ten specimens at hand is of that sex.

2532 (8177). RHIPIPHORUS PECTINATUS Fab., Syst. Ent., 1798, 263.

Color exceedingly variable, ranging from body entirely black, except a reddish abdomen, to black with thorax and elytra reddish-yellow; antennæ of male usually reddish with the branches black; those of female black with two basal joints reddish. Structural characters as given in key. Length 4–7.5 mm.

Lake, Fulton and Putnam counties; scarce. July 4–July 31. A single female of var. *tristis* Fab., wholly black, was taken in Putnam County, July 25.

2533 (8178). RHIPIDHORUS CRUCIATUS Germ., Ins. Spec. Nov., 1821, 168.

Color variable; in typical *cruciatu*s, body and legs entirely black; elytra red, apex and narrow basal margin black; antennae and abdomen black, the latter very rarely red (male), abdomen red, very rarely black (female); in var. *rufus* Lec., body above, beneath and legs reddish-yellow; antennae black with pale basal joint. Elytra contiguous for nearly half their length, then obliquely narrowed, not acuminate at tips. Length 5–7.5 mm.

Perry County; rare. June 17. Our only species having the second joint of hind tarsi longer than third. A member of the Austroriparian fauna.

2534 (8179). RHIPIDHORUS LIMBATUS Fab., Ent. Syst., II, 1798, 112.

Head, thorax, under surface, femora and middle and hind tibiae reddish-yellow; thorax with an oval black spot on disk; elytra either wholly black or pale yellow with the margins and suture black; antennae, except the two basal joints, tarsi and front tibiae, black. Vertex smooth, convex. Thorax with hind angles and basal lobe much prolonged, the latter not notched at tip; surface sparsely and shallowly punctate. Length 6–10 mm.

Southern two-thirds of State; scarce. July 10–August 17. Occurs on flowers of various *Composita*. The top of head and sides of meso- and metasterna are often black.

*R. flavipennis* Lec., length 7.5–10 mm., is known from Pennsylvania, Georgia, Illinois and westward; *R. biforcatus* Horn, black, elytra brownish, darker at base, with small pale spot one-fourth from humerus, length 11 mm., was described from Illinois; *R. linearis* Lec., linear, length 4 mm., was described from Kentucky.

## II. MYODITES Latr. 1819. (Gr., "like a mouse.")

Wedge-shaped species having the elytra very short, wings not folded; antennae fan-like in both sexes. They occur on the flowers of goldenrod and other *Composita* in August and September. One species is known from the State.

2535 (8187). MYODITES FASCIATUS Say, Journ. Phil. Acad. Nat. Sci., III, 1824, 274; *ibid.* II, 162.

Black, feebly shining; legs and elytra yellow, the latter with base and spot near apex fuscous. Vertex prominent with a median carina. Thorax conical with a median impressed line; surface, as well as that of head, finely and densely punctate. Elytra one-third the length of abdomen, widely separated, sparsely punctate. Length 4–6 mm.

One specimen in Webster collection labeled "Ind." Taken by Dury near Cincinnati; also known from Illinois and Pennsylvania.

\* \* \*

It will be seen that, exclusive of the Rhynchophora, 2,535 species of Coleoptera are known to have been taken within the bounds of Indiana. In addition, 777 species have a known range which renders it probable that they may also occur within the State. These have been included in the keys and, in most instances, brief mention has been made in the body of the text of their color, length and range. They can, therefore, for the most part, be readily identified by future collectors.

While the number of species which may occur but have not been taken may seem very large, it must be remembered that no continuous collecting by trained coleopterists has been done, but only such species taken as time and opportunity afforded during the intervals from other work. It is very probable that two or three seasons devoted solely to collecting would raise the number of species, aside from the Rhynchophora, to more than 3,000.

The following table of families shows the number of species of each which are known to occur, and are therefore listed and described; also the number of species of each family which are included in the keys as being of probable occurrence within the State. The forms listed as varieties are not included:

<i>Family.</i>	<i>No. of Species Known to Occur.</i>	<i>No. of Species of Probable Occurrence.</i>
I. Cicindelidae .....	16	1
II. Carabidae .....	366	75
III. Halipidae .....	10	1
IV. Dytiscidae .....	70	23
V. Gyrinidae .....	15	4
VI. Hydrophilidae .....	54	14
VII. Leptinidae .....	1	0
VIII. Silphidae .....	35	17
IX. Scydmaenidae .....	21	19
X. Pselaphidae .....	41	42
XI. Staphylinidae .....	304	119
XII. Trichopterygidae .....	8	12
XIII. Scaphidiidae .....	13	5
XIV. Phalacridae .....	9	2
XV. Corylophidae .....	8	9
XVI. Coccinellidae .....	49	4
XVII. Endomychidae .....	10	2
XVIII. Erotylidae .....	22	4
XIX. Colydidae .....	14	10
XX. Rhyssodidae .....	2	0
XXI. Cucujidae .....	17	8

<i>Family.</i>	<i>No. of Species Known to Occur.</i>	<i>No. of Species of Probable Occurrence.</i>
XXII. Cryptophagidae .....	25	1
XXIII. Mycetophagidae .....	12	1
XXIV. Dermestidae .....	18	2
XXV. Histeridae .....	66	8
XXVI. Nitidulidae .....	19	10
XXVII. Latridiidae .....	11	17
XXVIII. Trogositidae .....	9	5
XXIX. Monotomidae .....	7	1
XXX. Derodontidae .....	1	0
XXXI. Byrrhidae .....	8	0
XXXII. Georyssidae .....	0	1
XXXIII. Parnidae .....	7	10
XXXIV. Heteroceridae .....	7	1
XXXV. Dascyllidae .....	15	10
XXXVI. Rhipiceridae .....	3	0
XXXVII. Elateridae .....	118	35
XXXVIII. Throscidae .....	5	2
XXXIX. Buprestidae .....	53	17
XL. Lampyridae .....	68	8
XLI. Malachiidae .....	17	2
XLII. Cleridae .....	28	10
XLIII. Ptinidae .....	35	25
XLIV. Bostrichidae .....	13	2
XLV. Cupesidae .....	1	0
XLVI. Lymexylonidae .....	2	1
XLVII. Cioidae .....	11	0
XLVIII. Sphindidae .....	1	2
XLIX. Lucanidae .....	8	0
L. Scarabaeidae .....	150	31
LI. Spondyliidae .....	2	0
LII. Cerambycidae .....	147	64
LIII. Chrysomelidae .....	265	17
LIV. Bruchidae .....	15	5
LV. Tenebrionidae .....	52	11
LVI. Cistelidae .....	23	10
LVII. Lagriidae .....	1	0
LVIII. Melandryidae .....	29	11
LIX. Pythidae .....	3	4
LX. Edemeridae .....	5	1
LXI. Mordellidae .....	45	21
LXII. Anthicidae .....	40	11
LXIII. Pyrochroidae .....	6	0
LXIV. Meloidae .....	22	9
LXV. Rhipiphoridae .....	5	1
Totals .....	2,535	777

## GLOSSARY OF TERMS USED IN TEXT.\*

- Abbreviated*.—Cut short; not of usual length.
- Abdomen*.—The third or hindmost division of the insect body; see page 18.
- Abdominal*.—Belonging or pertaining to the abdomen.
- Aberrant*.—Unusual; out of the ordinary course.
- Aborted*.—A structure developed so as to be unfit for its normal function.
- Abrupt*.—Suddenly or without gradation.
- Accessory*.—Added, or in addition to.
- Acicular*.—Needle-shaped; with a long, slender point.
- Aciculate*.—A surface that appears as if scratched with a needle.
- Acuminate*.—Tapering to a long point.
- Acute*.—Pointed.
- Adult*.—The stage when an insect is sexually mature and ready to reproduce normally.
- Encous*.—Shining bronze or brassy.
- Alleghanian faunal area*.—That part of the Transition life zone comprising the greater part of New England, New York, Pennsylvania, Michigan, Wisconsin, Minnesota, and the Alleghanies from Pennsylvania to Georgia; also a part of the northern thirds of Indiana and Illinois.
- Alutaccous*.—Covered with very minute cracks or wrinkles.
- Ambulatorial seta*.—Specialized hairs or bristles situated on the ventral segments of the abdomen of some beetles.
- Angulate*.—Forming an angle; when two margins meet in an angle.
- Annulate*.—Ringed or marked with colored bands.
- Ante*.—Before; used as a prefix.
- Antenna*; pl., *Antennae*.—Two jointed, sensory organs, borne, one on each side of the head, commonly termed horns or feelers; see page 11.
- Antennal grooves*.—Cavities in which the antennae are located or concealed.
- Apex*.—That part of any joint or segment opposite the base by which it is attached.
- Apical*.—At, near or pertaining to the apex.
- Appendiculate*.—Bearing appendages; said of tarsal claws that have processes at base.
- Appressed*.—Closely applied to.
- Apterous*.—Without wings.
- Aquatic*.—Living wholly in water.
- Arcuate*.—Curved like a bow.
- Attenuated*.—Drawn out; slender; tapering.
- Austroriparian faunal area*.—That part of the Lower Austral life zone covering the greater part of the South Atlantic and Gulf States. It extends over the southern third of Indiana, overlapping the Carolinian faunal area of the State.

\*The definitions of the terms here given, are, for the most part, taken from a little work entitled "Explanation of Terms Used in Entomology," by Prof. J. B. Smith, State Entomologist of New Jersey.

- Band*.—A transverse marking broader than a line.
- Bar*.—A short, straight band of equal width.
- Basal*.—At or pertaining to the base or point of attachment to or nearest the main body.
- Base*.—That part of any appendage which is nearest the body; on the thorax that portion nearest the abdomen; on the abdomen that portion nearest the thorax.
- Beak*.—Any notable prolongation of the front of the head.
- Bicolored*.—With two colors that contrast to some extent.
- Bidentate*.—Two-toothed.
- Bifid*.—Divided into two parts; split.
- Bipectinate*.—Antennae having comb-like processes on each side of each joint.
- Boreal*.—From or belonging to the north.
- Borer*.—Applied to an insect or larva that burrows or makes channels in woody or other vegetable tissue.
- Brassy*.—Yellow, with the lustre of metallic brass.
- Bristle*.—A stiff hair, usually short and blunt.
- Bronze*.—The color of old brass.
- Canaliculate*.—Channelled; longitudinally grooved.
- Capillary*.—Long and slender like a hair.
- Carina*; pl. *Carinae*.—An elevated ridge or keel, not necessarily high or acute.
- Carinate*.—A surface having carinae.
- Carnivorous*.—A feeder upon flesh food.
- Carolinian faunal area*.—That area of the Upper Austral life zone, including nearly all of Iowa, Missouri, Illinois, Indiana, Ohio, Maryland and Delaware; more than half of West Virginia, Kentucky, Tennessee and New Jersey and large areas in Alabama, Georgia, the Carolinas, Virginia, Pennsylvania, New York, Michigan and South Ontario.
- Cartilaginous*.—Of the consistency of cartilage or gristle.
- Chelate*.—Bearing a chela or claw; applied when claws are capable of being drawn down or back upon the last tarsal joint.
- Chitin*.—The material forming the hard parts of the insect body.
- Cicatrix*.—A scar; an elevated, rigid spot.
- Ciliate*.—Fringed; set with even, parallel hairs or soft bristles.
- Cinereous*.—Ash-colored; gray tinged with blackish.
- Claws*.—The claw or hook-like structure at the end of the foot or tarsus.
- Cleft*.—Split; partly divided, longitudinally.
- Clypeus*.—That portion of the head before or below the front, to which the labrum is attached; see page 9.
- Coadapted*.—Formed so as to work together to one end.
- Common*.—Of frequent occurrence; occurring on two adjacent parts; a band or fascia is common where it crosses both elytra.
- Concave*.—Hollowed out.
- Confused*.—A marking with indefinite outlines; a running together as of lines and spots without definite pattern.
- Conical*.—Cylindrical, with a flat base, tapering to a point.
- Connate*.—United at base, or along the whole length.

*Contiguous*.—So near together as to touch.

*Contracted*.—To draw or drawn together; to reduce, or reduced in size by contraction.

*Cordate*.—Heart-shaped.

*Cordiform*.—Cordate.

*Coriaceous*.—Leather-like; thick, tough and somewhat rigid.

*Cornuous*.—Resembling horn in texture.

*Costa*.—Any elevated ridge that is rounded at its crest.

*Coxa*; pl., *Coxae*.—The basal segment of the leg, by means of which it is articulated to the body.

*Coxal cavity*.—The opening or space in which the coxa articulates; see page 15.

*Crenate*.—Scalloped, with rounded teeth.

*Crenulate*.—With small scallops, evenly rounded and rather deeply curved.

*Crest*.—A prominent longitudinal carina on the upper surface of any part of the head or body.

*Cupreous*.—The metallic red of pure shining copper.

*Cylindrical*.—In the form of a cylinder or tube; round, elongate, of equal diameter throughout.

*Deflected*.—Bent downward.

*Deflexed*.—Abruptly bent downward.

*Dehiscent*.—Separating toward the tips.

*Dense*.—Thickly crowded together.

*Dentate*.—Toothed; with acute teeth, the sides of which are equal and the tip is above the middle of base.

*Denticle*.—A small tooth.

*Depressed*.—Flattened down vertically; opposed to compressed.

*Di*.—As a prefix = two.

*Dilated*.—Widened, expanded.

*Disk*.—The central upper surface of any part; all the area within a margin.

*Distant*.—Remote from; standing considerably apart.

*Diurnal*.—Such insects as are active or habitually fly by day only.

*Dicaricate*.—Spreading apart; tarsal claws when arising at opposite sides of the joint and separating widely.

*Divergent*.—Spreading out from a common base; tarsal claws when they spread out only a little.

*Dorsal*.—Of or belonging to the upper surface.

*Dusky*.—Somewhat darkened; pale fuscous.

*Elliptical*.—Oblong-oval, the ends equally rounded.

*Elongate*.—Drawn out; lengthened; much longer than wide.

*Elytra*.—See page 15.

*Elytron*.—Singular of elytra.

*Entire*.—With an even, unbroken margin.

*Epimeron*; pl., *Epimera*.—See page 14.

*Epiptera*; pl., *Epiptera*.—The deflexed or inflexed portions of the elytra immediately beneath the edge.

*Episternum*.—See page 14.

*Equal*.—Of the same length, size or shape.



- Erect*.—Standing upright; not necessarily perpendicular.
- Erescent*.—Disappearing; becoming gradually less.
- Evident*.—Easily seen or recognized.
- Expanded*.—Spread or flattened out.
- Explanate*.—Spread out and flattened; applied to a margin.
- Exserted*.—Protruded; projecting beyond the body.
- Exude*.—To ooze or flow slowly through minute openings.
- Facet*.—A small face or surface; one of the parts, areas or lens-like divisions of the compound eye.
- Family*.—A division of classification including a number of genera agreeing in one or a set of characters and so closely related that they are apparently descended from one stem; opinionative and indicated by the termination *ida*.
- Fascia*.—A transverse band or broad line; it is common when it crosses both wings or wing covers.
- Fauna*.—The assemblage of animals inhabiting a region or country.
- Femur*; pl., *Femora*.—The thigh; see page 17.
- Ferruginous*.—Rusty red-brown.
- Filament*.—A thread; a long, slender process of equal diameter throughout.
- Filiform*.—Thread-like; slender and of equal diameter.
- Flabellate*.—With long, flat processes folding like a fan.
- Flavo-testaceous*.—Light yellow-brown.
- Flying-hairs*.—Very long, slender surface hairs set in punctures.
- Fossorial*.—Formed for or with the habit of digging or burrowing.
- Forca*; pl., *Forca*.—A shallow depression with well marked sides; a pit.
- Fragile*.—Easily breakable; thin and brittle.
- Free*.—Unrestricted in movement; not firmly joined with or united to any other part.
- Front*.—The anterior portion of head; see page 8.
- Fulvous*.—Tawny; light brown with much yellow.
- Funicle*.—The joints between the scape and club in elbowed antennae.
- Fuscous*.—Dark brown, approaching black.
- Fusiform*.—Spindle-shaped; tapering gradually to each end.
- Gena*; pl., *Gena*.—The cheeks; includes that portion of the head on each side below the eyes, and extends to the gular suture.
- Geniculate*.—Elbowed; abruptly bent in an obtuse angle.
- Genus*.—An assemblage of species agreeing in some one character or series of characters; usually considered as arbitrary and opinionative.
- Glabrous*.—Smooth; free from all vestiture.
- Glaucus*.—Shining sea-green; whitish-blue inclining to gray lavender.
- Globose*.—Formed like a globe or sphere.
- Granulated*.—Covered with small grains.
- Granule*.—A little grain or grain-like elevation.
- Gregarious*.—Living in societies or communities; but not social.
- Griseus*.—Light gray; a mixture of white and black.
- Group*.—A division of classification used indefinitely for a series of allied species, genera or larger assemblages.
- Gular suture*.—The line of division between the gula or throat and the gena or cheeks.

- Habitat*.—The region or place which an insect inhabits.
- Head*.—See page 8.
- Hemi*.—As a prefix means half.
- Herbivorous*.—Feeding upon plant tissue; a leaf feeder.
- Hetero*.—As a prefix, unequal; different from.
- Heterogeneous*.—A mixture of different forms; abnormal.
- Heteromera*.—Coleoptera in which the front and middle tarsi are 5-jointed and the hind ones 4-jointed.
- Hibernata*.—To pass the winter in a dormant condition; usually applied to the imago.
- Hirsute*.—Clothed with long, strong hair; shaggy.
- Hispid*.—Bristly; sparsely set with short, stiff hair.
- Hoary*.—Covered with a fine, white, silvery pubescence; pruinose.
- Homogeneous*.—Of the same kind or nature; similar in texture or parts.
- Humeral*.—Relating to the shoulder or humerus.
- Humeral angle*.—In Coleoptera the outer front angle of elytra.
- Humeral carina*.—An elevated ridge or keel on the outer front angle of elytra.
- Humerus*; pl., *Humeri*.—The shoulder; the basal front angle of elytra.
- Imago*.—The adult or sexually developed insect.
- Incised*.—Notched or deeply cut into.
- Inferior*.—Beneath, below or behind; a term of position.
- Inflexed*.—Bent inward at an angle.
- Infra*.—Below or beneath; opposed to supra.
- Infuscated*.—Smoky gray-brown, with a blackish tinge.
- Insectivorous*.—Feeding upon or devouring insects.
- Insertion*.—The point or place where a part is inserted.
- Interocular*.—Between the eyes.
- Interrupted*.—Broken in continuity, but with the tips of the broken parts in a right line with each other.
- Interral*.—The plane surface between the elytral striae.
- Intricate*.—Irregular; confused; applied to markings and sculpture.
- Iridescent*.—A surface which reflects a play of changeable colors.
- Irregular*.—Unequal, curved, bent or otherwise twisted or modified; without order or symmetry.
- Key*.—A tabular or other arrangement of species, genera or other classification according to characters that serve to identify them.
- Knee*.—The point of junction of femur and tibia.
- Labial*.—Referring, pertaining or belonging to the labium.
- Labium*.—The lower lip.
- Labrum*.—The upper lip; covers the base of the mandibles and forms the roof of the mouth.
- Lamella*.—A thin plate or leaf-like process.
- Lamina*; pl., *Laminae*.—A chitinous plate or plates.
- Laminata*.—Formed of thin, flat layers or leaves.
- Lanceolate*.—Lance- or spear-shaped; oblong and tapering to the end.
- Larva*; pl., *Larvae*.—The second stage of insect development.
- Lateral*.—Relating, pertaining or attached to the side.
- Leathery*.—Having the appearance or texture of leather.

- Legula*.— See page 10.
- Line*.—A narrow streak or stripe.
- Linear*.— Straight; in the form of a right line.
- Lobe*.— Any prominent, rounded process or excrescence on a margin.
- Longitudinal*.— In the direction of the long axis.
- Lunate*.— A lunate mark or crescent.
- Luteous*.— Pale clay yellow.
- Maculate*.— Spotted or marked with figures of any shape, of a color differing from the ground.
- Mandibles*.— The lateral upper jaws of a biting insect.
- Margin*.— That portion of a surface within the edge, bounded on the inner side by the submargin and consisting of a more or less dilated imaginary line.
- Marginal*.— Of, belonging to or near the margin.
- Maxilla*; pl., *Maxilla*.— See page 9.
- Maxillary palpi*.— The first pair of palpi, borne on the maxilla.
- Membranous*.— Thin, skin-like, semi-transparent, like parchment.
- Mentum*.— See page 10.
- Meso*.— Middle.
- Mesosternal cavity*.— In Elateridae, the opening into which the prosternal spine is fitted.
- Mesosternal epimera*.— The narrow pieces separating the mesosternal from the metasternal episterna.
- Mesosternal episterna*.— On each side of the mesosternum between anterior border and epimera; generally separated by a distinct suture.
- Mesosternum*.— The under side or breast of the mesothorax.
- Mesothorax*.— The second or middle thoracic ring; bears the middle legs and the front wings.
- Meta*.— Posterior.
- Metallic*.— Having the appearance of metal; applied to a surface or color.
- Metathorax*.— The third thoracic ring or segment; bears the hind legs and second pair of wings.
- mm*.— Millimeter; .001 meter = .039 of an inch; roughly, 25 mm. are counted to an inch in measuring insects.
- Moniliform*.— Beaded like a necklace.
- Mucronate*.— Terminated in a sharp point.
- Muricate*.— Armed with sharp, rigid points.
- Naked*.— Not clothed; lacking vestiture.
- Neck*.— The slender connecting suture between head and thorax of such insects as have the head free.
- Nocturnal*.— Species that fly or are active at night.
- Normal*.— Of the usual form or type.
- Notched*.— Indented, cut or nicked; usually a margin.
- Obconic*.— Conic, with the apex pointing downward.
- Obcordate*.— Inversely heart-shaped.
- Oblique*.— Any direction between perpendicular and horizontal.
- Oblong*.— Longer than broad.
- Obovate*.— Inversely egg-shaped; the narrow end downward.

*Obscure*.—Not readily seen; not well defined.

*Obsolete*.—Nearly or entirely lost; inconspicuous.

*Obtuse*.—Not pointed; an angle greater than a right angle; opposed to acute.

*Occiput*.—That part of the head behind the vertex.

*Ocellus*.—A simple eye, consisting of a single convex or bead-like lens.

*Omnivorous*.—A general feeder upon animal or vegetable food, or both.

*Opaque*.—Without lustre; not transparent.

*Orbicular*.—Round and flat.

*Outer margin*.—The outer edge of wing, between apex and hind angle.

*Ovipositor*.—The tubular or valved structure by means of which the eggs are placed; usually concealed.

*Palpi*.—Plural of palpus.

*Palpus*.—A mouth feeler; tactile, usually jointed structures borne by the maxille (maxillary palpi) and labium (labial palpi).

*Pectinate*.—Comb-shaped; with even branches like the teeth of a comb.

*Pennultimate*.—Next to the last.

*Perfoliate*.—Divided into leaf-like plates; applied to antennæ with disk-like expansions connected by a stalk passing nearly through their centers.

*Perpendicular*.—Upright; at right angles to horizontal.

*Persistent*.—Remaining constantly; always present.

*Phosphorescent*.—Shining or glowing in the dark, like phosphorus.

*Piccous*.—Pitchy black.

*Pilose*.—Clothed with down, or dense pile; with long, sparse hair.

*Plane*.—Level, flat; applied to a surface.

*Plicate*.—Plaited; folded like a fan.

*Pluri*.—Used as a prefix, means many.

*Poly*.—Many, much.

*Pore*.—Any small, round opening on the surface.

*Posterior*.—Hinder or hindmost; opposed to anterior.

*Pre-apical*.—Before the apex.

*Predaceous*.—Applied to insects that live by preying upon other organisms.

*Prehension*.—Structures fitted for grasping or holding.

*Process*.—A prolongation of the surface, margin or an appendage.

*Produced*.—Drawn out; prolonged; extended from.

*Prolonged*.—Extended or lengthened beyond ordinary limits.

*Prominent*.—Raised or produced beyond the level or margin; standing out in relief by color or otherwise; conspicuous.

*Pronotum*.—The upper or dorsal surface of thorax.

*Propygidium*.—The dorsal segment or tergite in front of the pygidium, sometimes left exposed in Coleoptera.

*Prosternal*.—Belonging to the prosternum.

*Prosternal grooves*.—Occur laterally in some beetles to receive the antennæ.

*Prosternal lobe*.—In some Coleoptera an anterior prolongation of the prosternum which more or less conceals the mouth from below.

*Prosternal spine*.—The curved spine which extends backward into a mesosternal cavity.

*Prosternal suture*.—That suture of prothorax which separates the sternum from the pleural pieces.

*Prosternum*.—The fore-breast; the sclerite between the fore legs.

- Prothorax.*—The first thoracic ring or segment; bears the front legs but no wings; in this work referred to as "thorax" merely.
- Pruinose.*—Hoary; as if covered with a fine frost or dust.
- Pubescent.*—Downy; clothed with soft, short, fine, closely set hair.
- Punctate.*—Set with impressed points or punctures.
- Puncture.*—An impression like that made by a needle.
- Punctured.*—Marked with small impressed dots.
- Pupa;* pl. *Pupae.*—The intermediate stage between larva and adult.
- Pupate.*—To become a pupa; the act of becoming a pupa.
- Pygidium.*—The last dorsal segment of abdomen left exposed by the elytra.
- Quadrate.*—Square or nearly so.
- Quadrilateral.*—Four-sided; formed or bounded by four lines.
- Ramify.*—To branch out in every direction.
- Rapacious.*—Predatory; capturing and eating prey.
- Rare.*—Seldom seen or found.
- Rectangular.*—In the form of a right or rectangle.
- Reclined.*—Lying down; reclining.
- Recurved.*—Bowed backward.
- Reflected or reflexed.*—Angularly bent backward.
- Remote.*—Further removed than distant.
- Reniform.*—Kidney-shaped.
- Restricted.*—Confined to a limited area.
- Reticulate.*—Like net-work.
- Retracted.*—Drawn back; opposed to prominent.
- Retractile.*—Capable of being drawn in or retracted.
- Rhomboidal.*—Having the form of a rhomb, or quadrangular figure having its four sides equal and its opposite lines parallel, with two opposite angles acute and two obtuse.
- Rufous.*—Brick-red.
- Rugose.*—Wrinkled; with irregular waved elevated lines.
- Rugulose.*—Minutely wrinkled.
- Scabrose.*—Rough like a file, with small raised points.
- Scapæ.*—The long basal joint of an elbowed antenna in Coleoptera.
- Scrobæ.*—Grooves on the sides of the mandibles.
- Sculpture.*—The markings or pattern of impression or elevation on an elytra or other body surface.
- Sculptured.*—A surface, when marked with elevations or depressions or both, arranged in some definite manner.
- Scutellum.*—The triangular piece between the elytra at base.
- Securiform.*—Triangular-compressed; like the blade of a hatchet.
- Segment.*—A ring or division bounded by incisions or sutures.
- Semi.*—Half.
- Semicircular.*—Like the half of a circle.
- Semi-cylindrical.*—Like a groove or half a cylinder.
- Sequence.*—The order in which things follow.
- Series.*—A group of species, genera or families, arranged to show agreement in a common character which is not of sufficient importance to warrant the next higher division.

- Serrate.*—Saw-toothed, the teeth set toward one end.
- Serrulate.*—With numerous little saw teeth.
- Seta*; pl., *Setae*.—A pointed bristle or long, stiff hair; slender, hair-like appendages.
- Setaceous.*—Bristle-shaped; slender, gradually tapering to a tip.
- Setiform.*—In the form of a bristle or seta; when a slender, short bristle arises from a thicker basal joint.
- Setigerous.*—Bearing setae or bristles; e.g., punctures.
- Sharp.*—With a pointed tip or thin edge; opposed to blunt.
- Sinuate.*—Applied to lines and margins with an in and out curve.
- Sinuato-truncate.*—Truncated, with the margin sinuate.
- Smooth.*—A surface without elevations or indentations.
- Sparse.*—Scattered; single hairs, scales or punctures set well apart.
- Species.*—An aggregation of individuals alike in appearance and structure, mating freely and producing young that themselves mate freely and bear fertile offspring resembling each other and their parents; a species includes all its varieties and races.
- Specific character.*—A feature common to all individuals of a species, by means of which they may be distinguished from all other individuals of other species.
- Spherical.*—In the form of a sphere; a body in which all diameters are equal.
- Spindle-shaped.*—Cylindrical, elongate, thicker in the middle, tapering to each end; fusiform.
- Spiniform.*—In the form or shape of a spine.
- Spinose.*—Set with acute processes or spines.
- Spinules.*—Little spines.
- Spiracle.*—A breathing pore; in the plural the lateral openings on the segments of the insect body through which air enters the tracheae.
- Spur.*—A short, stiff, generally blunt process, usually not articulated at its base.
- Stage.*—Refers to the period of development; e.g., larval, pupal, etc.
- Sternum.*—The breast; the middle portion of the under surface of thorax between the coxal cavities.
- Stigmata.*—The spiracles.
- Stria*; pl., *Striae*.—A longitudinal depressed line or furrow, frequently punctured.
- Striate.*—Marked with parallel, fine, impressed lines.
- Stridulate.*—To make a creaking noise by rubbing together two ridged or roughened surfaces.
- Stripe.*—A longitudinal streak of color different from the ground.
- Sub-clavate.*—Somewhat thickened toward tip; but not quite club-shaped.
- Subequal.*—Similar but not quite equal in size, form or other characters.
- Subfamily.*—A division of classification containing a group of closely allied genera; different from other allied groups, yet not so as to make a family series, ending in *ina*.
- Submarginal.*—An imaginary portion of a surface outside of the disk and within the margin.
- Subparallel.*—Nearly parallel.
- Subulate.*—Awl-shaped; linear at base, attenuate at tip.

*Sulcate.*—Grooved; furrowed with broad, concave, parallel impressed lines.

*Sulcus.*—A furrow or groove.

*Supra.*—Over; above.

*Supra-orbital.*—Situated above the eye.

*suture.*—The line of junction of the clytra.

*Symmetrical.*—Evenly developed on both sides.

*Synonym.*—A name applied to a species or genus that has been previously described and named.

*Tarsal.*—Relating to the tarsi or feet.

*Tarsal lobes.*—Membranous appendages arising from the under side of the tarsal joints.

*Tarsus;* pl., *Tarsi.*—The foot; see page 17.

*Tentacle.*—A flexible sensory or tactile process; in some cases retractile.

*Terminal.*—Situated at the tip or extremity; opposed to basal.

*Terrestrial.*—Living on or in the land; opposed to aquatic.

*Testaceous.*—Dull yellow brown.

*Tetra.*—Four; a combining form.

*Thoracic.*—Belonging or attached to the thorax.

*Thorax.*—The second or intermediate region of the insect body, bearing the true legs and wings; made up of three rings, named in order, pro-, meso- and meta-thorax.

*Tibia;* pl., *Tibiae.*—See page 17.

*Tip.*—The extremity; the part furthest removed from the base.

*Tomentose.*—Covered with fine hair, so matted together that particular hairs cannot be separated.

*Tooth.*—An acute angulation; a short, pointed process from an appendage or margin.

*Transition zone.*—The transcontinental belt in which the austral and boreal elements overlap.

*Translucent.*—Semi-transparent; admitting the passage of light but not of vision.

*Transparent.*—So clear as not to obstruct vision.

*Transverse.*—When the longest diameter is across the body.

*Trapezoidal.*—A four-sided plane of which two sides are parallel and two are not.

*Tribu.*—A term of classification less than a subfamily; usually ending in *ini*.

*Tricarinate.*—With three keels or carinae.

*Trifid.*—Cleft into three parts or ends.

*Trochanter.*—A segment, sometimes divided, between the coxa and femur, sometimes fused with the femur.

*Trochantin.*—The basal part of the trochanter when it is two-jointed; in Coleoptera, a piece often present on the outer side of and sometimes movable on the coxa.

*Truncate.*—Cut off squarely at tip.

*Tubercle.*—A little solid pimple or small chitinous button.

*Tuberculate.*—Formed like a tubercle; a surface covered with tubercles.

*Type.*—A unique or single specimen selected from a series and labelled by the describer to represent his name and description.

*Typical.*—The normal or usual form of a species; agreeing with the type form.

*Umbilicate*.—Navel-shaped, or resembling a navel.

*Umbone*.—An embossed, elevated knob situated on the humeral angle of elytra.

*Unarmed*.—Without spurs, spines or armature of any kind.

*Undulate*.—Obtusely waved in segments of circles.

*Unequal*.—Unlike in size, form, development or other characters.

*Unicolorous*.—Of one color throughout.

*Unique*.—One only; unlike any other.

*Variety*.—Any departure from the normal type of a species which, while retaining the specific characters, is yet recognizably different because of the climatic, seasonal or other influences; may occur with the type form or as a geographical race.

*Ventral*.—Pertaining to the under surface of abdomen.

*Vermicular*.—Worm-like, tortuous; resembling the tracks of a worm.

*Verrucose*.—Having little hard lumps or wart-like elevations.

*Vertex*.—The top of the head between the eyes, front and occiput.

*Vestiture*.—The surface clothing, whether of a hairy or scaly character.

*Violaceous*.—Violet colored; a mixture of blue and red.

*Vitta*.—A longitudinal colored line.

*Vittate*.—Striped.

*Whorl*.—A ring of long hairs or other appendages arranged around a center like the spokes around the hub of a wheel.

*Yellow*.—Used without modification is sulphur or lemon yellow.



## INDEX TO FAMILIES AND GENERA.\*

- Abstrulia, 1288.  
 Acanthocinus, 1079.  
 Acanthoderes, 1079.  
 Aecholerope, 304.  
 Aethryon, 1021.  
 Acidota, 477.  
 Aelius, 233.  
 Aemacodera, 793.  
 Aemacops, 1049.  
 Aerifus, 626.  
 Actenodes, 792.  
 Actium, 332.  
 Actobius, 391.  
 Actopalpus, 190.  
 Aeylonus, 199.  
 Aeylophorus, 368.  
 Adalia, 515.  
 Adelocera, 713.  
 Adelothyreus, 707.  
 Aderocharis, 430.  
 Adoxus, 1135.  
 Adranes, 396.  
 Aegialia, 921.  
 Aelates, 627.  
 Agabates, 224.  
 Agabus, 224.  
 Agathengis, 579.  
 Agathidium, 289.  
 Agelasa, 1164.  
 Aglyptus, 290.  
 Agonoderus, 175.  
 Agrilus, 796.  
 Agriotes, 739.  
 Alaus, 717.  
 Aleochara, 363.  
 Alindria, 663.  
 Alleeula, 1272.  
 Allopoda, 1300.  
 Allothina, 996.  
 Alphitobius, 1256.  
 Alymeris, 846.  
 Amara, 102.  
 Amarochara, 361.  
 Amblyderus, 1343.  
 Amphicerus, 889.  
 Amphicrosus, 646.  
 Amphionycha, 1095.  
 Anabus, 1258.  
 Anamorphus, 535.  
 Anaspis, 1310.  
 Anatis, 516.  
 Anatrichis, 171.  
 Anelastus, 726.  
 Anelylarthron, 122.  
 Anelytarsus, 689.  
 Ancyronyx, 682.  
 Androchirus, 1283.  
 Anillus, 79.  
 Anisodactylus, 193.  
 Anisosticta, 519.  
 Anisotoma, 285.  
 Anisoxya, 1299.  
 Anobium, 871.  
 Anomala, 981.  
 Anomura, 1113.  
 Anomoglossus, 169.  
 Anophthalmus, 88.  
 Anthaxia, 786.  
 Anthrophagus, 574.  
 Anthredon, 1326.  
 Anthicus, 1310.  
 Anthobium, 181.  
 Anthocomus, 812.  
 Anthrenus, 595.  
 Apenes, 151.  
 Aphodius, 927.  
 Aphonus, 992.  
 Aphorista, 538.  
 Aphthoua, 1195.  
 Apocellus, 472.  
 Apristus, 149.  
 Ardistomis, 62.  
 Archopalus, 1035.  
 Arpedium, 177.  
 Arrhenopita, 1261.  
 Arthrolops, 505.  
 Arthromacra, 1281.  
 Asaphes, 769.  
 Asclera, 1307.  
 Asennum, 1011.  
 Aspidoglossa, 61.  
 Atanius, 924.  
 Atheta, 352.  
 Athous, 759.  
 Atimia, 1041.  
 Atomaria, 579.  
 Atranus, 137.  
 Attagenus, 592.  
 Attalus, 843.  
 Autonium, 531.  
 Axinopalpus, 151.  
 Axion, 518.  
 Babia, 1114.  
 Bacanius, 625.  
 Baetridium, 669.  
 Badister, 117.  
 Baecera, 492.  
 Bassareus, 1117.  
 Batrisodes, 322.  
 Batyle, 1031.  
 Bellamira, 1051.  
 Belonichus, 379.  
 Bembidium, 67.  
 Berosus, 258.  
 Bibloplectus, 332.  
 Bidessus, 212.  
 Bladus, 761.  
 Blanchardina, 826.  
 Blapstinus, 1252.  
 Blechrus, 150.  
 Blodius, 163.  
 Blepharida, 1207.  
 Blethusa, 50.  
 Bolbocerat, 936.  
 Bolbocerosoma, 937.  
 Boletobius, 152.  
 Boletophagus, 1267.  
 Boletotherus, 1267.  
 Bolitochara, 311.  
 Boros, 1303.  
 Bostrichoid, 886.  
 Bostrichus, 888.  
 Bothrideres, 556.  
 Brachycautha, 529.  
 Brachygluta, 318.  
 Brachylobus, 170.  
 Brachynus, 157.  
 Brachypterus, 630.  
 Brachys, 806.  
 Bradycellus, 191.  
 Brontes, 568.  
 Bruchid, 1233.  
 Bruchus, 1235.  
 Bryaxis, 318.  
 Bryoporus, 156.  
 Bryopresura, 776.  
 Buprestis, 783.  
 Buxard, 671.  
 Byrrhus, 673.  
 Bythinus, 317.  
 Byturus, 589.  
 Cacoplia, 1066.  
 Canocara, 883.  
 Canoselis, 578.  
 Canocorse, 1256.  
 Calathus, 129.  
 Calixys, 666.  
 Callida, 151.  
 Callidium, 1018.  
 Calligrapha, 1151.  
 Callimoxys, 1029.  
 Calloides, 1035.  
 Calochromus, 815.  
 Calodera, 361.  
 Calopteron, 810.  
 Calosoma, 46.  
 Campylus, 759.  
 Canifa, 1300.  
 Cantharis, 1358.  
 Canthon, 912.  
 Canthyrus, 298.  
 Capnochora, 1282.  
 Carabid, 36.  
 Carabus, 44.  
 Cardiophorus, 720.  
 Carabara, 1297.  
 Carpophilus, 631.  
 Cartodere, 655.  
 Casnonia, 138.  
 Cassida, 1229.  
 Cathartus, 563.  
 Catorama, 561.  
 Catantia, 879.  
 Cadius, 312.  
 Celates, 811.  
 Celina, 211.  
 Centrodora, 1018.  
 Cephyllus, 309.  
 Cephaloscymsus, 531.  
 Cephennium, 302.  
 Ceratix, 909.  
 CERAMBYCID, 1097.  
 Ceratographis, 1079.  
 Cerens, 630.  
 Ceryon, 265.  
 Cerodoma, 1163.  
 Ceruchus, 997.  
 Cerylon, 557.  
 Chelarthria, 259.  
 Chelocnema, 1208.  
 Chaleolepidius, 717.  
 Chalcolephora, 779.  
 Chalopus, 1226.  
 Charissa, 559.  
 Charistena, 1228.

\* Family names are in small capitals, generic names in Roman.

- Chauflognathus, 827.  
 Chelymiorpha, 1233.  
 Chennium, 309.  
 Chilocornis, 518.  
 Chion, 1022.  
 Chitalia, 346.  
 Chlamius, 163.  
 Chlamys, 1115.  
 Cheridium, 915.  
 Choleva, 278.  
 Chrysobothris, 788.  
 Chrysochus, 1141.  
 Chrysodina, 1149.  
 Chrysonela, 1158.  
 CHRYSOMELIDÆ, 1095.  
 Cicindela, 29.  
 CICINDELIDÆ, 27.  
 Cinyra, 785.  
 Cionide, 895.  
 Cis, 897.  
 Cistela, 1276.  
 CISTELIDÆ, 1270.  
 Clambus, 291.  
 CLERIDÆ, 846.  
 Clividium, 559.  
 Clivina, 59.  
 Clootus, 940.  
 Clytanthus, 1039.  
 Clytus, 1040.  
 Cnemidotus, 203.  
 Coecilula, 533.  
 Coccinella, 513.  
 COCCINELLIDÆ, 506.  
 Colambus, 214.  
 Colostethus, 872.  
 Colaspis, 1147.  
 Colastus, 633.  
 Colenis, 286.  
 Collops, 841.  
 Colon, 282.  
 COLYDIDÆ, 549.  
 Colydium, 554.  
 Colymbetes, 229.  
 Coninonus, 654.  
 Connophron, 296.  
 Conosoma, 449.  
 Conotelus, 635.  
 Copelatus, 223.  
 Copidita, 1306.  
 Copris, 915.  
 Coptocycia, 1231.  
 Coptodera, 149.  
 Coptotomus, 223.  
 Corphyra, 1329.  
 Corticaria, 656.  
 Coryloimide, 501.  
 Corylophodes, 503.  
 Corymbites, 763.  
 Coscinoptera, 1113.  
 Cotalpa, 986.  
 Cotinis, 996.  
 Coxelus, 553.  
 Crataeanthus, 175.  
 Cregya, 859.  
 Cremastochilus, 998.  
 Creniphilus, 264.  
 Creophilus, 374.  
 Criododera, 1212.  
 Criccephalus, 1014.  
 Criceris, 1142.  
 Crosimus, 574.  
 Cryptaveha, 618.  
 Cryptobium, 417.  
 Cryptocephalus, 1120.  
 Cryptohypnus, 722.  
 CRYPTOPHAGIDÆ, 569.  
 Cryptophagus, 575.  
 Cryptophilus, 572.  
 Cryptoplenum, 279.  
 Cryptorhopalum, 591.  
 CUCULIDÆ, 560.  
 Cucujus, 565.  
 Cupes, 893.  
 CUPESIDÆ, 892.  
 Cybister, 235.  
 Cybocephalus, 617.  
 Cydramus, 647.  
 Cycrus, 11.  
 Cyclocephala, 989.  
 Cyllene, 1033.  
 Cymatodera, 849.  
 Cymbiodyta, 261.  
 Cymindis, 153.  
 Cyparium, 491.  
 Cyphon, 695.  
 Cyrtinus, 1062.  
 Cyrtophorus, 1010.  
 Cyrtusa, 288.  
 Cytillus, 673.  
 Dacne, 544.  
 DASCYLLIDÆ, 688.  
 Dearthrus, 592.  
 Dearthron, 316.  
 Dectes, 1075.  
 Deltus, 302.  
 Delphastus, 519.  
 Deltometopus, 704.  
 Dendroides, 1349.  
 Dendrophagus, 566.  
 Dendrophilus, 615.  
 Dermestes, 590.  
 DERMESTIDÆ, 587.  
 DERODONTIDÆ, 670.  
 Derodontus, 670.  
 Deronectes, 216.  
 Desmocerus, 1014.  
 Desmopachria, 212.  
 Diabrotica, 1171.  
 Diachus, 1133.  
 Dianous, 401.  
 Diaperis, 1260.  
 Dibolia, 1221.  
 Diealus, 114.  
 Diereca, 780.  
 Dichelonycha, 951.  
 Dieranopselaphus, 693.  
 Dierepidius, 729.  
 Dilandius, 1337.  
 Dinentes, 240.  
 Dinoderus, 890.  
 Dinopsis, 337.  
 Diochus, 400.  
 Diodes, 1256.  
 Diphaulaea, 1204.  
 Diplochila, 113.  
 Diploceclus, 571.  
 Diplotaxis, 954.  
 Discoderus, 178.  
 Disonycha, 1186.  
 Distenia, 1043.  
 Ditemnus, 837.  
 Ditoma, 552.  
 Doliema, 1251.  
 Dolopius, 742.  
 Donacia, 1099.  
 Doreaschema, 1065.  
 Doreatoma, 882.  
 Doreus, 906.  
 Drapetes, 774.  
 Drasterius, 735.  
 Promaeolus, 705.  
 Dromius, 149.  
 Dryobius, 1021.  
 Dryops, 678.  
 Dynastes, 993.  
 Dyschirius, 56.  
 Dyscinetus, 990.  
 Dysphaga, 1095.  
 DYTISCIDÆ, 201.  
 Dytiscus, 230.  
 Eburia, 1022.  
 Ectopria, 692.  
 Ecyrus, 1081.  
 Edaphus, 458.  
 Elaphidion, 1023.  
 Elaphrus, 48.  
 Elater, 730.  
 ELATERIDÆ, 699.  
 Elenus, 483.  
 Elliptoma, 859.  
 Ellychnia, 818.  
 Elmis, 679.  
 Elonus, 1344.  
 Emelinus, 1345.  
 Emmesa, 1296.  
 Enchodes, 1297.  
 Enechlops, 1045.  
 Endecatomus, 887.  
 ENDOMYCHIDÆ, 533.  
 Endomychus, 537.  
 Enicmus, 654.  
 Emecarthron, 900.  
 Enoclerus, 852.  
 Entomophthalmus, 709.  
 Ephelis, 481.  
 Ephistemus, 581.  
 Epicauta, 1359.  
 Epicurus, 614.  
 Epilaelma, 532.  
 Epitrix, 1216.  
 Epurra, 636.  
 Erchomus, 449.  
 Ereboidus, 868.  
 Eros, 812.  
 Erytylathris, 556.  
 ERYTYLIDÆ, 539.  
 Esthesopus, 722.  
 Eusthetus, 458.  
 Eucicones, 552.  
 Eucinetus, 691.  
 Eucnemis, 704.  
 Eucnemos, 293.  
 Eucrada, 867.  
 Euderees, 1040.  
 Eudesma, 553.  
 Eumicrus, 303.  
 Eupactus, 878.  
 Euphoria, 997.  
 Euphoricus, 137.  
 Euplectus, 331.  
 Eupogonius, 1082.  
 Eupristocerus, 796.  
 Eupsenius, 322.  
 Eupros, 669.  
 Eurygenius, 1328.  
 Eurygogon, 689.  
 Euryphindus, 902.  
 Eustillus, 590.  
 Eustrophus, 1292.  
 Euptheia, 303.  
 Euthiodes, 303.  
 Eutychia, 1258.  
 Eutylistus, 883.  
 Evarthrus, 99.  
 Exema, 1116.  
 Exochomus, 518.  
 Falagria, 316.  
 Fidia, 1142.  
 Fornax, 705.  
 Fustiger, 307.  
 Galerita, 149.  
 Galerna, 1164.  
 Galernella, 1166.  
 Gastroidea, 1159.  
 Gaurotes, 1050.  
 Geodromicus, 475.  
 Geophilus, 174.  
 GEORYSIDÆ, 675.  
 Georyssus, 675.

- Geotrupes, 938.  
 Gibbium, 861.  
 Gliptodes, 127.  
 Glyphonyx, 712.  
 Glyptina, 1194.  
 Glyptina, 1194.  
 Glyptina, 181.  
 Glyptoscotis, 1136.  
 Gnathocerus, 1256.  
 Gnorius, 1092.  
 Gnypta, 318.  
 Goes, 1066.  
 Graecilia, 1022.  
 Graphisurus, 1078.  
 Graphoderes, 234.  
 Graphops, 1143.  
 Grubrius, 1121.  
 Gronovius, 593.  
 Grynoccharis, 666.  
 Gynandropus, 179.  
 Gyretes, 242.  
 GYRINIDÆ, 236.  
 Gyrimus, 238.  
 Gyronycha, 339.  
 Gyrophaena, 340.  
  
 Habrocerus, 157.  
 Hadrobregmus, 871.  
 Hamonia, 1107.  
 HALICIDÆ, 200.  
 Haliphys, 201.  
 Haliphys, 201.  
 Hallomenus, 1293.  
 Haltica, 1199.  
 Hamotus, 313.  
 Haplendrus, 1248.  
 Harpalus, 179.  
 Heliuomphala, 155.  
 Helochares, 261.  
 Helocombus, 262.  
 Helodes, 693.  
 Helophorus, 250.  
 Helops, 1268.  
 Hemantus, 1339.  
 Hemirhipus, 718.  
 Hemophilus, 577.  
 Hesperobregmus, 669.  
 Hesperobium, 419.  
 Heterius, 611.  
 Heteraelthes, 1026.  
 HETEROGERMIDÆ, 682.  
 Heterocerus, 682.  
 Heterothops, 368.  
 Heteromis, 1066.  
 Hippodamia, 511.  
 Hippopsis, 1083.  
 Hister, 692.  
 HISTERIDÆ, 598.  
 Hololepta, 600.  
 Holoparamerus, 652.  
 Holotrochus, 471.  
 Holostrophus, 1293.  
 Homalium, 179.  
 Homalota, 312.  
 Hopatrinus, 1251.  
 Hoplandria, 359.  
 Hoplia, 919.  
 Hoplosia, 1080.  
 Horistonotus, 721.  
 Hornia, 1357.  
 Hydatius, 232.  
 Hydriobius, 285.  
 Hydrocera, 855.  
 Hydrana, 254.  
 Hydrobius, 262.  
 Hydrocanthus, 208.  
 Hydrocharis, 257.  
 Hydrochus, 251.  
 HYDROPHILIDÆ, 247.  
 Hydrophilus, 254.  
 Hydroporus, 216.  
 Hydrovatus, 211.  
 Hylecoetus, 891.  
  
 Hylocharis, 709.  
 Hylotrupes, 1019.  
 Hymenorus, 1273.  
 Hyperaspis, 521.  
 Hyperplatys, 1077.  
 Hypnoidus, 723.  
 Hypocidus, 711.  
 Hypolampus, 1296.  
 Hypophilus, 1265.  
  
 Hybiosoma, 221.  
 Hybins, 222.  
 Incolia, 1289.  
 Iphthimus, 1247.  
 Ips, 618.  
 Ischalia, 1347.  
 Ischiodontus, 729.  
 Ischyus, 515.  
 Isonira, 1277.  
 Isoplastus, 289.  
  
 Labidomera, 1152.  
 Laecobius, 259.  
 Laecometus, 1302.  
 Laecophilus, 209.  
 Laenocrepis, 179.  
 Laelmosterna, 358.  
 Laeon, 746.  
 Lactica, 1291.  
 Laemophilus, 566.  
 LACINIDÆ, 1281.  
 Lamprohiza, 823.  
 LAMPYRIDÆ, 807.  
 Languria, 541.  
 Lappus, 1339.  
 Lascomotus, 553.  
 Lasioderma, 875.  
 Lathrobium, 121.  
 LATHRIDIDÆ, 651.  
 Lathridius, 653.  
 Lebia, 143.  
 Lema, 1119.  
 Leptacinus, 398.  
 LEPTINIDÆ, 274.  
 Leptinotarsa, 1152.  
 Leptinus, 272.  
 Leptogenis, 136.  
 Leptolimus, 398.  
 Leptoschema, 761.  
 Leptostylus, 1071.  
 Leptotrachelus, 138.  
 Leptura, 1053.  
 Lepturges, 1075.  
 Leptusa, 312.  
 Lesteva, 176.  
 Ligyus, 991.  
 Linnichus, 671.  
 Linnonius, 755.  
 Linnulodes, 187.  
 Lina, 1160.  
 Liodes, 286.  
 Liopus, 1073.  
 Lispinus, 183.  
 Listrophilus, 371.  
 Litargus, 585.  
 Litochus, 501.  
 Loberus, 573.  
 Longitarsum, 1191.  
 Lophorus, 811.  
 Loxandrus, 119.  
 LUCANIDÆ, 903.  
 Lucanus, 905.  
 Lucidota, 847.  
 Ludius, 736.  
 Luperalfica, 1203.  
 Luperodes, 1176.  
 Lutrochus, 678.  
 Lycoperdina, 538.  
 Lycus, 891.  
 LYMEYERIDÆ, 891.  
 Lynceylon, 895.  
  
 Macrotaria, 1332.  
 Macrobasis, 1358.  
 Macrobrachius, 953.  
 Macrobrachius, 682.  
 Macrogon, 689.  
 MACYRIDIDÆ, 839.  
 Mallophaga, 1291.  
 Malporus, 1338.  
 Maltheinus, 838.  
 Maltheodes, 838.  
 Mantura, 1219.  
 Mastogenius, 795.  
 Matius, 223.  
 Meenus, 1099.  
 Mecynotarsus, 1336.  
 Megalobane, 544.  
 Megalops, 162.  
 Megapenthes, 736.  
 Megarthrus, 182.  
 Megastiliens, 136.  
 Megilla, 510.  
 Megoroma, 876.  
 Melanactes, 779.  
 Melandrya, 8296.  
 MELANIDRIDÆ, 1286.  
 Melanophila, 785.  
 Melanophilhalma, 658.  
 Melanotus, 744.  
 Melasis, 793.  
 Melba, 333.  
 Melligethes, 641.  
 Meloe, 1352.  
 MELONIDÆ, 1359.  
 Meracantha, 1269.  
 Merinus, 1247.  
 Merium, 1019.  
 Meronera, 349.  
 Metabellus, 151.  
 Metachroma, 1111.  
 Mezium, 861.  
 Microbregma, 872.  
 Microcera, 693.  
 Microcylus, 1049.  
 Micromalthus, 891.  
 Micropeplus, 185.  
 Microphala, 1221.  
 Microphagus, 797.  
 Microscapha, 1295.  
 Microtronus, 1306.  
 Molamba, 591.  
 Molochus, 1028.  
 Monachus, 1132.  
 Monocesta, 1161.  
 Monocrepidius, 727.  
 Monogrammus, 1063.  
 Monophylla, 819.  
 Monotoma, 667.  
 Moxocrowdia, 666.  
 Monoxia, 1171.  
 Mordella, 1311.  
 Mordellidæ, 1308.  
 Mordellistena, 1315.  
 Morio, 66.  
 Murrinidius, 558.  
 Myas, 89.  
 Mycetina, 538.  
 Mycetochares, 1279.  
 MYCETOPORIDÆ, 582.  
 Mycetophagus, 583.  
 Mycetoporus, 155.  
 Mychocerus, 558.  
 Mycetrenus, 546.  
 Mycterus, 1302.  
 Myhana, 338.  
 Mychrous, 1136.  
 Myodites, 1367.  
 Mystaxus, 1297.  
  
 Nacopes, 1306.  
 Nanosella, 187.  
 Nartocius, 566.

- Nausibius, 564.  
 Nebria, 52.  
 Necrobia, 861.  
 Necrophilus, 277.  
 Necrophorus, 275.  
 Nectydalis, 1011.  
 Nelandrus, 302.  
 Nematodes, 749.  
 Nemognatha, 1354.  
 Nemosoma, 662.  
 Nemotarsus, 143.  
 Neoclytus, 1037.  
 Neomyia, 516.  
 Nephanus, 489.  
 Nicrophorus, 908.  
 Nisaxis, 317.  
 Nitidula, 610.  
 NITIDULIDÆ, 628.  
 Nodonota, 1147.  
 Nomareteus, 41.  
 Nomius, 66.  
 Nosodendron, 672.  
 Nossidium, 486.  
 Nothodes, 762.  
 Nothopis, 171.  
 Nothus, 1302.  
 Notiophilus, 51.  
 Notoxus, 1334.  
 Nyctobates, 1216.  
 Oberca, 1091.  
 Obrium, 1027.  
 Ochodax, 935.  
 Ochrolitus, 501.  
 Ochthebius, 253.  
 Octotenus, 901.  
 Octotoma, 1225.  
 Ocytus, 378.  
 Odonticus, 938.  
 Odontonyx, 689.  
 Odontosphindus, 902.  
 OEDMERIDÆ, 1304.  
 Oedonichus, 1189.  
 Oedostethus, 726.  
 Olibrus, 499.  
 Oligomeris, 869.  
 Oligota, 339.  
 Olisthaerus, 458.  
 Olisthopus, 136.  
 Olophrum, 478.  
 Omethes, 825.  
 Omophron, 39.  
 Omosita, 643.  
 Oncideres, 1083.  
 Onthophagus, 917.  
 Oodes, 171.  
 Opressus, 302.  
 Orchesia, 1294.  
 Orphilus, 598.  
 Orsodana, 1108.  
 Orthaltica, 1215.  
 Orthocis, 899.  
 Orthoperus, 505.  
 Orthopleura, 861.  
 Orthosoma, 1010.  
 Orthostethus, 737.  
 Osmoderma, 1001.  
 Osorius, 173.  
 Oxacis, 1307.  
 Oxygonus, 768.  
 Oxypoda, 361.  
 Oxyporus, 159.  
 Oxytelus, 467.  
 Pachybrachus, 1125.  
 Pachyonychus, 1207.  
 Pachyseelus, 807.  
 Pachyta, 1049.  
 Paderus, 437.  
 Palaminus, 441.  
 Pallodes, 616.  
 Panagæus, 65.  
 Paramedon, 431.  
 Parandra, 1007.  
 Paratenetus, 1259.  
 Paratriarius, 1173.  
 Paria, 1138.  
 PARXIDÆ, 675.  
 Paromalus, 615.  
 Pasimachus, 51.  
 Passalus, 908.  
 Patrobus, 87.  
 Pediacus, 566.  
 Pelecotoma, 1365.  
 Pelidnota, 986.  
 Pelonomus, 678.  
 Peltis, 666.  
 Pentagonica, 154.  
 Pentaphyllus, 1265.  
 Pentaria, 1309.  
 Penthe, 1290.  
 Penthelispa, 555.  
 Perigona, 136.  
 Perithops, 773.  
 Petalium, 877.  
 PHALACRIDÆ, 497.  
 Phalacrus, 498.  
 Phanaeus, 917.  
 Phengodes, 824.  
 Phenolia, 642.  
 Philourus, 994.  
 Philhydrus, 259.  
 Philonthus, 379.  
 Philoterms, 313.  
 Philothermus, 557.  
 Phlegon, 712.  
 Phlopora, 360.  
 Phloeotrya, 1298.  
 Phconotum, 270.  
 Phomalus, 1346.  
 Photinus, 821.  
 Photuris, 823.  
 Phylethus, 1265.  
 Phyllocetrus, 1177.  
 Phyllobanus, 858.  
 Phyllobrotica, 1171.  
 Phyllodecta, 1161.  
 Phyllotrera, 1196.  
 Phymaphora, 536.  
 Phymatodes, 1017.  
 Physocnemum, 1017.  
 Physonota, 1229.  
 Phytos, 1027.  
 Pilopius, 311.  
 Pinacodera, 152.  
 Pinodytes, 277.  
 Pisenus, 1289.  
 Pityobius, 759.  
 Placusa, 341.  
 Plagiodera, 1159.  
 Plagionotus, 1034.  
 Platandria, 350.  
 Plateros, 814.  
 Platycerus, 907.  
 Platydema, 1262.  
 Platynus, 121.  
 Platystethus, 467.  
 Plectrodera, 1068.  
 Plegaderus, 621.  
 Pleurophorus, 922.  
 Plochionus, 152.  
 Pleosoma, 544.  
 Pocadius, 643.  
 Podabrus, 828.  
 Porellonota, 783.  
 Pegonocherus, 1080.  
 Polemus, 836.  
 Polyclasis, 817.  
 Polymochus, 987.  
 Pomphoea, 1361.  
 Prasocuris, 1150.  
 Praterus, 1260.  
 Priocera, 851.  
 Prionochaeta, 280.  
 Prionocyphon, 693.  
 Prionus, 1011.  
 Prometopa, 642.  
 Protheca, 882.  
 Protinus, 483.  
 Psammodes, 922.  
 PSELAPHIDÆ, 305.  
 Pselaphus, 314.  
 Psenocerus, 1062.  
 Psephenus, 677.  
 Pseudobaeus, 842.  
 Pseudomedon, 432.  
 Pseudopsis, 458.  
 Psilopyga, 645.  
 Psylliodes, 1222.  
 Psyllobora, 517.  
 Ptenidium, 486.  
 Pterostichus, 99.  
 Pteryngium, 577.  
 Pteryx, 488.  
 Prilius, 885.  
 Ptilium, 486.  
 Philodactyla, 690.  
 Pinella, 490.  
 Pinellodes, 488.  
 PINIDÆ, 862.  
 Pinus, 865.  
 Promophagus, 281.  
 Prosima, 794.  
 Purpuricenus, 1030.  
 Pycnomerus, 556.  
 Pycnophus, 296.  
 Pyraetomena, 820.  
 Pyrochroa, 1348.  
 PYROCHROIDÆ, 1346.  
 Pyropyga, 819.  
 Pyrota, 1363.  
 Pyticera, 860.  
 PYTHIDÆ, 1302.  
 Pytho, 1304.  
 Quedius, 369.  
 Rafonius, 329.  
 Ramecia, 330.  
 Reichenbachia, 319.  
 Retocomus, 1328.  
 Rhabdopterus, 1117.  
 Rhagium, 1048.  
 Rhanis, 536.  
 Rhantus, 228.  
 Rhexidius, 330.  
 Rhexius, 329.  
 Rhinosimus, 1304.  
 RHIPICRIDÆ, 696.  
 Rhipidandrus, 901.  
 Rhipidius, 1365.  
 RHIPICRIDIDÆ, 1364.  
 Rhipiphorus, 1365.  
 Rhizophagus, 650.  
 Rhopalophora, 1029.  
 Rhopalopus, 1017.  
 Rhymbus, 535.  
 Rhyssodes, 559.  
 RHYSSODIDÆ, 558.  
 Romaleum, 1023.  
 Rybaxis, 317.  
 Sacinus, 504.  
 Salpingus, 1304.  
 Sandalus, 698.  
 Saperda, 1084.  
 Sapintus, 1342.  
 Saprinus, 617.  
 Sarpedon, 710.  
 Saxinus, 1114.  
 Scaphidema, 1265.  
 SCAPHIDIDÆ, 490.

- Zaphidium*, 491  
*Zaphioniscus*, 497  
*Zaphisoma*, 495.  
*ZEPHYRIDÆ*, 999.  
*Zerites*, 55.  
*Zehizogenus*, 61.  
*Zehizophilus*, 712.  
*Zehizotus*, 1349.  
*Zelocharella*, 431.  
*Zelocharis*, 430.  
*Zerites*, 694.  
*Zepaus*, 433.  
*Zetobates*, 1248.  
*Zeraphia*, 1299.  
*Zemopterus*, 228.  
*ZEPYRIDÆ*, 291.  
*Zeydmanus*, 591.  
*Zeymus*, 525.  
*Zelenophorus*, 186.  
*Zerica*, 956.  
*Zericoderus*, 504.  
*Zericus*, 762.  
*Ziagonium*, 183.  
*Zilis*, 831.  
*Zilpha*, 275.  
*ZIPHIDÆ*, 272.  
*Zivannus*, 561.  
*Zinoxylon*, 888.  
*Zitodopa*, 870.  
*Zmicrus*, 489.  
*Zmilia*, 524.  
*Zmodium*, 1015.  
*Zoronia*, 613.  
*Zpermophagus*, 1235.  
*Zphaeridium*, 265.  
*Zphaeroderma*, 1205.  
*Zphenostethus*, 1012.  
*ZPHINDIDÆ*, 991.  
*Zphindus*, 992.  
*Zpilorus*, 1297.  
*ZPOXYLIDÆ*, 1096.  
*ZPACHYLIDÆ*, 334.  
*Zraphylinus*, 375.  
*Zratira*, 1285.  
*Zrelidotta*, 644.  
*Zrenelmis*, 680.  
*Zrenispa*, 1228.  
*Zrenolophus*, 187.  
*Zrenosphenus*, 1031.  
*Zrenotarsus*, 539.  
*Zrenus*, 401.  
*Zteropalpus*, 1328.  
*Ztrachiodus*, 288.  
*Ztrathon*, 703.  
*Ztrathorus*, 539.  
*Ztricteraninus*, 459.  
*Ztrilicopsis*, 439.  
*Ztriliens*, 434.  
*Ztrangalia*, 1351.  
*Ztrigoderma*, 985.  
*Ztromatium*, 1022.  
*Ztroungylum*, 1270.  
*Zunius*, 438.  
*Zymbiotes*, 536.  
*Zymphora*, 1298.  
*Zynehita*, 551.  
*Zynehron*, 1290.  
*Zyneta*, 1119.  
*Zystrona*, 1249.  
  
*Tachinus*, 117.  
*Tachycellus*, 192.  
*Tachyporus*, 116.  
*Tachys*, 80.  
*Tachyusa*, 347.  
*Tanilotes*, 1346.  
*Taphrocerus*, 895.  
*Telophanus*, 569.  
*Telophorus*, 832.  
*Telmatophorus*, 773.  
*Tenebrio*, 1249.  
*Tenebroides*, 667.  
*TENEBRIONIDÆ*, 1243.  
*Tenerius*, 625.  
*Tetracha*, 28.  
*Tetragonoderus*, 112.  
*Tetraonyx*, 1359.  
*Tetrapops*, 1093.  
*Tetratoma*, 1288.  
*Tetropium*, 1015.  
*Tetrops*, 1093.  
*Thausinus*, 851.  
*Tharops*, 703.  
*Tharsus*, 1257.  
*Theca*, 879.  
*Thermometes*, 234.  
*Thestium*, 332.  
*Thinobius*, 172.  
*Thimobius*, 587.  
*Thuroscia*, 773.  
*Throsus*, 775.  
*Tillomorpha*, 1040.  
*Tillus*, 849.  
*Timotus*, 349.  
*Tisactia*, 581.  
*Tmesiphorus*, 310.  
*Tomarus*, 574.  
*Tomoderus*, 1337.  
*Tomoxia*, 1310.  
*Toxidium*, 495.  
*Toxotus*, 1046.  
*Trachysectus*, 131.  
*Tragidion*, 1030.  
*Trechus*, 87.  
*Triachus*, 1134.  
*Tribolus*, 614.  
*Tribolium*, 1254.  
*Tribratica*, 1204.  
  
*Trichius*, 1993.  
*Trichiusa*, 351.  
*Trichodes*, 851.  
*Trichoderma*, 871.  
*Trichopsidius*, 143.  
*Trichopteryx*, 188.  
*Tricrania*, 1354.  
*Tinga*, 183.  
*Trincomella*, 332.  
*Triniodoctus*, 333.  
*Trinhabda*, 1164.  
*Tritoma*, 547.  
*Trogoderma*, 593.  
*Trogophilus*, 469.  
*Trogostia*, 663.  
*Troposoma*, 661.  
*Tropisternus*, 255.  
*Trox*, 941.  
*Tryphonus*, 838.  
*Trypophias*, 872.  
*Tychus*, 314.  
*Tychotus*, 1926.  
*Tymnus*, 1141.  
*Typhoea*, 587.  
*Typocerus*, 1052.  
*Typophorus*, 1138.  
*Tyrus*, 313.  
*Tythonyx*, 824.  
  
*Uroma*, 1257.  
  
*Valgus*, 1004.  
*Valonius*, 1316.  
*Veraphis*, 393.  
  
*Nantholmus*, 391.  
*Nanthonia*, 1142.  
*Xenistusa*, 143.  
*Xenodusa*, 359.  
*Xenothibis*, 787.  
*Xestobium*, 868.  
*Xestocis*, 899.  
*Xestorida*, 350.  
*Xylertinus*, 873.  
*Xylita*, 1297.  
*Xylopinus*, 1248.  
*Xyloryctes*, 992.  
*Xylotrechus*, 1036.  
  
*Zamodes*, 1927.  
*Zenoa*, 697.  
*Zenedusus*, 855.  
*Zengophora*, 1199.  
*Zonantes*, 1345.  
*Zonitis*, 1356.  
*Zuphium*, 140.  
*Zygoranina*, 1164.  
*Zyras*, 358.

## INDEX TO NEW SPECIES.

- Aleochara rufipes*, 365.  
*Amarechara foyesii*, 361.  
*Anomala pubescens*, 984.  
*Aphidius wolcotti*, 932.  
*Arthronaera glabricollis*, 1285.  
*Atheta caviceps*, 354.  
     *laurentiana*, 357.  
     *punctata*, 355.  
     *sulcata*, 355.  
  
*Basocera punctipennis*, 494.  
*Badister laticeps*, 118.  
*Blanchardella gracilis*, 826.  
*Bledius borealis*, 465.  
*Brechynus gracilis*, 160.  
     *pulchellus*, 161.  
  
*Caledera infuscata*, 361.  
*Cathartus longulus*, 564.  
*Cis confusus*, 899.  
     *cornutus*, 898.  
     *falli*, 898.  
*Celon oblongulum*, 283.  
*Conosoma carinula*, 451.  
     *elongata*, 456.  
*Corphyra brunea*, 1331.  
  
*Eitenmus latilobus*, 837.  
*Ditoma granulata*, 552.  
*Donacia megacornis*, 1103.  
  
*Emecarthron oblongus*, 900.  
*Epurea duryi*, 639.  
*Eucnemis similis*, 295.  
  
*Glyptoscelis liebecki*, 1137.  
*Gyrinus piceolus*, 240.  
  
*Haltica aenescens*, 1202.  
     *cuprascens*, 1202.  
     *knabii*, 1203.  
*Hister osculatus*, 607.  
*Hydrochus granulatus*, 253.  
*Hydrovatus indianensis*, 212.  
  
*Isomira similis*, 1278.  
  
*Lathrobium insanus*, 424.  
*Leptusa elegans*, 342.  
     *obscura*, 343.  
  
*Macrobasis flavocinereus*, 1359.  
*Melanotus carinus*, 752.  
     *ctibriventris*, 747.  
     *debilis*, 754.  
     *difficilis*, 751.  
     *divarcarinus*, 754.  
     *lixus*, 754.  
     *longicornis*, 749.  
     *pilosus*, 771.  
     *prasinus*, 752.  
*Mordellistena confusa*, 1316.  
     *hoosieri*, 1325.  
     *testacea*, 1324.  
  
*Ochthebius putnamensis*, 253.  
*Oxyptera palustris*, 362.  
  
*Pachybrachys elegans*, 1127.  
     *sticticus*, 1126.  
*Paramedon falli*, 432.  
*Philonthus multipunctatus*, 389.  
*Phyllobrotica lengi*, 1175.  
*Prasocuris ovalis*, 1151.  
  
*Rhantus confusus*, 229.  
  
*Saprinus lakensis*, 623.  
     *oviformis*, 622.  
     *simulatus*, 621.  
*Scaphisoma distincta*, 496.  
*Serica carinata*, 957.  
     *intermixta*, 957.  
*Stenelmis sulcatus*, 681.  
*Stenus similatus*, 404.  
     *suspectus*, 408.  
  
*Tachyporus pulchrus*, 447.  
*Telephorus simpliunguis*, 836.  
*Trogophloeus poseyensis*, 471.  
  
*Xantholinus indianensis*, 396.  
     *linearis*, 395.  
  
*Zonitis sulcicollis*, 1357.

(Date of issue of this volume, September 20, 1910.)









SMITHSONIAN INSTITUTION LIBRARIES



3 9088 00170916 1

Shelfmark: QL584 I5B4X

On the Coleoptera known to occur in India