

Historic, Archive Document

Do not assume content reflects current scientific knowledge, policies, or practices

208

62.50 S. M. Ford
1890

LIBRARY
THE LAND TROPICAL NURSERY
SAN DIEGO, CALIFORNIA
★ AUG 2 1923 ★
U.S. Department of Agriculture.

ORCHIDS

FOR BEGINNERS,

BEING A

Descriptive List of orchids

WITH

Cultural Directions

For the care of the best Orchids suitable for Florists
or Private Gardeners,

BY

Pitcher and Manda.

Short Hills, N. J.

Aug. 1892.

1 *Oncidium Tigrinum* P. & M. by mail 2.00
Did not bloom.

ORCHIDS
FOR BEGINNERS,

BEING A

Descriptive List

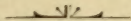
WITH

Cultural Directions

For the care of the best Orchids suitable for Florists
or Private Gardeners,

BY

Pitcher and Manda.



Short Hills, N. J.

—

1890.

be given to fully develop the flowers. After the flowering season is over the plant generally begins to show signs of growth, when it should receive any potting or re-basketing if needed ; if not, then only a top dressing of sphagnum moss, and the plant may be started into growth as described.

The best potting material is good fibrous peat and clean sphagnum moss with plenty potsherds intermixed. Good drainage should be provided, and plants well elevated above the rim of the pots or baskets. In re-potting, care should be taken not to disturb the roots ; rather break the old pot, while the basket can be set into a larger one and some material worked around. Over-potting should be avoided, and plants not disturbed or potted unless necessary.

Orchids, as a rule, are fond of pure fresh air and plenty of light, while many delight in sunshine. The plants should be kept clean from insects by occasional sponging, and some tobacco stems being laid on the hot water pipes from time to time. With these general cultural directions and the brief statement with each described species, any beginner will be able to grow Orchids without any difficulty, and reap a rich harvest of their beautiful blossoms.



CALANTHE VESTITA. This terrestrial species is very useful for cutting purposes during December, January and February, its time of flowering. The flowers are produced 20 to 50 on long stems, and are white with yellow or red centre. After the plant has done flowering, the bulbs should be taken out of the pots and stored in the same way as *Caladiums* until May, when they should be potted in a compost of turfy loam, peat and leaf-mould, with plenty of drainage. Care should be taken not to give too much water until the new growths have sufficiently rooted, when they should have a liberal supply until the bulbs begin to ripen and lose the leaves. A temperature of 65 to 70 degrees should be maintained while the plant is in growth.

CALANTHE VEITCHII. A hybrid of great merit, producing long spikes of rose colored flowers during the winter months which are very useful for cutting. In all respects the plant is similar to *Calanthe vestita*, and should receive the same treatment.

CATTLEYA MENDELLII. A very fine species, flowering from May to July. The flowers are large white with purple-fringed lip. Requires same treatment as *Cattleya Trianae*.

CATTLEYA MOSSIAE. This fine plant flowers from May to July. The large flowers which are produced several on a stem vary through the different shades of lilac and rose, while the lip is beautifully colored with deep golden yellow. The resting time is from November to May, otherwise same treatment as *Cattleya Trianae*.

CATTLEYA PERCIVALLIANA. A species flowering from November to February. The flowers are of deep rosy purple color, with richly colored lip of deep crimson purple and golden yellow. Resting season from November to March. Requires same culture as *Cattleya Trianae*.

CATTLEYA TRIANAE. This is the most useful of all the Orchids, flowering as it does from January to April. The flowers are from 5 to 8 inches in diameter produced 2 to 4 on the ripened bulbs. The color varies from white through all shades of rose, lilac and purple. It can be grown in either baskets or pots in clean fern fibre and a little sphagnum moss. The resting season is from December to March, that is after it has finished its growth and before the new growth starts. An average temperature of 60 degrees, plenty of light, air and partial sun are necessary for its successful culture.

COELOGYNE CRISTATA. One of the finest Winter flowering Orchids. It produces sprays of 5 to 7 large white flowers from January to March. Only a very light rest should be given this plant from December to March. It delights in a compost of peat and moss, and an airy greenhouse with an average temperature of 50 degrees.

DENDROBIUM NOBILE. One of the first Orchids grown. It produces freely a number of showy white and purple flowers on straight stems in February and March. The resting season should be well marked from December to April. This species can be grown in pots or baskets with fibrous peat and a top dressing of sphagnum. It delights in a temperature of 55 to

60 degrees, and plenty of air and partial sun especially in the Autumn to ripen the bulbs well, and thus insure good flowering.

DENDROBIUM WARDIANUM. This fine plant has pendant pseudo-bulbs which are covered with very large white flowers with purple tips and yellow throat. The resting season and treatment same as *Dendrobium nobile*.

EPIDENDRUM VITTELINUM MAJUS. A very desirable species on account of its color. The flowers which are borne 6 to 15 on an upright stem, are of rich orange red color and are produced from May to July. It requires the same treatment as given to *Odontoglossum Rossii majus*, while the resting period is from November to June.

LAELIA ALBIDA. This is a very useful species producing long spikes, each carrying 5 to 12 white flowers. The flowering time is November to January. The resting period is from November to March which should be strongly marked. This plant can be grown either on blocks or in baskets with plenty of drainage, and only little moss. It delights in a temperature of from 50 degrees in the resting season to 65 degrees in the growing time, with plenty of air, all the light that can be given it, and only sufficient shade to protect it from the burning sun.

LAELIA ANCEPS. This is a well-known species, producing long spikes with 3 to 5 large rose colored flowers from November to March. The resting season, culture, etc., is exactly the same as that of *Laelia albida*.

LAELIA ARNOLDIANA. A beautiful plant of recent introduction and far superior to *Laelia autumnalis*. The color of the flowers is rich rose devoid of the smell that is objectionable in *Laelia autumnalis*. The spikes carry from 5 to 15 flowers which expand from October to December. Resting season and culture same as *Laelia albida*.

LAELIA PURPURATA. A grand species, producing from 4 to 6 very large and fine flowers from May to July. The flower is white, with a large, bright, crimson purple lip and yellow throat. The resting season is from December to May, otherwise it needs the same culture as *Cattleya Trianae*.

LYCASTE SKINNERII. A well-known plant which sends up as many as twelve large flowers from one bulb. The color of the flowers vary through the different shades of lilac, rose and deep crimson, while the pure white varieties are very rare. It generally flowers from January to April, after which a slight rest should be given until the new growth advances an inch or two. Pot culture, with fibrous peat and a top dressing of moss, as material, a temperature of from 55 to 60 degrees partial sun, and strong light and air, are the necessary conditions to give good results.

MASDEVALLIA HARRYANA. This is quite distinct amongst the Orchids. The flowers are of rich hues varying from light purple to crimson and scarlet. It flowers from April to July, and needs the same treatment as given for *Odontoglossum Alexandrae*.

ODONTOGLOSSUM ALEXANDRAE (or CRISPUM).

Acknowledged to be one of the finest species in existence, producing long arching spikes of white flowers from January to May. It should never be allowed to get too dry, and should be kept at a mean temperature of 50 degrees. The best compost is good sweet peat and sphagnum moss, with plenty of drainage. The house should be a lean-to and have northern aspect. In the Summer the plants should be shaded and kept as moist and cool as possible.

ODONTOGLOSSUM CITROSMUM. A beautiful plant which sends a long drooping spike of flowers in April and May. The flowers are white or rose colored, and very sweet scented, It needs same strong rest and treatment as *Oncidium varicosum*.

ODONTOGLOSSUM GRANDE. This fine plant known as the "Baby Orchid," flowers from September to December. The flowers are very large, cinnamon-brown and yellow. It is best grown in pots in fibrous peat, and an average temperature of 55 degrees. The resting season extends from January to June and should be strongly marked.

ODONTOGLOSSUM PESCATOREI. A fine species similar to *Odontoglossum Alexandrae*; the flowers are pure white, not so large but more numerous, on a branching spike. It flowers from January to May, and should have same treatment as *Odontoglossum Alexandrae*.

ODONTOGLOSSUM ROSSII MAJUS. A fine plant for basket culture, flowering from January to March. The flowers are large, pink or white, with petals and sepals spotted with chocolate brown. It requires a temperature of 50 to 55 degrees, with plenty of light. The resting period is from November to February. Compost of fibrous peat with top dressing of moss is the best material.

ONCIDIUM TIGRINUM. A very showy and sweet scented species, producing spikes of yellow and brown flowers in the Autumn. It requires the same treatment as *Oncidium varicosum*.

ONCIDIUM VARICOSUM. This species sends up a large branching spike in the Autumn, with numerous large golden yellow flowers which last long in perfection. It thrives best in a basket in fibrous peat and but little moss. A strongly marked season of rest should be given from December to May. Plenty of air, light and partial sun, with an average temperature of 55 degrees, is very essential for the well doing of this plant.

VANDA COERULEA. A grand plant with large nearly blue flowers produced on stems 10 to 18 together. The flowering season is from October to December, after which a slight resting season should be given until March. The plant does best if fixed in a basket using only pot-herbs and sphagnum moss as a compost. It delights in a temperature of 60 degrees, and is very fond of air and strong light.

ZYGOPETALUM MACKAYI. Fine plant producing long spikes of violet and brown flowers that are very strongly scented. The flowering period is from November to March, at which time less water should be given but never kept too dry. Good turfy peat and little sphagnum is the best compost, while a temperature of 60 degrees will suffice.



Cypripediums.

By far the most beautiful, interesting and varied genus of the Orchid family, not only rich in fine natural species, but also represented by hundreds of beautiful garden hybrids. The colors are rich and pleasing, and combine well with roses and fine ferns, in fact with anything with which they are used; while if a basket or vase is filled with Cypripediums alone a unique effect is produced.

The lasting qualities are remarkable, if we consider that the flower on the plant will stay perfectly fresh for as long as 12 weeks, and if cut will last 3 to 4 weeks in fresh water. They are also the easiest grown Orchids, which, together with the above qualities, will recommend itself to every grower of plants.

The following ten species are the easiest grown, the cheapest to be procured in quantity, besides being all free flowering and free growing kinds, so that with only ordinary care the plants will increase yearly in size and therefore will double their value.

The following culture can be applied to the ten plants described. Pot culture is preferable; the potting material should consist of fibrous peat and sphagnum moss, with plenty of drainage. The plant should be elevated above the rim of the pot and the material packed firmly around the roots. Cypripediums do not require any rest like other Orchids, and therefore they should be kept watered like other plants all the year round. A temperature of from 55 to 65 degrees suits these plants well, with plenty of light and ventilation, and only shaded against the burning sun.

There are other fine species and hybrids which at present cannot be procured in quantity, but it is only a question of a few years when Cypripediums will be grown by Florists as much as any other flowering plants.

CYPRIPEDIUM ASHBURTONIAE. A fine free growing hybrid, generally flowering twice a year mostly in the Winter months. The flower has a neat combination of green, white and reddish brown color.

CYPRIPEDIUM BARBATUM. This popular species produces its purple and white flowers freely from April to July.

CYPRIPEDIUM BOXALLII. A fine species producing its flowers from December to February. The whole flower has a shiny gloss, while the colors are green and rich dark brown purple.

CYPRIPEDIUM DOMINIANUM. This fine hybrid produces 3 to 5 flowers on a stem, with long petals, giving the plant a very graceful appearance. The colors are a pleasing combination of green and white. The flowering season is in the Autumn months.

CYPRIPEDIUM HARRISIANUM. A grand hybrid, and a very valuable addition, as it produces flowers twice and even three times a year. The flowers are large, on long stems, and of a showy rich brown purple color.

CYPRIPEDIUM INSIGNE. The best known of all Orchids. The flowers are produced from November to March, and last over 12 weeks in perfection on the plant, and 3 to 4 weeks when cut. The flower has a yellowish green color, with brown spots and white border on the upper sepal. The stems are long and stout. There are many varieties of this plant.

CYPRIPEDIUM LAWRENCEANUM. A grand species with beautiful variegated foliage, and large flowers produced on very long stems generally twice a year. The color is brown green, while the large and showy dorsal sepal is white with purple lines.

CYPRIPEDIUM SEDENII. A fine hybrid which produces long stems from which a large number of flowers succeed each other from October to May. The colors of the flowers are several shades of deep rose pink.

CYPRIPEDIUM SPICERIANUM. A very beautiful species, with white dorsal sepal, petals and slipper of a yellow green color; a very distinct plant. Flowers from November to February.

CYPRIPEDIUM VILLOSUM. Another fine species producing its flowers from January to April. The color is brownish yellow, shining as if varnished.



11 Plants rec^d

1	<i>Cathya Purvioliana</i>	- bad	1.00
1	"	<i>Triannae</i> - 2 bad	4.00
1	<i>Stenochloa</i>	<i>foliata</i> good	1.00
1	<i>Odon</i>	<i>Crispum</i> "	1.00
1	<i>Cypri</i>	<i>Insigne</i> "	1.00
1	"	<i>Laurencianum</i> "	1.00
1	"	<i>Sedenii</i> - dead	1.00
1	<i>Coelogyne</i>	<i>Cristata</i> good	9.00

Express charges \$5.00
per plant - 65¢

\$10.25

7.10

Wed - 11 - 18th 93

Repotted - On. Ornothogon and found
plenty of new roots - Raised
plant ~~on~~ 7/8 inch.

Sp. Ulicium, Saw. found
small snails, that had eaten
off ends of new roots that have
lately pruned,

Hydrangeas •

OTAKSA and THOS. HOGG.

MAGNIFICENT STOCK.


4 inch pots, \$2.00 per doz.;	\$15.00 per 100.
5 inch pots, 2.50 "	20.00 "
6 inch pots, 3.00 "	25.00 "

MICHEL PLANT AND BULB CO.,

E. ALBERT MICHEL,

EUGENE H. MICHEL,

Magnolia and Tower Grove Aves, ST. LOUIS, MO.




Nov 16 93

3 by. Insigne from Michel & Co St Louis,
by mail - postage 12¢. Made 2 of large
plant. Potted in 4 7 5 inch pots. cutting
off all broken roots.

les St Louis

2-00



No. 1893 From Nuchales St Louis

2	<i>Cyprædium</i> <i>insigae</i>	1,00	
1	"	<u>100</u>	2,00

Made 2 of the latter
By mail-

